THE BOOK WAS DRENCHED

UNIVERSAL
LIBRARY
OU_174189
UNIVERSAL
LIBRARY

GOULD'S
MEDICAL DICTIONARY

"Dr. George M. Gould is the Johnson of medical lexicography. His various dictionaries, adapted to the needs of student, practitioner, and scholar respectively, have had a commercial success that of itself is sufficient to prove their practical usefulness."

The British Medical Journal.

GOULD'S
MEDICAL DICTIONARY

THE WORDS AND PHRASES GENERALLY USED IN MEDICINE AND THE ALLIED SCIENCES, WITH THEIR PRONUNCIATION AND DERIVATION

by

GEORGE M. GOULD, A.M., M.D.

AUTHOR OF "AN ILLUSTRATED DICTIONARY OF MEDICINE, BIOLOGY, AND ALLIED SCIENCES," "THE PRACTITIONER'S MEDICAL DICTIONARY," "POCKET PRONOUNCING DICTIONARY," "BIOGRAPHIC CLINICS," ETC.

edited by

R. J. E. SCOTT, M.A., B.C.L., M.D.

and

C. V. BROWNLOW

FOURTH REVISED EDITION

WITH ILLUSTRATIONS AND ONE HUNDRED AND SEVENTY-FOUR TABLES

INCLUDING NEW TABLES OF PREFIXES, AND SUFFIXES; THE TABLES OF BACTERIA, METAZOA AND PROTOZOA PATHOGENIC TO MAN AND ANIMALS, BY D. H. BERGEY, M. D., LATE PROFESSOR OF HYGIENE AND BACTERIOLOGY, UNIVERSITY OF PENNSYLVANIA, ALSO THE INTERNATIONAL TABLE OF THE CAUSES OF DEATH

LONDON

H. K. LEWIS AND CO., LTD.

1935

COPYRIGHT, 1935, BY P. BLAKISTON'S SON & CO., INC.

"The use in this volume of certain portions of the text of the United States Pharmacopoeia, Tenth Edition, is by virtue of permission received from the Board of Trustees of the United States Pharmacopoeial Convention. The said Board of Trustees is not responsible for any inaccuracy nor for any errors in the statement of quantities or percentage strengths."

"Permission to use for comment parts of the text of the National Formulary, Fifth Edition, in this volume, has been granted by the Committee on Publication by authority of the Council of the American Pharmaceutical Association."

PRINTED IN U. S. A.
BY THE MAPLE PRESS COMPANY, YORK, PA.

PREFACE TO THE FOURTH EDITION

In this edition there are a large number of new words which elucidate the new conditions and methods that gave them birth. There are also many corrected older definitions which the advances in medicine and chemistry have made necessary. Room for these changes and additions (many of which are not yet to be found in any other medical dictionary) has been made by careful and skilful condensations in the resetting of the type of the pages on which the changes were made. Thus we have avoided adding more pages to the book. Mention should also be made of the fact that among the new inclusions will be found a four page table of medical and chemical Prefixes and Suffixes.

The frequent reprintings of Gould's dictionaries afford unusual opportunities for making timely additions and corrections. Thus it comes that these dictionaries are in the vanguard of the ever onward march of medicine and its allied sciences.

It is hoped that Gould's dictionaries will continue to deserve the confidence of the profession—a confidence that has manifested itself through the years by a world-wide sale which, in number, is now on the road to nine hundred thousand.

PREFACE TO THE FIRST EDITION

The year 1890 saw the birth of the first of Dr. George M. Gould's medical dictionaries under the title "A New Medical Dictionary." Two years later "A Pocket Medical Dictionary" of 12,000 words was published (the current edition contains 40,000 words), and this was followed, in 1894, by Dr. Gould's monumental work entitled "An Illustrated Dictionary of Medicine, Biology, and Allied Sciences," the current (6th) edition of which comprises 1700 double columned pages. Then, ten years later, a supplement to the Illustrated Dictionary, containing 38,000 words, was published under the title, "A Dictionary of New Medical Terms."

The title of the first dictionary, namely: "A New Medical Dictionary" was, in a later revision, changed to "The Student's Medical Dictionary," which contained a much larger vocabulary. Under this title the book was continued with revisions until 1906, when it gave place to a new and larger issue entitled "The Practitioner's Medical Dictionary," which has served the profession for a number of years and may still continue to do so. Now we come to the present issue "Gould's Medical Dictionary," which may be said to be the sum of all of Gould's dictionaries.

Important features of this dictionary, when compared with its immediate predecessor "The Practitioner's Medical Dictionary" should be self-evident: first, the larger and bolder type; second, the additional pictures; third, the increase in size of the volume; fourth, the added biographic detail, as well as many abbreviations now employed in current medical literature. What will not be evident is its aggregation of about 76,000 words; about 5,000 of these being entirely new—words that are not ostensible combinations of old words that merely take up room without adding to the value of the work, but legitimate *new* terms.

The skilful plan, wide scope, and distinctive qualities of the previous lexicons have been maintained, and the interests and needs of the busy practitioner and the active general medical reader kept in mind. No matter has been inserted that is not appropriate, and few pictures are included that are in the well used text and reference books. By thus avoiding mere embellishment or padding for the sake of size or pretentiousness, we believe the work will be found concisely serviceable and practical.

Eponymic terms are in their proper alphabetic order so that one no longer need be in doubt whether to look under test, reaction, phenomenon, syndrome, sign, or symptom, for the information sought. The tabulation and systematic classification of other correlated terms, established in usefulness, have been continued.

The spelling conforms to the standard requirements, and the terse definitions define. They are based upon the standard literature and authoritative textbooks of the day, therefore are not copies from the older vocabularies.

The pronunciation is clearly shown by a phonetic arrangement of letters, which saves time.

Proper names and their derivatives only have been capitalized in the title-words. This is in accord with present usage which is a revival of the custom of some of the lexicographers of the last century.

With the exception of the signs and symbols which have no letter equivalents, all of the matter has been placed in alphabetic order.

While "The Practitioner's Medical Dictionary" is a middle of the road work, this latest book, "Gould's Medical Dictionary," may be said to cover the broad high-way of the medical sciences.

New words seem to be coined almost daily. Rarely may one take up a medical paper or a new scientific book without encountering new words or various modifications of old words. In some cases the authors adopt a new vocabulary; and this involves much extra work on their readers.

In gathering and arranging new words, it has been interesting to note that the majority fall readily into three classes; (1) Really new words, which express new ideas, inventions, or discoveries—words which represent a genuine addition both to science and to language; these, of course, are the most important, but, unfortunately, they constitute numerically the smallest of the three groups. (2) There is a steadily growing increase of Proper names (Eponymic)—"so and so's" operation, or test, which quite frequently might more correctly be expressed as "so and so's modification of some-one else's" operation, or test; and, we may add in parenthesis, that very often the modification is of the slightest. (3) The largest class includes the long list of new remedies, with the large number of proprietary, patent, and other articles which, somehow, manage to get their names into current medical literature.

When a discoverer of a new gas, or operation, or test, etc. is viewing his offspring with parental pride, he should remember to exercise due care in the selection or production of an appropriate name. The code recognized by zoologists (as stated by Stiles in a publication of the United States Public Health and Marine Hospitals Service), is a good one; and while applicable as a whole only to zoologic terms .ts rules are particularly useful, and should be observed, whenever possible, by all who are reponsible for new terms. One rule, in particular, is capable of universal application, and should receive as wide recognition: that "No name should be allowed to be changed simply because it is inappropriate." The suitableness of a name should be canvassed thoroughly *before* the name is given. Thus would be avoided much of the confusion which exists in modern medical terminology Scientists, when about to assume the role of parents of new words, should, whenever necessary, seek the aid of the man with a knowledge of Greek, rather than undergo (without the help of a specialist) the pangs of etymologic labor, with the resulting birth of a linguistic monstrosity.

Nearly every printing of Gould's Medical Dictionaries contains additions, yet such printings have not been called new editions. Revisions have had to be more or less extensive before the publisher has felt justified in issuing a new edition. If, for instance, every printing of "The Pocket Medical Dictionary" had been called a new edition, the current edition would be the 55th instead of the 8th.

The constant aim of the publisher and editor has been to make even more accurate, more comprehensive, and more helpful this new member of the series of Gould's Medical Dictionaries, of which over 700,000 volumes, distributed over the world, attest their intrinsic enduring value; and this, as Dr. Gould was glad to feel, "evidences something of usefulness in the great cause of medical science and progress."

R. J. E. Scott.

NOTES CONCERNING THE HISTORY OF LEXICOGRAPHY*

Nomina si nescis perit cognitio rerum, said Coke with the acumen of the legal mind, and it is generally true that the knowledge of things depends upon the knowledge of their names. Discoveries of new facts, or new standpoints for viewing old facts, demand new tags or "nicking" symbols whereby their status may be fixed and their recognition insured and made more clear for distant or future students. Few philosophic and scientific minds may exhibit an aloofness and a freedom from the tyranny of words to enable them to study things without the aid of words and namings. But nothing, it is admitted, is more blundering in a personal sense, and more harmful to the progress of science, than the exhaustion of interest so soon as a classification and nomenclature have been made. The ridiculous is only needed to end in the absurd, and this is generally supplied by their wrong pigeon-holing and false ticketing. A diagnosis once made, a mere word, long, mysterious, and meaningless, pinned upon the bunched symptoms, and further study of etiology, prophylaxis, or therapeutics is with too many at an end. Over 200 years ago Dr. South tried to check this "fatal imposture and force of words" by showing how "the generality of mankind is governed by words and names," not by things as they are, but as they are called—in a word, by "verbal magic."

And yet in a groping science like medicine, one that inductively, slowly, and tentatively is feeling its way toward the truth, this need of naming every step forward is peculiarly necessary. It is the condition of securing the step in itself, and of guiding the aftercomers. It is the blazing of trails into the wilderness of the unknown. Of course no one can tell what lines of research may finally prove the best and true, and none, therefore, what blazes will be useful or useless. New trails shorter, easier, and better, may indeed be discovered, and when the wilderness country is settled, all trails will either be abandoned or become well-known roads. But even then good sign-posts and pointing index-fingers will be helpful for strangers, and some of the old names will never be discarded. None can surely foretell what words may die and what ones become a part of the language. Hence the lexicographer may not too recklessly exclude

The history of lexicography finds its first data about 700 or 800 A. D , in glosses, or the more common explanatory words annexed or superposed over "hard" terms, and made either in Latin or in the glossator's own vernacular. A list of such glosses was called a *glossarium*, or as we say, a glossary. It soon became the custom for children and students to learn by heart the classified lists of the names of things, such as those of the parts of the body, of animals, trades, tools, virtues and vices, diseases, etc. Such a list constituted a *vocabularium* or vocabulary. These glosses and vocabularies were in time thrown together in bundles, at first without any order, and as lists, without losing their individuality. Then came the "first letter order," in which all words and terms beginning with the letter A were bundled together, still without discrimination, so that the entire list of words beginning with A, or B, had to be scanned in order to find a special word. The classification proceeded to an arrangement of the items also according to the second letter, then the third, etc.,

* From the preface to Gould's "A Dictionary of New Medical Terms."

until after hundreds of years complete alphabetization came into use. At first the aim had been to explain difficult Latin words by easier Latin ones; then by English ones, and in the tenth and eleventh centuries the English equivalents were the rule, and the glossaries were Latin-English. The first book of this kind to be called a *dictionarium*, that is a repertory of *dictiones* or sayings, was that of Sir Thomas Elyot in 1538, and from that time the word *dictionary* has supplanted all others; so much so that it is now the title of any alphabetic gathering not only of words but of any kind of knowledge whatsoever.

Our modern language of medicine is unique in that it is made up of the unchanged and undigested materials and relics used or contributed during its entire history. The persisting substratum is Latin, upon which has been placed a mass of pseudo-greek words not physiologicly created nor grown by natural philologic methods, but springing Minervalike from the brains of thousands of modern Jupiters. These largely bear the marks of their parentage in characteristics that do not, or should not, beget a spontaneous pride of lineage. From a highly variegated medievalism that has, indeed, never ended, we have taken over another unassimilable conglomerate, and superadded are thousands of dissimilar terms derived from modern chemistry, biology, bacteriology, and many other sciences. Each single group of contemporaneous nationalities contributes to the others its share of names, and is itself hard at work endeavoring to fuse the whole heritage into homogeneity and unity with the amalgam of the spirit of the general language dominant among its people. The result is a strange hodge-podge of the medical language of two or more thousand years and of many special national tongues, in mechanic, not chemic mixture, with modern sounds and symbols, the whole amazingly heterogenous and cacophonous. The thirtieth century medical student will probably be compelled to memorize *iter a tertio ad quartum ventriculum*, etc , and to write his orders for drugs in a sad mixture of sorry Latin so far as his knowledge will carry, and then to end it in despair in the vulgar manner of speech of his contemporaries. In general biology the law holds that the ontogeny epitomizes and repeats the phylogeny; but only at the different successive stages of its individual development. In medical language the phylum is always present, and there are no successive stages; there has been no rebirth or inheritance; the ontogeny goes on preserving all the old origins and accretions, and simply adding the new to them. For this sort of evolution there is no name (unless Weissmann's immortality theory is applicable), and its study may be commended to the Darwins and Spencers of the future as a noteworthy exception to hitherto formulated laws. The result is before us: a huge and unassimilated philologic mass, many times greater than it should be, the despair of medical students and of the makers of dictionaries. These word-books, of course, reproduce the phylogenetic history in the same way, and there is no escape from the republication of all the methods and most all the words gathered and found useful in the course of ages. Here with some modifications of detail must be repeated the glosses and vocabularies of a thousand years ago, the foiled attempts together with the partial successes at alphabetic arrangement, and lastly the addition of the modern encyclopedia.

The functions of the dictionary-maker have thus become multipled and varied. As the gloss-lists and vocable-lists grew into dictionariums and as alphabetization became thoroughgoing, as one after another subject was added to the word-gatherer's work so our technical dictionary has at last become in part encyclopedic and expository, its plan and outworking still somewhat subject to the personality, scholarship, and judgment of the author. It will always remain an

open question how far the author should or may go in giving individual color to his dictionary. Johnson's famous definitions of *excise*, *lexicographer*, *oats*, *pension*, *pensioner*, *tory*, *whig*, etc.; Webster's "Americanism" in spelling; the Century's seconding in various ways the obvious trending of philologic progress,—these, and many such illustrate the lexicographer's belief in his own, at least, "limited" free-will.

"Johnson's great work," says Dr. Murray, "raised English lexicography altogether to a higher level. In his hands it became a department of literature." The technical dictionary of to-day may indeed claim a higher office than that, because no monograph or text-book comes near the far-reaching and lasting influence of modern encyclopedic dictionaries. They help more than teacher or text-book to bring order into the student's forming mind, and to systematize and make definite his knowledge. In postgraduate life and practice there is no book that is so frequently consulted, and the teachings of which are so clearly kept in memory. This is because of the validity of the maxim of Coke.

Solely upon condition, however, that the author has put heart, intellect, and labor into his work! If he has been content to repeat, copy, and adopt, it will not be so. And even then only if other repeaters, copiers, and adopters "do not break through and steal." As has often happened since, dictionary-theft is an ancient story. As long as 250 years ago Phillips plagiarized the *glossographia* of Blount. The robbed author indignantly exposed the shamelessness of the cribber, even of misprints and errors. But he was not ashamed! *More suo* the thief, having no defense, made none, and instead proceeded to correct all the errors pointed out by Blount, and in many subsequent editions, the quack-lexicographer reaped the reward given by a too careless public.

The ancient injustice would be much manifolded in modern times, with an intensely progressing science which demands that, if to be of the best service, new editions of its word-books shall be made every few years. The system must become systematic and the professing truly professional. No spasmodic, incidental, or amateur methods will nowadays avail. Revisions are required, and continuous labor, not only of one but of many, so that helpers, a large corps of them, must be organized, and paid Over 300 years ago a great worker in this field, one who "contrived and wrought not onelie for our owne private use, but for the common profet of others," even with the patronage of great men "who encouraged in this wearie worke" was grieved that "the charges were so great and the losse of time" so much that he came near having "never bene able alone to have wrestled against so manie troubles." Finding that "his spiritual substance had vanished," old Simon Browne "took to an employment which did not require a soul, and so became a dictionary-maker," piously adding that we should "thank God for everything and therefore for dictionary makers."

GEORGE M. GOULD.

LIST OF TABLES

Abscesses
Accommodations
Acids
Acne
Albumins
Alcohols
Amaurosis
Amputations
Anatomy
Anemias
Anesthesias
Aneurysms
Aberrations
Apertura
Aphasias
Aquæ
Arches
Areas
Arteria
Arteries
Arthritis
Articulatio
Articulations
Atrophies
Axes

Bacteria, Pathogenic
Baths
Bones
Breath-Sounds
Bruits
Bursæ

Calculus
Canals
Cancers
Capsules
Carcinomas
Caries
Cartilages
Cataracts
Cells
Centers
Choreas
Cirrhosis
Contractions
Corpuscles
Corpora
Craniometrics
Crests
Crista
Currents
Cysts

Death, causes of
Decussations
Degenerations
Dermatitis
Diarrheas
Diet
Disks
Diseases
Dislocations
Dose
Dropsies

Ducts
Dyspepsias

Eczemas
Edemas
Elements
Eminentia
Epithelia
Erythemas
Exanthemata

Fascias
Fasciculi
Ferments
Fermentations
Fevers
Fibers
Fissures
Fistulæ
Food
Foramina
Fossæ
Fractures

Ganglions
Glands
Grooves
Gyri

Hernias

Immunity
Incompatibilities (Dose Table)
Insanity

Labor
Laminae
Lenses
Leukocytes
Ligaments
Lines
Liver
Lobes

Membranes
Meningitis
Mercury
Metazoa, Pathogenic
Micro-organisms (general)
Milks
Monstrosities
Murmurs (Endocardial)
Muscles
Myelitis

Nephritis
Nerves
Neuritis
Nuclei

Oils
Operations

Pains
Papillæ
Paralyses
Pelves
Placentas
Plasters
Pleurisies
Plexuses
Plicæ
Pneumonias
Points
Poisons
Positions
Prefixes
Pregnancies
Protozoa, Pathogenic
Pulses

Rales
Rami
Rays
Reactions
Recesses
Reflexes
Regions
Respirations
Retinitis

Salts
Sarcomas
Sclerosis
Serums
Sheaths
Signs and Abbreviations. p. xiv
Sinuses
Sounds
Spaces
Spasms
Spectrums
Spirilla (see Micro-organisms)
Spots
Sputa
Stains
Stigmata
Stools
Suffixes
Sulci
Sutures
Symptoms

Thermometers
Tineæ
Tissues
Tracts
Triangles
Tubercles
Tubera
Tumors

Ulcers

Valves
Veins
Veterinary Dose

Weights (and Measures)

SIGNS AND ABBREVIATIONS

Wt .....Weight.
♏.....Minimum.....Minim.
ʒ.....Drachma.....Dram.
℈.....Scrupulum.....Scruple.
℥.....Uncia.....Ounce.

=.....Equal to.
∞.....Infinity, 20 ft. distance. } Optics.
⬭.....Combined with. } Optics.

ꜱ.....Applied to Zygoma.
$\overline{\infty}$.....Heard, but not Understood.

H.....Intensity of Magnetic Force.
I.....Intensity of Magnetism.

Z.....Contraction (Zuckung).
Z. Z.′ Z.″..Increasing strengths of contraction.
κ.....Magnetic Susceptibility.
μ.....Magnetic Permeability. Unit of Microscopic Measurement.
ω.....Ohm.
ρ.....Specific Resistance.
Ω.....Megohm (one million ohms).
⊣ ⊢ .....Battery.
+.....Plus. Anode or Positive Pole.
−.....Minus. Kathode or Negative Pole.
>.....Greater than, as K > A.
<.....Less than.
°.....Degree.
′.....Foot
″.....Inches. Lines; each one-twelfth of an inch or about two millimeters.
ı.....A mark of affirmation or authentication.
?.....A mark of doubt.
-.....Figures or words separated by a short dash indicate the extremes of variations, as 5–10″ long, few-many flowered; *i. e.*, varying from 5 to 10 lines in length, and with few to many flowers.
× .....Used to express magnification, thus × 1000 indicates a magnification of $\frac{1000}{1}$ diameters. The improper fraction $\frac{1000}{1}$ indicates the same thing, but is rarely used.
①.....An annual Herb.
②.....A biennial Herb.
♃.....A perennial Herb.
♄.....An Undershrub, deciduous.
♄.....An Undershrub, evergreen.
♄.....A Shrub, deciduous.
♄.....A Shrub, evergreen.
♄.....A Tree, deciduous.
♄.....A Tree, evergreen.
♄.....An herbaceous Vine, annual or biennial.
♄.....A woody Vine, deciduous.
♄.....A woody Vine, evergreen.
♃.....A trailing Herb, annual or biennial.
♃.....A trailing Herb, perennial.
▬.....An aquatic plant.
☿.....Flowers perfect.

♂.....A male animal, or a plant or flower bearing only stamens or antheridia.
♀.....A female animal or a plant or flower bearing only pistils or archegonia.
○.....A young animal of undetermined sex, thus ♂o, young male, or ♀yg for young female, but ○ *juv* (*juvenis*, young).
⊙.....A monocarpic plant.
○= .....Cotyledons accumbent.
○ ‖ .....Cotyledons incumbent.
§.. .....A plant introduced and naturalized.
†. .....A plant cultivated for ornament.
‡.....A plant cultivated for use.
8.....Monecious.
♂ ♀.....Diecious.
♂ ☿ ♀ .....Polygamous.
0.....Wanting or none.
∞.....Numerous or indefinite; more than twenty when applied to stamens.
σ.. .....The microsecond represents .001 second or the unit of time in experiments or psychophysical reactions.

PREFIXES AND SUFFIXES USED IN MEDICAL TERMS

PREFIXES.

A-, an-, called *alpha privative* (Gr. α, αν, or αμ), the equivalent of our prefix, *un-*, or *in-*, denotes an absence or want of the thing or quality expressed by the principal; *e. g., adynamia, anaërobic, aphasia, apraxia, apyrexia, astigmatism, atony,* etc. *a* is used before consonants, *an* before vowels, and, rarely, *am* before *bl* or *br*. (To be distinguished from *ana*.)

Ad- (ad), to, at, toward, as, *adduction, adhesion.* The *d* is often changed in the compound to correspond to the next letter, as *accretion, appendix.*

Al-(Arab.) article *the; e. g., alchemy,* the secret art; *alcohol,* the very subtle.

Amphi- (or **amph-**) (ἀμφί), upon both sides, in two ways, as in *amphiarthrosis, amphibia,* etc.

Ana- (ἀνά). Up, through, again; *e. g., anabolism, anasarca, anatomy,* etc.

Anti- (or **ant-**) (ἀντί). Against, opposed to, opposite of; as *antaphrodisiac, antibrachium, antipyretic, antiseptic,* etc.

Apo- (ἀπό). Off, away, upon; *e. g., aponeurosis, apoplexy,* etc.

Auto- (αὐτός). Self; as *autopepsia, autopsy.*

Bary- (βαρύς). Heavy, difficult; as *barymezia, baryphonia,* etc.

Bi-, bin- (bis). Twice, twofold; *e. g., bicuspid, bivalent, binocular, binaural.*

Bio- (βίος). Life, *e. g., bioplasm, biology, biolysis.*

Brach- (βραχίων). Arm, pertaining to the arm; as *brachialgia, brachioncus.*

Broncho- (βρόγχος). Pertaining to the trachea; as *bronchorrhagia, bronchotomy.*

Cardi-, cardio- (καρδία). Pertaining to the heart, as *cardiodynia, cardialgia.*

Celio-, cœlio- (κοιλία). Pertaining to the belly, as *celiotomy, cœliac.*

Chiro- (χείρ). The hand. *Chiragra, chiropodist.*

Co-, con-. Together, along with; *e. g., coitus, congenital.*

Dacryo- (δάκρυον). A tear, pertaining to a tear; as *dacryoid, dacryo-cystitis.*

Dactyl- (δάκτυλος). A finger; pertaining to the fingers; as *dactylitis, dactylion, dactylate.*

Dermo-, dermato- (δέρμα). The skin; pertaining to the skin; *e. g., dermotomy, dermatolysis.*

Di- (δίς). Twice, double; as *dimorphism, digastric.*

Dia- (διά). Through. Examples: *diabetes, diagnosis, diaphragm, diarrhea,* etc.

Dyn- (δύναμις). Force, power; *dynamogeny, dynamograph.*

Dys- (δυς). Difficult, defective, painful; *e. g., dysentery, dyspnea, dysuria.*

Ec-, ex-, ecto- (ἐκ, ἐξ, ἐκτός). Out, outside, away from; as in *ecchymoses, ecdemic, eclampsia, Ectostosis, exanthema, ectropion, ectoderm.*

En-, em- (ἐν, ἐμ) In, within; as in *embryo, emphysism, endemic,* etc.

En-, ento- (ἐντός). Within, internal; *e. g., Endarteritis, endoscope, entoblast, entoptic.*

Ento- (ἔντερον). The intestine; as in *enterocele, Enterostomy,* etc.

Epi- (ἐμί). Upon, over, above; *e. g., epiblast, epicranium, epistaxis, epidemic,* etc.

Extra- (*Lat.*). Outside; *e. g., extravasation, extroversion.*

Galact- (γάλα). Milk; as *galatocele, galactozemia, galacturia.*

Gastro- (γαστήρ). The stomach; relation to the stomach; *e. g., gastrocele, gastrocnemius, gastroenterostomy,* etc.

Genio- (γενεῖον). Pertaining to the chin; *e. g., geniohyoglossus, geniohyoid.*

Glosso- (γλῶσσα). Pertaining to the tongue. See *glossology, glossoplegia, glossophytia.*

Hæma-, hæmato- or **hemo-** (αἷμα). The blood; pertaining to the blood. See *hematemesis, hematoma, hemorrhage,* etc.

Hemi- (ἡμι-ἥμισυς). Half; as in *hemiachromatopsia, hemicrania, hemiplegia.*

Hepat- (ἧπαρ). The liver; pertaining to the liver. See *hepatemphraxis, hepatization, hepatopostema.*

Hetera- (ἕτερος). Different; opposite; *e. g., heteroinfection, heterologous, heteropathy.*

Hydro-, hydr- (ὕδωρ). Water; resembling or relating to water, dropsy, etc.; as in *hydremia, hydragogue, hydrate, hydrocephalus,* etc.

Hyper- (ὑπέρ). Excess; exaggerated abnormality in amount, size, quality, etc. See *hyperesthesia, hypermetropia, hyperprexia, hypertrophy,* and others.

Hypno- (ὕπνος). Sleep. See *hypnopathy, hypnotism.*

Hypo- (ὑπό). Diminution as to degree, amount, size, quality, etc., or that located under or beneath; *e. g., hyposthenia, hypoblast, hypochondriac, hypodermatic, hypoglossal.*

Hystera-, hystero- (ὑστέρα). The uterus or womb; relation to the uterus; *e. g., hysterectomy, hystero-epilepsy, hysteropexia,* etc.

Ileo- (*Ileum*). Pertaining to the ileum; *e. g., ileo-colitis, ileotyphus.*

Ilio- (*Ilium*). Pertaining to the ilium; *e. g., ilio femoral, ili lumbar.*

Im-, in- (*In*). Privative, negative; as *imperforate-incarceration, insane, incontinence.*

In- (εν). In, within, upon, by; as *incubation, infarction, inflammation, inoculation,* etc.

Infra- (*Infra*). Beneath, below; *e. g., infra, maxillary, infrascapular.*

Inter- (*Inter*). Between. See *intercellular, intercostal, intertrigo,* and others.

Intra- (*Intra*). Within, inside of, as *intra-articular, intrauterine.*

Iso- (ἴσος). Equal, like; *e. g., isometric, isothermal, isopathy.*

Kata-, kath- (κατά). Down, through; as *katabolism, katatonia, kathode.*

Leuko- (λευκός). Whiteness; *e. g., leukemia, leukocyte, leukomain, leukorrhea.*

Lith-, litho- (λιθος). Pertaining to stone, calculus, or lithic acid. See *lithemia, lithiasis-lithotripsy,* etc.

Macro- (*μακρός*). Largeness, hypertrophy; as in *macroglossia, macromelia.*

Mal- (*Malus*). Bad; as *malformation, malpractice, malaria.*

Melano- (*μέλας*). Blackness, pigmentation; *e. g., melancholia, melano-sarcoma.*

Meso- (*μέσος*). The middle; *e. g., mesoblast, mesocolon,* etc.

Meta- (*μετά*). With, after, over, between, transition, change.

Micro- (*μικρός*). Smallness; *e. g., micrococcus, microglossia, microscope.*

Mon-, mono- (*μόνος*). Singleness. For example, *monamin, monomania, monorchis.*

Morpho- (*μορφή*). Shape, form; *e. g., morphography, morphology, morphometry.*

Multi- (*multus*). Number, many; *e. g., multilocular, multiparous.*

Myelo- (*μυελός*). Referring to the brain or spinal cord; as *myeloid, myelitis.*

Myo- (*μῦς*). Pertaining to a muscle or to muscularity. See *myocarditis, myoma, myopathy.*

Neo- (*νέος*). New, recent, young; as *neogala, neomembrane, neoplasm.*

Nephr- (*νεφρος*). Pertaining to the kidney, *e. g., nephrapostasis, nephria, nephritis.*

Neuro- (*νεῦρον*). Relating to a nerve or to neurology. In the original Greek the word meant a cord or tendon,—*neurosis*, the stringing of the bow. It is now applied only to nerve-structure; as, *e. g., neuralgia, neurasthenia, neurilemma, neuroglia.*

Ob- (*Ob*). In front of, against, denoting hindrance or obstruction; *e. g., obstruent, obturator, occlusion, opponens.*

Odonto- (*ὀδούς*). Of the teeth, as *odontology, odontalgia.*

Oligo- (*ὀλίγος*). Fewness or lack of, as *oligocythemia.*

Ophthalmo- (*ὀφθαλμός*). Pertaining to the eye, as *ophthalmia, ophthalmoplegia.*

Ortho- (*ορθός*). Straight, upright, correct. See *orthoscope, orthopedia, orthopraxis.*

Osteo- (*ὀστεον*). Referring to bone. See *osteoblast, osteomyelitis, osteoplastic.*

Oto- (*οὖς*). Pertaining to the ear, as *otorrhea, otophone.*

Oxy- (*ὀξυς*). Denoting the presence of oxygen, or acidity; as *oxygen, oxyhemoglobin.*

Pan-, Pant- (*πᾶς, πᾶν*). All, every, universal; as *pancreas, pangenesis, pantomorphic.*

Para- (*παρά*). Through, near, by, by the side of-abnormality. Examples: *paracentesis, pares, thesia, parenchyma, parotid.*

Peri- (*περί*). About, around. See, *e. g., pericardium, perimeter, perilymph, periosteum.*

Pod- (*πούς*). Pertaining to the foot, as *podalgia-podedema.*

Poly-, pol- (*πολύς*). Many, much; *e. g., polycoria, polygalactia, polyuria.*

Præ-, pre- (*Præ*). Before; *e. g., præcordia, prepuce.*

Pro- (*πρό*). Before, down; as in *process, procidentia, prolapse, proptosis.*

Proc-, procto- (*πρωκτός*). The anus, pertaining to the anus; *e. g., proctitis, proctoplegia.*

Pseudo- (*ψευδής*). False; spurious; as in *pseudarthrosis, pseudocyesis.*

Pyo- (*πῦον*). Pertaining to pus or purulency; *e. g., pyogenic, pyosalpinx.*

Pyr-, pyro- (*πῦρ*). Concerning fire or heat, or inflammation; *e g, pyrogenous, pyrexia.*

Retro- (*Retro*). Backward, behind, *e. g., retroflex, retroversion.*

Rhin-, Rhino- (*ῥίς*). Pertaining to the nose, as *rhinoplasty, rhinitis.*

Semi- (*Semis*). Half, partly, almost, as *semicapsum, semilunar.*

Sphyg- (*πφυγμός*). Pertaining to the pulse, as *sphygmometer, sphygmotechny.*

Sub- (*Sub*). Beneath, under; and also partialty or deficiency of, as *subclavian, subluxation.*

Super- (*Super*). Above, upon; excess of, *e. g., superciliium, superfecundation.*

Supra- (*Supra*). Above, upon, superior to, as *supraorbital, supraspinatus.*

Sym-, syn- (*πύν*). With, together, same. See, *e. g, symblepharon, symphysis, synalgia, synchondrosis.*

Zoo- (*σῶον*). Animal. See *zoology, zoochemia.*

SUFFIXES.

-ago (agere). Gives the idea of activity, presentation, etc.; as *lumbago.*

-agogue (*ἄγειν*, to bear off, carry away). Signifies an agent stimulating the function of excretion or secretion of the product. Thus, *emmenagogue, hydragogue, sialagogue.*

-agra (*ἄγρα*, an attack, seizure). Denotes an acute attack of pain in the part, as *arthragra, podagra.*

-algia (*ἄλγος*, pain). Pain in a part, expressed by the chief word; *e. g., cephalalgia, gastralgia.*

-atresia (*ἀτρησια*). Imperforate, as in *proctatresia.*

-cele (*κήλη*). A tumor, hernia, or protrusion. See *cystocele, hydrocele, meningocele.*

-cele, cœle (*κοιλία*). A cavity, ventricle; *e. g., mesocele.*

-ectomy (*εκτέμνειν*). Excision, exsection; as in oöphorectomy, *nephrectomy, splenectomy.*

emia, (*αἷμα*, blood). Denotes a condition of the blood, or an ingredient in the same, expressed by preceding word; *e.g., hydremia, lithemia, pyemia, uremia.*

-etin (*ῥητίνη*). Used in the names of certain resins, as *abietin.*

-fuge (fugare, to expel). Driving off, an expeller, as *vermifuge, febrifuge,* etc.

-graph, graphy (*γράφειν*, to write). An instrument; a treatise or description; *e. g., sphygmograph, demography.*

-ia, often contracted to **-y,** denotes the quality of the root-word as an abstract noun, as *akromegalia, akromegaly.*

-idæ (*-ίδης*). The suffix to the name of a genus forming the name of a family, *bovidæ, equidæ.*

-igo. A variation of *-ago; e. g., pruligo, vertigo.*

-is, -sis. Present the abstract idea of activity of the root-word

-ism (*-ισμος*). Implies the doctrine, practice, or theory of the principal word; *Darwinism, tribadism.*

-ite (*-ίτης*). Of the nature of. In anatomy, denoting a constituent part of an organ; as *sergite, sternite.* In chemistry, any salt of an -ous acid; as *sulphite, phosphite.*

-itis (*-ῖτις*). Originally the feminine ending of Greek substantives and denotes an especial activity of the root-word. By habit and general use it is now limited to inflammatory activity; *gastritis, otitis,* etc.

-logy (λόγος, discourse). A treatise upon; as *bacteriology, dermatology, pathology.*
-lysis (λυσις, a loosening). A separation into constituent parts, or the setting free of some part; as *hydrolysis, analysis.*
-malacia (μάλακος, soft). Abnormal softness; as in *osteomalacia.*
-mania (μανία, madness). The chief word denotes the principal symptom of the mental affection; *e. g., erotomania, kleptomania,* etc.
-meter (μέτρου, a measure). An instrument for measuring; *e. g , aerometer, urinometer.*
-odynia (οδύνη, excessive pain). The principal word denotes the seat of great pain, as *coccygodynia.*
-oid (εἶδος, form). Similar in shape, etc.; as in *choroid, cuboid, sphenoid, xiphoid.*
-oma (ωμα). A tumor, *e. g., glioma, sarcoma.*
-opia (ὤψ). Pertaining to the eye or vision; as in *amblyopia, myopia,* etc.
-orium, -torium, -sorium (τήριον). Designate places, tools, etc., as *tentorium, auditorium,* etc.
-osis, -osus, derived from Greek words in *-όω,* and usually denote fulness, redundancy, excess.
-pathy (πάθος). A condition or disease, and also a method of cure; as *adenopathy, psychopathy, homeopathy, hydropathy.*
-phobia (φοβος, fear). Morbid or exaggerated fear or dread, as *agoraphobia, photophobia.*
-plasty (πλάσσειν, to form). Surgical plastic operation upon a part; *e. g , blepharoplasty, rhinoplasty.*
-rhagia (ῥήγννμι, to burst forth). A hemorrhage or excessive discharge; *e. g., blennorrhagia, metrorrhagia.*
-rhaphy (ῥαφή, a suture). A stitching or suturing of a part; as *enterorrhaphy, perineorrhaphy.*
-rhea (ῥεῖν, to flow). An excessive discharge or excretion; as *blennorrhea, diarrhea, leukorrhea.*
-scope (σκοπεῖν, to look). An instrument for making an examination; as *laryngoscope, microscope.*
-scopy (σκοπέειν). An examination; as *ophthalmoscopy.*
-stomy (στόμα, mouth). A suffix seen in the names of those surgical operations in which an artificial opening or passage is formed, as *enterostomy.*
-tas, -ty. Derived originally from the Greek *-της,* denote abstract quality or idea, as *immunity, acidity.*
-tio, -atio, -tion. A suffix of verbal roots denoting an action or function as taking place—an occurrence. The *n* was added to the original *-tio* by Roman and French influence.
-tomy (τέμνειν, to cut). Incision; *e g., laparotomy, tenotomy.*
-ulus, -ula, -ulum, -ola, -ion, -ellus, -illus, -leus Diminutives.
-uria (ουρεειν, to urinate) Abnormalities of the urine or of urination; as *albuminuria, polyuria.*

PREFIXES AND SUFFIXES USED IN CHEMISTRY

Prefixes

Am- indicates the group —NH_2.
Amylo- pertaining to starch.
Azo-, diazo-, hydrazo-, tetrazo- indicates compounds with two nitrogen atoms linked in various ways; as, —N:N— or > N—N<.
Bi- signifies two
Bisazo- Same as tetrazo-.
Bisdiazo- Same as tetrazo-.
Demi- Same as semi-.
Di- signifies two.
Diazo- indicates a bivalent —N:N— radical.
Endo- indicates a "bridge" linkage.
Hemi- same as semi-
Hydroxy- indicates the presence of a —OH group.
Im- indicates the group > NH.
Iso- signifies an isomeric compound.
Keto- indicates the bivalent >CO group.
Mono- signifies one.
Neo- meaning "new" or "recent."
Nitro- indicates the group —NO_2.
Normal- (1) A neutral salt in which all available hydrogen of the acid is replaced by metal. (2) An organic compound in its simpler, straight chain form, as compared with iso-.
Oleo- denotes an oil
Oxy- (1) Indicates the presence of oxygen in a compound. (2) Same as hydroxy-.
Penta- signifies five
Per- denotes "more than ordinary.
Phen- indicates a derivative of phenol or benzene.
Quadri- Same as tetra-.
Semi-, demi-, hemi-. indicates one-half.
Sesqui- indicates the proportion of two to three.
Sub- signifies deficiency or less than normal.
Sulf- indicates the presence of sulfur. Cf. thio-.
Sulfo- denotes the presence of the > SO_3 group.
Tauto- indicates a tautomeric form.
Ter- same as tri-.
Tetra- Quadri- indicates four-.
Tetrazo, Bisdiazo, Bisazo- indicates the presence of two azo groups, 2(—N:N—).
Thermo- indicates heat.
Thio- signifies sulfur in the form analogous to oxygen, having a valency of two. Cf. sulfo-.
Tri- ter- indicates three.
Uni- Same as mono-.

Suffixes

-al indicates an aldehyde.
-an signifies a compound of the starch or sugar group.
-ane indicates a saturated hydrocarbon, methane series.
-ase indicates (1) an enzyme; (2) an ore.
-ate indicates a salt of an -ic acid.
-ein indicates an internal anhydride.
-ene indicates an unsaturated hydrocarbon; ethene and benzene series.
-enyl indicates a bivalent unsaturated hydrocarbon radical; ethenyl.
-fen -phen indicated a sulfurcontaining hydrocarbon; thiofen.
-ic indicates the higher valency of an element; as, ferric or sulfuric. Antonym -ous.
-ide indicates (1) a binary compound of a metal and non-metal; as, hydride, sulfide, etc. (2) a glucoside.
-in denotes (1) a neutral nitrogenous substance; as, proteins and bitter principles. (2) an ester; as palmitin. (3) a hydrocarbon containing a triple bond; as, ethin,
-ine indicates (1) an alkaloid or a basic amino compound; as, morphine, purine. (2) a halogen, as bromine.

nene indicates a hydrocarbon of the acetylene series.
-ino signifies substitution by $—NH_2$, —NHR, —NR, or by > NH and > NR.
-ite indicates (1) a natural ore or mineral. (2) the salt of an -ous acid. Cf. ate.
-ium indicates the presence of a metal or a non-metal in a salt-forming capacity; as, ammonium, sodium, and iodonium.
-oid denoting a resemblance or likeness.
-ol indicates an alcohol or phenol.
-ole denotes a substance to which the suffix -ol was originally given, but which is not an alcohol; as, indole.
-on denotes a ketone.
-one indicates (1) a ketone. (2) a substance related to starches and sugars. (3) a protein split product, as, peptone.
-onic indicates an acid produced by oxidation of an aldehyde group in a carbohydrate.
-ose indicates a carbohydrate; as, glucose. It is occasionally applied to split products of proteins; as, albumose.
-phen same as fen.
-uret an obsolete suffix, now replaced by -ide.
-yl indicates a monovalent hydrocarbon radical.
-ylene indicates a bivalent hydrocarbon radical.

CHEMICAL SYMBOLS

frequently used in the chemical formulae:
Ac* acetyl, CH_3CO—. AcH-acetaldehyde; AcOH acetic acid.
Am* amyl, C_5H_{11}—. i-Am iso-amyl.
Bu butyl, C_4H_9—. i-Bu iso-butyl, Me_2CH.
Bz benzoyl, PhCO—. BzH benzaldehyde; BzOH benzoic acid.
Et ethyl, C_2H_5—. EtOH ethyl alcohol; Et_2O ethyl ether.
Me methyl, CH_3—. MeOH methylalcohol; Me_2O methyl ether.
Ph phenyl, C_6H_5—. PhH benzene; PhOH phenol.
Pr propyl, C_3H_7—.
M Any (monovalent) metal
R Any (monovalent) radical
X Any halogen or (monovalent) anion.

For other abbreviations, signs, and symbols consult the classified lists given under *notation, nomenclature, symbols, constants*, etc., or the alphabetical order of the text.

* Sometimes used: *Ac* for acetate, *Am* for ammonium and *Cy* for cyano, CN—.

PRONUNCIATION

The key to the pronunciation is the alphabetic sound of the letters. A vowel at the end of a phonetic syllable, has its true sound. Any change in that sound, brought about by the collocation of consonants to form the phonetic pronunciation is indicated by a short stroke (the macron) over it. Example: dōm is pronounced as in home; dom as in from. This simple method avoids the use of a number of diacritic marks which are confusing, so confusing that the Oxford, Webster's and the Standard dictionaries differ in the use of them.

The stressed part of a word is indicated by the mark ′ placed just after it, thus; acetic (*as-e′-tik*); putrefaction (*pu-tre-fak′-shun*); purpurin (*pur′-pu-rin*). A *u* after *r*, *j*, and sometimes *l*, is sounded as *oo*; example, rubeola—*roo-be′-o-lah;* juvantia (*joo-van′-she-ah*); lucas (*loo′kas*). But, student (*stu′-dent*, not *stoo′dent*); tumor (*tu′-mor*, not *too-mor*); Newton, (*nu′-ton*, not *noo′-ton*), etc.

ba, la, etc. as in day; bah, lah, etc. as far;
bi, ti, etc. as mite; bu, du, etc. as you; to, do,
etc. as go; doo, loo, etc. as boot; ōl = pole;
ol = doll; āl, = pale; al, = alley; awl, = fall;
ēl, = feel; el = fell; īl, = file; il = fill; ūl, = mule;
ul = dull; g is hard, as in go; s is soft as in ass.

GOULD'S MEDICAL DICTIONARY

A

a. Chemical symbol of *argon*.

[*ἀ, ἀν*, or *ἀμ*, without]. 1. The Greek letter *alpha*, called alpha privative, equivalent to the prefix *un-* or *in-*. It denotes absence or want of the thing or quality expressed by the root of the word. 2. Abbreviation for *accommodation, ampere, anode, anterior, aqua, arteria, total acidity*.

aa [*ἀνά*, of each]. An abbreviation, written *āā*, used in prescriptions to denote repetition of the same quantity for each item.

ȧȧȧ. Abbreviation for *amalgam*.

aaa disease. The endemic anemia or ankylostomiasis of ancient Egypt.

Aaron's sign (*ār'-un*) [Charles D. *Aaron*, American physician, 1866–]. In appendicitis, pressure over McBurney's point causes distress in the region of the stomach or heart.

aasmus (*a-as'-mus*) [*ἀασμός*, a breathing out]. Asthma.

A.B. Abbreviation of *Artium Baccalaureus*, Bachelor of Arts.

ab [*ab*, from]. A Latin preposition signifying *from*.

abaca (*ab'-ak-ah; Sp. pron., ah-vah-kah'*). Manila hemp; also *Musa textilis*, the plant which produces it. See *hemp*.

abactio (*ab-ak'-she-o*) [*abigere*, to drive away]. An abortion, or labor, artificially induced.

abactus venter (*ab-ak'-tus-ven'-ter*) [*abigere*, to drive out; *venter*, the belly]. An abortion procured by artificial means.

Abadie's sign (*ab-ad-e'*) 1. [J. M. *Abadie*, French ophthalmologist, 1842–]. Spasm of the levator palpebræ superioris in exophthalmic goiter. 2. [Charles Jean Marie *Abadie*, French physician]. Pressure over the tendo Achillis is not felt in cases of tabes dorsalis.

Abadie's symptom (*ab-ad-e'*). Insensibility to pain when the tendo Achillis is vigorously pressed upon; an inconstant sign in locomotor ataxia.

abaissement (*ah-bās'-mon(g)*) [Fr.]. 1. Depression, falling. 2. Couching.

abalienated (*ab-āl'-yen-a-ted*) [*abalienatus*, alienated, estranged]. 1. Deranged, or insane. 2. Gangrenous, or so severely injured as to require amputation or extirpation.

abalienatio mentis (*ab-āl-yen-a'-she-o*) [see *abalienation*]. Insanity.

abalienation (*ab-āl-yen-a'-shun*) [*ab*, away; *alienare*, to transfer]. Decay, especially mental decay, insanity.

abanet. See *abnet*.

abaptiston (*ah-bap-tis'-ton*) [*ἀ*, priv.; *βάπτιστος* immersed]. A trephine so shaped that penetration of the brain is impossible.

abarthrosis (*ab-ar-thro'-sis*) [*ab*, from; *arthrosis*, a joint]. Same as *diarthrosis* or *abarticulation*.

abarticular (*ab-ar-tik'-u-lar*) [*ab*, from; *articulus*, joint]. Not connected with or not situated near a joint.

abarticulation (*ab-ar-tik-u-la'-shun*) [*ab*, from; *articulatio*, joint]. 1. Same as *diarthrosis*; sometimes also a synonym of *synarthrosis*. 2. A dislocation.

abasia (*ah-ba'-ze-ah*) [*ἀ*, priv.; *βάσις*, a step]. Motor incoordination in walking. See *astasia*. **a. astasia**, inability to walk or stand in a normal manner. **a. atactica**, a form marked by awkwardness and uncertainty of movement. **a., choreic**, that due to choreic cramps in the legs. **a., paralytic**, that form in which the legs give way under the weight of the body and walking is impossible. **a., paroxysmal trepidant**, a form of astasia-abasia (*q. v.*) in which trepidation similar to that of spastic paraplegia stiffens the legs and prevents walking. **a., trembling**, incapacity to walk on account of trembling of the legs.

abasic (*ah-ba'-sik*) [see *abasia*]. Pertaining to, or affected with, abasia.

abatage (*ah-bah-tazj'*) [Fr.]. 1. The slaughter of an animal to prevent the infection of others. 2. The art of "casting" an animal preparatory to an operation.

abatardissement (*ah-bah-tar-dees'-mon(g)*) [Fr.]. The gradual degeneration or deterioration of a breed or race.

abatement (*a-bāt'-ment*). Mitigation or decrease in severity of pain, or of any untoward symptom or condition.

abattoir (*ah-bat-war'*) [Fr.]. A slaughter-house or establishment for the killing and dressing of animals.

abaxial (*ab-ak'-se-al*) [*ab*, from; *axis*, an axle]. Not situated in the line of the axis.

Abbe's catgut rings (*ab'-e*) [Robert *Abbe*, New York sugreon, 1851–1928]. Rings composed of 8 or 10 turns of heavy catgut in the shape of an oval, with inside diameter of two inches, for use in intestinal anastomosis. **A.'s operation**, (1) lateral anastomosis of intestine with catgut rings. (2) Same as *Dana's operation; q. v.* **A.'s string-method**, cutting through an esophageal stricture by the sawing action of a string one end of which passes through the mouth and the other end through an opening in the stomach.

Abbé's condenser, A.'s illuminator (*ab'-ba*) [Ernst *Abbé*, German physicist, 1845–1905]. A system of lenses attached to a microscope for condensing the light upon an object. **A.'s, lenses, apochromatic,** see *apochromatic lens*. **A.'s test-plate,** an instrument for testing microscopic objectives for spherical and chromatic aberration, composed of a microscopic slide with 6 cover-glasses ranging from 0.09 to 0.024 mm. thick, silvered on one side. Delicate, parallel, ruled lines are cut through the silver film, thus making a kind of micrometer with transparent rulings. **A.-Zeiss apparatus,** an instrument for estimating the number of corpuscles in the blood; also known as *Thoma-Zeiss apparatus*.

Abbey's salt (*ab'-e*). A proprietary laxative salt, containing tartaric acid, sodium bicarbonate, magnesium sulphate, and sugar.

Abbot's paste (*ab'-ot*) [William *Abbot*, English physician, 1831–]. A paste made of arsenic trioxide, morphine and creosote; used to kill the nerve of a tooth.

Abbott's method (*ab'-ot*) [Edville G. *Abbott*, American orthopedist, 1872–]. *For treatment of scoliosis:* overcorrection by means of plaster jackets and bandages.

A. B. C. liniment. Compound liniment of aconite. It contains liniment of aconite 40, liniment of belladonna 40, and chloroform 20.

A. B. C. powder. A powder containing equal parts of boric acid, bismuth subnitrate and calomel.

A. B. C. process. A process for the deodorization of sewage by the addition of a mixture of alum, blood, and charcoal.

Abderhalden's test for pregnancy (*ab'-der-hahl-den*) [Emil *Abderhalden*, Swiss physiologist and chemist, 1877–]. During pregnancy microscopic portions of the chorionic villi enter the maternal blood and cause the production of protective ferments which may be detected in the serum by an optical method and a dialyzation method. The ferments disappear within a short time after delivery or abortion.

abdomen (*ab-do'-men*) [*abdere*, to hide]. The large inferior cavity of the trunk, extending from the brim of the pelvis to the diaphragm, and bounded in front and at the sides by the lower ribs and abdominal muscles, and behind by the vertebral column, the psoas and the quadratus lumborum muscles. It is artificially divided into 9 regions by two circular lines, the upper parallel with the cartilages of the ninth ribs, the lower with the iliac crests, and by two lines drawn vertically upwards from the center of Poupart's ligament. These lines are differently situated by different writers. The regions thus formed are, above, the right hypochondriac, the epigastric, and the left hypochondriac; in the middle, the right lumbar, umbilical, and left lumbar; and below, the right inguinal, the hypogastric, and the left inguinal. **a., accordion,** Kaplan's term for a swelling of the abdomen attended with flattening of the arch of the diaphragm and increased respiration. It is not due to the presence of gas or to tumor, and disappears under anesthesia; nervous pseudotympany. **a., acute,** any acute abdominal condition requiring prompt operation. **a., boat-shaped, a., carinate,** see under *scaphoid*. **a., navicular,** same as *a., scaphoid*. **a. obstipum,** congenital shortening of the rectus abdominis muscle. **a., pendulous,** a relaxed condition of the abdominal walls in which the latter hang down over the pubis. **a., scaphoid,** see under *scaphoid*. **a., uncinate,** one in which the terminal segments and those next to them are turned under the others.

abdominal (*ab-dom'-in-al*) [*abdomen*]. Pertaining to or connected with the abdomen. **a. aneurysm,** see *aneurysm*. **a. aorta,** the part of the aorta below, the diaphragm. **a. aponeurosis,** see *aponeurosis*. **a. bandage,** see *a. binder*. **a. binder,** a broad bandage of muslin or flannel applied to the abdomen for making pressure after delivery or after an operation. Sometimes a many-tailed bandage is used. **a. brain,** the solar plexus. **a. breathing,** see *a. respiration*. **a. cavity,** the cavity within the peritoneum. **a. compress,** a form of local pack, made by forming folds of a coarse linen towel of sufficient breadth to reach from the ensiform cartilage to the pubis; one of the folds is then wrung out of cold water, applied, and the remainder is rolled around the body so as to retain it in position. **a. dropsy,** ascites. **a. fever,** same as typhoid fever. **a. ganglia,** the semilunar ganglia. **a. gestation,** see *pregnancy, extrauterine*. **a. hysteria,** a hysteric condition simulating peritonitis, in which the abdomen becomes extremely painful to the touch, swollen, and distended with gas. **a. line,** the linea alba. **a. lines,** muscle tracings on the abdominal walls. **a. muscles,** the internal and external obliques, the transversalis, rectus, pyramidalis, and quadratus lumborum. **a. phthisis,** tuberculous disease of the intestines or peritoneum. **a. press,** see *prelum abdominale*. **a. reflex,** see *reflexes*. **a. regions,** see *abdomen*. **a. respiration,** respiration carried on chiefly by the diaphragm and abdominal muscles. **a. ring, external,** a triangular opening in the fibers of the aponeurosis of the external oblique muscle, transmitting the spermatic cord of the male and the round ligament of the female. **a. ring, internal,** an oval aperture in the fascia transversalis that transmits the spermatic cord of the male and the round ligament of the female. **a. section,** see *celiotomy*. **a. surgery,** the branch of surgery that deals with lesions of the abdominal viscera and the operations performed upon them through incisions in the abdominal walls. **a. typhus,** enteric fever. **a. viscera,** the organs contained in the abdominal cavity.

abdominoanterior (*ab-dom-in-o-an-te'-re-or*). Having the belly forward (used of the fetus in the womb).

abdominocardiac sign (*ab-dom-in-o-kar'-de-ak*). See *Luvierato's sign*.

abdominocentesis (*ab-dom-in-o-sen-te'-sis*). Paracentesis of the abdominal cavity.

abdominocystic (*ab-dom-in-o-sis'-tik*) [*abdomen; κύστις*, bladder]. Relating to the abdomen and bladder.

abdominogenital (*ab-dom-in-o-jen'-it-al*). Relating to the abdomen and the genitalia. **a. nerve, inferior,** the ilioinguinal nerve. **a. nerve, superior,** the iliohypogastric nerve.

abdominohysterectomy (*ab-dom-in-o-his-ter-ek'-to-me*). Removal of the uterus through an abdominal incision.

abdominohysterotomy (*ab-dom-in-o-his-ter-ot'-o-me*). Hysterotomy through an abdominal incision.

abdominoposterior (*ab-dom-in-o-pos-te'-re-or*). Having the belly toward the mother's back (used of the fetus in the womb).

abdominoscopy (*ab-dom-in-os'-ko-pe*) [*abdomen; σκοπεῖν*, to examine]. Examination of the

abdomen for diagnostic purposes, by inspection, palpation, measurement, percussion, etc. Also endoscopic method of examining the abdominal cavity.

abdominoscrotal (*ab-dom-in-o-skro'-tal*). Relating to the abdomen and the scrotum. **a. muscle,** the cremaster muscle.

abdominothoracic (*ab-dom-in-o-thro-ras'-ik*). Relating to the abdomen and thorax.

abdominous (*ab-dom'-in-us*). Having a large abdomen.

abdominouterotomy (*ab-dom-in-o-u-ter-ot'-o-me*). See *abdominohysterotomy.*

abdominovaginal (*ab-dom-in-o-vaj'-in-al*). Relating to the abdomen and the vagina.

abdominovesical (*ab-dom-in-o-ves'-ik-al*). Relating to the abdomen and the urinary bladder. **a. pouch,** a fold of the peritoneum in which are comprised the urachal fossæ.

abduce (*ab-dūs'*) [*ab,* away; *ducere,* to lead]. To draw away, as by an abductor muscle.

abducens (*ab-dū'-senz*) [L., "leading away"]. A term applied to certain muscles, or their nerves, that draw a part from the median line of the body. Also, the sixth pair of cranial nerves. **a. labiorum,** same as *a. oris.* **a. oculi,** the external rectus muscle of the eye. **a. oris,** the levator anguli oris muscle.

abducent (*ab-dū'-sent*). 1. The same as abducens. 2. Abducting.

abduct (*ab-dukt'*) [*abducere,* to lead away]. To draw away from the median line.

abduction (*ab-duk'-shun*) [*ab,* from; *ducere,* to lead]. 1. The withdrawal of a part from the axis of the body. 2. Recession or separation from each other of the parts of a fractured bone or the sides of a wound. 3. **a. of the foot,** rotation of the foot outward, on its own axis.

abductor (*ab-duk'-tor*). See *abducens.* **a. auris,** the abductor muscle of the ear **a. digiti quin'ti, hallu'cis, in'dicis, min'imi digiti, pol'licis,** see *muscles, table of.*

Abegg rule of (*ab'-eg*). All atoms have the same total number of valencies, namely eight.

abelin (*ab'-el-in*). A compound of caffeine and theobromine.

Abel's bacillus (*a'-bel*). A bacillus found in the nasal secretion in ozena

abenteric (*ab-en-ter'-ik*) [*ab,* from; *ἐντέρον,* intestine]. Outside the intestine; involving or pertaining to organs or parts other than intestinal. **a. typhoid,** see under *typhoid.*

abepithymia (*ab-ep-e-thi'-me-ah*) [*ab,* from; *ἐπιθυμία,* longing]. 1. A perverted longing, or desire. 2. Paralysis of the solar plexus (the diaphragm formerly was regarded as the seat of the soul [*θυμός*], and of the desires).

Abercrombie's degeneration [John *Abercrombie,* Scotch physician, 1780–1844]. Amyloid degeneration.

Abernethy's fascia [John *Abernethy,* English surgeon, 1764–1831]. The subperitoneal areolar tissue that separates the external iliac artery from the iliac fascia overlying the psoas. **A.'s operation,** for ligation of *the external iliac artery.* In the earlier operation an incision was made in the line of the artery for about three inches, commencing nearly four inches above Poupart's ligament. Later the incision was less nearly vertical and more curved, with the convexity downward and outward, extending from about one inch within and one inch above the anterior superior spine to one and one-half inches above, and external to, the center of Poupart's ligament. **A.'s sarcoma,** a circumscribed fatty tumor found chiefly on the trunk.

Abernethy's pills (*ab-er-ne'-the*). Pills containing 2 gr. of compound extract of colocynth, and 3 gr. of blue pill.

aberrans (*ab-er'-anz*). Same as vas aberrans; *q. v.*

aberrant (*ab-er'-ant*) [*ab,* from; *errare,* to wander]. Deviating from the normal or regular type in appearance, structure, course, etc., as the *aberrant* duct of the testis or liver, *aberrant* arteries, etc. **a. arteries,** long, slender vessels connected with the brachial or axillary artery.

aberratio humorum (*ab-er-a'-she-o*) [see *aberrant*]. An abnormal tendency or direction of blood or other fluid to a part; as in vicarious menstruation. **a. lactis,** milk metastasis; see *galactoplania.* **a. mensium, a. menstruorum,** see *menstruation,* vicarious. **a. testis,** the presence of the testis elsewhere than in the path of its normal descent.

aberration (*ab-er-a'-shun*) [see *aberrant*]. Deviation from the normal; mental derangement; fetal malformation; vicarious menstruation; escape of the fluids of the body by an unnatural channel. In optics, any imperfection of focalization or refraction of a lens. **a., chromatic,** the dispersion arising from unequal refraction of light of different parts of the spectrum. The violet rays, being more refrangible than the red rays, are brought to a focus nearer the lens, and the image is surrounded by a halo of colors. **a., dioptric,** see *a., spherical.* **a., distantial,** indistinct vision due to distance. **a., lateral,** a deviation of a ray in any direction from the axis measured in the focal plane perpendicularly to the axis. **a., longitudinal,** a deviation of a ray from the focus, measured along the axis above or below the focal plane. **a., mental,** a degree of paranoia that may or may not amount to insanity. **a., Newtonian,** same as *a., chromatic.* **a., spherical,** the excess of refraction of the peripheral part of a convex lens which produces an imperfect focus and a blurred image.

aberrometer (*ab-er-om'-et-er*) [*aberration; μέτρον,* measure]. An instrument for measuring aberration.

abevacuation (*ab-e-vak-u-a'-shun*) [*ab,* from; *evacuation*]. 1. A morbid evacuation; an excessive or deficient discharge. 2. Metastasis, *q. v.*

abeyance (*ab-a'-ans*) [O. Fr., for "open-mouthed expectation"]. A suspension of activity, or of function; a state of suspended animation, or action.

Abies (*a'-be-ēz*) [L.]. A genus of coniferous plants including the fir, hemlock, and spruce. **A. balsamea,** silver fir, balsam-fir, or balm of Gilead, a tree of the nat. ord. *Coniferæ,* from which is derived Canada balsam. **A. canadensis,** hemlock-spruce; bark of the Canadian fir-tree. It is used as an astringent in various local and internal conditions. It yields Canada pitch. **A. excelsa,** Norway spruce. It yields Burgundy pitch. **A. pectinata,** the European silver fir. Its buds are resinous, balsamic, and sudorific.

abietate (*ab-i'-et-āt*). Any salt of abietic acid.

abietene (*ab-i'-et-ēn*). C_7H_{16}. A hydrocarbon obtained from *Pinus sabiniana,* a California nut-pine. It is an aromatic, volatile liquid, agreeing in composition with normal heptane. Syn., *erasene.*

abietic, abietinic (*ab-i-et'-ik, ab-i-et-in'-ik*) [*Abies*]. Pertaining to the genus *Abies,* as *abietic* acid, $C_{44}H_{64}O_5$ or $C_{20}H_{30}O_2$, occurring in the resin of *Abies excelsa* and *Larix europæa.*

abietin (*ab-i'-et-in*) [*Abies*]. A resinous principle obtained from the turpentine of various species of pine and fir. **a. anhydride**, $C_{44}H_{62}O_4$, the main constituent of resin.

abietite (*ab-i'-et-īt*), $C_6H_8O_3$. A sugar resembling mannite, found in the needles of the European silver fir, *Abies pectinata*.

abiochemistry (*ab-i-o-kem'-is-tre*) [ἀ, priv.; *biochemistry*]. Inorganic chemistry.

abiogenesis (*ab-i-o-jen'-es-is*) [ἀ, priv.; βίος, life; *genesis*]. The (theoretic) production of living by nonliving matter. Old term, *spontaneous generation*.

abiogenetic, abiogenous (*ab-i-o-jen-et'-ik, ab-i-oj'en-us*). Pertaining to abiogenesis; characterized by spontaneous generation.

abiogeny (*ab-i-oj'-en-e*). See *abiogenesis*.

abiological (*ah-bi-o-loj'-ik-al*) [ἀ, priv.; βίος, life; λόγος, treatise]. Not pertaining to biology.

abionergy (*ab-i-on'-ur-je*) [ἀ, priv.; βίος, life; ἐνέργεια, action]. Same as abiotrophy, *q. v.*

abiosis (*ab-i-o'-sis*) [ἀ, priv.; βίος, life]. The absence of life.

abiotic (*ab-i-ot'-ik*). Opposed to, or incapable of, or incompatible with life.

abiotrophy (*ab-i-ot'-ro-fe*) [ἀ, priv.; βίος, life; τρόφή, nourishment]. Degeneration or decay due to defective vital endurance.

abirritant (*ab-ir'-it-ant*) [*ab*, from; *irritare*, to irritate]. 1. Tending to diminish irritation; soothing. 2. Relating to diminished sensitiveness. 3. A remedy or agent that allays irritation.

abirritate (*ab-ir'-it-āt*) [see *abirritant*]. To diminish irritation; to soothe.

abirritation (*ab-ir-it-a'-shun*) [see *abirritant*]. Diminished tissue-irritability; atony or asthenia.

abiuret (*ab-i'-ū-ret*) [ἀ, priv.; *biuret*]. Not biuret; not giving the biuret reaction.

abiuretic (*ab-i-ū-ret'-ik*) [*abiuret*]. Pertaining to abiuret; not giving the biuret reaction; specifically, digestive products of proteins which have passed the peptone stage, and no longer give the biuret reaction.

abjoint (*ab-joint'*) [*abjungere*, to separate]. To separate by means of a joint or septum.

abjunction (*ab-jungk'-shun*) [see *abjoint*]. The separation by means of a joint or septum, as of spores from a growing hypha in some fungi.

ablactation (*ab-lak-ta'-shun*) [*ab*, from; *lactare*, to give suck]. The weaning of a child. The end of the sucking period.

ablastemic (*ah-blas-tem'-ik*) [ἀ, priv.; βλάστημα, a shoot]. Non-germinal; not related to germination.

ablastous (*ah-blas'-tus*) [ἄβλαστος, not budding, sterile]. In biology, producing no germs or buds.

ablate (*ab-lāt'*) [*ab*, from; *latum*, from *ferre*, to carry]. To remove; to cut off.

ablatio (*ab-la'-she-o*) [see *ablate*]. Detachment; removal; ablation. **a. placentæ**, premature detachment of the placenta. **a. retinæ**, detachment of the retina.

ablation (*ab-la'-shun*) [see *ablate*]. Removal of a part, as a tumor, by amputation, excision, etc.

ablepharia, ablepharon, ablephary (*ah-blef-a'-re-ah, ah-blef'-ar-on, ah-blef'-ar-e*) [ἀ, priv.; βλέφαρον, the eyelid]. A congenital condition in which there is a total absence either of eyelids or of the interpalpebral fissure. **a., partial**, a congenital defect in one or more of the eyelids. **a., total**, a congenital condition in which there is either a total absence of eyelids or the interpalpebral fissure.

ablepharous (*ah-blef'-ar-us*) [see *ablepharia*]. Without eyelids.

ablepharus (*ah-blef'-ar-us*). An individual affected with ablepharia.

ablepsia, ablepsy (*ah-blep'-se-ah, ah-blep'-se*) [ἀβλεψία, without sight]. 1. Blindness. 2. Dulness of perception.

abluent (*ab'-lu-ent*) [*abluere*, to wash away]. Detergent. That which cleanses or washes away.

ablution (*ab-lu'-shun*) [see *abluent*]. Washing or cleansing the body. Separation of chemical impurities by washing.

abmortal (*ab-mor'-tal*) [*ab*, from; *mors*, death]. Passing from dead or dying to living muscular fiber (used of electric currents).

abnerval (*ab-ner'-val*) [*ab*, from; *nervus*, a sinew]. Passing from a nerve (used of electric currents in muscular fiber).

abnet (*ab'-net*) [Hebr., a girdle]. A girdle, or girdleshaped bandage.

abneural (*ab-nū'-ral*) [*ab*, from; νεῦρον, nerve]. Pertaining to a part remote from the neural or dorsal aspect; ventral.

abnormal (*ab-nor'-mal*) [*ab*, away from; *norma*, a rule]. Not normal; not conformable with nature or with the general rule.

abnormalism (*ab-nor'-mal-izm*). 1. Abnormality. 2. An abnormal thing or structure.

abnormality, abnormity (*ab-nor-mal'-it-e, ab-nor'-mit-e*). The quality of being abnormal; a deformity or malformation.

aboiement (*ah-bwah-mon'* (*g*)) [Fr.]. Barking; the involuntary utterance of barking sounds.

abolition (*ab-o-lish'-un*) [*abolitio*]. Destruction; cessation; suspension, as of a function.

abolitionism (*ab-o-lish'-un-izm*) [*abolitio*, an abolishing]. A movement originating in England to abolish the regulation and control of prostitution by the health-officers. Also applied to the movement to abolish vivisection.

abomasum, abomasus (*ab-o-ma'-sum, ab-o-ma'-sus*) [*ab*, away; *omasum*, paunch]. The reed or proper digestive stomach of ruminating mammals; also called "fourth," or "true," stomach.

aborad (*ab-o'-rad*) [*ab*, away from; *os*, mouth]. An aboral situation, or direction from the mouth.

aboral (*ab-o'-ral*) [*ab*, away from; *os*, the mouth]. Opposite to, or remote from, the mouth.

aboriginal (*ab-or-ij'-in-al*) [see *aborigines*]. Autochthonous.

aborigines (*ab-or-ij'-in-ēz*) [*ab*, from; *origo*, origin, beginning]. Primitive, autochthonous, native, indigenous.

abort (*ab-ort'*) [*ab*, from; *ortus*, from *oriri*, to grow]. 1. To miscarry; to expel the fetus before it is viable. 2. To prevent full development, as of a disease. 3. To come short of full development.

aborticide (*ab-or'-tis-īd*) [*abortus; cædere*, to kill]. 1. The killing of the unborn fetus. 2. The means of killing the fetus. 3. Causing the destruction of a fetus.

abortient (*ab-or'-shent*) [see *abort*]. Abortive; abortifacient.

abortifacient (*ab-or-te-fa'-shent*) [*abortus; facere*, to make]. 1. Causing abortion. 2. A drug or agent inducing the expulsion of the fetus.

abortin reaction (*ab-or'-tin*). Animals infected with *Bacterium abortin* show rise of temperature, diarrhea, and loss of appetite.

abortion (*ab-or'-shun*) [*abortus*, a miscarriage]. The expulsion of the ovum before the child is

viable; that is, any time before the end of the sixth month. By some authors expulsion of the ovum during the first 3 months is termed *abortion;* from this time to viability it is termed *immature delivery*, or *miscarriage*, and from the period of viability to that of maturity, *premature delivery.* **a., accidental,** see *a., spontaneous.* **a., artificial,** that produced intentionally. **a., criminal,** that not demanded for therapeutic reasons. **a., embryonic,** abortion up to the fourth month. **a., epidemic,** the occurrence of many cases at about the same time, due to widespread distress, excitement, or privation, or to some form of poisoning, such as ergotism. **a., fetal,** abortion after the fourth month. **a., habitual,** repeated abortion in successive pregnancies, usually due to syphilis. **a., incomplete,** when the membranes or the placenta is retained. **a., induced,** see *a., artificial.* **a., inevitable,** when the embryo or fetus is dead, or when there is an extensive detachment or rupture of the ovum. **a., justifiable,** same as *a., therapeutic.* **a., missed,** the death of the fetus and not followed within two weeks by its expulsion. **a., ovular,** abortion within three weeks after conception. **a., partial,** the premature loss of one fetus in a case of multiple gestation. **a., spontaneous,** that not induced by artificial means. **a., therapeu'tic,** induced abortion to save the mother's life. **a., tubal,** the escape of a fertilized ovum through the abdominal opening of the oviduct into the peritoneal cavity.

abortionist (*ab-or'-shun-ist*) [*abortion*]. One who criminally aborts.

abortive (*ab-or'-iv*) [see *abortion*]. Prematurely born; coming to an untimely end; undeveloped; cutting short a disease; abortifacient.

abortus (*ab-or'-tus*). Aborted fetus; abortion.

abouchement (*ab-oosh-mahn'*) [Fr.]. The termination of a small vessel in a larger one.

aboulia (*ah-boo'-le-ah*). See *abulia.*

aboulomania (*ah-boo-lo-ma'-ne-ah*). *Abulomania*

abrachia (*ah-bra'-ke-ah*) [*ἀ*, priv.; *βραχίων*, arm]. The condition of an armless monster.

abrachiocephalia (*ah-bra-ke-o-sef-a'-le-ah*) [*abrachia; κεφαλή*, head]. Headless and armless.

abrachiocephalus (*ab-rak-e-o-sef'-al-us*) [*abrachia; κεφαλή*, head]. Headless and armless monster.

abrachius (*ah-bra'-ke-us*). See *abrachia.*

abrade (*a-brad'*) [*abradere*, to rub off]. To remove by friction or chafing; to roughen by friction.

abraham (*a'-bra-ham*). To sham; to feign sickness or lunacy. **A.-man,** 1. A mendicant lunatic from the Abraham Ward of Bethlehem Hospital, London; they bore a distinctive badge.

Abrams' Reflex [Albert Abrams, American physician 1864–1924]. **A's heart r.** The myocardium contracts, also the area of cardiac dulness when the skin of the precordial area is irritated. **A's lung r.** Enlargement of the area of lung when the skin of chest wall is irritated. **A's treatment** of aortic aneurysm is percussing the spine.

abrasio (*ab-ra'-se-o*) [L.]. An abrasion. **a. corneæ,** a scraping off of the superficial epithelium of the cornea. **a. dentium,** wearing away of teeth.

abrasion (*ab-ra'-shun*) [*ab*, priv.; *radere*, to rub]. Excoriation of the cutaneous or mucous surface by mechanical means. In dentistry, the wearing away of the dentine and enamel, or the cutting edges of the teeth, whether by mechanical or chemical means.

abrasor (*ab-ra'-sor*) [L., "abrader"]. A surgeon's rasp or xyster; any file or instrument used in the surgical or dental abrasion of a surface; also, a rasp used in pharmacy.

abrastol (*ab-rast'-ol*). See *asaprol.*

abreaction (*ab-re-ak'-shun*) [*ab*, priv.; *re*, again; *action*]. The working off of something by living through it again. Freud's term for the elimination of a mental trauma or psychoneurosis by the process of re-enacting it, and at the same time allowing free play to the emotions, and thus relieving the patient's mind of the mental effect which it produced; also called *catharsis.*

abrin (*ab'-rin*). A phytotoxin obtained from the *Abrus precatorius;* its action is similar to that of ricin, but is less poisonous.

abrosia (*ab-ro'-se-ah*) [*ἀβρωσία*, fasting]. Want of food; fasting.

abrotanum (*ab-rot'-an-um*) [*ἀβρότονον*, an aromatic plant] The plant called southern-wood, *Artemisia abrotanum.* A vermifuge and tonic.

abruptio [L.]. Abruption; a tearing away. **a. placentæ,** premature detachment of the placenta.

abruption (*ab-rup'-shun*) [*ab*, away from; and *rumpere*, to break]. 1. A rupture or tearing asunder. 2. A transverse fracture.

Abrus (*a'-brus*) [*ἁβρός*, pretty]. Jequirity; Indian licorice. The seeds of *A. precatorius*, or wild licorice. Its properties are thought to be due to the presence of certain ferments. See *abrin.* Infusions applied to the conjunctiva or to any mucous surface induce violent purulent inflammation with growth of false membrane. It is used in producing artificial conjunctivitis.

abscess, abscessus (*ab'-ses, ab-ses'-us*) [*abscessus*, a departure or separation]. A localized collection of pus surrounded by a wall of lymph. Syn., *ecpyema; gathering.* According to location, abscesses are named *dorsal, mammary, ischiorectal, perityphlitic, retropharyngeal,* etc. **a., acute,** one resulting from an acute inflammation of the part in which it is formed. Syn., *abscessus per fluxum.* **a., alveolar,** abscess in the gum or alveolus. **a. amebic,** a variety of abscess found in the liver and lung and containing amebæ. **a., anorectal,** one of the cellulo-adipose tissue near the anus. **a., appendiceal, a., appendicular,** pus formation about the vermiform appendix. **a., arthrifluent,** a wandering abscess having its origin in a diseased joint. **abscessus arthriticus,** Musgrave's term for intestinal abscesses due to "gouty dysentery." **a., atheromatous,** an area of softening in the wall of a vessel the result of sclerotic endarteritis. **a., bicameral,** one with two pockets. **a., biliary,** one connected with the gall-bladder or a bile-duct. **a., blind,** dental granuloma. **a., bursal,** abscess in a bursa. **a., canalicular,** mammary abscess that communicates with a milk-duct. **abscessus carniformis,** Severinus' name for a hard sarcoma of the joints. **a., caseous,** an abscess in which the pus has a cheesy appearance. **a., cheesy,** same as **a., caseous.** **a., chronic, a., cold,** one of slow and apparently noninflammatory development, generally about a bone, joint, or gland. It is usually tuberculous and contains cheesy material. **a., circumscribed,** one that is limited by an exudation of lymph. **a., circumtonsillar,** quinsy. **a., cold,** see *a., chronic.* **a., congestive,** one in which the pus appears at a point distant from where it is formed. **a., embolic,** one formed at the seat of a septic embolus. **a., fecal,** one in the rectum or large intestine. **a., fixation,** an abscess produced by the subcutaneous injection of an irritant as a treatment of grave septicemia. **a., follicular,** one arising

in a follicle. **a., glandular,** one formed about a lymph-gland. **a., gravitation,** one in which pus formed in one part of the body tends to migrate, usually to portions deeper or lower down, in the direction gravity would take it. **a., hematic,** one due to an extravasated blood-clot. **a., hemorrhagic,** one containing blood. **a., idiopathic,** one not attributable to any disease. **a., iliac,** a wandering abscess of the iliac region. **a., infecting mitral,** one due to a lymph embolus caused by endocarditis. **a., intramastoid,** one of the mastoid process of the temporal bone. **a., ischiorectal,** one in the ischiorectal fossa. **a., lacunar,** one in the urethral lacunæ. **a., lumbar,** a wandering abscess of the lumbar region. **a., lymphatic.** 1. The suppuration of a lymphatic gland. 2. An enlarged bursa mucosa. **a., mammary,** one in the female breast. **a., marginal,** one located near the anal orifice. **a., mastoid,** suppuration occurring in the cells of the mastoid portion of the temporal bone. **a., metastatic,** an abscess secondary to pyemia and ulcerative endocarditis, but not occurring through septicemia. It is usually of embolic origin and generally located in the lungs and liver. **a., miliary,** a small embolic abscess. **a., milk,** a mammary abscess occurring during lactation. **a., ossifluent,** one arising from diseased bone. **a., otic cerebral, a., otitic cerebral,** an abscess of the brain following a purulent disease of the inner ear. **a., parametric, a., parametritic,** a form occurring frequently between the folds of the broad ligament of the uterus or in the neighboring cellular tissue. **a., paranephric, a., paranephritic,** one occurring in the tissues about the kidney. **a., perimetric, a., perimetritic,** pus within the peritoneum originating from inflammation of the peritoneal covering of the uterus. **a., perinephric, a., perinephritic,** one occurring in the region immediately surrounding the kidney. **a., peripleuritic,** one that occurs beneath the parietal pleura as the result of pleurisy, a diseased rib, or an injury. **a., periproctitic,** one in the loose areolar tissue surrounding the lower part of the rectum. **a., peritoneal,** a collection of softened exudate which has become encysted in cases of peritonitis. **a., peritonsillar,** one that forms in acute tonsillitis around one or both tonsils. **a., phlegmonous,** an acute abscess. **abscessus pneumococcalis,** one due to infection by pneumococci. **a., postcecal,** one located back of the cecum. **a., posttyphoid,** chronic abscess following typhoid. **a., prelacrimal,** an abscess due to caries of the lacrimal or the ethmoid bone, producing a swelling at the inner canthus immediately below the upper margin of the orbit. **a., primary,** one formed at the seat of pyogenic infection. **a., psoas,** one arising from disease of the lumbar or lower dorsal vertebræ, the pus descending in the sheath of the muscle, and usually pointing beneath Poupart's ligament. **a., pyemic,** see *pyemia*. **a., residual,** one formed in or about the residues of former inflammation. **A.-root,** the root of *Polemonium reptans;* alterative, astringent, and expectorant. **a., scrofulous,** one due to tuberculous degeneration of bone or lymph-glands. **a., secondary,** same as *a., embolic*. **a., septicemic,** one resulting from septic infection or accompanying septicemia. **a., shirtstud,** two abscesses communicating by means of a sinus. **a., spermatic,** one involving the seminiferous tubules. **a., spinal,** one due to necrosis or disease of a vertebra. **a., spirillar,** Verneuil's name for an abscess containing spirilla from the saliva. **a., stitch,** one formed about a stitch or suture. **a., subaponeurotic,** one beneath an aponeurosis or fascia. **a., subareolar,** one beneath the alveolar epithelium of the nipple. **a., subfascial,** one beneath a fascia; postfascial abscess. **a., submammary,** one lying between the mammary gland and the chest-wall. Syn., *postmammary abscess; retromammary abscess*. **a., subpectoral,** one beneath the chest muscles. **a., subperitoneal,** one arising between the parietal peritoneum and the abdominal wall. Syn., *preperitoneal abscess*. **a., subphrenic,** one located beneath the diaphragm. **a., sudoriparous,** an abscess due to inflammation of obstructed sweat-glands. **a., sympathetic,** a secondary or metastatic abscess at a distance from the part of which the exciting cause has acted (*e. g.*, a bubo). **a., thecal,** one in the sheath of a tendon. **a., tropical,** amebic abscess (of the liver) found in conjunction with amebic dysentery. **a., tuberculous,** see *a., chronic*. **a., tympanitic,** one containing gas generated by putrefaction. Syn., *abscessus flatuosus; gas abscess* **a., urethral.** 1. Suppuration of a urethral lacuna; a lacunar abscess. 2. One involving the circumurethral tissue. **a., urinary,** one resulting from extravasation of urine. **a., urinous,** one containing urine mingled with the pus. **a., verminous, a., worm,** one containing intestinal worms, from the intestine. **a., wandering,** one in which the pus has traveled along the connective tissue spaces and points at some locality distant from its origin. Syn., *hypostatic abscess, abscessus per congestun; abscessus per decubitum*.

bscessed (*ab'-sesd*). Affected with or caused by an abscess, as "abscessed teeth."

abscession (*ab-sesh'-un*) [*abscessio*, departure] 1. An abscess; critical discharge. 2. Metastasis.

abscissæ (*ab-sis'-se*) [*ab*, away; *scindere*, to cut]. The transverse lines cutting vertical ones at right angles, to show by a diagram the relations of two series of facts, as, *e. g.*, the number of pulse-beats or the temperature record in given periods of time.

abscission (*ab-sish'-un*) [see *abscissæ*]. Removal of a part by cutting; or the suppression of a physiological function.

absconsio (*ab-skon'-se-o*) [*abscondere*, to hide]. A sinus or cavity whether normal or pathological.

absence (of mind) (*ab'-sens*) [*absentia*, absence]. Inattention to surroundings; in marked instances it may be a result of central lesions. It is often seen in epileptics and melancholiacs.

absentia epileptica (*ab-sen'-she-ah ep-il-ep'-tik-ah*). Brief losses of consciousness occurring in the mild form of epilepsy.

abs. feb. Abbreviation of *absente febre* [L.]. In the absence of fever.

absinthe (*ab'-sinth*). See under *absinthium*.

absinthiate (*ab-sin'-the-āt*). A salt of absinthic acid.

absinthiated (*ab-sin'-the-a-ted*). 1. Mixed with absinthe. 2. Containing wormwood.

absinthin (*ab-sinth'-in*) [*absinthium*]. A bitter crystalline principle obtainable from wormwood. See *absinthium*.

absinthism (*ab-sinth'-izm*). A disease similar to alcoholism, the result of the excessive use of absinthe. It is characterized by general muscular debility and mental disturbances, that may proceed to convulsions, acute mania, or general paralysis.

absinthium (*ab-sinth'-e-um*) [L.]. Wormwood. The leaves and tops of *Artemisia absinthium*. Absinthium contains a volatile oil and an intensely bitter principle, *absinthin*, $C_{20}H_{28}O_4$, which is a narcotic poison. Absinthium increases cardiac action and produces tremor and epileptiform convulsions. Dose 20–40 gr. (1.3–2.6 Gm.) in infusion. It is used as a stomachic tonic. *Absinthe*, a French liqueur, is an alcoholic solution of the oil exhibited with oils of anise, marjoram, and other aromatic oils.

absinthol (*ab-sinth'-ol*), $C_{10}H_{16}O$. The principal constituent of oil of wormwood; it is isomeric with ordinary camphor.

absolute (*ab'-so-lūt*) [*absolvere*, to complete]. Perfect, entire, unconditional. **a. alcohol**, see *alcohol*. **a. temperature**, see *temperature*. **a. zero**, see *zero*.

absorb (*ab-sorb'*) [*absorbere*, to suck up]. To suck up or imbibe; to take within one's self; to stop the passage of radiant heat.

absorbefacient (*ab-sorb-e-fa'-shent*) [*absorptio*, absorption; *facere*, to make]. Favoring or tending to produce absorption.

absorbent (*ab-sor'-bent*) [see *absorb*]. 1. Absorbing; capable of absorbing 2. An organ or part that absorbs. 3. A term applied to the lacteals and lymphatics 4. In materia medica, a drug or medicine that produces absorption of diseased tissue. **a. cotton**, see *cotton*. **a. glands**, see *lymphatics*. **a. system**, the lacteals and lymphatics with their associated glands.

absorptio (*ab-sorp'-she-o*) [see *absorb*]. **a. morbosa**, see *absorption, excrementitial* (2). **a. pulmonalis**, see *absorption, pulmonary*. **a. sana**, see *absorption, physiological*.

absorptiometer (*ab-sorp-she-om'-et-er*) [*absorption*; *μέτρον*, a measure] A device for measuring the thickness of the layer of liquid that is taken up between two glass plates by capillary attraction. Used in conjunction with a spectrophotometer, it serves as a hematoscope.

absorption (*ab-sorp'-shun*) [see *absorb*]. The permeation or imbibition of one body by another. The neutralization of an acid. **a., chylous**, the act or process of the entrance of the oil-globules of the chyle into the central canals of the intestinal villi. **a., coefficient of**, that number which represents the volume of a gas absorbed by a unit volume of water at 0° C. and at a barometric pressure of 760 mm. **a., cutaneous**, absorption by the skin. **a., disjunctive**, the removal of living tissue around a necrosed mass, and its consequent separation from its surroundings. **a., excrementitial.** 1. The absorption of fluid excretions by the mucosa. 2. The absorption of excretions or morbid products (bile, pus) by the blood. Syn., *pathological absorption*, *absorptio morbosa*. **a., external**, the taking up by the skin or mucous surfaces of pabulum or medication applied to the exterior of the body or of an organ. **a., internal.** 1. The absorption of waste-products by the tissues; absorption of decomposition of dissimilation. 2. The taking up of pabulum by the tissues; absorption of nutrition; molecular, nutritive, organic absorption. **a., interstitial**, the removal by the absorbent system of effete matters. **a. lines, a. bands**, dark lines of the spectrum, called Fraunhofer's lines, caused by the arrest or absorption of the ethereal waves of certain lengths and rapidities, mainly by vapors of the sun's atmosphere. **a., lymphatic**, that which occurs in lymphatic vessels. **a. method**, to determine whether or not hematuria is due to lesion of the bladder. It is based on the fact that the undenuded surface of the bladder will not absorb foreign substances. Fifteen grains of potassium iodide are injected into the bladder, and fifteen minutes later the saliva is examined for iodine. If found, it is an indication of an unhealthy state of the bladder. **a., molecular, a., nutritive, a., organic**, see *a., internal* (2). **a., pathological**, see *a., excrementitial* (2). **a., physiological**, a phenomenon forming an important part of the digestive process, caused in part by the vital activity of the epithelial cells and in part by the physical laws of imbibition, diffusion, and osmosis. Syn., *absorptio sana*. **a., progressive**, atrophy of a part due to pressure. **a., pulmonary**, the taking up of oxygen, or of vapors (as of ether), by the lungs. **a., purulent**, 1. *a., excrementitial* (2). 2. pyemia. **a., recrementitial**, the absorption of surplus secretions. **a., respiratory**, see *a., pulmonary*. **a. spectrum**, a spectrum showing black lines where colors have been absorbed by the transmitting medium. **a. tube**, see under *tube*. **a., ulcerative**, that by which an ulcer forms or extends its area. **a., venous**, absorption by the veins.

absorptive (*ab-sorp'-tiv*) [see *absorb*]. Having the power or function of absorbing.

abstergent (*ab-ster'-jent*) [*abs*, from; *tergere*, to cleanse]. 1. Cleansing; detergent. 2. A cleansing agent. See *detergent*. 3. A purgative.

abstersive (*ab-ster'-siv*) [*abstersivus*]. Abstergent.

abstinence (*ab'-stin-ens*) [*abs*, from; *tenere*, to hold or keep]. Privation or self-denial in regard to food, alcoholic liquors, sexual intercourse, etc. See *fasting*.

abstract (*ab'-strakt*) [*abstrahere*, to draw away]. In pharmacy, a solid preparation containing the soluble principles of a drug evaporated and mixed with sugar of milk.

abstraction (*ab-strak'-shun*) [*abstractio*, a drawing away]. 1. Blood-letting. 2 Attention to one idea to the exclusion of others. 3. In pharmacy, the process of distillation.

abstractum (*ab-strak'-tum*) [pl., *abstracta*]. An abstract. See *abstract*.

abterminal (*ab-ter'-min-al*) [*ab*, from; *terminus*, end]. Passing from tendinous into muscular tissue (used of electric currents).

abulia (*ah-boo'-le-ah*) [*ἀ*, priv.; *βουλή*, will]. Loss or defect of will-power.

abulic (*ah-boo'-lik*) [see *abulia*]. Characterized by or affected with abulia.

abulomania (*ah-boo'-lo-ma'-ne-ah*) [*abulia*; *μανία*, madness]. A disease of the mind characterized by imperfect or lost will-power.

abuse (*ab-ūs'*) [*abusus*, a using up]. 1. Misuse or overuse. 2. Rape. **a., self-**, masturbation.

abutment (*ab-ut'-ment*). A tooth to which a dental bridge is attached.

abvacuation (*ab-vak-u-a'-shun*). Same as *abevacuation, q. v.*

A. C. Abbreviation of anodal closing.

a. c. Abbreviation of the Latin *ante cibum*, before meals. Also abbreviation of air-conduction.

acacanthrax (*ak-ah-kan'-thraks*) [*ἀ*, priv.; *κακός*, bad; *ἀνθραξ*, a carbuncle: pl., *acacanthraces*]. Non-malignant anthrax.

Acacia (*ah-ka'-she-ah*) [L.]. 1. A large genus of leguminous trees, shrubs, and herbs, many of them Australian or African. A number of the species are medicinal, and some are poisonous. The bark is usually very astringent. 2. Gum-arabic, which is produced by various species—

A. lebbek, *A. nilotica*, *A. vera*, and *A. verek*. *A. senegal* also furnishes gum-arabic, a nearly white, transparent gum, soluble in water. It is used in the manufacture of mucilage, and contains *arabin*, $C_{12}H_{22}O_{11}$, identical in composition with cane-sugar. **a. anthelmintica**, see *mussanin*. **a. catechu**, see *catechu*. **a., mucilage of** (*mucilago acaciæ*, U. S. P.), acacia, 34; water, to make 100 parts; incompatible with alcoholic tinctures. **a., syrup of** (*syrupus acaciæ*, U. S. P.), mucilage, 25; simple syrup, 75. It is used in various mixtures as a demulcent and to suspend insoluble powders.

acalculia (*ah-kal-ku'-le-ah*) [ἀ, priv.; λοχίζομαι, calculate]. An aphasic condition. Inability to do simple arithmetic.

Acalypha (*ah-kal'-if-ah*) [ἀκαλύφης, unveiled]. A genus of euphorbiaceous plants. *A. fruticosa*, of India, is useful in dyspepsia and diarrhea, and is tonic and alterant. *A. hispida* has similar uses. *A. indica* is a plant common in India. The leaves are expectorant, emetic, laxative. *A. virginica*, of North America, is diuretic and expectorant. Dose of the *fluid-extract* 10 min.–1 dr. (0.6–4.0 Cc.); of the *juice* (*succus acalyphæ*), for an infant, 1 dr. (4 Cc.).

acampsia (*ah-kamp'-se-ah*) [ἀ, priv.; κάμπτειν, to bend]. Inflexibility of a limb.

acantha (*ak-an'-thah*) [ἄκανθα, a thorn]. 1. A vertebral process. 2. The spinal column. 3. Spina bifida.

acanthesthesia, acanthæsthesia (*ak-anth-es-the'-se-ah*) [ἄκανθα, a prickle; αἴσθησις, sensation]. A sensation as of pricking with needles.

Acanthia lectularia (*ak-an'-the-ah-lek-chu-la'-re-ah*) [L.]. The common bedbug.

acanthial (*ak-an'-the-al*) [see *acanthion*]. Pertaining to the acanthion.

acanthion (*ak-an'-the-on*) [ἀκάνθιον, a little thorn]. A point at the base of the nasal spine.

Acanthocephala (*ak-an-tho-sef'-al-ah*) [ἄκανθα, spine; κεφαλή, head]. An order of parasitic worms, characterized by a thorny armature of the head and proboscis. They are generally grouped in one genus, *Echinorrhynchys*. They infest pigs, birds, and fishes, and in their larval stage live in crustaceans.

acanthocephaliasis (*ak-an-tho-sef-al-i'-as-is*) [*Acanthocephala*]. Infestation by Acanthocephala.

acanthoid (*ak-an'-thoid*) [ἄκανθα, a spine]. Resembling a spine, or spicula; spinous.

acanthokeratodermia (*ak-an-tho-ker-at-o-der'-me-ah*) [ἄκανθα, spine; κέρας, horn; δέρμα, skin]. Thickening of the horny layer of the skin of the hands or feet.

acantholysis (*ak-an-thol'-is-is*) [ἄκανθα, prickle; λύσις, a loosening, a wasting]. Any skin disease in which there is an atrophy of the prickle-layer. **a. bullosa**, see *epidermolysis*.

acanthoma (*ak-an-tho'-mah*) [ἄκανθα, a thorn; ὄμα, tumor]. A neoplasm, or localized excessive growth in any part of the prickle-cell layer of the skin. 1. Cutaneous cancer. 2. Papilloma.

acanthopelvis (*ak-anth-o-pel'-vis*) [ἄκανθα, thorn; *pelvis*]. Same as *acanthopelys*.

acanthopelys (*ak-anth-op'-el-is*) [ἄκανθα, thorn; πέλυς, pelvis]. A pelvis that is encroached upon by exostoses.

acanthosis (*ak-an-tho'-sis*) [ἄκανθα, a spine]. Any skin disease marked by abnormities in the prickle-cell layer. **a. nigricans**, a general pigmentation of the skin, with papillary, mole-like growths.

acanthulus (*ak-an'-thu-lus*). An instrument for removing thorns from wounds.

acapnia (*ah-kap'-ne-ah*). A condition of diminished carbon dioxide in the blood.

acapsular (*ah-kap'-su-lar*) [ἀ, priv.; *capsula*, a small box or capsule]. In biology, destitute of a capsule.

acardia (*ah-kar'-de-ah*) [ἀ, priv.; καρδία, heart]. Congenital absence of the heart.

acardiac (*ah-kar'-de-ak*). 1. Having no heart. 2. A fetus with no heart.

acardiacus (*ah-kar-di'-ak-us*) [see *acardia*]. A synonym employed by German writers for omphalosite. **a. acephalus**, one in which the head is wanting, the thorax rudimentary, the pelvis and contiguous parts perfectly formed. **a. amorphus**, **a. anceps**, a shapeless lump with only rudiments of organs.

acardiohemia, or **acardiohæmia** (*ah-kar-de-o-he'-me-ah*) [ἀ, priv.; καρδία, heart; αἷμα, blood]. Lack of blood in the heart.

acardionervia (*ah-kar-de-o-ner'-ve-ah*) [ἀ, priv. καρδία, heart; *nervus*, a sinew]. Diminished nervous action or nerve-stimulus in the heart.

acardiotrophia (*ah-kar-de-o-tro'-fe-ah*) [ἀ, priv.; καρδία, heart; τροφή, nutrition]. Atrophy of the heart.

acardius (*ah-kar'-de-us*). Congenital absence of the heart. An acardiac monster.

acarian (*ah-ka'-re-an*). Of or pertaining to the acarids or mites.

acariasis (*ah-kar-i'-as-is*). A disease due to mites. See *mange*.

acaricide (*ak-ar'-is-id*) [*acarus*; *cædere*, to kill]. An agent that destroys acarids.

acarid, acaridan (*ak'-ar-id, ak-ar'-id-an*) [ἀκαρής, small; tiny]. Pertaining to *acarus*.

Acarina (*ak-ar-i'-na*). An order of *Arachnida*, which includes the ticks and mites. They may cause severe symptoms from their bites, apart from the introduction of any parasite such as *Spirochæta*.

acarinosis (*ak-ar-in-o'-sis*) [*acarus*, a mite]. Any disease, as the itch, produced by a mite or acarid.

acarodermatitis (*ak-ar-o-der-mat-i'-tis*) [*acarus*, a mite; *dermatitis*]. Dermatitis caused by acari, or mites.

acaroid (*ak'-ar-oid*) [*acarus*; εἶδος, like]. Mite-like. **a. gum**, Botany Bay gum; resina lutea. An aromatic resin used in Australia as a remedy for gastric troubles, intestinal catarrhs, diarrheas, etc. Dose 8–16 gr. (0.5–1.0 Gm.) in alcoholic solution. Benzoic acid is made from it, and it is said to have the properties of storax and balsam of Peru. **a. resin.** See *a. gum*.

acarophobia (*ak-ar-o-fo'-be-ah*) [*acarus*; φόβος, fear]. Morbid fear of the itch.

acarotoxic (*ak-ar-o-toks'-ik*) [*acarus*, a mite; τοξικόν, a poison]. Poisonous, or destructive, to acari.

acarpæ (*ah-kar'-pe*) [ἀ, priv.; καρπός, fruit]. A name proposed for a group of skin diseases in which there are no papules, tubercles, or elevated points.

acarpia (*ah-kar'-e-ah*) [ἀκαρπία]. Sterility; barrenness; unfruitfulness.

acarpous (*ah-kar'-pus*) [ἀ, priv.; καρπός, fruit]. 1. Having no elevations; not nodular. 2. Producing no fruit; sterile, barren.

Acarus (*ak'-ar-us*) [ἀ, priv.; κείρειν, to cut (because so small)]. The mite, or tick, a parasite of man and animals. **A. scabiei**, *Sarcoptes scabiei*, the

itch-mite, a small parasite with numerous sharp tubercles, spines, and hairs on the dorsal surface. See *scabies*.

acatalepsia, acatalepsy, (*ah-kat-al-ep'-se-ah, ah-kat'-al-ep-se*) [ἀ, priv.; καταλαμβανειν, to understand]. 1. Uncertainty in diagnosis. 2. Mental impairment; dementia.

acataleptic (*ah-kat-al-ep'-tik*) [ἀ, priv.; καταλαμβανειν, to understand]. 1. Uncertain; doubtful (used of a prognosis or a diagnosis of a disease). 2. A person affected with acatalepsy.

acatamathesia (*ah-kat-am-ath-e'-ze-ah*) [ἀ, priv.; καταμάθησις, understanding]. 1. Inability to understand conversation, due to mental disorder. 2. A morbid blunting of the perceptions; as in psychical deafness, or psychical blindness.

acataphasia (*ah-kat-af-a'-ze-ah*) [ἀ, priv.; κατά, after, φάσις, utterance]. A disorder in the syntactical arrangement of uttered speech, due to some central lesion.

acataposis (*ah-kat-ap-o'-sis*) [ἀ, priv.; κατά, down; ποσις, a drinking, a swallowing]. A difficulty in swallowing; dysphagia.

acatastasia (*ah-kat-as-ta'-ze-ah*) [ἀκαταστασία]. Absence of regularity, or of fixed character, in the course of a disease, or in the nature of an excretion

acatastatic (*ah-kat-as-tat'-ik*). Marked or characterized by acatastasia; irregular; not of definite type.

acatharsia (*ah-kath-ar'-se-ah*) [ἀκαθαρσία, uncleansed state]. Impurity; foulness; need of purgation, or cleansing.

acathectic (*ah-kath-ek'-tik*) [ἀκάθεκτικος, ungovernable]. Not able to retain. **a. jaundice,** see *jaundice*.

acathexia (*ak-ath-eks'-e-ah*) [ἀ, priv.; κάθεξις, a holding back]. A condition in which a person is not able to retain his secretions or excretions.

acathisia (*ah-kath-iz'-e-ah*) [ἀ, priv.; κάθιζειν, to be seated]. Not able to remain seated.

acaudal, acaudate (*ah-kaw'-dal, ah-kaw'dāt*) [ἀ, priv.; *cauda*, a tail]. Tailless.

acauline (*ak-aw'-lin*) [ἀ, priv.; καυλός, a stalk]. Pertaining to stemless fungi.

acaulinosis (*ak-aw-lin-o'-sis*) [*acauline*]. A lesion of the skin caused by an acauline fungus.

A C C. Abbreviation for *anodal closing contraction*.

accelerans nerve (*ak-sel'-er-ans*) [L.]. A nerve that increases the rate and force of the heart's action.

acceleration (*ak-sel-er-a'-shun*) [*accelerare*, to hasten]. Quickening, as of the rate of the pulse or of the respiration.

accelerator (*ak-sel'-e-ra-tor*) [see *acceleration*]. 1. That which accelerates. 2. A muscle which hastens a physiological discharge. **a. nerves,** nerves passing from the medulla to the heart and conducting stimuli that cause acceleration of the heart's action. **a. partus,** an abortifacient or ecbolic agent. **a. urinæ,** a muscle of the penis the function of which is to expel the last drops in urination, to expel the semen, and to assist erection. The sphincter vaginæ is its analogue in the female.

accentuated (*ak-sent'-u-a-ted*). Abnormally or unusually distinct, as respiratory or heart sounds.

accentuation (*ak-sen-tu-a'-shun*) [*accentuare*]. Increased loudness or distinctness.

acceptor (*ak-sep'-tor*) [*accipere*, to accept]. A substance or body which receives another substance (or gas) and unites with it.

access (*ak'-ses*) [*accessus*, an approach]. 1. An attack of a disease. 2. The return of a fit, or paroxysm. 3. Cohabitation. And see *non-access*.

accession (*ak-sesh'-un*) [*ad*, to; *cedere*, to go]. The assault, beginning, or onset of a disease, or of a stage of the same; applied especially to a recurrence of periodical disease.

accessorius (*ak-ses-o'-re-us*) [pl., *accessorii*]. 1. Contributory in a secondary degree; accessory. 2. An accessory. **a. ad iliocostalem,** see *muscles, table of*. **a. Willisii,** the spinal accessory nerve.

accessory (*ak'-ses-o-re-* or *ak-ses'-o-re*) [*accessorius*]. Auxiliary; assisting. A term applied to certain glands, muscles, ducts, nerves, arteries, etc., that are auxiliary in function, course, etc., to the principal. Certain small muscles, as the lumbricales, are regarded as accessory to more important muscles. **a. food factors,** the vitamins, *q. v.* **a. nu'cleus,** the origin of the spinal accessory nerve. **a. of the parot'id,** the socia parotidis, a small gland. **a. pancreatic duct,** the duct of Santorini.

accident (*ak'-se-dent*) [*accedere*, to occur]. 1. In legal medicine, an event occurring to an individual without his expectation, and without the possibility of his preventing it at the moment of its occurrence. 2. An intercurrent or complicating symptom or event, not to be looked for in the regular progression of an attack of disease.

accidental (*ak-se-dent'-al*) [*accidentalis*]. 1. Due to, or caused by, an accident. 2. Intercurrent; having no essential connection with other conditions or symptoms. **a. images,** after-images. **a. murmur,** a murmur due to anemia.

accipiter (*ak-sip'-it-er*) [L., "a hawk"]. A facial bandage with tails radiating like the claws of a hawk. **a. quinqueceps,** a five-headed accipiter bandage. **a. triceps,** a three-headed accipiter bandage.

acclimatation, acclimation, acclimatization (*ak-li-mat-a'-shun, ak-lim-a'-shun, ak-li-mat-iz-a'-shun*) [*ad*, to; *clima*, climate]. The process of becoming accustomed to the climate, soil, water, etc., of a country to which a plant, animal, person, or a people has removed.

accoine (*ak'-ko-in*). A milk preservative containing sodium benzoate and sodium carbonate.

accommodation (*ak-om-o-da'-shun*) [*accommodare*, to adjust]. Adaptation or adjustment, particularly the adjustment of the eye for different distances. **a., absolute,** the accommodation of either eye separately. **a., asthenopia of,** subnormal power of the function of accommodation, or the pain or discomfort from accommodative effort. **a., binocular,** the combined accommodation of the two eyes. **a., histological,** the occurrence of changes in the morphology and function of cells following changed conditions. **a., negative,** the opposite of positive accommodation, the refractive power of the eye being lessened. **a. of the eye,** that function of the ciliary muscle and lens whereby objects at different distances are clearly seen. It depends upon the inherent elasticity of the lens, which when the ciliary muscle of an emmetropic eye is at rest is adapted to the proper focalization of theoretically parallel rays of light. Objects nearer, to be clearly seen, require a greater refracting power on the part of the eye because the rays from such objects are more divergent. This additional refracting power is gained by an increased anteroposterior diameter of the

lens, brought about by the contraction of the ciliary muscle, which occasions a loosening of the suspensory ligament and a thickening of the lens by its own elasticity. **a. phosphenes,** the peripheral light-streak seen in the dark after the act of accommodation. **a., positive,** that when the eye being focused for a more distant object is required for fixation upon a nearer point. **a., range of relative,** the range of accommodation at the command of the eye for any particular degree of convergence. **a., reflex,** Argyll Robertson pupil. **a., region of,** the extent controlled by the eye within which it distinguishes objects clearly from the state of rest to that of maximum accommodation. **a., spasm of,** a term used to express excessive or persistent contraction of the ciliary muscle, following the attempt to overcome error of refraction. It stimulates myopia. **a., subnormal,** deficient power of accommodation. **a., supernormal,** excessive power of accommodation. **a., theory of, Helmholtz's,** that the increased convexity of the lens is produced by a relaxation of the suspensory ligament, thus removing the influence which tends to flatten the lens and permitting the latter by its elasticity to become more convex. **a., theory of, Schoen's,** that the contraction of the ciliary muscle produces the same effect on the lens as is produced upon a rubber ball when held in both hands and compressed with the fingers. **a., theory of, Tscherning's,** by the contraction of the anterior part of both the radiating and circular fibers of the ciliary muscle the ciliary processes are drawn backward, and the suspensory ligament pulled backward and outward; pressure of the anterior portion of the muscle causes increased convexity of the lens.

accommodative (*ak-om'-o-da-tiv*) [*accommodare*, to adjust]. Pertaining to the function of accommodation, or resulting from it. **a. iridoplegia,** inability of the iris to respond to accommodative effort.

accouchée (*ah-koo-shay*) [Fr., à, to; *couche*, a bed]. A woman delivered of a child.

accouchement (*ah-koosh-mon(g)*) [Fr.]. The French term for childbirth. **a. forcé,** rapid and forcible delivery with the hand. It includes dilatation of cervical canal, version or forceps, and immediate extraction of the child.

accoucheur (*ah-koo-shur*) [Fr.]. A professional male assistant at childbirth.

accoucheuse (*ah-koo-shuz*) [Fr.]. A professional female assistant at childbirth; the term should not be applied to the ordinary midwife.

accrementitial (*ak-re-men-tish'-al*) [*accrescere*, to increase]. In biology, of or pertaining to the process of accrementition.

accrementition (*ak-re-men-tish'-un*) [*ad*, to; *crescere*, to grow]. A growth in which increase takes place by interstitial development from blastema, and also by reproduction of cells by fission. The production or development of a new individual by the separation of a part of the parent; gemmation.

accrete (*ak-rēt'*). In biology, grown together.

accretion (*ak-re'-shun*) [*ad*, to; *crescere*, to increase]. 1. A term denoting the manner by which crystalline and certain organic forms increase their material substance. 2. The adherence of parts normally separate. 3. An accumulation of foreign matter in any cavity. **a. lines,** lines showing the successive layers in the enamel of the teeth, seen only in microscopic section.

accubation (*ak-u-ba'-shun*) [*accubare*, to recline]. 1. A reclining posture; the taking to one's bed. 2. The act of lying in bed with another person.

accumulation (*ak-u-mu-la'-shun*) [*accumulare*, to heap up]. An amassing or collecting together. **a., fecal,** an excessive aggregation of feces in the large intestine; coprostasis.

accumulator (*ak-u'-mu-la-tor*) [*accumulare*, to heap up]. An apparatus to store electricity.

-aceæ. A suffix used in botany to designate a family, the name chosen being one of the principal genera. Ex., *Rosa*, *Rosaceæ*, *Ranunculus*, *Ranunculaceæ*.

acedia (*ah-se'-de-ah*) [ἀκηδία]. A certain form of melancholia.

acelia, acœlia (*ah-se'-le-ah*) [ἀ, priv.; κοιλια, a cavity]. The absence of a natural cavity. Syn., *acelosis*.

acelious (*ah-se'-le-us*) [ἀ, priv.; κοιλια, the belly]. Without a belly; applied to those extremely emaciated.

acelosis, acœlosis (*ah-sel-o'-sis*). See *acelia*.

acelous (*ah-se'-lus*) [ἀ, priv.; κοῖλος, hollow]. Without intestines; anenterous

A. C. E. mixture. An anesthetic mixture composed of alcohol, 1 part; chloroform, 2 parts; ether, 3 parts. See *anesthetic*.

acenaphthene (*as-en-af'-thēn*) [*aceticus*; *naphthalene*], $C_{12}H_{10}$. A hydrocarbon that occurs in coal tar, and separates on cooling from the fraction boiling at 260–280° C. It crystallizes from hot alcohol in long needles melting at 95° C. and boiling at 277° C.

acenesthesia (*as-e-nes-the'-ze-ah*) [ἀ, priv.; κοινός, common, αἴσθησις, feeling]. Absence of the sensation of existence. See *cenesthesis*.

acentric (*ah-sen'-trik*) [ἀ, priv.; κέντρον, center]. Not eccentric; not originating in, or pertaining to, a nerve-center; peripheric.

aceognosia (*as-e-og-no'-se-ah*) [ἄκος, a remedy; γνῶσις, knowledge]. A knowledge of remedies.

aceology (*as-e-ol'-o-je*) [ἄκος a remedy; λόγος, a discourse]. Therapeutics; medical and surgical treatment of disease; acology.

acephalemia, acephalæmia or **acephalhemia, acephalhæmia** (*ah-sef-al-e'-me-ah*) [ἀ, priv.; κεφαλή, head; αἷμα, blood]. Deficiency of blood in the head

acephalia (*ah-sef-a'-le-ah*) [ἀ, priv.; κεφαλή. head]. Absence of the head.

acephalism (*ah-sef'-al-izm*). See *acephalia*.

acephalobrachia (*ah-sef-al-o-bra'-ke-ah*) [ἀ priv.; κεφαλή, head; βραχίων, arm]. Absence of the head and arms.

acephalobrachius (*ah-sef-al-o-bra'-ke-us*). A monster with neither head nor arms.

acephalocardia (*ah-sef-al-o-kar'-de-ah*) [ἀ, priv.; κεφαλή, head; καρδία, heart]. Absence of the head and heart.

acephalocardius (*ah-sef-al-o-kar'-de- s*). A monster with neither head nor heart.

acephalocheiria, acephalochiria (*ah-sef-al-o-ki'-re-ah*) [ἀ, priv.; κεφαλή, head; χείρ, hand]. Absence of the head and hands.

acephalocheirus, acephalochirus (*ah-sef-al-o-ki' rus*) [see *acephalocheiria*]. A monster with neither head nor hands.

acephalocyst, acephalocystis (*ah-sef'-al-o-sist, ah-sef-al-o-sist'-is*) [ἀ, priv.; κεφαλή, head; κύστις, a bladder]. The bladderworm. A headless, sterile hydatid, found in the liver and other organs. **acephalocystis plana,** Laennec's name for certain concretions found in the sheaths of

tendons and in muscles. **acephalocystis racemosa**, the hydatid mole of the uterus.

acephalogaster (*ah-sef-al-o-gas'-ter*) [ἀκέφαλος, headless; γαστήρ, belly]. A monster with neither head nor belly.

acephalogasteria (*ah-sef-al-o-gas-te'-re-ah*) [see *acephalogaster*]. Absence of the head and belly.

acephalophorous (*ah-sef-al-of'-or-us*) [ἀ, priv.; κεφαλή, head; φέρειν, to bear]. Destitute of a distinct head.

acephalopodia (*ah-sef-al-o-po'-de-ah*) [ἀ, priv.; κεφαλή, head; πούς, foot]. Absence of the head and feet.

acephalopodius (*ah-sef-al-o-po'-de-us*) [see *acephalopodia*]. A monster with neither head nor feet.

acephalorrhachia, acephalorachia (*ah-sef-al-or-a'-ke-ah*) [ἀ, priv.; κεφαλή, head; ῥάχις, spine]. Absence of the head and vertebral column.

acephalorrhachus (*ah-sef-al-or-a'-kus*) [ἀ, priv.; κεφαλή, head; ῥάχις, spine]. A monster destitute of head and vertebral column.

acephalostomia (*ah-sef-al-o-sto'-me-ah*) [ἀ, priv.; κεφαλή, head; στόμα, mouth]. Absence of the head, with a mouth-like opening on the superior aspect.

acephalostomus (*ah-sef-al-os'-to-mus*) [see *acephalostomia*]. A monster without a head, but with a mouth-like aperture.

acephalothoracia (*ah-sef-al-o-tho-ra'-se-ah*) [ἀ, priv; κεφαλή, head; θώραξ, chest]. Absence of the head and thorax.

acephalothorax (*ah-sef-al-o-tho'-raks*). A monster destitute of head and thorax. Syn., *acephalothorus*.

acephalothorus (*ah-sef-al-o-tho'-rus*). A monster without head or thorax. See *acephalothoracia*.

acephalous (*ah-sef'-al-us*) [ἀκέφαλος, headless]. Headless.

acephalus (*ah-sef'-al-us*) [see *acephalia*]. A species of omphalositic monsters characterized by complete absence of the head and usually of the upper extremities. It is the commonest condition among the omphalosites. **a. dibrachius**, an acephalus with two upper limbs in a more or less rudimentary state. **a. dipus**, an acephalus with two more or less developed lower extremities. **a. monobrachius**, one with one upper extremity, a cervical vertebra, and one or two more or less developed lower extremities. **a. monopus**, one with only one lower extremity, more or less developed. See *acephalopodius*. **a. sympus**, one in which the trunk ends in a long conic point at the end of which are attached one or two feet.

acerate (*as'-er-āt*) [*acer*, sharp]. 1. A salt of aceric acid. 2. Sharp-pointed, acicular.

aceratosis (*ah-ser-at-o'-sis*) [ἀ, priv.; κέρας, horn]. Deficiency or imperfection of corneous tissue. Akeratosis.

acerbity (*a-serb'-it-e*) [*acerbitas*, sharpness, sourness]. Acidity combined with astringency.

acercus (*ah-ser'-kus*) [ἀκερκος, without a tail]. A monstrosity without the coccygeal vertebræ.

acerdol (*as'-er-dol*), MnO_2K_2KOH. An oxidation-product of potassium and manganese. It is used as an oxidizer and disinfectant.

aceric (*as-er'-ik*) [*acer*, ā maple tree]. Pertaining to, or found in the maple; as aceric acid.

aceride (*as'-er-id*) [ἀ, priv.; *cera*, wax]. An ointment or plaster containing no wax.

acerotous (*ah-ser'-o-tus*) [ἀ, priv.; κηρός, wax]. Waxless; said of ointments and plasters.

acervuline (*as-er'-vu-lin*) [*acervulus*, a heap]. Agminated, or aggregated; as certain mucous glands.

acervuloma (*ah-ser-vu-lo'-mah*) [*acervulus*, little heap; pl. *acervulomata*]. See *psammoma*.

acervulus, a. cerebri (*as-er'-vu-lus ser'-e-bri*). Concretionary matter near the base of the pineal gland, consisting of alkaline phosphates and carbonates, with amyloid matter.

acescence (*as-es'-ens*) [*acescere*, to grow sour]. 1. The process of becoming sour; the quality of being somewhat sour. 2. A disease of wines, whereby they become sour, owing to the agency of *Mycoderma aceti*.

acescent (*as-es'-ent*). Acid or tart; acidulous.

acesodyne, acesodynous (*ah-ses'-o-dīn, ah-ses-od'-in-us*) [ἀκεσώδυνος]. Allaying pain; anodyne.

acestoma (*as-es-to'-mah*) [ἀκεστός, curable]. The mass of young granulation tissue which later forms the cicatrix.

aceta (*as-e'-tah*). Plural of *acetum*, *q. v.*

acetabular (*as-et-ab'-u-lar*) [*acetabulum*, a vinegar cup]. Pertaining to the acetabulum.

acetabulum (*as-et-ab'-u-lum*) [see *acetabular*]. A cup-shaped depression on the outer aspect of the innominate bone for the reception of the head of the femur. **a. cotyle**, articular cavity of the innominate bone. **a. humeri**, glenoid cavity.

acetabulectomy (*as-et-ab-u-lek'-tom-e*) [*acetabular*; ἐκ, out, τέμνειν, to cut]. Excision of the hip-joint The acetabular part being dealt with as radically as the femoral

acetal (*as'-et-al*) [*acetum*, vinegar]. 1. $C_6H_{14}O_2$. Ethidene diethylate, a colorless liquid with an ethereal odor, produced by the imperfect oxidation of alcohol under the influence of platinum black. It is sparingly soluble in water; boils at 104° C.; sp. gr. at 20° is 0.8304. Its action is that of a soporific. Dose 1 dr. (4 Gm.). 2. A mixture said to consist of acetic ether and oils of cloves, bergamot, lavender, lemon, menthol, orange, rosemary, thyme, and absolute alcohol. **a., dimethyl**, see *methylal*

acetaldehyde (*as-et-al'-de-hīd*). The normal aldehyde; ethaldehyde. See *aldehyde*.

acetals (*as'-et-alz*) [*acetum*, vinegar]. Products of the combination of aldehydes with alcohols at 100° C.

acetamide, acetamid (*as-et-am'-id*), $CH_3.CO.NH_2$. A white, crystalline solid produced by distilling ammonium acetate, or by heating ethyl acetate with strong aqueous ammonia. It combines with both acids and metals to form unstable compounds.

acetamidoantipyrine (*as-et-am-id-o-an-tip-i'-rin*). A crystalline compound used as antipyrine.

acetamidophenol (*as-et-am-id-o-fen'-ol*). $C_6H_4OH.NH.C_2H_3O$. An oxidation-product of acetanilide; *hydroxyantifebrin*.

acetaminol (*as-et-am'-in-ol*), $C_{15}H_{13}NO_4$. A reaction-product of paranitrobenzoyl chloride with eugenol-sodium, followed by reduction and acetylization. It occurs as white scales or crystalline powder, soluble in alcohol and insoluble in water, and melting at 160° C. It is used in pulmonary tuberculosis. Syn., *para-acetamido-benzoyleugenol; acetamido-benzoyl*.

acetanilid (*as-et-an'-il-id*), C_8H_9NO. Phenylacetamide. A white, crystalline solid, produced by boiling anilin and glacial acetic acid together for several hours, the crystalline mass being then distilled. It melts at 114° and boils at 259°. It is soluble in hot water, alcohol, and ether. Under the name *antifebrin* it is pre-

scribed as an antipyretic. Dose 2–10 gr. (0.13–0.65 Gm.), not exceeding 30 gr. (2 Gm.) in the 24 hours; of the *compound powder* (*pulvis acetanilidi compositus*, U. S. P.) 7½ gr. (0.5 Gm.). **a., ammoniated,** a mixture of acetanilide, 25 parts; ammonium carbonate, 10 parts; sodium bicarbonate, 5 parts; sugar of milk, 60 parts. It is recommended as causing less depression than acetanilide alone. **a., monobromated,** see *antisepsin*.

acetannin (*as-et-an'-in*). Same as acetyl tannin.

acetas (*as'-et-as*). Acetate or salt of acetic acid.

acetate (*as'-et-āt*) [see *acetic*]. Any salt of acetic acid. **a. of lead,** plumbi acetas; see *plumbum*.

acetated (*as'-et-a-ted*). Treated with or containing an acetate, acetic acid, or vinegar.

acetbromanilid (*as-et-brō-man'-il-id*). Same as antisepsin, *q. v.*

acetic (*as-e'-tik*) [*acetum*, vinegar]. Pertaining to *acetum* or vinegar; sour. See *acid, acetic*. **a. acid amide,** see *acetamide*. **a. acid esters,** see *methyl acetate* and *ether, acetic*. **a. acid salts.** 1. Readily soluble crystalline salts formed from the bases. 2. Basic salts formed from iron, aluminum, lead, and copper; sparingly soluble in water. 3. Alkali salts, which have the property of combining with a molecule of acetic acid to produce acid salts. **a. aldehyde,** see under *aldehyde*. **a. anhydride,** $C_4H_6O_3$, a colorless, mobile liquid, highly refractive, and with an odor of acetic acid. Sp. gr. 1.080 at 15° C.; boils at 136°–138° C. Syn., *acetyl oxide; acetic oxide;* socalled *anhydrous acetic acid*. **a. ether,** see under *ether*. **a. fermentation,** the development of acetic acid by the activity of the *Mycoderma aceti*. **a. fungus,** any one of several minute fungoid organisms capable of inciting and maintaining acetic fermentation, as first proved by Pasteur in 1864.

acetification (*as-et-e-fi-ka'-shun*) [*acetum*, vinegar; *facere*, to make]. The production of vinegar by acetic fermentation.

acetimeter, acetimetric, acetimetry. See *acetometer; acetometry; acetometric*.

acetin (*as'-et-in*) [*acetum*, vinegar], $C_3H_5(C_2H_3O_2)_3$. A chemical compound formed by the union of glycerol and acetic acid.

acetoacetate (*as-et-o-as'-et-āt*). A salt of acetoacetic acid.

acetoacetic acid (*as-et-o-as-e'-tik*). A monobasic acid formed from acetic acid by replacing one of the hydrogen atoms of the acid radical with the acetic-acid radical, acetyl; also called diacetic acid. See *Gerhardt*. **a. esters,** $CH_3.CO.CH_2.CO_2R$, liquids possessing an ethereal odor, produced by the action of metallic sodium upon acetic esters; they dissolve with difficulty in water and can be distilled without decomposition.

acetoarsenite (*as-et-o-ar'-sen-īt*). A salt composed of an acetate and an arsenite of the same base.

acetobromide (*as-et-o-bro'-mid*). An acetic-acid salt in which part of the hydrogen of the acid radicle has been replaced by bromine.

acetochloride (*as-et-o-klor'-id*). A salt composed of an acetate and a chloride of the same base.

acetoglycocoll (*as-et-o-glī'-ko-kol*),

$$CH_3{<}\begin{matrix}NH.C_2H_3O.\\CO_2H.\end{matrix}$$

A substance resembling a monobasic acid, obtained from the action of acetyl chloride on glycocoll silver and of acetamide on monochloracetic acid; it is soluble in alcohol; melts at 206° C Syn., *acetamidoacetic acid; aceturic acid*.

acetoiodide (*as-et-o-ī'-o-did*). A double salt containing the acetate and iodide of the same radical.

acetol (*as'-et-ol*). 1. See *acetyl carbinol*. 2. A remedy for toothache, said to consist of acetic acid, 8.46%; alum, 3.07%; water, 88.5%; with a small proportion of essential oils of sage, clove, and peppermint.

acetoluid (*as-e-tol'-u-id*), $C_7H_7NH.C_2H_3O$. Acetoorthotoluid. An antipyretic resembling acetanilid. The dose is not accurately determined.

acetomel (*as-et'-o-mel*). See *oxymel*.

acetometer (*as-et-om'-et-er*) [*acetum*, vinegar; *μέτρον*, a measure]. An instrument used in the quantitative determination of acetic acid.

acetometric (*as-et-o-met'-rick*). Pertaining to acetometry.

acetometry (*as-et-om'-et-re*) [*acetum*, vinegar; *μέτρον*, measure]. The quantitative estimation of the amount of acetic acid in vinegar. Usually made by an *acetometer*.

acetomorphine (*as-e-to-mor'-fēn*). Heroine, *q. v.*

aceton. 1. See *acetone*. 2. A proprietary remedy for headache and influenza.

acetonasthma (*as-et-on-as'-mah*) [*acetone; asthma*]. Attacks of dyspnea similar to uremic asthma, accompanied, with restlessness, headache, nausea, vomiting, transient amaurosis, and acetonuria.

acetone, aceton (*as'-et-ōn*) [*acetum*, vinegar], $CH_3.CO\,CH_3$. Dimethylketone. A colorless, mobile liquid, of peculiar odor and burning taste, present in crude wood-spirit; it occurs in small quantities in the blood and in normal urine, and in considerable quantities at times in the urine of diabetic patients. It is miscible with ether, alcohol, and water. It is used as an anesthetic and anthelmintic. Dose 15–20 min (0.9–1.2 Cc.). Syn., *mesitic alcohol; mesityl alcohol; methyl acetyl; acetyl methyl*. See *Chautard, Gunning, Legal, Lieben, Malerba, le Nobel, Penzoldt, Reynolds*. **a. chloroform,** $HO.C(CH_3)_2.CCl_3$, a compound formed by the addition of potash to equal weights of acetone and chloroform. It occurs as white crystals, sparingly soluble in water, more freely in alcohol and glycerol. Its 1% aqueous solution is called *aneson*. It is used as a hypnotic and anesthetic. Dose 15–20 gr. (1.0–1.3 Gm.); for sea, air, or train sickness, dose 5 gr. capsules. A sat. sol. (3 grs. to 1 pint water) per atomizer, relieves hay fever for several hours Syn., *chloretone; trichlortertiary butyl alcohol; trichlorpseudobutyl alcohol*. **a. diethylsulphone,** see *sulphonal*. **a., monochlorated,** C_3H_5ClO, a colorless liquid having a pungent odor, obtained by chlorinating acetone. **a. phenylhydrazone,** $(CH_3)_2C:N_2HC_6H_5$, one of the nitrogen derivatives of ketone. **a. resorcinol,** $C_{15}H_{16}O_4 + H_2O$, a combination of resorcinol with acetone and fuming hydrochloric acid added hot. It occurs in small anhydrous prisms, soluble in alkaline solutions, insoluble in water, alcohol, ether, and chloroform. It melts at 212°–213° C. It is used in the same manner as resorcinol.

acetonemia, acetonæmia (*as-et-on-e'-me-ah*) [*acetone; αἷμα*, blood]. Acetone in the blood.

acetonemic (*as-et-on-e'-mik*) [*acetone; blood*]. Pertaining to acetonemia.

acetones (*as'-et-ōnz*). A class of compounds that may be regarded as consisting of two alcoholic radicals united by the group CO, or as aldehydes in which hydrogen of the group COH has been replaced by an alcoholic radical.

acetonin (*as-et'-on-in*). 1. A body produced by the action of ammonia on acetone. 2. Dihydrotriacetonamine.

acetonitrate (*as-et-o-ni'-trāt*). A double salt, the acetate and nitrate of the same radical.

acetonitril (*as-et-on-i'-tril*), CH_3CN or C_2H_3N. Methyl cyanide. It is a colorless liquid, having an agreeable odor, and is prepared by distilling acetamide with P_2O_5. It may also be produced from prussic acid and diazomethane. It melts at −41° C., boils at 81.6° C., and has a sp. gr. of 0.789 at 15° C. Syn., *carbamine*.

acetonoresorcinol. See *acetone resorcinol*.

acetonum (*as-e-to'-num*). Same as acetone, *q. v.*

acetonuria (*as-et-o-nu'-re-ah*) [*acetone*; οὖρον, urine]. The presence of acetone in the urine.

acetonyl (*as-et'-on-il*), $CH_3—CO—CH_2$. A univalent radical obtained from acetone by taking away one atom of hydrogen.

acetophenetidin (*as-et-o-fen-et'-id-ĕn*). See *phenacetin*.

acetophenone (*as-et-o-fe'-nōn*), $C_6H_5(CO)(CH_3)$. Phenyl methyl ketone; also called hypnone; a hypnotic and antiseptic. It results from the action of zinc methyl upon benzoyl chloride and crystallizes in large plates, melts at 20.5° and boils at 202°. It is without satisfactory action. Dose 4–15 min. (0.26–1.0 Cc.).

acetophenoneorthooxyquinolin (*as-et-o-fē-non-or-tho-oks-e-kwin'-ol-in*), $C_2H_6NO.CH_2.CO.C_6H_5$. A base obtained by interaction between a halogen compound of acetophenone and orthoquinolin in the presence of solvents and an alkali. It forms well-defined salts, is soluble in volatile solvents, and melts at 130° C. It is said to have hypnotic and antineuralgic properties; is odorless, tasteless, and nonirritating.

acetophenonephenetidine (*as-et-o-fē-nōn-fen-et'-id-in*). A condensation-product of acetophenone and paraphenetidine. **a. citrate,**

$$C_6H_4<\begin{matrix}OC_2H_5\\ N=C(CH_3)(C_6H_5).H_3C,\end{matrix}$$

lemon-yellow needles, soluble in ether and hot alcohol, insoluble in water. It melts at 88° C.; is antipyretic and antineuralgic. Dose 8–15 gr. (0.5–1.0 Gm.). Syn., *malarin*.

acetopyrine, acetopyrin (*as-et-o-pi'-rēn, -rin*). A mixture of antipyrine and acetyl salicylic acid, occurring as a whitish, crystalline powder, soluble with difficulty in cold water, ether, and petroleum ether, readily soluble in warm water, alcohol, chloroform, and warm toluol. It is antipyretic. Dose 7 gr. (0.4 Gm.) 6 times daily. Syn., *antipyrine acetylsalicylate*. **a. acetosalicylate,** antipyretic, analgesic, sedative; employed in influenza, bronchitis, rheumatic headache, sciatica, hemicrania, and acute articular rheumatism.

acetorthotoluid (*as-et-or-tho-tol'-ū-id*). An isomere of acetparatoluid, *q. v.*

acetosal (*as-et'-o-sal*). Same as acetyl salicylic acid, *q. v.*

acetosoluble (*as-et-o-sol'-ū-bl*). Soluble in acetic acid.

acetous (*as-e'-tus*) [*acetum*, vinegar]. Resembling vinegar; pertaining to or charged with vinegar or acetic acid.

acetozone (*as-et'-o-zōn*). See *benzoylacetylperoxide*.

acetparaphenetidine (*as-et-par-a-fe-net'-id-ĕn*). Same as *phenacetine*.

acetparatoluid (*as-et-par-ah-tol'-u-id*). $C_9HN_{11}O$. Antipyretic, colorless crystals, slightly soluble in water, moderately soluble in alcohol; it melts at 149° C. Dose 15–30 gr. (1–2 Gm.). Syn., *acetparamidotoluol; paratolylacetamide*.

acetphenetidin, acetphenetidinum (*as-et-fe-net'-id-in, as-et-fe-net-id-i'-num*) [*acetum; phenol*]. A compound derived from phenol, having antipyretic and antineuralgic properties. It is crystalline, tasteless, and almost insoluble in water. Dose 4–30 gr. (0.26–2.0 Gm.). Syn., *phenacetin*.

acetract (*as'-e-trakt*). A non-alcoholic preparation of a drug made with a menstruum containing acetic acid.

acettheocin-sodium (*as-et-the-o-sin-so'-de-um*). Soluble theocin.

acetum (*as-e'-tum*) [L.; gen., *aceti*; pl., *aceta*]. Vinegar. An impure, dilute acetic acid produced by acetous fermentation of wine, cider, or other fruit-juice. In pharmacy, a solution of the active principles of certain drugs in dilute acetic acid. See *vinegar*. **a. acerrimum,** concentrated acetic acid. **a. aromaticum** (N. F.) ["aromatic vinegar"], a mixture of alcohol, water, and acetic acid, aromatized with the oils of rosemary, lavender, juniper, peppermint, cassia, lemon, and cloves. **a. britannicum,** an aromatic vinegar consisting of glacial acetic acid, 600; camphor, 60; oil of cloves, 2; oil of cinnamon, 1; oil of lavender, 0.5. **a. Saturni,** solution of lead subacetate.

acetyl (*as'-et-il*) [*acetum*, vinegar], C_2H_3O. A univalent radical supposed to exist in acetic acid and its derivatives. Aldehyde may be regarded as the hydride, and acetic acid as the hydrate, of acetyl. Syn., *acetosyl; acetoyl; acetoxyl; othyl*. **a.-anhydride,** see *acetic anhydride*. **a.-atoxyl,** an atoxyl substitution product, better known as *arsacetin, q. v.* **a. benzene,** see *acetophenone*. **a. bioxydamide,** see *acetamide*. **a. bromide,** C_2H_3BrO, a reaction-product of acetic acid with phosphorus pentabromide; it is a fuming liquid which turns yellow in the air; it boils at 81° C. It is used as a reagent. **a. carbinol,** $CH_3.CO.CH_2OH$, a saturated ketol produced by the action of water and barium carbonate upon chloracetone, also by fusing cane-sugar and grape-sugar with caustic potash. It is a colorless oil with a feeble, peculiar odor; boils at 145°–150° C. Syn., *pyroracemic alcohol; acetone alcohol; oxyacetone; methyl ketol; acetol*. **a. chloride,** C_2H_3ClO, a reaction-product of acetic acid with phosphorus trichloride; it is a colorless, highly refracting, fuming liquid; sp. gr. 1.1305 at 0° C.; boils at 55° C. It is used as a reagent. **a. ethylphenylhydrazin,** $C_{14}H_{22}N_4O_2$, colorless needles obtained by heating a solution of ethylenephenylhydrazin with an excess of acetic anhydrid. It is recommended as an antipyretic. Syn., *phenylhydrazinacetylethyl*. **a. formyl,** see *aldehyde, pyroracemic*. **a. hydrate,** acetic acid. **a. hydride,** same as *acetic aldehyde*. See under *aldehyde*. **a. iodide,** C_2H_3OI, a reaction-product of acetic acid with iodine and phosphorus; it is a brown, fuming liquid; sp. gr. 1.98 at 17° C.; boils at 105°–108° C. **a. isocyanide,** $(C_2H_3O) - N \equiv C$, a liquid in its simple form, but capable of polymerization as a crystalline solid. It boils at 93° C. Syn., *acetic isocyanide; cyanacetyl*. **a. isoeugenol,** the direct antecedent of vanillin in the manufacture of the synthetic product, and is used as a substitute for vanillin. **a. leukomethylene-blue,** a colorless form of methylene-blue for internal use. **a. methyl,** see *acetone*. **a. oxide,** same as *acetic anhydride*. **a.-paraamidophenylsalicylate,** see *salophen*. **a. peroxide,** $(C_2H_3O)_2O_2$, a thick

liquid, insoluble in water, but readily dissolved by ether and alcohol. It is a powerful oxidizing agent. It is decomposed in sunlight and explodes violently when heated. **a. phenylhydrazid, a. phenyldrazin,** same as *hydracetin* and *pyrodin*. **a. salicylic acid,** same as aspirin, *q. v.* **a. tannin,** a grayish-yellow, slightly hygroscopic, odorless, tasteless powder, soluble in alcohol, dilute sodium phosphate, sodium carbonate, or sodium borate; slightly soluble in hot water and ether; insoluble in cold water; melting at 190° C. It is an astringent and is used internally in chronic diarrhea. Externally, it is used in chronic pharyngitis. Dose 3–7½ gr. (0.2–0.5 Gm.). Application, 3 % solution in 5 % sodium phosphate. Maximum dose 60 gr. (4 Gm.) daily. Syn., *acetannin, tannigen*. **a. thymol,** $C_{12}H_{16}O_2$, a colorless antiseptic liquid with a pungent taste having a specific gravity of 1.009 at 0° C. and boiling at 244.4° C. Syn., *thymol acetate*. **a. tribromsalol,** fine, white acicular crystals which melt at 108 5°; insoluble in water; soluble in alcohol. Syn., *cordyl*. **a. urethane,** see *urethane*.

acetylene (*as-et'-il-ēn*) [*acetum*, vinegar]. C_2H_2. A colorless gas, with a characteristic, unpleasant odor, burning with a luminous, smoky flame. It is formed by the imperfect combustion of illuminating gas and other hydrocarbons.

acetylization (*as-et-il-i-za'-shun*). Act of combining with or producing compounds of acetic acid or acetyl.

acetysal (*as-et'-is-al*). Same as acetosalicylic acid, *q. v.*

achalasia of the cardia (*ak-al-ā-ze-ah*) [ἀ, priv.; χαλάειν, to relax]. Cardiospasm (2), *q. v.*

Achalmé's bacillus (*ak-al'-ma*). An anaerobic bacillus, probably identical with Welch's *Bacillus aerogenes capsulatus;* it has been regarded as the cause of acute articular rheumatism.

ache (*āk*) [AS., *acan*, to ache]. Any continuous or throbbing pain.

acheilia (*ah-ki'-le-ah*) [ἀ' priv.; χείλος, a lip]. The congenital absence of lips.

acheilous (*ah-ki'-lus*) [see *acheilia*]. Lipless.

acheilus (*ah-ki'-lus*) [ἀ. priv.; χείλος, a lip]. A person affected with acheilia.

acheir (*ah'-kir*) [ἀ, priv.; χείρ, the hand]. 1. Acheirous. 2. Said of fishes lacking pectoral fins.

acheiria (*ah-ki'-re-ah*) [ἀ, priv.; χείρ, a hand]. The congenital absence of hands.

acheirous (*ah-ki'-rus*) [see *acheiria*]. Affected with acheiria.

acheirus (*ah-ki'-rus*). An acheirous person, or fetus; one who was born without hands.

achene (*a-kēn'*). Same as *achenium*.

achenium (*ah-ke'-ne-um*) [ἀ, priv.; χαίνειν, gape; pl., *achenia*]. In biology, a small, dry, one-seeded, indehiscent fruit.

achibromine (*ak-e-bro'-mēn*). Trade name of monobromovaleryl-glycolurea; recommended as a substitute for the bromides, and said to be also sedative and hypnotic.

achiiodine (*ak-e-i'-o-dēn*). Trade name of monoiodovaleryl-glycolurea, recommended as a substitute for the alkaline iodides, and said to be also sedative.

achilia (*ah-ki'-le-ah*). See *acheilia*.

Achillea (*ak-il-e'-ah*) [*Achilles*, its reputed discoverer]. Milfoil; yarrow. The herb *A. millefolium*. Its properties are due to a bitter, aromatic, astringent, tonic extractive, *achillein*, and a volatile oil. It has long been used as a vulnerary, and has been highly recommended for intermittent and low exanthematous fevers. Dose 1 oz.–1 pint infusion *ad lib.;* of the *extractive*, 1–3 dr. (4–12 Gm.); of the *volatile oil*, 5–15 min. (0.3–1.0 Cc.). To the genus *Achillea* belong various other unofficial medicinal plants, as *A. moschata*, of the Alps, used in preparing cordials and a diaphoretic medicine, and *A. ptarmica*, or sneezewort, a strong sialagogue.

achillein, achilleinum (*ak-il-e'-in, -i'-num*), $C_{20}H_{28}N_2O_{16}$. A glucoside obtained from *Achillea millefolium* and *A. moschata*. Occurs as a brownish-red, amorphous mass, of a strongly bitter taste, soluble in water, less soluble in alcohol, insoluble in ether. It is stated that divided doses up to 30–75 gr. (2–5 Gm.) cause marked irregularity of the pulse.

Achilles tendon (*ak-il'-ēz ten'-don*). The tendon of the gastrocnemius and soleus muscles, inserted into the back of the heel. **A t. reflex,** contraction of the calf of the leg on tapping the tendo Achillis

achillobursitis (*ak-il-o-bur-si'-tis*) [*Achilles tendon; bursitis*]. Inflammation of the bursæ lying approximate to the Achilles tendon.

achillodynia (*ak-il-o-din'-e-ah*) [*Achilles tendon;* ὀδύνη, pain]. Pain referred to the insertion of the Achilles tendon.

achillorrhaphy (*ak-il-or'-af-e*) [*Achilles tendon;* ῥαφή, suture]. Suture of the Achilles tendon; practised by C. Bayer instead of achillotomy for the sake of lengthening the tendon. This is exposed, the length divided in half, the upper end of one side, the lower end of the other, cut across, and both the cut surfaces united by a suture.

achillotenotomy (*ak-il-o-ten-ot'-o-me*). Same as *achillotomy*.

achillotomy (*ak-il-ot'-o-me*) [*Achilles tendon;* τομή, a cutting]. The subcutaneous division of the Achilles tendon.

achilous (*ah-ki'-lus*). See *acheilous*.

achiria (*ah-ki'-re-ah*). See *acheiria*.

achirous (*ah-ki'-rus*). See *acheirous*.

achirus (*ah-ki'-rus*). See *acheirus*.

Achlea (*ak'-le-ah*). A genus of fungi found on animals.

achlorhydria (*ah-klor-hi'-dre-ah*) [ἀ, priv.; *chlorhydric (acid)*]. Absence of free hydrochloric acid from gastric juice.

achlorides (*ah-klor'-idz*) [ἀ, priv.; *chlorides*]. Salts which are not chlorides; specifically, such salts occurring in the urine.

achloropsia (*ah-klor-op'se-ah*) [ἀ, priv.; χλωρός, green; ὄψις, vision]. Green-blindness.

acholia (*ah-ko'-le-ah*) [ἀ, priv.; χολή, bile]. 1. Absence of biliary secretion. 2. Any condition obstructing the escape of the bile into the small intestine. 3. Asiatic cholera. 4. A mild temperament. **a., pigmentary,** that in which there are deficiency of bile and lack of color in the feces, but no jaundice.

acholic (*ah-kol'-ik*). 1. Affected with acholia. 2. Able to cure jaundice. 3. Due to acholia.

acholous (*ah'-ko-lus*). Pertaining to or affected with acholia.

acholuria (*ah-kol-u'-re-ah*) [ἀ, priv.; χολή, bile; οὖρον, urine]. The absence of bile-pigment in the urine.

achondroplasia (*ah-kon-dro-pla'-ze-ah*) [ἀ, priv.; χόνδρος, cartilage; πλάσσειν, to form]. Lack of development in a cartilaginous structure; the absorption of cartilage during its transformation

into bone. 2. Parrot's term for a form of fetal rickets in which the limbs are short, the curves of the bones exaggerated, and there is an absence of the proliferating zone of cartilage at the junction of the epiphyses. The children are generally still-born. This condition is very much like a fetal cretinism. Also known as *chondrodystrophia fetalis*.

achondroplastic (*ah-kon-dro-plas'-tik*). Pertaining to achondroplasia.

achondroplasty (*ah-kon-dro-plas'-te*). Same as achondroplasia, *q. v.*

achor (*a'-kor*) [ἀχωρ, chaff, scurf, or dandruff: pl., *achores* (*a-kor'-ēz*)]. Crusta lactea, a small pustule, followed by a scab, upon the heads of infants; milk-crust. **a. barbatus,** barber's itch.

achordal (*ah-kor'-dal*) [ἀ, priv.; χόρδη, cord]. Not derived from the notochord.

achoresis (*ah-kor-e'-sis*) [ἀ, priv.; χωρεῖν, to make room; pl., *achoreses*]. Grossi's term for the diminished capacity of a hollow organ, as of the bladder. Syn., *achoria*. Cf. *stenochoria*.

Achorion (*a-ko'-re-on*) [dim. of ἄχωρ, chaff]. A genus of fungous organisms, including several species (possibly modified forms of *Penicillium glaucum*) found in the skin, especially the hair-follicles. **A. keratophagus,** the form causing *onychomycosis*. **A. lebertii,** the parasite of *Tinea tonsurans*. **A. schoenleinii,** the species occurring in ringworm, or *Tinea favosa*.

Achras (*ak'-ras*) [ἀχράς, the wild pear]. A genus of arboraceous plants of the order *Sapotaceæ*. **A. sapota** [*tzochtzapotl*, Mex.], the sapodilla plum; a species indigenous to South America. The fruit is edible, sweet, cloying; said to be beneficial in strangury. The seeds are laxative and diuretic; they are exhibited in emulsion in cases of gravel and renal colic. The bitter astringent bark (*cortex jamaicensis*) has been used as a substitute for cinchona bark. The bark and seeds yield the glucoside *sapotin*. The sap yields chicle-gum.

achreocythemia (*ah-kre-o-si-the'-me-ah*) [ἄχροος, colorless; κύτος, cell; αἷμα, blood]. Lack of coloring matter in the blood.

achroa, achroia (*ah-kro'-ah, ah-kroi'-ah*). Same as *achroma, q. v.*

achroacyte (*ah-kro'-as-īt*) [ἄχροος, colorless; κύτος, cell]. A colorless cell, or lymphocyte.

achroacytosis (*ah-kro-ah-si-to'-sis*) [ἄχροος, colorless; κύτος, cell]. Abnormal development of lymph-cells.

achroiocythemia (*ah-kroi-o-si-the'-me-ah*), or **achrœocythæmia** (*ah-kre-o-si-the'-me-ah*) [ἄχροος, colorless; κύτος, cell; αἷμα, blood]. A deficiency of hemoglobin; also, the diseased state that is associated with such deficiency.

achroiocytosis (*ah-kroi-o-si-to'-sis*). Same as *achroacytosis*.

achroma (*ah-kro'-mah*) [ἀ, priv.; χρῶμα, color]. Absence of color; albinism. Syn., *achromasia; achromatia; achromatosis; achromodermia; vitiligo*. **a., congenital,** see *albinism*. **a. cutis,** see *leukoderma*.

achromacyte (*ah-kro'-mas-it*) [ἀ, priv.; χρῶμα, color; κύτος, cell]. A degenerated, decolorized erythrocyte; a "phantom" or shadow corpuscle. Syn., *Ponfick's shadow corpuscle; Brizzozero's blood-platelet; Hayem's corpuscle* or *hematoblast*.

achromasia (*ah-kro-ma'-ze-ah*) [ἀ, priv.; χρῶμα, color]. (1) An absence of color in the body; cachectic pallor. (2) Loss of stain from a cell, a phenomenon occurring in the *in vitro* method of staining living cell. See *achroma*.

achromate (*ak'-rō-māt*) [ἀ, priv.; χρῶμα, color]. A person who is color blind.

achromatia (*ah-kro-ma'-she-ah*). See *achroma*.

Achromatiaceæ (*ak-ro-mat-e-a'-se-e*) [ἀ, priv.; χρῶμα, color]. Schizomycetes or bacteria which do not form pigment. See *table* p. 835.

achromatic (*ah-kro-mat'-ik*) [ἀ, priv.; χρῶμα color]. 1. Without color. 2. Colorblind. 3. Relating to achromatin. **a. lens,** one the dispersing power of which is exactly neutralized by another lens with the same curvature, but having a different refractive index. **a. spindle,** see *nuclear spindle*.

achromatin (*ah-kro'-mat-in*) [ἀ, priv.; χρῶμα, color]. The groundwork of the nucleus of a cell; it is so called because it is not readily stained by coloring agents.

achromatinic (*ah-kro-mat-sn'-ik*) [*achromatin*]. Pertaining to or containing achromatin.

achromatism (*ah-kro'-mat-izm*) [ἀ, priv.; χρῶμα, color]. 1. Absence of chromatic aberration. 2. Absence of color.

achromatocyte (*ah-kro-mat'-o-sit*) [ἀ, priv.; χρῶμα, color; κύτος, cell]. A decolorized erythrocyte.

achromatolysis (*ah-kro-mat-ol'-is-is*) [ἀ, priv.; χρῶμα, color; λύσις, a solution]. Dissolution of the achromatin of a cell; plasmolysis.

achromatophil (*ah-kro-mat'-o-fil*) [ἀ, priv.; χρῶμα, color; φιλεῖν, to love]. 1. Showing no affinity for stains. 2. A microbe or histologic element which does not stain readily.

achromatophilia (*ah-kro-mat-o-fil'-e-ah*) [*achromatophil*]. The condition of being refractory to staining.

achromatopsia (*ah-kro-mat-op'-se-ah*) [ἀ, priv.; χρῶμα, color; ὄψις, sight]. Color-blindness; daltonism. **a., partial,** a form in which only one pair of colors, which to the normal eye are complementary, appear gray or white. **a., total,** that in which all colors appear white or gray.

achromatosis (*ah-kro-mat-o'-sis*) [ἀ, priv.; χρῶμα, color]. Any disease characterized by deficiency of pigmentation in the integumentary tissues.

achromatous (*ah-kro'-mat-us*) [ἀ, priv.; χρῶμα, color]. Deficient in color.

achromaturia (*ah-kro-ma-tu'-re-ah*) [ἀ, priv.; χρῶμα, color; οὖρον, urine]. A colorless state of the urine.

achromia (*ah-kro'-me-ah*). See *achroma*.

achromic point (*ah-kro'-mik*) [*achroma*]. The point when iodine ceases to give a color when brought in contact with starch undergoing the action of amylolytic enzymes. It occurs when all the erythrodextrin disappears, having been converted into achroö-dextrin and maltose.

achromodermia (*ah-kro-mo-der'-me-ah*) [ἀ, priv.; χρῶμα, color; δέρμα, skin]. An albinotic or colorless state of the skin.

achromophilous (*ah-kro-mof'-il-us*) [ἀ, priv.; χρῶμα, color; φίλειν, to love]. Not readily stained; not chromophilous.

achromotrichia (*ah-kro-mo-trik'-e-ah*) [ἀ, priv.; χρῶμα, color; θρίξ, hair]. Absence of pigment from the hair

achromous (*ah-kro'-mus*) [ἀ, priv.; χρῶμα, color]. Pale, colorless; having no color.

achronizoic (*ah-kron-e-zo'-ik*) [ἀ, priv.; χρονίζειν, to hold out]. A term applied to drugs which are incapable of remaining unchanged for any length of time.

achronychous (*ak-ron'-ik-us*). See *acronychous*.

achroodextrin (*ah-kro-o-deks'-trin*) [ἄχροος, colorless; *dexter*, right]. A reducing dextrin formed by the action of the diastatic ferment of saliva

upon starch. It is a modification of dextrin and may be precipitated by alcohol; it is not converted into sugar by ptyalin, nor colored by iodine.

achylia (*ah-ki'-le-ah*) [ἀ, priv.; χυλός, juice]. Absence of chyle. Syn., *achylosis*. **a. gastrica,** Einhorn's term for a condition of the stomach marked by destruction of the glandular structures with resulting absence of chyme ferment, and even mucus; called *anadenia gastrica* by Ewald. **a. pancreatica,** absence of the pancreatic secretion, resulting in lack of nutrition.

achylosis (*ah-ki-lo'-sis*) [ἀ, priv.; χυλός, juice]. Deficient chylification. See *achylia*.

achylous (*ah-ki'-lus*) [see *achylia*]. Deficient in chyle or in one of the digestive juices.

achymia, achymosis (*ah-ki'-me-ah, ah-ki-mo'-sis*) [ἀ, priv.; χυμός, chyme]. Deficient formation of chyme.

achymous (*ah-ki'-mus*) Deficient in chyme.

acicular (*as-ik'-u-lar*) [*acus*, a needle]. Needle-like.

acid, acidum (*as'-id, -um*) [*acere*, to be sour]. 1. A name applied to any substance having a sour taste. 2. A compound of an electronegative element with one or more atoms of hydrogen which can be replaced by electropositive atoms, when a salt is formed. The majority of acids contain oxygen, and are known as *oxyacids;* those not containing oxygen are termed *hydrogen acids* or *hydracids*. Acids vary in their terminations according to the quantity of oxygen or other electronegative constituent. Those having the maximum of oxygen end in *-ic;* those of a lower degree, in *-ous*. When there are more than two combinations, the prefix *per-* is joined to the highest, and *hypo-* to the lowest. Acids that end in *-ic*, as sulphuric acid, form salts terminating in *-ate;* those ending in *-ous* form salts terminating in *-ite*. **a., abietic, abietinic,** see *abietic*. **a., abric,** $C_{12}H_{24}N_2O$, a crystallizable acid, said to exist in jequirity. **a., absinthic,** an acid obtained from wormwood; said to be identical with succinic acid. **a., acetic,** an acid solution composed of 36 parts of absolute acetic acid, $C_2H_4O_2$, and 64 parts of water. It has strongly acid properties. **a., acetic, dilute,** contains 6% of absolute acid. Dose 1–2 dr. (4–8 Cc.). An impure form, obtained by the destructive distillation of wood, is known as wood-vinegar, or pyroligneous acid. **a., acetic, glacial,** the absolute acid occurring in crystals melting at 22.5° C. It is an escharotic. **a., acetoacetic,** same as *a., diacetic* **a., acetylsalicylic,** same as aspirin. **a., achilleic,** same as *a., aconitic*. **a., aconitic,** $C_6H_6O_6$, occurs in different plants, as *Aconitum napellus*, sugar-cane, and beet-root. It crystallizes in small plates that dissolve readily in alcohol, ether, and water, and melt at 186°–187°. **a., acrylic.** 1. $CH_2 = CH.CO.OH = C_3H_4O_2$. A monobasic acid which may be considered as the oxide of acrolein, a colorless liquid. 2. A general term for organic acids of the group $C_nH_{2n-2}O_2$, comprising two groups, the normal acrylic and the isoacrylic acids. Normal acrylic acids occur in vegetable or animal organisms or are derived from natural products. Isoacrylic acids are formed synthetically by the abstraction of the elements of water from certain acid ethers, which in turn are derived from oxalic acid by substituting 2 molecules of an alcohol radical of the series $C_nH_{2n} + 1$ for an atom of hydrogen. **a., adipic,** $C_6H_{10}O_4$, obtained by oxidizing fats with nitric acid. It crystallizes in shining leaflets or prisms; is soluble in 13 parts of cold water; melts at 148°. It is dibasic. **a., agaric, a., agaricic,** $C_{16}H_{30}O_5 + H_2O$, a resin acid obtained from the fungus *Polyporus officinalis*, growing on larch trees. The acid has been recommended for checking night-sweats. It also checks the other excretions and diminishes thirst. It is mildly cathartic. **a. albumin,** syntonin, *q. v.* **a. s., alcohol,** $CnH_{2n}<^{OH}_{CO_2H}$, monobasic acids having the properties of the monohydric alcohols. They are distinguished as primary, secondary, and tertiary, according as they contain, in addition to the carboxyl group, the group $-CH_2OH$, the radical $=CHOH$, or the group $\equiv C.OH$. Syn., *oxyacids; hydroxy-fatty acids*. Cf. *a., glycollic*. **a. s., aldehyde,** bodies which combine the properties of a carboxylic acid and of an aldehyde. **a., aldepalmitic,** $C_{16}H_{30}O_2$, the chief component of the butter of the cow. **a., alginic,** an organic substance from algæ that combines with bases to form soluble and insoluble compounds. **a., aliphatic,** same as *a., fatty*. **a., allanturic,** $C_7H_{10}N_8O_6$, from allantoin, by the action of dilute nitric acid. **a., alloxanic,** $C_4H_2N_2O_4$, a crystalline acid obtained by treating alloxan with alkalies. **a., alloxypro'teic,** a neutral sulphur compound found in the urine. **a., amidoacetic,** see *glycin*. **a., amidobenzoic,** $C_7H_7NO_3$, occasionally found in the urine. **a., amidosuccinamic,** same as *asparagin*. **a. s., amino,** a large group of nitrogen-holding substances derived from the decomposition of proteins. **a., aminoacetic,** same as *glycocoll, q. v.* **a., anacardic,** $C_{22}H_{32}O_3$, a tetratomic acid obtained by Städler from the cashew-nut. It is used as an anthelmintic in the form of ammonium anacardate. **a., angelic,** $C_5H_8O_2$, a crystalline monobasic acid. It exists free along with valeric and acetic acids in the roots of *Angelica archangelica*, and as butyl and amyl esters in Roman oil of cumin. It crystallizes in shining prisms, melts at 45°, and boils at 185°. It has a peculiar odor and taste. **a., anisic,** $C_8H_8O_3$, obtained by oxidizing anisol and anethol with HNO_3, and from aniseed by the action of oxidizing substances. It is antiseptic and antipyretic, and is used in the treatment of wounds and acute articular rheumatism. Dose of the sodium salt 15 gr. (1 Gm.). Syn., *methylparaoxybenzoic acid*. **a., anisuric,** $C_{10}H_{11}NO_2$, an acid formed by the action of anisyl chloride on the silver compound of glycocoll; it also occurs in the urine after the ingestion of anise. **a., anticyclic,** a white fragrant powder with pleasant, acid taste, readily soluble in water, alcohol, and glycerol; it is used as an antipyretic. It is said to be a mixture of antipyrin and salicylic acid. Dose $\frac{1}{100}$ gr. (0.0006 Gm.). **a., antirrhinic,** an acid from the leaves of digitalis. **a., apiolic,** decomposition product of apiol. **a., apocrenic,** Berzelius' term for a brown, amorphous substance obtained from the sediment of chalybeate waters. **a., arabic,** see *arabin*. **a., arachic, a., arachidic, a., arachinic,** $C_{20}H_{40}O_2 = C_{19}H_{39}.COOH$, a monobasic fatty acid obtained from oil of peanut, *Arachis hypogæa*. **a., argentic,** silver monoxide. **a., aromatic,** a name applied to certain organic acids occurring in the balsams, resins, and other odoriferous principles. Also, in pharmacy, a dilute mineral acid reinforced by aromatic substances in order to modify its flavor. **a.,**

arsenic, a., arsenous, see *arsenic trioxide*. **a., arsinic,** any of the acids formed by the oxidation of arsins or arsonium compounds. **a., ascorbic,** vitamin C. **a., aseptic,** an antiseptic solution consisting of an aqueous solution of 5 Gm. of boric acid in 1000 Gm. of hydrogen dioxide (1.5 %); 3 Gm. of salicylic acid may be added. **a., asparagic, a., asparaginic, a., asparamic,** see *a., aspartic*. **a., aspartic,** $C_4H_7NO_4$, occurs in the vinasse obtained from the beet-root, and is procured from albuminous bodies in various reactions. It is prepared by boiling asparagin with alkalies and acids; crystallizes in rhombic dibasic prisms or leaflets, and dissolves with difficulty in water. **a., aspartic, inactive,** $NH_2C_2H_3(CO_2H)_2$, formed by heating aspartic acid with water or with alcoholic ammonia to 140°–150° C., or with HCl to 170°–180° C. Syn., *asparacemic acid*. **a., atrolactic,** $C_9H_{10}O_3$, a monobasic acid from acetophenone by means of prussic acid and H_2SO_4 or dilute HCl. **a., auric,** $Au(OH)_3$, gold trihydroxide. **a., azelaic, a., azelainic,** $C_9H_{16}O_4$, an oxidation-product of oleic acid, Chinese wax, castor oil, or cocoanut oil; soluble in water, alcohol, and ether, melts at 106°–107° C., and boils at 360° C. Syn., *anchoic acid; lepargylic acid; azelic acid; azeloinic acid*. **a., azotic,** nitric acid. **a. barbituric,** $C_4H_4O_3N_2$, malonyl urea. Colorless crystals, slightly soluble in water and alcohol. See *barbital*. **a., benzamic,** see *a., amidobenzoic*. **a., benzoic,** $C_7H_6O_2$, occurs free, chiefly in gum benzoin and in coal-tar. It crystallizes in white, shining needles or leaflets, melts at 120°, and distils at 250°. It volatilizes readily, its vapor has a peculiar odor. **a., blattic,** see *antihydropin*. **a., blue,** hydrocyanic acid. **a., boric, a., boracic,** see *boron*. **a. of borax,** orthoboric acid. **a., boroboracic, a., boroboric,** a mixture of equal parts of boric acid and borax. **a., borocitric,** a combination of boric and citric acid forming a white powder which is a solvent for urates and phosphates in urinary calculi, gout, etc. Dose 5–20 gr. (0.3–1.3 Gm.). **a., borophenylic,** $C_6H_7BO_2$, obtained by the action of phosphorus oxychyloride upon a mixture of boric acid and phenol. An antiseptic white powder with mild aromatic taste, not easily soluble in water, melting at 204° C. It is fatal to lower forms of life, but does not affect the higher forms Syn., *phenylboric acid*. **a., borasalicylic,** $B(OH)(OC_6H_4.CO_2H)_2$, a combination of boric and salicylic acids in molecular proportion. Used externally instead of salicylic acid. **a., borussic,** hydrocyanic or prussic acid. **a., brom-,** one in which bromine has replaced one or more atoms of hydrogen in the acid radical. **a., bromacetic,** see *a., monobromacetic*. **a., bromhydric,** hydrobromic acid. **a., bromic,** $HBrO_3$, a colorless, acid liquid. **a., bursic, a., bursinic,** a yellow, hygroscopic mass; an aqueous extract of *Capsella bursa-pastoris* produced by the action of lead acetate and ammonia and evaporating. Its aqueous solution is used the same as ergotin, hypodermatically and internally. **a., butic, a., butinic,** see *a., arachic*. **a., butyric,** $C_4H_8O_2$, a viscid acid with a rancid smell. Obtained commercially by fermentation of a mixture of sugar and butter or cheese in an alkaline carbonate, but occurs in various plants, cod-liver oil, juice of meats, and in perspiration. Combined with glycerol as glyceryl butyrate, it is essentially butter. **a., cacodylic,** see *a., dimethylarsenic*. **a., caffeic,** $C_9H_8O_4$, obtained when the tannin of coffee is boiled with potassium hydroxide. **a., cahincic** or **caincic,** see *cahincin*. **a., camphoric,** $C_{10}H_{16}O_4$, a dibasic acid, obtained by boiling camphor with HNO_3; it crystallizes from hot water in colorless leaflets; melts at 178°, and decomposes into water and its anhydride, $C_8H_{14}(CO)_2O$. It is used in night-sweats of phthisis. Dose 10–30 gr. (0.06–2.0 Gm.). **a., capric** or **caprinic,** $C_9H_{19}CO.OH$, occurs in small quantity as a glycerid in cow's butter. It crystallizes in fine needles, melting at 30° C., and is very insoluble in boiling water. **a., caproic,** $C_6H_{12}O_2$, the sixth in the series of fatty acids; a clear, mobile oil, colorless, inflammable, and with a very acid and penetrating taste. **a., caprylic** or **caprillic,** $C_7H_{15}CO.OH$, an acid combined with glycerol, forming a glycerid existing in various animal fats; it is liquid at ordinary temperatures. **a., carbamic,** $H_2N.CO.OH$, carbonic acid in which NH_2 replaces OH; it is not known in the free state; its ammonium salt is contained in commercial ammonium carbonate. The esters of carbamic acid are called urethanes. **a., carbazotic,** see *a., picric*. **a., carbolic,** C_6H_5OH, phenol,—the official designation of this substance,—is procured from coal-tar by fractional distillation. It has a very peculiar and characteristic odor, a burning taste, is poisonous, and has antiseptic properties. The sp. gr. at the melting-point is 1.060–1.066; it crystallizes in colorless rhombic needles that melt at about 40° C., boiling at about 180°, and it is not decomposed upon distillation. At ordinary temperatures it dissolves in water with difficulty (1:19.6 at 25° C.), but is soluble in alcohol, ether, glacial acetic acid, and glycerol in all proportions. It unites with bases to form salts, known as *carbolates*. Upon exposure to light and air it deliquesces and acquires a pinkish color. It is used in the manufacture of many of the artificial coloring-matters, *e. g.*, picric acid, It is a powerful antiseptic and germicide. Internally it is useful in vomiting, fermentation in the stomach, and as an intestinal antiseptic. locally, as a caustic. Dose, internally, ½–2 gr. (0.03–0.13 Gm.). **a., carbolic, camphorated;** a mixture of phenol 1 part and camphor 3 parts. **a., carbolic, chlorinated,** see *trichlorphenol*. **a., carbolic, iodized,** a solution of 20 parts of iodine in 76 parts of phenol with the addition of 4 parts of glycerol. It is used as an antiseptic and escharotic. **a. carbolic, liquefactum** (B. P.). Dose 1–2 min. (0.06–0.13 Cc.). **a., carbolsulphuric,** a mixture of equal parts of phenol and concentrated sulphuric acid. It is used as a disinfectant in 2 to 3 % solution. **a., carbonaceous,** see *carbon dioxide*. **a., carbonaphtholic,** see *a., oxynaphthoic*. **a., carbonic,** CO_2, carbon dioxide; an ultimate product of the combustion of carbon compounds; a colorless, odorless gas, heavier than air, incapable of sustaining respiration. **a., carminic,** $C_{17}H_{18}O_{10}$, a coloring-matter found in the buds of certain plants, and especially in cochineal, an insect inhabiting different varieties of cactus. It is an amorphous, purple-red mass, readily soluble in water and alcohol, and yields red salts with the alkalis. **a., carthamic,** see *carthamin*. **a., caseic,** lactic acid (*q. v.*). **a., catechinic,** or **catechuic,** same as *catechin*. **a., cathartic, a., cathartinic,** an active principle from several species of *cassia*. **a., cerebric,** or **cerebrinic,** $C_{69}H_{113}NO_8$, from brain tissue. **a., cerotic,** or **cerotinic,** $C_{27}H_{54}O_2$,

a fatty acid existing in beeswax and in Chinese wax. **a.-characteristic,** the replaceable hydrogen and the elements immediately bound to it in the molecule of an acid, as the CO.OH of organic acids. **a., chloracetic** [*chlorine and acetic*], an acid, called also *monochloracetic acid* produced by the substitution of chlorine for the hydrogen of the radical in acetic acid. It is sometimes used as a caustic. **a., chloric,** $HClO_3$, an acid known only in its compounds (*chlorates*) and its aqueous solution. **a., cholalic,** see *a., cholic.* **a., choleic,** $C_{24}H_{40}O_4$, from ox-bile. **a., cholesteric,** $C_{12}H_{10}O_7$, an acid obtained by Tappeiner from the oxidation of cholic acid with potassium dichromate and sulphuric acid. This must not be confounded with cholesterinic acid. **a., cholesterinic,** $C_8H_{10}O_3$, a dibasic acid obtained from cholesterin and from cholic acid by action of nitric acid; it occurs as a gum-like, yellow, hygroscopic body with an acrid taste. **a., cholic, a., cholalic,** $C_{24}H_{40}O_5$, from glycocholic and taurocholic acids; it crystallizes from out of a hot solution in small anhydrous prisms, sparingly soluble in water, and melting at 195°. **a., choloidic,** derived from cholalic, acid. **a., chondroitic,** $C_{13}H_{27}SNO_{17}$, from cartilage. **a., chromic** (*chromii trioxidum*, U. S. P.), strictly, the compound H_2CrO_4; it forms salts called chromates. It is a crystalline solid; escharotic. **a., chrysophanic,** $C_{15}H_{10}O_4$, exists in the lichen, *Parmelia parietina*, in senna leaves, and in the rhubarb root. It crystallizes in golden-yellow needles or prisms, melting at 162°. Syn., *rheinic acid.* See *chrysarobin.* **a., cinchotannic,** see *cinchotannin.* **a., cinnamic, a., cinnamylic,** $C_9H_8O_2$, occurs in peru and tolu balsams, in storax, and in some benzoin resins. It has been used in tuberculosis, both internally and externally. Dose 1–10 min. (0.06–0.65 Cc.) hypodermatically. **a., citric,** $C_6H_8O_7$, occurs free in lemons, black currants, bilberries, beets, and in various other acid fruits. It crystallizes with one molecule of water in large rhombic prisms that melt at 100°, are colorless, inodorous, and extremely sharp in taste. It is refrigerant, antiseptic, and diuretic. **a., colopholic, a., colophonic,** an acid obtained from turpentine; it is used in plasters. **a., copahuvic, a., copaivic,** $C_{20}H_{30}O_2$, an almost colorless, coarsely crystalline powder, obtained from copaiba; it is soluble in alcohol, ether, and benzene. Sometimes written *copaibic A.* **a., cresolsulphuric,** $C_7H_7O.SO_2.OH$, exists in the urine in small traces. **a., cresotic, a., cresotinic,** $C_8H_8O_3$, an aromatic acid of which 3 isomeric compounds may be formed by the action of sodium and carbonic anhydride on the 3 modifications of cresol. They all occur in acicular crystals. The para compound, melting at 151° C. is used as an antipyretic in the form of sodium cresolate. Dose 2–20 gr. (0.13–1.3 Gm.); maximum dose 60 gr. (4 Gm.). Syn., *oxytoluic acid; homosalicylic acid.* **a., cresylic,** see *cresol.* **a., cryptophanic,** $C_{16}H_{18}N_2O_{16}$, said to exist in small quantities in human urine. **a., cubebic,** $C_{15}H_{14}O_7(?)$, a white, waxy mass, turning brown on exposure, obtained from cubeb berries, the unripe fruit of *Piper cubeba*, soluble in alcohol, ether, and alkaline solutions, and used as a diuretic. Dose 5–10 gr. (0.3–0.6 Gm.) in pills several times daily. **a., cumic,** $C_{10}H_{12}O_2$, produced by the oxidation of cuminic alcohol with dilute HNO_3. Very soluble in water and alcohol; crystallizes in colorless needles or leaflets; melts at 116° and boils at about 290°. **a., cyanic,** CONH, obtained by heating polymeric cyanuric acid. **a., cyanuric,** see *a., tricyanic.* **a., cynureinic,** $C_{10}H_{14}N_2O_6$, decomposition product of proteids found in dogs' urine. **a., damaluric,** $C_7H_{12}O_3$, found in urine. **a., dextrotartaric,** tartaric acid. **a., diacetic,** $C_4H_6O_3$, an acid present in the urine in certain stages of diabetes and other diseased conditions. **a., dichloracetic,** $CHCl_2.CO_2H$, produced when hydrated chloral is heated with CNK or potassium ferrocyanide and water. At ordinary temperature it occurs as a caustic, colorless liquid, but crystallizes at a low temperature. Sp. gr., 1.522 at 15° C.; boils at 189°–191° C.; soluble in water and alcohol. It is used as an escharotic in skin diseases. **a., diiodosalicylic,** $C_7H_4I_2O_3$, a white, crystalline powder, soluble in alcohol and ether, slightly soluble in water, and melting at 220°–230° C. It is antipyretic, analgesic, and antiseptic, and is used in rheumatism and gout. Dose 8–20 gr. (0.5–1.3 Gm.) 3 or 4 times daily in wafers; maximum dose 30 gr. (2 Gm.). **a., dimethylarsenic,** $As(CH_3)_2OOH$, a substance formed by the oxidation of cacodyl, occurring in large, permanent prisms, odorless and slightly sour. It is soluble in water and alcohol and melts at 200° C. It is considered not to be toxic, and because of its solubility is easily absorbed. Syn., *cacodylic acid.* **a., dithiochlorsalicylic,** $SC_6H.Cl.OH\ COOH$, a reddish-yellow powder obtained by heating a mixture of salicylic acid and sulphur chloride to 140° C. It is recommended as an antiseptic. **a., dithiosalicylic,** $C_{14}H_{10}S_2O_6$, obtained from salicylic acid and sulphur chloride heated to 150° C., and existing in two modifications differing in the solubility of their salts. It is an antiseptic, analgesic, antipyretic, yellowish-gray powder, partly soluble in water. Its lithium and sodium salts only are used in medicine as substitutes for salicylic acid. **a., doeglic,** $C_{15}H_{16}O_2$, a crystalline monobasic acid obtained from the oil of the doegling, or bottle-nosed whale. **a., dracic, a., draconic, a., draconylic,** see *a., anisic.* **a., ethylenelactic,** $CH_2\ (OH).CH_2.CO_2H = C_3H_6O_3$, an acid isomeric with ethidene lactic acid or the lactic acid of fermentation; is obtained from acrylic acid by heating with aqueous sodium hydroxide to 100° C. and in various other ways. It is a thick, uncrystallizable syrup; on heating it loses water and is converted into acrylic acid. Syn., *hydracrylic acid; β-oxypropionic acid; β-hydroxypropionic acid.* **a., ethylenephenylhydrazinsuccinic,** $C_{20}H_{22}N_4O_6$, an acid obtained from an alcoholic solution of ethylenephenylhydrazin and succinic anhydride by boiling. It occurs in acicular crystals, soluble in water. It is used as an antipyretic. **a., ethylidenelactic,** lactic acid. **a., excretolic,** fatty acid from feces. **a.-fast,** a term applied to bacteria (such as the bacilli of tuberculosis and of leprosy) which are not decolorized by mineral acids after having been stained with the ordinary aniline dyes. **a., fatty,** a monobasic acid formed by the oxidation of a primary alcohol. The fatty acids have a general formula of $C_nH_{2n}O_2$. Syn., *aliphatic acid.* **a., fellic,** $C_{25}H_{40}O_4$, a crystalline cholic acid obtained by Schotten from human bile; it is due to admixture with this acid that cholic acid from human bile differs in appearance from that obtained from other sources. **a., filicic,** $C_{14}H_{16}O_5$, from rhiz-

ome of *Dryopteris filix-mas.* **a., fluoric** hydrofluoric acid in aqueous solution; a strong escharotic. **a., formic,** CH_2O_2, an acid obtained from a fluid emitted by ants when irritated; it is also found in stinging nettles, in shoots of the pine, and in various animal secretions. It is prepared by heating oxalic acid and glycerol. It is a colorless, mobile fluid, with a pungent odor; it is a vesicant. **a., gallic,** $C_7H_6O_5$, occurs free in nutgalls, in tea, and in the fruit of various other plants. It is obtained from ordinary tannic acid by boiling it with dilute acids. It crystallizes in fine, silky needles containing one molecule of water. It dissolves slowly in water and readily in alcohol and ether; has a faintly acid, astringent taste; melts at near 220°. It is astringent and disinfectant; useful in night-sweats, diabetes, and chronic diarrhea. **a., gallotannic,** the tannin of nut-galls. **a., gaultheric,** see *methyl salicylate.* **a., gentianic,** *gentisin, q. v.* **a., gluconic,** $C_6H_{12}O_7$, formed by the oxidation of dextrose, cane-sugar, dextrin, starch, and maltose with chlorine or bromine water. Most readily obtained from glucose. It is dextrorotatory, but does not reduce Fehling's solution. Melts at 200°. **a., glutamic, a., glutaminic,** $C_5H_9NO_4$, decomposition product of proteids. **a., glutaric,** $C_5H_8O_4$, found in decomposing pus. **a., glycerinophosphoric, a., glycerinphosphoric,** $C_3H_9PO_6$, a dibasic acid in combination with the fatty acids and cholin as lecithin in the yolk of eggs, in bile, in the brain, and in the nervous tissue. It is formed by mixing glycerol with metaphosphoric acid. It is a pale yellow, oily liquid, without odor, having a sour taste; soluble in water and alcohol; is used in the treatment of neurasthenia, tabes, etc. Dose 1½–5 gr. (0.1–0.3 Gm.) 3 times daily. **a., glycerin-sulphuric,** $C_3H_8SO_6$, a monobasic body forming a series of salts called glycerosulphates. Syn., *sulphoglyceric acid.* **a., glycerophosphoric,** a decomposition product of lecithin. **a., glycerosulphuric,** see *a., glycerinsulphuric.* **a., glycocholic,** $C_{26}H_{43}NO_6$, a monobasic acid found in bile; sparingly soluble in water and crystallizing in minute needles. **a., glycollic,** $C_2H_4O_3$, oxyacetic acid, produced by the action of nascent hydrogen upon oxalic acid. It is a thick syrup that gradually crystallizes on standing over sulphuric acid; the crystals melt at 80° and deliquesce in the air. It dissolves readily in alcohol, water, or ether. **a., glycosuric,** an acid sometimes occurring in urine. **a., glycuronic,** $C_6H_{10}O_7$. This acid has been found in urine; it probably does not exist there normally, but appears after taking certain drugs, as benzol, indol, nitrobenzol, and the quinine derivatives. **a., guaiacolcarbonic, a., guaiacolcarboxylic,** $C_8H_8O_4$, a monobasic crystalline acid, melting at 150° C. It is antiseptic and antipyretic. **a., gummic,** see *arabin.* **a., gymnemic,** $C_{32}H_{52}O_{12}$, a greenish-white, amorphous powder with a harsh acid taste, soluble in alcohol and chloroform and slightly soluble in water and ether. It is obtained from the leaves of *Gymnema sylvestre,* and obtunds the taste for bitter or sweet things, but not for sour, pungent, or astringent ones. It is used as a mouth-wash in 12% hydroalcoholic solution before taking nauseous medicines. **a., helvellaic,** an acid which destroys red blood-corpuscles, obtained by Böhm from juice of the mushrooms belonging to the genus *Helvella.* **a., helvellic,** $C_{13}H_{22}O_3$, an acid from fresh belladonna. It is a yellow, transparent, syrupy liquid of strong acid reaction. **a., hexuronic,** vitamin C. **a., hippuric,** $C_9H_9NO_3$, occurs in large amount in urine of herbivorous animals, sometimes in that of man. It crystallizes in rhombic prisms, and dissolves readily in hot water and alcohol. Syn., *benzoyl glycocoll.* **a., homogentisic,** $C_8H_8O_4$, same as *a., oxymandel,* an acid separated by Baumann from highly-colored urine, believed to be formed by the action of bacteria on the tyrosin normally found in pancreatic digestion. **a., hydra-,** see *hydrogen acids* under *acid.* **a., hydracrylic,** $C_3H_6O_3$, an acid isomeric with lactic acid. See *a., ethylenelactic.* **a., hydriodic,** HI, a gaseous acid. Its solution (*acidum hydriodicum dilutum,* U. S. P.) and a syrup prepared from it, *syrupus acidi hydriodici* (U. S. P.), are used as alteratives, with the general effects of iodine. Dose of the *syrup* 1–4 dr. (4–16 Cc.). **a., hydriodic, dilute,** a 10% solution of hydriodic acid in 90% of water; an alterative of especial value in scrofulosis of children. **a., hydrobromic,** HBr; the dilute acid, which is the chief form used, consists of 10 parts acid and 90 parts water. It is a solvent for quinine, is useful in hysteria, congestive headaches, and neuralgia, and is recommended as a substitute for potassium and sodium bromides. Dose 20 min.–2 dr. (1.3–8.0 Cc.). **a., hydrochloric,** HCl, a liquid consisting of 31.9% by weight of HCl gas in 68.1% of water. It is colorless, pungent and intensely acid. Syn., *muriatic acid.* **a., hydrochloric, dilute,** a 10% solution of absolute acid in water. Valuable as an aid to digestion. Dose 3–10 min. (0.19–0.65 Cc.). **a., hydrocyanic, aqueous,** the hydrocyanic acid obtained by distillation, which contains a certain percentage of water before removal by fractional distillation and desiccation. **a., hydrocyanic, dilute,** HCN, a liquid consisting of 2% of the acid with 98% of water and alcohol. It possesses an odor like that of bitter almonds. Prussic acid is found in the bitter almond, the leaves of the peach, and in the cherry-laurel, from the leaves of which it is distilled. It is one of the most active poisons known, death from complete asphyxia being almost instantaneous. It is valuable for its sedative effects in vomiting, whooping-cough, and spasmodic affections. Dose 1–3 min. (0.06–0.2 Cc.). Syn., *prussic acid.* **a., hydrocyanic, vapor,** 1 part of dilute acid in 4–6 parts of water, warmed, and the vapor inhaled to relieve irritable coughs. **a., hydrofluoric,** HF, a compound of hydrogen and fluorine; powerfully corrosive, used for etching on glass. **a., hydroparacumaric,** $C_9H_{10}O_3$, occurs in urine in minute quantities. **a., hydrosulphuric,** H_2S, a gas formed during the putrefaction of albuminous substances; it occurs in sulphur mineral waters, and is produced by the action of mineral acids on metallic sulphides. It has the odor of rotton eggs. Syn., *hydrogen sulphide; sulphureted hydrogen; sulphhydric acid.* **a., hypochlorous,** HClO, an unstable compound, important as a disinfecting and bleaching agent. **a., hypogeic, a., hypogæic,** $C_{16}H_{30}O_2$, a monobasic acid found in peanut (*Arachis hypogæa*) oil, occurring as fine, colorless, stellate groups of needles which melt at 33° C. and solidify again at 28°–30° C.; soluble in alcohol and ether; insoluble in water. **a., hyponitrous,** HNO, forms hyponitrites. **a., hypophosphorous,** H_3PO_2; its salts (hypophosphites), also the dilute acid, and a syrup prepared from it, are

used as remedial agents. **a., ichthyolsulphonic,** $C_{28}H_{38}S_4O_4$, an acid produced from Tyrolean bituminous mineral by the action of sulphuric acid; it is strongly acid and contains about 16.4% of sulphur. It is antiphlogistic and astringent, and is used in the form of its salts, chiefly "ichthyol," the ammonium salt. **a., igasuric,** from seeds and surrounding pulp of nux vomica. **a., indigosulphuric,** $C_{16}H_{10}S_2N_2O_8$, from indigo by the action of sulphuric acid. **a., indoxylsulphonic,** $C_8H_7NSO_4$, found in urine. **a., indoxylsulphuric,** an acid that, combined with potassium, occurs in the urine as indican. **a., inorganic,** a mineral acid or one in which the carboxyl group CO.OH is absent. **a., inosic, a., inosinic,** $C_{10}H_{14}N_4O_{11}$, found in muscle tissue. **a., iodic,** HIO_3, a monobasic acid. Its solution (2%) has been recommended as an alterative by subcutaneous injection. **a., iodosobenzoic,** $C_6H_4.OI.COOH_2$, a compound analogous in action to iodoform. **a., isobutylcarbonic, a., isobutylcarboxylic,** see *a., valeric, normal.* **a., isobutylformic, a., isopropylacetic,** see *a., isovaleric.* **a., isovaleric,** $(CH_3)_2.CH.CH_2.CO_2H$, an isomer of valeric acid, obtained from oil of valerian or from oxidation of amyl-alcohol; occurs as a transparent, colorless, oily liquid with odor of valerian and old cheese; melts at 51° C.; boils at 174° C. Sp. gr., 0.9470 at 0° C. Used in nervous affections. Maximum dose 10 drops; a day, 40 drops. Syn., *monohydrated valeric acid; valeric acid; primary pentoic acid; isobutyl carboxyl; isopropylacetic acid.* **a., jecoleic,** an acid forming one of the essential constituents of cod-liver oil and isomeric with doeglic acid. **a., kombic,** a compound obtained by Fraser in the lead precipitate from an aqueous solution of alcoholic extract of strophanthin. It is freely soluble in water and of strongly acid reaction. **a., kynureic,** see *a., cynurenic.* **a., lactic,** $HC_3H_5O_3$, a liquid containing 75% of absolute acid in 25% of water, produced in the fermentation of milk. It is useful in aiding digestion, in diabetes, in tuberculosis of the larynx, and as a solvent of false membrane in diphtheria. Dose ½ dr.–½ oz. (2–16 Cc.) in the 24 hours. **a., lactic,** diluted (B. P.), lactic acid, 3 oz., distilled water, sufficient to make one pint. Dose ½–2 dr. (2–8 Cc.). **a., lactolactic, a., lactyllactic,** $C_6H_{10}O_5$, a monobasic acid obtained from a solution of lactic acid heated to 130° to 140° C. Syn., *lactyl lactate; lactic anhydride; lactyl anhydride.* **a., lanoceric,** $C_{26}H_{52}O_4$, an acid resulting from the saponification of lanolin; it melts at 104° C. **a., lanopalmitic,** $C_{16}H_{32}O_2$, resulting from the saponification of lanolin. It melts at 87°. **a., leucamic,** see *leucin.* **a., levulinic,** $C_5H_8O_3$, obtained from levulose, cellulose, cane-sugar, etc.; a very hygroscopic crystalline substance, soluble in water, ether, or alcohol, and melting at 33.5° C. **a., linoleic,** $C_{18}H_{32}O_2$, occurs as a glycerid in drying oils, such as linseed oil, hemp oil, poppy oil, and nut oil. **a., lupamaric,** the bitter acid of hops. **a., lysuric,** $C_6H_{12}(COC_6H_5)_2N_2O_3$, a substance obtained by Drechsel from lysin by action of benzoyl chloride. **a., maleic, a., maleinic,** $C_4H_4O_4$, obtained from malic acid by distillation; it occurs in prisms, soluble in water, alcohol, and ether, melting at 130° C., boiling at 160° C. **a., malic,** $C_4H_6O_5$, a bibasic acid, occurring free or in the form of salts in many plant-juices, in unripe apples, in grapes, and in mountain-ash berries. It forms deliquescent crystals that dissolve readily in alcohol, slightly in ether, and melt at 100°; it has a pleasant acid taste. **a., malonic,** $C_3H_4O_4$, occurs in the deposit found in the vacuum pans employed in beet-sugar manufacture; it may be obtained by the oxidation of malic acid with chromium trioxide. **a., mandelic,** $C_6H_5.CH(OH).CO_2H$, formed from benzaldehyd by the action of prussic acid and HCl. **a., mannitic,** $C_6H_{12}O_7$, from sugars by oxidation. **a., margaric, a., margarinic,** $C_{11}H_{34}O_2$, a monobasic acid existing in nearly all animal fats and occurring as a solid substance melting at about 60° C. It is believed by some to be a mere mixture of palmitic and stearic acids. **a., marine,** hydrochloric acid. **a., meconic,** $C_7H_4O_7$, a tribasic acid, occurring in opium in union with morphine. It crystallizes with $3H_2O$ in white laminæ. **a., mephitic,** carbon dioxide. **a., mesotartaric,** inactive tartaric acid obtained by heating 30 parts of tartaric acid with 4 parts of water for 2 hours to 165° C. **a., metaphosphoric,** HPO_3, a glassy solid, freely soluble in cold water, and converted by boiling into orthophosphoric acid. It is used as a test for albumin in the urine. **a., mineral,** see *a., inorganic.* **a., monobromacetic,** $C_2H_3BrO_2$, produced by heating acetic acid with bromine; it is escharotic and antiseptic. Syn., *bromacetic acid.* **a., monochloracetic,** $C_2H_3ClO_2$, from chlorine by action of boiling acetic acid containing sulphur and iodine; used in xanthoma. **a., monoiodosalicylic,** $C_7H_5IO_3$, produced by boiling salicylic acid with iodine and alcohol. It is used in acute articular rheumatism. Dose 15–45 gr. (1–3 Gm.) a day. **a., mononitrosalicylic,** $C_6H_3(NO_2)OH.CO_2H$, an acid obtained by action of nitric acid on indigo or on salicylic acid. Syn., *indigotic acid; nitrospiroylic acid; nitroanilic acid; anilic acid.* **a., morphoxylacetic,** $C_{17}H_{21}NO_3.C_2H_3CO_2H$, a narcotic similar to morphine but weaker. **a., mucic,** $C_6H_{10}O_8$, from gums and sugars. **a., muriatic,** see *a., hydrochloric.* **a., muriatic, dephlogisticated, a., muriatic, oxygenated,** chlorine. **a., muriatic, superoxygenated,** chloric acid. **a., myoctonic,** an acid obtained from *Palicourea marcgrafii*, occurring as a yellowish, oily, narcotic, and extremely poisonous liquid. **a., myristic,** $C_{14}H_{28}O_2$, from nutmegs. **a., myronic,** $C_{10}H_{19}NS_2O_{10}$, an acid that occurs as a potassium salt in the seeds of black mustard. **a., β-naphthalinsulphonic,** $C_{10}H_7.SO_3H$, an acid occurring in white, opalescent scales with generally a tinge of red; freely soluble in water and alcohol, slightly in ether. It is a sensitive reagent for albumin. **a., naphthionic,** $C_{10}H_6(NH_2).SO_3H$, an acid obtained from naphthylamine by action of ammonium sulphite. It is recommended as an antidote for nitrite poisoning; also in the treatment of acute iodism and in troubles of the bladder originating in the alkalescence of the urine. Dose 40–60 gr. (2.5–4.0 Gm.) daily. Syn., *a-naphthylaminsulphonic acid.* **a., naphthoic,** $C_{11}H_8O_2$, a crystalline substance of which 2 isomeric compounds may be formed by saponification of the 2 modifications of naphthonitril. **a., narcotic,** see *narcotin.* **a., neurostearic,** $C_{18}H_{36}O_2$, from brain-tissue. **a., nicotinic,** $C_5H_5NO_2$, from tobacco **a., nitric,** HNO_3, a liquid consisting of 68% absolute acid in 32% of water. The pure acid is colorless, fuming, and highly caustic. It is used in cauterization of chancres and phagedenic ulcers and as a reagent. **a., nitric, anhydrous,** nitrogen

pentoxide. **a., nitric, dilute,** contains 10% absolute acid. It is used internally to aid digestion, to stimulate the hepatic function, etc. Dose 3–15 min. (0.2–1.0 Cc.), well diluted. **a., nitric, monohydrated,** pure nitric acid. **a., nitro-,** an acid produced from another acid by replacing the hydrogen with nitryl (NO_2). **a., nitroanilic,** same as *a., mononitrosalicylic.* **a., nitrohydrochloric, a., nitromuriatic,** a golden-yellow, fuming mixture of 4 parts of nitric and 15 of hydrochloric acid. It is a solvent of gold; it is valuable in affections of the liver. Dose 1–7 min. (0.06–0.45 Cc.), very dilute. Syn., *aqua regia.* **a., nitrohydrochloric, dilute,** consists of 4 parts nitric acid, 18 parts hydrochloric acid, and 78 parts water. Dose 5–20 min. (0.3–1.3 Cc.), well diluted. **a., nitrosonitric,** fuming nitric acid. **a., nitrospiroylic,** see *a., mononitrosalicylic.* **a., nitrous,** HNO_2, from decomposing nitrites. **a., Nordhausen,** brown, fuming sulphuric acid, first manufactured at Nordhausen. **a., nucleic, a., nucleinic,** any one of a group of organic acids containing C, H, O, N, and a large proportion of P. The nucleic bases are present in the nucleic acid radicals as organic compounds. The nucleic acids occur in nature, free or in combination with albumins, when they are called primary acids. On decomposition they yield nucleic bases, and according to their origin are termed *sperma*-nucleic acid, *thymono*-nucleic acid, *yeast*-nucleic acid, etc. According to Kossel, there are in reality only 4 true nucleic acids, viz., adenylic acid, guanylic acid, sarcylic (hypoxanthylic) acid, and xanthylic acid. On decomposition the primary acids give rise to secondary acids which contain more phosphorus than the primary acids, and may or may not give rise to xanthin bases on further decomposition; according to Simon, they may be divided into acids of the type of *plasminic acid* and of *thyminic acid* respectively. **a. number,** see *number.* **a., oleic, a., oleinic,** $C_{18}H_{34}O_2$, an acid present in many fats and oils. It is a colorless oil, crystallizing on cooling, soluble in alcohol, benzol, and the essential oils; insoluble in water. It saponifies when heated with alkaline bases. It is used in making the oleates. **a., organic,** an acid characterized by the presence of the carboxyl group, CO.OH. **a., orthoamidosalicylic,** $C_6H_3(NH_2)$-(OH)COOH, a gray, amorphous, slightly sweet, inodorous powder obtained by reduction of orthonitrosalicylic acid and insoluble in water, alcohol, and ether. It is employed in chronic rheumatism. Dose 3–7 gr. (0.25–0.5 Gm.). **a., orthoboric,** see *boron.* **a., orthophosphoric,** H_3PO_4, ordinary phosphoric acid, as distinguished from metaphosphoric and pyrophosphoric acids. **a., osmic,** OsO_4, the oxide of *osmium,* one of the rarer elements; it occurs as yellow, acrid, burning crystals, yielding an intensely irritating vapor; has been recommended for hypodermatic use in sciatica, strumous glands, and cancer; is used in histology as a fixing agent and stain for fat. **a., otoic,** same as *a., caprylic.* **a., oxalic,** $C_2H_2O_4$, a colorless, crystalline solid, obtained by treating sawdust with caustic soda and potash. Occurs in many plants, chiefly as potassium oxalate; with 2 parts of water it crystallizes in fine, transparent monoclinic prisms. Is soluble in 9 parts of water at moderate temperature and quite easily in alcohol. Has been recommended in amenorrhea. In large doses it is a violent poison. **a., oxaluric,** $C_3H_4N_2O_4$, oxidation product of uric acid. **a., oxuric,** Vauquelin's name for impure alloxanic acid. **a., oxybutyric,** see *oxybutyric.* **a., oxygen,** an acid containing more oxygen than is requisite for saturation. **a., oxymandelic,** $C_8H_8O_4$, occurs in urine in acute yellow atrophy of the liver. **a., oxymuriatic.** 1. Hydrochloric acid. 2. Chloric acid. 3. Chlorine. **a., β-oxynaphthoic,** $C_{11}H_8O_3$, obtained from sodium betanaphthol by the action of carbon dioxide with heat. It is a surgical antiseptic. Syn., *β-naphtholcarboxylic acid; β-carbonaphthoic acid.* **a., oxypropionic,** lactic acid. **a., oxypro'teic,** a neutral sulphur compound found in the urine. **a., palmitic,** $C_{16}H_{32}O_2$, an acid existing as a glycerol ether in palm-oil and in most solid fats. **a., paracresotic,** $C_8H_8O_2$, an intestinal antiseptic. **a., parafumaric,** see *a., maleic.* **a., paralac'tic,** see *sarcolactic.* **a., paraoxyphenylacetic,** $C_8H_8O_3$, found in small quantities in urine. **a. of pearls,** acid phosphate of sodium. **a., pectic,** $C_{16}H_{22}O_{16}$, from pectin. **a., perchloric,** $HClO_4$, a volatile liquid; it forms perchlorates. **a., periodic,** $HIO_4 + 2H_2O$, obtained from iodine by the action of concentrated perchloric acid; is soluble in water and alcohol, slightly in ether, and melts at 130°–133° C. Is a powerful oxidizer. Syn., *heptaiodic acid.* **a., permanganic,** $HMnO_4$, a monobasic acid. **a., perosmic,** see *a., osmic.* **a., phenacetu'ric,** found in urine of herbivorous animals, sometimes in human urine. **a., phenic,** carbolic acid. **a., phenolsulphonic,** see *a., sulphocarbolic.* **a., phenylic,** phenol. **a., phenylsalicylic,** $C_{13}H_{10}O_4$, a white, antiseptic powder, soluble in alcohol, ether, and glycerol, but very slowly in water; used as a dressing like iodoform. Syn., *orthooxydiphenylcarbolic acid; phenylorthooxybenzoic acid.* **a., phenylsulphuric,** see *a., sulphocarbolic.* **a., phocenic,** see *a., valeric.* **a., phosphoantimonic,** a yellowish, very acid substance, obtained from antimonium pentachloride by the action of concentrated aqueous solution of sodium phosphate. Used as an alkaloid reagent. **a., phosphocarn'ic,** $C_{10}H_{17}N_3O_8$, a nitrogenous extraction of muscle. **a., phosphoric,** H_3PO_4, contains 50% each of acid and of water; is obtained from bones or by oxidation of phosphorus. Syn., *orthophosphoric acid.* **a., phosphoric, anhydrous,** P_2O_5, obtained from phosphorus by complete combustion, it is a bulky, light, white deliquescent powder, soluble in water. Used as a chemical agent. **a., phosphoric, dilute,** contains 10% of absolute acid. Used in digestive disturbances, in strumous diseases, and to dissolve phosphatic deposits. Dose 5–30 min. (0.32–2.0 Cc.). **a., phosphoric, glacial, a., phosphoric, monobasic,** see *a., metaphosphoric.* **a., phosphorous,** H_3PO_3, a dibasic oxyacid of phosphorus, containing one atom of oxygen less than phosphoric acid. **a., phosphotungstic,** $H_3PO_4.12WO_3$, used as an alkaloid and peptone test. **a., phtioic,** one isolated from the fat of the tubercle bacilli; it causes the formation of tubercular tissue. **a., picric,** $C_6H_2(NO_2)_3OH$, obtained by nitration of phenol. Forms pale yellow, shining, prismatic, laminar, or columnar crystals, very bitter to taste. Is readily soluble in hot water; its solution dyes silk and wool a beautiful yellow color. It is an antiperiodic and anthelmintic. Is a test for albumin and sugar. Dose 5–15 gr. (0.32–1.0 Gm.) a day. Syn., *carbasotic acid; trinitrophenol.* **a., pimentic,** see *eugenol.* **a., pipitzahoic, a., pipitzahoinic,** C_{18}-

$H_{20}O_3$, a purgative principle discovered by Rio de la Loza in species of *Peresia*, and also obtained from *Trixis radiale*. Used as a mild drastic. Dose 3–5 gr. (0.2–0.3 Gm.). **a., pivalic**, see *a., valeric, tertiary*. **a., plasminic**, a secondary nucleic acid obtainable from yeast. Is soluble in water and precipitates albumins in acid solution. Its phosphoric acid radical is capable of forming a true organic iron compound containing 1 % of iron. On decomposition with mineral acids by boiling it yields nucleic bases and phosphoric acid. **a., plumbic**, PbO_2, lead dioxide. **a., polybasic**, acids containing several carboxyl groups. **a., polychromic**, see *a., aloetic*. **a.-proof**, same as acid-fast, *q. v.* **a., propionic**, $C_3H_6O_2$, an oxidation-product of propylic alcohol; it is a clear, colorless liquid, with an odor like butyric and acetic acids, and a specific gravity of 1.013 at 0° C.; is miscible with water and boils at 141° C. **a., propionylsalicylic**, a compound obtained from salicylic acid by action of anhydrous propionic acid. Used in gout and rheumatism. **a., prussic**, see *a., hydrocyanic*. **a., pyridintricarboxylic, a., pyridintricarbonic**, $C_8H_5NO_6$, an oxidation-product of cinchona alkaloids; it is a white, crystalline powder, soluble in water and alcohol, and melting at 250° C. Is antipyretic, antiseptic, and antiperiodic; used in whooping-cough, typhoid and intermittent fevers, etc., and externally as an injection in urethral inflammation. Dose 10 gr. (0 6 Gm) 5 times daily. Syn., *carbocinchromeronic acid*. **a., pyro-**, an acid formed from another acid by action of heat. **a., pyroboric**, $H_2B_4O_7$, from boric acid by heat. **a., pyrogallic**, $C_6H_6O_3$, pyrogallol, formed by heating gallic acid with water to 210°. It forms white leaflets or needles, is readily soluble in water, less so in alcohol and ether. Useful in the treatment of certain skin diseases; is poisonous and must be used with caution. **a., pyroligneous**, crude acid obtained in the destructive distillation of wood. It is a clear liquid, of reddish-brown color and strong acid taste, with a peculiar penetrating odor described as empyreumatic, due largely to the furfurol it contains. It contains from 4 to 7 % of real acetic acid. **a., pyrophosphoric**, the dihydric phosphate, $2H_2O.P_2O_5$, one of the forms of phosphoric acid. It is poisonous. Its iron salt is used in medicine. The pure acid is a soft glassy mass. **a., pyrosorbic**, see *a., malesic*. **a., quinic**, $C_7H_{12}O_6$, from cinchona bark. **a., rheinic**, see *a., chrysophanic*. **a., ricinoleic**, $C_{18}H_{34}O_3$, the active principle of castor oil. **a., rosolic**, $C_{20}H_{16}O_3$, from rosanilin by action of nitric acid used as a dye and test for acids. **a., rutic**, same as *a., capric*. **a., rutinic**, $C_{27}H_{32}O_{16}$, the coloring principle of rue. **a., salicylacetic, a., salicyloacetic**, $C_9H_8O_5$ a reaction-product of sodium salicylate in a soda solution with sodium monochloracetate; soluble in boiling water and alcohol, slightly in cold water, ether, chloroform, and benzene. It is antiseptic and used in the same manner as salicylic acid. Syn., *acetosalicylic acid; salicyloxyacetic acid; salicylhydroxyacetic acid*. **a., salicylic**, $C_7H_6O_3$, occurs in the buds of *Spiræa ulmaria*, in the oil of wintergreen, and in other varieties of gaultheria. It forms either a white crystalline powder, or white prismatic and acicular prisms without odor or taste. It is soluble in water and in chloroform, and is antiseptic; it is used in the treatment of acute articular rheumatism and myalgia. Dose 5–20 gr. (0.3–1.3 Gm.), not exceeding 1 dr. (4 Gm.) daily. Syn., *orthooxybenzoic acid*. **a., salicylsulphonic, a., salicylsulphuric**, see *a., sulphosalicylic*. **a., salicyluric**, $C_9H_8(OH)NO_3$, a compound found in urine after taking salicylic acid, **a. of salts**, hydrochloric acid. **a., sarcolactic**. $C_3H_6O_3$, occurs in blood and in muscles, to which it gives their acid reaction, especially after the muscles have been in a state of activity. It is also found in urine in phosphorus-poisoning. **a., sclerotic, a., sclerotinic**, an acid found in ergot, of which it is one of the active principles. **a., scoparic**, see *scoparin*. **a. of sea-salt**, hydrochloric acid. **a., septic**, nitric acid. **a. solution**, see *solution*. **a., sphacelinic**, an acid, regarded as the constituent of ergot, which causes gangrene and develops the cachexia of that disease. **a., stearic, a., stearinic**, $C_{18}H_{36}O_2$, associated with palmitic and oleic acids as a mixed ether, in solid animal fats, the tallows. **a., stibious**, $SbCl_3$, a colorless, transparent mass, soluble in alcohol and carbon disulphate, and melting at 73.2° C. It is a caustic. Syn., *antimonious oxide of antimony; antimony trichloride*. **a., stibous**, $C_{18}H_{12}O_3$ (Gmelin), a crystalline substance obtained from oil of bitter almonds by action of fuming sulphuric acid. **a., succinic**, $C_4H_6O_4$, an acid obtained in the distillation of amber, and also prepared artificially. **a., sulphanilic**, $C_6H_4(NH_2).SO_3H$, obtained by heating anilin (1 part) with fuming H_2SO_4 (2 parts) to 180° until SO_3 appears. It crystallizes in rhombic plates which effloresce in the air. It is used as a reagent. **a., sulphazotized**, a class of acids formed from potassium nitrite by action of sulphurous acid. **a., sulphocarbolic**, $C_6H_5HSO_4$, phenyl bisulphate, formed by the union of phenol and sulphuric acid. Its salts, the sulphocarbolates, are used in medicine as intestinal antiseptics, etc. **a., sulphoindigotic, a., sulphoindylic**, see *a., indigosulphuric*. **a. s., sulphonic**, a class of acids of the general formula $Rn.(SO_2.OH)_n$ when Rn is a radical whose quantivalence is N. Such acids are derived from sulphuric acid by the substitution of a radical for hydroxyl; or they may be regarded as acid sulphites derived from sulphurous acid, H_2SO_3, by the replacement of half of its hydrogen by a basic radical. **a., sulphonilic**, see *a., sulphanilic*. **a., sulphophenic**, see *a., sulphocarbolic*. **a., sulphophenolic**, same as *phenolsulphonic acid*. **a., sulphosalicylic**, $C_7H_6SO_6$, an acid obtained from salicylic acid by the action of sulphuric anhydride, occurring as white crystals, soluble in water and alcohol, melting at 120° C., and colored an intense violet-red by ferric chloride. It is used as a test for albumin in urine. Syn., *salicylsulphonic acid*. **a., sulphothiocarbonic**, see *a., xanthogenic*. **a., sulphuric**, H_2SO_4, a heavy, oily, corrosive acid, consisting of not less than 92.5 % sulphuric anhydride and 7.5 % of water. It is used as a reagent and as a caustic. Syn., *oil of vitriol*. **a., sulphuric aromatic**, contains 20 % acid, diluted with alcohol and flavored with cinnamon and ginger. It is used as an astringent in diarrhea and in night-sweats; also in hemoptysis. Dose 5–15 min. (0.32–1.0 Cc.). **a., sulphuric, dilute**, contains 10 % strong acid to 90 % of water. It is used as an astringent. Dose 10–15 min. (0.65–1.0 Cc.), well diluted. **a., sulphuric, fuming**, $H_2SO_4.SO_3$, an oily liquid, fuming in the air, obtained by roasting ferrous sulphate. Syn., *Nordhausen oil of vitriol; Nordhausen acid*. **a., sulphurous**, H_2SO_3, a colorless acid containing

about 6.4 % of sulphurous anhydride in 93.6 % of water. The gas, SO_2, is a valuable disinfectant. The acid is used as a spray or lotion in diphtheria, stomatitis, and as a wash for indolent and syphilitic ulcers. The various hyposulphites are mainly valuable in that they decompose and give off sulphur dioxide. Dose 5 min.–1 dr. (0.32–4.0 Cc.). **a., sulphydric,** see *a., hydrosulphuric.* **a., sumbulic, a., sumbulolic,** see *a., angelic.* **a., sylvic,** $C_{20}H_{16}O_2$, from resin. **a., tannic,** $C_{14}H_{10}O_9$, an astringent acid from nutgalls, occurring in yellowish, scaly crystals. It is soluble in water and alcohol. It is an antidote in poisoning by alkaloids and tartar emetic, and is used as an astringent in catarrh of mucous membranes, and externally in many skin diseases and burns. Dose 1–20 gr. (0.065–1.3 Gm.). Syn., *tannin.* (For preparations of *tannic acid* see respective headings.) **a., tanningenic, a., tanningic,** see *catechin.* **a., tartaric,** $H_2C_4H_4O_6$, an astringent acid widely distributed in the vegetable world, occurring principally in the juice of the grape, from which it deposits after fermentation in the form of acid potassium tartrate (argol). It is chiefly employed in refrigerant drinks and in baking-powders; 20 gr neutralize 27 of potassium bicarbonate, 22 of sodium bicarbonate, and 15½ of ammonium carbonate. Dose 10–30 gr. (0.65–2.0 Gm.). **a., tartaric, inactive,** see *a., mesotartaric.* **a., taurocholic,** $C_{26}H_{45}NSO_7$, occurs in bile; it is very soluble in water and alcohol and crystallizes in fine needles. **a., telluric,** $H_2TeO_4 + 2H_2O$, the dibasic acid of tellurium. **a., tetraboric,** $H_2B_4O_7$, boric acid heated to 160° C., forming a glassy mass. Syn., *pyroboric acid.* **a., tetrathiodichlorsalicylic,** $(S_2.C_6HCl[OH]COOH)_2$, obtained from salicylic acid by the action of sulphuryl chloride, and heat; it occurs as a reddish-yellow powder, soluble in aqueous alkalies. It is antiseptic and used as a dusting-powder. **a., thiacetylenic,** see *a., thioacetic.* **a., thio-,** an acid in which sulphur is substituted for oxygen. **a., thioacetic,** C_2H_4OS, a clear, pungent, sour liquid with a sulphureted hydrogen odor, obtained from glacial acetic acid and phosphorus pentasulphide. It is used as a substitute for sulphureted hydrogen in analysis. Syn., *ethanethiolic acid; thiacetylenic acid; thiacetic acid; acetosulphuric acid.* **a., thiolinic,** a dark mass, consisting of linseed oil and sulphur dioxide, used in skin diseases. Syn., *sulphurated linseed oil; thiolin.* **a., thioncarbonthiol,** see *a., xanthogenic.* **a., thiosalicylic,** $C_7H_6SO_2$, a brownish-yellow mass obtained from amidobenzoic acid by the successive action of nitrous acid and sulphureted hydrogen; a surgical antiseptic. **a., trichloracetic,** $HC_2Cl_3O_2$, an acid formed from acetic acid, 3 atoms of the hydrogen of which are, in the new acid, replaced by chlorine. It is used as a reagent for the detection of albumin in the urine and as a caustic. **a., trichlorcarbolic, a., trichlorphenic,** see *trichlorphenol.* **a., tricyanic,** $H_3C_3N_3O_3$, obtained from tricyanogen chloride by boiling it with water and alkalies. It crystallizes from aqueous solution with two molecules of water in large rhombic prisms; soluble in 40 parts of cold water; easily soluble in hot water and in alcohol. Syn., *cyanuric acid.* **a., trimethacetic, a., trimethylacetic, a., trimethylcarbincarbonic,** see *a., valeric, tertiary.* **a., tropic,** $C_9H_{10}O_3$, from atropine. **a., tumenolsulphonic,** a substance obtained from tumenol by action of fuming sulphuric acid; used as a dusting-powder. **a. s. uramic,** a series of carbamide—CONH— compounds occurring in the urine after the ingestion of amido-acids. They comprise methylhydantoic acid, taurocarbamic acid, uramidobenzoic acid, and tyrosinhydantoinic acid or hydantoin hydroparacumaric acid. They are found after the ingestion of sarcosin or methylglycocoll, of taurin, amidobenzoic acid, and tyrosin respectively. **a., ureous,** see *xanthin.* **a., uric,** $C_5H_4N_4O_3$, an acid found in the urine of all animals, especially man and the carnivora,—rarely in the herbivora,—abundantly in the excrement of birds, reptiles, and mollusks. It exists usually in combination with the metals of the alkaline group. It is separated from urine by adding hydrochloric acid and allowing the crystals to settle. **a. of urine.** 1. Phosphoric acid. 2. Uric acid. **a., urobenzoic,** see *a., hippuric.* **a., urocanic, a., urocaninic,** $C_6H_6N_2O_2 + 2H_2O$, from dogs' urine. **a., uroproteic,** $C_{68}H_{116}N_{20}SO_{24} + nH_2O$, from dogs' urine. **a., valeric, a., valerianic,** $C_5H_{10}O_2$, is formed by oxidizing normal amyl-alcohol. It is a mobile liquid with caustic acid taste and the pungent smell of old cheese. **a., valeric, active,** see *a., methylethylacetic.* **a., valeric, normal,** $CH_3(CH_2)_3CO_2H$, an isomer of valeric acid, first prepared by Lieben and Rossi from pentonitril (C_4H_9CN); it is a liquid with odor of normal butyric acid, boiling at 186° C., melting at 59° C. Sp. gr., 0.9568 at 0° C. Syn., *pentoic acid; normal propylacetic acid; isobutyl carbonic acid.* **a., valeric, tertiary,** $(CH_3)_3C.CO_2H$, a fatty crystalline acid containing a tertiary alcohol radical, discovered by Butlerow, who obtained it synthetically from tertiary butyl alcohol; melts at 35° C.; boils at 163° C. Syn., *pivalic acid; trimethylacetic acid; pseudovaleric acid; trimethacetic acid; pinalic acid; trimethylcarbincarbonic acid.* **a., veratric,** $C_9H_{10}O_4$, occurs with veratrine in sabadilla seeds; soluble in water and alcohol. **a., viburnic,** ordinary valeric acid discovered in *Viburnum opulus.* **a. s., vinic,** acids obtained from alcohol by action of acids. **a., vitriolic,** sulphuric acid. **a., xanthogenic,** HO.CS.SH, an acid not existing in the free state; the xanthates are obtained from it. Syn., *sulphothiocarbonic acid; thioncarbonthiol acid.* **a. s., xanthoproteic,** nitrogenous substances obtained from solutions of proteids by action of nitric acid. **a., xanthylic,** a primary nucleic acid yielding xanthin on decomposition. **a., yeast-nucleic,** $C_{40}H_{59}N_{16}O_{22}.2P_2O_5$, a primary nucleic acid occurring in yeast; it contains a carbohydrate group, as Kossel was able to obtain from it a hexose and a pentose.

acida (*as'-id-ah*) [L.]. Plural of *acidum, q. v.*

acidalbumin (*as-id-al-bu'-min*). A proteid acted upon or dissolved in the stronger acids, and yielding an acid reaction.

acidaminuria (*as-id-am-in-ū'-re-ah*). The presence of an excess of amino-acids in the urine when voided.

acidemia (*as-id-e'-me-ah*). A condition of decreased alkalinity of the blood.

acid-fast (*as'-id-fast*). Not easily decolorized by acids when stained.

acidifiable (*as-id-i-fī'-a-bl*) [*acidum*, acid; *fieri*, to become]. Capable of becoming sour.

acidifiant (*as-id-if'-i-ant*). See *acidifiable.*

acidification (*as-id'-if-ik-a-shun*) [*acidum*, acid; *facere*, to make]. Conversion into an acid; the process of becoming sour.

acidify (*as-id'-if-i*). 1. To convert into an acid. 2. To render sour, to acidulate.

acidimeter (*as-id-im'-et-er*) [*acidum*, acid; *μέτρον*, a measure]. An instrument for performing acidimetry.

acidimetric (*as-id-e-met'-rik*). Pertaining to acidimetry.

acidimetry (*as-id-im'-et-re*) [see *acidimeter*]. Determination of the free acid in a solution by an acidimeter or by chemical reactions.

acidism (*as'-id-izm*). Same as *acidosis, q. v.*

acidity (*as-id'-it-e*) [*acidum*, acid]. The quality of being acid; sourness; excess of acid.

acidity of the stomach, sourness of the stomach due to oversecretion of acid or to fermentation of the food.

acidol (*as'-id-ol*). Trade name of betaine hydrochloride, $C_5H_{11}NO_2Cl$.

acidology (*as-id-ol'-o-je*) [*ἀκίς*, a bandage, a point; *λόγος*, a treatise]. The science of surgical appliances.

acidometer (*as-id-om'-et-ur*). See *acidimeter*.

acidometric (*as-id-o-met'-rik*). See *acidimetric*.

acidometry (*as-id-om'-et-re*). See *acidimetry*.

acidophil, acidophile (*as-id'-o-fil*) [*acidum*, acid; *φίλος*, loving]. 1. Susceptible of imbibing acid stains. 2. A substance having an affinity for acid stains.

acidophilus milk (*as-id-off'-il-us*). Milk fermented with cultures of *Lactobacillus acidophilus*.

acidosis (*as-id-o'-sis*) [*acidum*, acid]. Acid intoxication caused by an abnormal production of acids in the body and their faulty elimination.

acidosteophyte (*as-id-os'-te-o-fīt*) [*ἀκίς*, a point; *osteophyte*]. A sharp, or needle-shaped, osteophyte.

acidoxyl (*as-id-oks'-il*). A compound of an acidyl or acid radical with oxygen.

acid-proof (*as'-id-prūf*). Same as *acid-fast, q. v.*

acidulate (*as-id'-u-lāt*). To render acid or sour.

acidulated (*as-id'-u-la-ted*). Somewhat sour or acid.

acidulous (*as-id'-u-lus*) [see *acidulated*]. Moderately sour.

acidulum (*as-id'-u-lum*) [L. dim of *acidum*]. An acid salt.

acidum (*as'-id-um*) [L.]. See *acid*.

aciduric (*as-id-ū'-rik*). Referring to bacteria which can grow in an acid medium, but which grow better in an alkaline medium.

acidyl (*as'-id-il*). The radical of an organic acid, particularly those hydrocarbons of the formula C_nH_{2n+3}.

acidylated (*as-id'-il-a-ted*). Combined with the residue of a fatty acid (acidyl).

acies (*a'-se-ēz*) [*acies*, edge]. Edge, border.

acinesia (*as-in-e'-ze-ah*). See *akinesia*.

acinesic, acinetic. See *akinetic*.

acinetatrophia (*as-in-et-at-ro'-fe-ah*) [*acinesis; atrophia*]. Atrophy due to lack of exercise.

acini (*as'-in-i*) [L.]. Plural of *acinus, q. v.*

aciniform (*as-in'-if-orm*) [*acinus*, a grape]. Grape-like.

acinose (*as'-in-ōs*). See *acinous*.

acinotubular (*as-in-o-tu'-bu-lar*). Applied to a gland or any structure having tubular acini or secreting sacs.

acinous, acinic (*as'-in-us, as-in -ik*). 1. Relating to an acinus or having acini. 2. Resembling a grape or a cluster of grapes; composed of granular concretions.

acinus (*as'-in-us*) [*acinus*, a grape; pl., *acini*]. Any one of the smallest lobules of a compound gland.

acitrin (*as'-it-rin*). Trade name of the ethyl ester of phenyl-cinchoninic acid.

aciurgia (*as-e-er'-je-ah*), or **aciurgy** (*as'-e-er-je*) [*ἀκίς*, point; *ἔργειν*, to work]. Operative surgery.

ackee (*ak'-e*). The fruit of *Blighia sapida*, a tree common in Jamaica. When eaten unripe it gives rise to poisoning, known as the "vomiting sickness of Jamaica."

acladiosis (*ah-kla-de-o'-sis*). A dermatomycosis due to the presence of the *Acladium castellanii*.

aclastic (*ak-las'-tik*). Not refracting.

acleidian (*ah-kli'-de-an*) [*ἀ*, priv.; *κλείς*, the collarbone]. Without clavicles.

acleitocardia (*ah-kli-to-kar'-de-ah*) [*ἀ*, priv.; *κλείειν*, to close; *καρδία*, the heart]. Imperfect closure of the foramen ovale.

acmastic (*ak-mas'-tik*) [*acme*]. Pertaining to disease with regular increase and decrease. (*Epacmastic;* first period. *Paracmastic;* period of decline.)

acme (*ak'-me*) [*ἀκμή*, a point]. 1. The highest point. 2. The crisis or critical stage of disease. 3. Acne; an acne papule; a wart.

acmon (*ak'-mon*) [*ἄκμων*, an anvil]. The incus.

acne (*ak'-ne*) [*ἀκμή*, a point]. A common, usually chronic, inflammatory disease of sebaceous glands, occurring mostly about face, chest, back. Lesions may be papular, pustular, tubercular. Occurs usually between ages of puberty and 24 years, generally worse in winter, and associated with menstrual and gastrointestinal troubles. Individual lesions consist of minute pink, acuminate papules or pimples, in center of which is black-topped comedo (*a. punctata, a. papulosa*). Syn., *acne varus; acne vulgaris; whelk; stone pock; acne boutonneuse; acné éruptive.* **a., adenoid**, see *lupus, disseminated follicular.* **a. adolescentium**, synonym of *a. vulgaris.* **a. agminata**, see *a. coagminata.* **a. albida**, synonym of *milium.* **a., arthritic**, a form common in adults, especially in women at the climacteric, and thought to be connected with the arthritic diathesis. **a. artificialis**, that form that disappears when the cause is removed. **a. atrophica**, synonym of *a. varioliformis.* **a., bromine**, see *a. coagminata.* **a. cachecticorum**, a form occurring in debilitated, cachectic persons after prolonged wasting diseases, as phthisis. The eruption occurs usually on the trunk or legs, and is characterized by flat, dull-red papules and pustules of the size of a pin-head to that of a lentil. **a. cheloidienne**, see *dermatitis papillaris capillitii.* **a., chlorine**, a form occurring among men engaged in manufacturing hydrochloric acid. The skin of the face is pigmented, comedones and pustules of varying size are thickly scattered over the face, brow, scalp, neck, back, upper thorax, genitals, and inner surface of the thighs. Atheromata and curious cornifications resembling those of Darier's disease are present on the scalp. **a. ciliaris**, acne at the edges of the eyelids. **a. coagminata**, a form in which the lesions occur in clusters. The name is generally applied to the acne due to the internal use of bromine or its compounds; the groups of closely aggregated pustules form thick patches covered with scabs of dried pus, presenting beneath a dusky red and often moist surface. **a., concrete**, see *seborrhœa sicca.* **a., congestive**, see *a. rosacea.* **a. contagiosa**, an incoulable pustular disease of horses, said to differ from horse-pox. **a. cornea**, conic, discolored outgrowths, grouped or solitary, consisting of hard plugs of sebaceous matter projecting from the follicles. Syn.,

ichthyosis follicularis. **a. decalvans,** an inflammatory disease of hair-follicles with destruction of the hairs and atrophy or cicatrization of the skin. **a. disseminata,** synonym of *a. vulgaris.* **a., elephantiasic,** see *a., hypertrophica.* **a. erythematosa** see *a. rosacea.* **a., fluent,** see *seborrhœa oleosa.* **a. frontalis,** see *a. varioliformis.* **a. generalis,** acne that has become general over the surface of the body. **a. granulosa,** see *a. cachecticorum.* **a. hordeolans, a. hordeolaris,** a form with the pustules arranged in linear groups. **a. hypertrophica,** a stage of acne rosacea in which there is a permanent, intensely red, non-inflammatory, nodulated thickening of the tips and sides of the nose, expanding it both laterally and longitudinally. **a. indurata,** a variety of acne vulgaris characterized by chronic, livid indurations, the result of extensive perifollicular infiltration. It is especially seen in strumous subjects. **a., iodine,** acne due to the prolonged use of an iodide. **a. keratosa,** a rare form in which a horny plug takes the place of the comedo, and by its presence excites inflammation. **a. luposa,** see *a. telangiectodes.* **a. medicamentosa,** acne due to the internal administration of certain drugs—as iodine, bromine, etc. **a. mentagra,** see *sycosis.* **a. miliaris.** 1. Milium. 2. A pustular variety of acne rosacea. **a., miliary arthritic,** see *a. cachecticorum.* **a., miliary scrofulous,** a variety of the disease usually occurring on the forehead; the pustules are small, discrete, or confluent, and often arranged in geometric figures. **a. molluscoidea, a. molluscum,** see *molluscum contagiosum.* **a. necrotica,** see *a. varioliformis.* **a. pancreat'ica,** small cysts in the pancreas due to obstructions of the smaller ducts. **a. papulosa,** see *acne.* **a., penicilliform,** see *tinea asbestina.* **a. picealis,** a form of dermatitis common in fiber-dressers who work with paraffin and in persons otherwise brought in contact with tar or its vapor. It involves chiefly the extensor surfaces of the limbs. Syn., *tar acne.* **a., pilous,** a variety in which the pustules involve the hair-bulbs **a., pilous, umbilicated,** a variety in which each pustule is umbilicated and pierced by a hair. **a. punctata,** a variety of acne vulgaris. **a. punctata albida,** see *milium.* **a. pustulosa,** a variety of acne vulgaris characterized by abscesses. **a. rhinophyma,** same as *a. hypertrophica.* **a. rodens,** synonym of *a. varioliformis.* **a. rosacea,** a chronic hyperemic or inflammatory affection of the skin, situated usually upon the face, especially the nose, cheeks, forehead, and chin. Syn., *rosacea; telangiectasis faciei; nævus araneus; brandy nose; whisky nose; spider nevus; spider cancer.* **a. rosacea congestiva,** see *a. hypertrophica.* **a., scorbutica,** acne associated with scurvy. **a. scrofulosa,** a variety of acne cachecticorum, occurring in strumous children. **a. sebacea,** synonym of *seborrhea.* **a. sebacea cornea,** see *Darier's disease.* **a. sebacea molluscum,** see *atheroma.* **a., sebaceous, crusty,** see *seborrhœa sicca.* **a., sebaceous, dry, a. sebacea exsiccata,** see *xeroderma.* **a., sebaceous, fluent,** see *seborrhœa oleosa.* **a. simplex,** a variety of acne vulgaris. **a. solaris,** a form due to exposure to the sun, marked by red papules that seldom suppurate, occurring on the nose, lower eyelids, and cheeks. **a. sycosiformis,** same as *sycosis non-parasitica.* **a., syphilitic, a. syphilitica,** a form with inflammation in the follicles, appearing in scattered, pointed pustules with copper-colored base. Syn., *acneiform syphiloderm.* **a. tarsi,** an inflammatory affection of the large sebaceous glands of the eyelashes (Meibomian glands). **a. telangiectodes, a. teleangeiectodes,** Kaposi's name for a nonpustular disease having its origin in the hair-follicles and presenting smooth, shining, circumscribed, hemispheric nodules, pale-pink to brownish-red in color, from a pinhead to a cherry-stone in size. Epithelial cyst formation and degeneration of the hair-follicle attend it. Syn., *disseminated follicular lupus simulating acne; acne luposa; lupus miliaris; lupus follicularis acneiformis; acute disseminated nodular tuberculous lupus.* **a. tuberata, a. tuberculosa,** see *a. indurata.* **a., tuberculoid, a., tuberculous, umbilicated, a. umbilicata,** see *molluscum contagiosum.* **a., varicose,** a form characterized by dilated superficial capillaries. **a. varioliformis,** a somewhat rare disease, situated chiefly about the forehead, at the junction with the hairy scalp, and extending into the hair. The pustules appear in groups. Its etiology is unknown. **a. vulgaris,** see *acne.*

acneform, acneiform (*ak'-ne-form, ak-ne'-e-form*). Resembling acne.

acnemia (*ak-ne'-me-ah*) [ἀ, priv.; κνήμη, leg]. 1. Deficiency in the calf of the leg. 2. A condition marked by total absence of legs.

acnemous (*ak'-ne-mus*) [ἀ, priv.; κνήμη, leg]. Having imperfect calves; having no legs.

acnitis (*ak-ni'-tis*) [ἀκμή, a point; ῖτις, inflammation]. See *hydrosadenitis phlegmonosa.*

Acocanthera (*ak-o-kan-the'-ra*) [ακωκή, a point; ἀνθηρός, blooming]. A genus of plants of the order *Apocynaceæ. A. abyssinica* yields an African arrow-poison, *mshangu,* secured from a decoction of the branches, the toxic property being due to a crystalline glucosid, $C_{39}H_{46}O_{12}$. *A. deflersii* and *A. schimperi* are used as arrow-poisons in Africa. The poisonous principles are crystalline glucosides. *A. venenata* is a species indigenous to southern Africa; a decoction of the bark is used by the natives to poison arrows. The poisonous principle is a glucoside, *acocantherin,* similar to or identical with *ouabain.*

acocantherin (*ak-o-kan'-ther-in*). A glucoside found in Acocanthera, *q. v.*

acœlius (*ah-se'-le-us*). See *acelius.*

acœsis (*ak-o-e'-sis*). See *audition.*

acognosia (*ak-og-no'-ze-ah*) [ἄκος, remedy; γνῶσις, knowledge]. A knowledge of remedies or therapeutics. See *aceognosia.*

acography (*ak-og'-raf-e*) [ἄκος, a remedy; γράφειν, to write]. A description of remedies.

acoin (*ak'-o-in*). Hydrochloride of diparaanysilmonoparaphenetylguanidin, a white powder, used in infiltration anesthesia by Schleich's method in a 1:1000 solution of 0.8 % solution of sodium chloride; also in 1 % aqueous solution in ophthalmology.

acolasia (*ak-o-la-ze-ah*) [ἀκολασία, intemperance]. Unrestrained self-indulgence; lust; intemperance.

acolastic (*ak-o-las'-tik*) [ἀκολασία, intemperance]. Due to, or characterized by, acolasia.

acology (*ak-ol'-o-je*) [ἄκος, remedy; λόγος, a discourse]. *Aceology, q. v.*

acolous (*ah-ko'-lus*) [ἀ, priv.; κῶλον, limb]. Having no limbs.

acomia (*ah-ko'-me-ah*) [ἀ, priv.; κόμη, hair]. Baldness. A deficiency of hair arising from any cause.

acomous (*ah-ko'-mus*) [ἀ, priv.; κόμη, hair]. Hairless, bald.

aconine (*ak'-o-nin*). $C_{36}H_{59}NO_{11}$. A decomposition product of aconitine.

aconite (*ak'-on-īt*). See *aconitum*.

aconitia (*ak-o-nish'-e-ah*). Aconitine or aconitina.

aconitic acid (*ak-on-it'-ik*). See *acid, aconitic*.

aconitin (*ak-on'-it-in*). See *aconitine*.

aconitina (*ak-on-it-i'-nah*). 1. See *aconitine*. 2. An impure aconitine or combination of principles obtained from the root of *Aconitum napellus*, as prepared by Morson. Its salts do not crystallize, but form gum-like masses.

aconitine (*ak-on'-it-ēn*), $C_{33}H_{45}NO_{12}$, *aconitina* (U. S. P.). An intensely poisonous alkaloid from *Aconitum napellus* and other species; it occurs as white, flat crystals of slightly bitter taste. Dose $\frac{1}{100}$ gr. (0.0003 Gm.). Syn., *aconiticum; aconitinum*. **a., amorphous**, a mixture of several bases found in the bulbs of *Aconitum napellus*. Its principal constituents are aconitine and picroaconitine. It is 15 or 20 times less poisonous than pure crystallized aconitine. **a., British**, $C_{34}H_{47}NO_{12}$ (Wright), the alkaloid prepared by Morson from *Aconitum ferox*. It is a yellowish-white, crystalline powder. Dose $\frac{1}{100}$ gr. (0.0002 Gm.). Also called *English aconitine; acraconitine; Morson's napelline or pure aconitine; Hubschmann's pseudaconitine; Flückiger's nepaline*. **a., Duquesnel's**, see *a. nitrate*. **a. hydrobromide**, $C_{33}H_{43}NO_{12}HBr + 2\frac{1}{2}H_2O$ (Jürgens), from crystalline aconitine, occurring as small white tablets, soluble in water and alcohol. Dose the same as the crystalline alkaloid. **a. hydrochloride**, $C_{33}H_{43}NO_{12}HCl + 3H_2O$ (Jürgens), a white, crystalline powder from crystalline aconitine, soluble in water and alcohol. Dose about the same as the alkaloid. Syn., *aconitine chlorhydrate; aconitine hydrochlorite*. **a. nitrate**, $C_{33}H_{43}NO_{12}HNO_3$, fine white prisms or rhombic crystals; it is highly poisonous and is used in neuralgia and rheumatism. Dose about the same as the alkaloid. Syn., *Duquesnel's aconitine*. **a. phosphate**, a salt of aconitine. It occurs as a white, crystalline powder or as a yellowish-white, amorphous powder. **a. salicylate**, a salt of aconitine occurring as a white, crystalline powder or as a yellowish-white, amorphous powder. **a. sulphate**, $(C_{33}H_{45}NO_{12})_2H_2SO_4$, a salt of aconitine occurring as a crystalline powder, in glass-like lumps, or as a yellowish-white, amorphous powder.

aconitum (*ak-on-i'-tum*) [L.]. The root of *Aconitum napellus*. It possesses a bitter, pungent taste, and produces numbness and persistent tingling in the tongue and lips. Is very poisonous. It depresses the heart, respiration, circulation, and paralyzes the sensory nerves. Is antipyretic, diaphoretic, and diuretic. The active principle is *aconitine*. As a diaphoretic and depressant to the circulation it is highly beneficial in fevers, acute **throat** affections, and inflammation of the respiratory organs. Dose $\frac{1}{2}$–2 gr. (0.03–0.13 Gm.). **a. aconiti, abstractum**, has double the strength of the powdered drug or its fluid extract. Dose $\frac{1}{2}$–1 gr. (0.016–0.065 Gm.). **a., extractum**. Dose $\frac{1}{6}$–$\frac{1}{3}$ gr. (0.011–0.022 Gm.). **a., fluidextractum** (U. S. P.), has a strength of 1 drop to the grain of the powdered drug. Dose $\frac{1}{2}$–2 min. (0.03–0.13 Cc.). **a., linimentum** (B. P.), aconite root, camphor, and rectified spirit. **a., oleatum**, a 2% solution of aconite in oleic acid. **a., tinctura** (U. S. P.), contains aconite 10, alcohol and water each sufficient to make 100 parts. Dose 10 min. (0.6 Cc.). **a., unguentum** (B. P.), 8 grains to the ounce.

aconuresis (*ah-kon-u-re'-sis*) [ἀ, priv.; *conari*, to strive; οὔρησις, urination]. Involuntary discharge of urine.

acoprosis (*ah-kop-ro'-sis*) [ἀ, priv.; κόπρος, excrement]. Deficient formation of feces.

acoprous (*ah-kop'-rus*). Characterized by the absence of excrement in the bowels.

acopyrine (*ak-o-pi'-rin*). A combination of aspirin and antipyrine; it is used in rheumatism. Dose, 0.5 gm. 5 or 6 times daily.

acor (*a'-kor*) [L.]. Acrimony: acidity, as of the stomach.

acorea (*ah-ko-re'-ah*) [ἀ, priv.; κόρη, pupil]. Absence of the pupil.

acoria (*ah-ko'-re-ah*) [ἀ, priv.; κόρος, satisfaction]. 1. A greedy or insatiable appetite. 2 Temperance in eating. 3. A nervous stomach affection characterized by a sense of fulness.

acorin (*ak'-o-rin*). A bitter glucoside obtained from *Acorus calamus*, or sweet flag.

acormus (*ah-kor'-mus*) [ἀ, priv.; κορμός, the trunk]. A monster without a trunk or body.

acorus (*ak'-o-rus*). See *calamus*.

acosmia (*ah-kos'-me-ah*) [ἀ, priv.; κόσμος, order]. 1. Poor health. 2. Irregularity in the course of a disease. 3. Ataxia. 4. Baldness. 5. Any deformity causing irregularity of the features. Syn., *acosmy*.

acoulalion (*ah-koo-la'-le-on*). An instrument used in teaching speech to deaf-mutes.

acoumeter, acouometer (*ah-koo'-me-ter, ah-koo-om'-e-ter*) [ἀκούειν, to hear; μέτρον, a measure]. 1. An instrument for measuring the acuteness of hearing. 2. An instrument arranged to give a typical sound of a vowel, which may be used as a standard to which other sounds may be referred.

acoumetric, acoumometric (*ah-koo-met'-rik, ah-koo-mo-met'-rik*). Pertaining to the auditory sense or to the power of estimating the relative distance of sounds. Syn., *acusmetricus; acusmometricus*.

acoumetry (*ah-koo'-met-re*) [ἀκούειν, to hear; μέτρον, a measure]. The measurement or testing of the acuteness of the hearing.

acouophony (*ah-koo-of'-on-e*) [ἀκούειν, to hear; φωνή, sound]. Same as auscultatory percussion.

acouoxylon (*ah-koo-oks'-il-on*) [ἀκούειν, to hear; ξύλον, wood]. A wooden (pine) stethoscope.

acouphone (*ah-koo'-fōn*) [ἀκούειν, to hear; φωνή, sound]. A mechanism to aid defective hearing.

acousia (*ah-koo'-se-ah*) [ἀκουσία, constraint]. 1. Involuntary action. 2. The faculty of hearing; audition.

acousma (*ah-koos-* or *kows'-mah*) [ἀκουσμα, thing heard; pl., *acousmata*]. An auditory hallucination; a condition in which imaginary sounds are noticed by the patient, are believed by him to be real.

acousmatagnosis (*ah-koos-mat-ag-no'-sis*). Inability to memorize sounds.

acousmatamnesia (*ah-koos-mat-am-ne'-se-ah*). Inability to remember sounds.

acousmetric (*ah-koos-met'-rik*). See *acoumetric*.

acoustic (*ah-koos'-tik*, or *a-kows'-tik*) [ἀκουστικός]. Relating to the ear or science of sound. **a. duct**, the external meatus of the ear. **a. nerve**, the eighth cranial nerve. **a. tetanus**, the rapidity of the induction shocks in a frog's nerve-muscle preparation, as measured by the pitch of a

vibrating rod. **a. tubercle,** a rounded elevation on either side of the floor of the fourth ventricle.

acousticon (*ah-koos'-tik-on*). An ear-trumpet.

acoustics (*ah-koos'-tiks* or *a-kows'-tiks*). The science of sound.

acquired (*ak-wīrd*). Pertaining to some habit, disease, etc. which is not congenital.

acquired character. A change in one or more organs of the body which has occurred during the lifetime of the individual, and which is due to disease, or use, or misuse of the organ or organs so affected.

acquired movements (*ak-wi'-erd moov'-ments*). Those brought under the influence of the will only after conscious and attentive effort and practice, in distinction from reacquired movements, those reinstated in their former proficiency after injury to the motor regions of the brain.

acracholia (*ak-ra-ko'-le-ah*) [ἀκρᾰχολία]. A fit of passion; passionateness.

acraconitine. See *pseudaconitine.*

acrania, acranial (*ah-kra'-ne-ah, ah-kra'-ne-al*) [ἀ, priv.; κρανίον, skull]. The condition of a monster with partial or complete absence of the cranium.

acranius (*ah-kra'-ne-us*) [ἀ, priv.; κρανίον, cranium]. A monster wholly or partly destitute of cranium.

acrasia (*ah-kra'-ze-ah*) [ἀ, priv.; κρασις, moderation]. 1. Intemperance; lack of self-control. 2. Acratia.

acratia (*ah-kra'-she-ah*) [ἀκράτειν: ἀ, priv.; κράτος, force]. Impotence, loss of power.

acraturesis (*ah-krat-u-re'-sis*) [ἀκράτεια, lack of strength; οὔρησις, micturition]. Inability to micturate from atony of the bladder.

Acree-Rosenheim formaldehyde reaction in testing for proteins. Put a few drops of a solution of formaldehyde (1:5000) in a solution of protein and mix well. After 2–3 minutes allow a little concentrated sulphuric acid to flow into the test-tube slowly, so that the two solutions do not mix. A violet color appears at the line of contact.

Acrel's ganglion (*ak'-rel*) [Olaf *Acrel*, Swedish surgeon, 1717–1807]. Ganglion on the extensor tendons of the wrist.

acribometer (*ak-re-bom'-et-ur*) [ἀκριβής, accurate; μέτρον, a measure]. A device for measuring minute objects.

acrid (*ak'-rid*) [*acer*, sharp]. Pungent; irritating.

acridine (*ak'-rid-in*) [*acrid*], $C_{13}H_9N$. A substance with a very pungent odor, produced by heating anilin and salicylic aldehyde to 260° with $ZnCl_2$. It dissolves in dilute acids with a beautiful green fluorescence.

acriflavine (*ak'-re-fla-vēn*). See *flavine.*

acrimony (*ak'-rim-o-ne*) [*acrimonia*]. Irritation, pungency, corrosiveness; an acrid quality or state

acrinia (*ah-krin'-e-ah*) [ἀ, priv.; κρίνειν, to separate]. Diminution or suppression of a secretion or excretion.

acrinyl sulphocyanate (*ak'-rin-il*). An acrid and vesicating substance found in white mustard.

acrisia (*ah-kris'-e-ah*) [ἀ, priv.; *crisis*]. The absence of a crisis from a disease; an unfavorable crisis or turn in the course of an attack of disease.

acritical (*ah-krit'-ik-al*) [ἀ, priv.; κρίσις, a crisis]. Without a crisis; not relating to a crisis.

acritochromacy (*ah-krit-o-kro'-mas-e*) [ἄκριτος, undistinguished; χρῶμα, color]. Color-blindness, achromatopsia.

acroæsthesia. See *acroesthesia.*

acro-agnosis (*ak-ro-ag-no'-sis*) [ἄκρον, extremity; γνῶσις, knowledge]. Absence of sense perception in a limb.

acroanesthesia (*ak-ro-an-es-the'-ze-ah*) [ἄκρον, extremity; ἀναλσθησια, want of feeling]. Anesthesia of the extremities.

acroarthritis (*ak-ro-ar-thri'-tis*). Arthritis of the extremities.

acroasphyxia (*ak-ro-as-fiks'-e-ah*) [ἄκρον, extremity; ἀ, priv.; σφύξις, pulse]. Asphyxia of the extremities. Phenomenon of Raynaud.

acro-ataxia (*ak-ro-at-aks'-e-ah*) [ἄκρον, extremity; *ataxia*]. Impairment of the intrinsic muscles of the hands and feet, as distinguished from ataxia of the proximal muscles of the upper and lower extremities; see *proximo-ataxia.*

acroblast (*ak'-ro-blast*) [ἄκρον, extremity; βλαστός, a germ]. That part of the germinal membrane of the embryo which gives rise to blood-vessels filled with blood and probably connective tissue.

acrobystia (*ak-ro-bis'-te-ah*) [ἀκροβυστία, the foreskin]. 1. The prepuce. 2. Circumcision.

acrobystiolith (*ak-ro-bis'-te-o-lith*) [ἀκροβυστία, the prepuce; λίθος, a stone]. A preputial calculus.

acrobystitis (*ak-ro-bis-ti'-tis*). Inflammation of the prepuce.

acrocarpous (*ak-ro-kar'-pus*) [ἄκρον, extremity; καρπός, fruit]. In biology, fruiting at tips.

acrocephalia (*ak-ro-sef-a'-le-ah*) [ἄκρον, the summit; κεφαλή, the head]. Deformity of the head, the top of which is more or less pointed.

acrocephalic, acrocephalous (*ak-ro-sef'-al-ik, ak-ro-sef'-al-us*). Characterized by or affected with acrocephalia.

acrocephalosyndactylia (*ak-ro-sef-al-o-sin-dak-til'-e-ah*) [ἄκρον, the summit; κέφαλη, the head; *syndactylia*]. Congenital malformation consisting of a pointed top of the head and syndactylism of hands and feet.

acrocephaly (*ak-ro-sef'-al-e*) [ἄκρον, a point; κεφαλή, the head]. Same as *acrocephalia.*

acrocheir (*ak'-ro-kīr*) [ἄκρον, point; χείρ, hand]. The ends of the fingers considered together; the forearm and hand.

acrochordon (*ak-ro-kor'-don*) [ἀκροχορδών, literally, the end of a catgut cord]. A pedunculated wart. Synonym of *molluscum fibrosum.*

acrocinesis, acrocinetic. See *acrokinesis, acrokinetic.*

acrocontracture (*ak-ro-con-trak'-chūr*) [ἄκρον, extremity; *contracture*]. Contracture of the joints of one or both extremities.

acrocyanosis (*ak-ro-si-an-o'-sis*) [ἄκρον, extremity; κύανος, blue]. Blueness of the extremities due to vasomotor disturbance.

acrodermatitis (*ak-ro-der-mat-i'-tis*) [ἄκρον, extremity; δέρμα, skin; ιτις, inflammation]. Inflammation of the skin of an extremity. **a., perstans,** acrodermatitis which constantly recurs.

acrodigitalins (*ak-ro-dij'-it-al-ins*). Digitalis substances which do not possess the general characteristics of glucosides.

acrodont (*ak'-ro-dont*) [ἄκρον, summit; ὀδους, tooth]. A term applied to a tooth which is ankylosed by its root to a bony point.

acrodynia, acrodyny (*ak-ro-din'-e-ah, ak'-ro-din-e*) [ἄκρον, extremity; ὀδύνη, pain]. 1. Epidemic erythema; a disease closely allied to pellagra. Characterized mainly by pricking pains in the palm and soles, hyperesthesia followed by anesthesia of these parts, and an erythematous eruption, preceded by bullæ, chiefly on hands and feet. Followed by exfoliation and dark-brown or black pigmentation. Syn., *pedional-*

gia epidemica; erythema epidemicum. 2. Clarus' term for a rheumatic disorder of the nerves. 3. Multiple neuritis of the fingers or toes.

acroesthesia (*ak-ro-es-the'-ze-ah*) [*ἄκρος*, extreme; *ἄκρον*, extremity; *αἴσθησις*, sensation]. 1. Exaggerated sensitiveness or sensibility. 2. Pain in the extremities.

acrognosis (*ak-rog-no'-sis*) [*ἄκρον*, extremity; *γνῶσις*, knowledge]. Cenesthesis of the extremities.

acrokinesis (*ak-ro-kin-e'-sis*) [*ἄκρος*, extreme; *κίνησις*, movement]. Abnormal freedom of action, as in certain cases of hysteria.

acrokinetic (*ak-ro-kin-et'-ik*). Characterized by acrokinesis.

acrolein (*ak-ro'-le-in*) [*acer*, sharp; *oleum*, oil], C_3H_4O. Acrylic aldehyde. A colorless, mobile liquid, of pungent odor, derived from the decomposition of glycerol.

acromania (*ak-ro-ma'-ne-ah*) [*ἄκρος*, extreme; *μανία*, madness]. Incurable insanity.

acromastitis (*ak-ro-mas-ti'-tis*) [*ἄκρον*, extremity; *μαστός*, breast; *ιτις*, inflammation]. Inflammation of the nipple.

acromastium (*ak-ro-mas'-te-um*) [*ἄκρον*, extremity; *μαστός*, breast]. The nipple.

Acromatiaceæ (*ak-ro-mat-e-a'-se-e*). See table p. 839.

acromegaly, acromegalia (*ak-ro-meg'-a-le, ak-ro-me-ga'-le-ah*) [*ἄκρον*, extremity; *μεγάλη*, large]. A disease characterized by an overgrowth of the extremities and of the face, including the bony as well as the soft parts. The etiology is unknown. In a number of cases the pituitary body has been enlarged; disease of the thyroid gland has also been found in some instances. Also known as *Marie's disease.*

acromelalgia (*ak-ro-mel-al'-je-ah*). See *erythromelalgia.*

acrometagenesis (*ak-ro-met-ah-jen'-es-is*) [*ἄκρον*, extremity; *μέτα*, beyond; *γένεσις*, origin]. Undue growth of the extremities.

acromial (*ak-ro'-me-al*) [*ἄκρον*, the summit, *ὦμος*, the shoulder]. Relating to the acromion. **a. process,** the acromion.

acromicria (*ak-ro-mik'-re-ah*) [*ἄκρον*, extremity; *μικρός*, small]. Abnormal smallness of the extremities. A condition in which there is a reduction in the size of the nose, ears, and face, as well as hands and feet.

acromioclavicular (*ak-ro-me-o-kla-vik'-u-lar*) [*acromion; clavicle*]. Relating to the acromion and the clavicle.

acromiocoracoid (*ak-ro-me-o-kor'-ak-oid*). Pertaining to the acromion and the coracoid process.

acromiohumeral (*ak-ro-me-o-hu'-mer-al*) [*acromion; humerus*]. Relating to the acromion and the humerus. **a. muscle,** the deltoid.

acromion (*ak-ro'-me-on*) [*ἄκρον*, the summit; *ὦμος*, the shoulder]. The triangular-shaped process at the summit of the scapula.

acromiothoracic (*ak-ro-me-o-tho-ras'-ik*) [*acromion; θώραξ*, thorax]. Relating to the shoulder and thorax.

acromphalus (*ak-rom'-fal-us*) [*ἄκρον*, point; *ὀμφαλός*, the navel]. 1. The center of the umbilicus, to which the cord is attached. 2. The first stage of umbilical hernia, marked by a pouting of the navel. 3. The remains of the umbilical cord attached to the child.

acromyle (*ak-rom'-il-e*) [*ἄκρον*, point; *μύλη*, patella]. The patella.

acromyotonia (*ak-ro-mi-o-to'-ne-ah*) [*ἄκρον*, extremity; *myotonia*]. Myotonia of the extremities.

acronarcotic (*ak-ro-nar-kot'-ik*) [*acer*, sharp; *narcotic*]. 1. Both acrid and narcotic. 2. An agent which combines an irritating and obtunding effect; acting directly upon the peripheral nerves when applied externally, or upon the brain and spinal cord, producing paralysis, convulsions, and narcosis.

acroneurosis (*ak-ro-nū-ro'-sis*) [*ἄκρον*, extremity; *νεῦρον*, a nerve]. Any neurosis manifesting itself in the extremities.

acronychous (*ak-ron'-ik-us*) [*ἀκρόνυχος*]. Having claws, nails, or hoofs; achronychous.

acronyx (*ak'-ro-niks*) [*ἄκρον*, extremity; *ὄνυξ*, a nail]. Ingrowing of the nail.

acropachy (*ak-ro-pak-e*) [*ἄκρον*, extremity; *παχύς*, thick]. Synonym of acromegaly, *q. v.*

acroparalysis (*ak-ro-par-al'-is-is*) [*ἄκρον*, extremity; *παράλυσις*, palsy]. Paralysis of the extremities.

acroparesthesia (*ak-ro-par-es-the'-ze-ah*) [*ἄκρον*, extremity; *παρά*, around; *αἴσθησις*, sensation]. 1. Abnormal or perverted sensation in the extremities. 2. Extreme or confirmed paresthesia.

acropathology (*ak-ro-path-ol'-o-je*) [*ἄκρον*, extremity; *πάθος*, disease; *λόγος*, treatise]. The pathology of the extremities.

acropathy (*ak-rop'-a-the*) [*ἄκρον*, extremity; *πάθος*, disease]. Any disease of the extremities.

acrophobia (*ak-ro-fo'-be-ah*) *ἄκρον*, a height; *φόβος*, fear]. Morbid dread of being at a great height.

acroposthia (*ak-ro-pos'-the-ah*) [*ἄκρος*, extreme; *πόσθη*, foreskin]. The distal part of the prepuce.

acroposthitis (*ak-ro-pos-thi'-tis*) [*ἄκρος*, extreme; *πόσθη*, foreskin]. Inflammation of the prepuce. Posthitis.

acrorrheuma (*ak-ro-ru'-mah*) [*ἄκρον*, an extremity; *ῥεῦμα*, a flux]. Rheumatism of the extremities.

acroscleriasis (*ak-ro-skle-ri'-as-is*) [*ἄκρον*, extremity; *σκληρός*, hard]. Sclerotic changes in the extremities.

acroscleroderma (*ak-ro-skler-o-der'-mah*). See *sclerodactylia.*

acrose (*ak'-rōz*). A substance isolated from condensation-products of glycerose (an oxidation-product of glycerol) and formaldehyde, forming the starting-point for the synthesis of fruit-sugar, grape-sugar, and mannose.

acrosome (*ak'-ro-sōm*) [*ἄκρον*, extremity; *σῶμα*, body]. A small body at the front part of the head of the spermatozoon.

acrosphacelus (*ak-ro-sfas'-el-us*). Gangrene of the digits.

acrostealgia (*ak-ros-te-al'-je-ah*) [*ἄκρον*, extremity; *ὀστέον*, bone; *ἄλγος*, pain]. Pain in one or more of the bones of an extremity.

Acrostichum (*ak-ros'-tik-um*) [*ἄκρον*, a point; *στίχος*, a line of writing]. A genus of ferns of the order *Polypodiaceæ.* *A. aureum*, a tropical species; the rhizome is used in decoction for dysentery and disease of the spleen. A salt prepared from the leaves is applied to ulcers. *A. dicholomum*, an Arabian species [*medjabese* or *mejahoese*]; the leaves are applied to burns. *A. flavens*, a South American species, used as a laxative. *A. furcatum*, an Australian species having edible rhizomes. *A. huacsaro*, a Peruvian species. It is said to be sudorific and anthelmintic. *A. sorbifolium*, a West Indian species. The juice is mixed with oil, ginger, and pepper, and used as a cataplasm in sick headache.

acrosyl (*ak'-ro'sil*). Trade name of a saponified cresol preparation containing 50 to 55 % of cresols.

acrotarsium (*ak-ro-tar'-se-um*) [ἄκρον, the summit; ταρσός, the tarsus]. The instep.

acroteria (*ak-ro-te'-re-ah*) [ἀκρωτῆρια]. The extremities.

acroteriasis (*ak-ro-te-ri'-a-sis*) [ἀκρωτηριάζειν, to cut off the extremities]. Mutilation by the loss of an extremity, especially a hand or foot. In teratology, the absence of such a part.

acroteriasmus (*ak-ro-te-ri-as'-mus*). Same as *acroteriasis*.

acroteric (*ak-ro-ter'-ik*) [ἀκρωτήρια, the extremities]. Relating to the extremities; applied to conditions in which the extremities are most affected.

acrothymion, or acrothymum (*ak-ro-thi'-me-on ak-ro-thi'-mum*) [ἄκρον, summit; *thyme*]. A rugose wart with a broad top.

acrotic (*ah-krot'-ik*) [ἀ, priv.; κρότος, a striking]. 1. Any defective beating of the pulse; failure of the pulse. 2. [ἄκρος, extreme, outmost]. Relating to the glands of the skin; affecting the surface.

acrotism (*ak'-ro-tizm*) [ἀ, priv.; κρότος, a striking]. Same as acrotic (1), *q. v.*

acrotizum (*ah'-krot-izm*). See *acrotic* (1).

acrotrophoneurosis (*ak-ro-trof-o-nu-ro'-sis*) [ἄκρον, an extremity; τροφή, nourishment; νεῦρον, nerve]. A trophic disturbance of the extremities of central origin.

acrylaldehyde (*ak-ril-al'-de-hīd*). See *acrolein*.

act (*akt*) [*agere*, to put in motion]. The fulfilment of a purpose or function. **a., imperative,** the act of an insane person in response to an imperative morbid impulse. **a., sexual,** see *coitus*.

Actæa (*ak-te'-ah*) [ἀκτῆ, the elder]. A genus of ranunculaceous plants having active medicinal qualities. *A. alba*, the white cohosh, has much the same qualities as *A. spicata*. *A. cimicifuga* and *A. racemosa* are more important. See *cimicifuga*. *A. rubra*, red cohosh, and *A. spicata* are purgative and emetic.

acterol (*ak'-ter-ol*). Trade name of viosterol.

actinic (*ak-tin'-ik*) [ἀκτίς, a ray]. Those rays of the spectrum capable of producing chemical changes; found in the violet and ultraviolet parts.

actinism (*ak'-tin-izm*) [ἀκτίς, a ray]. 1. The chemical quality of light, or of the sun's rays. 2. The radiation of heat or light, or that branch, of science which treats of it.

actinium (*ak-tin'-e-um*) [see *actinic*]. A radioactive substance, thought to be an element; found in pitchblende.

actinobacillosis (*ak-tin-o-bas-il-o'-sis*) [ἀκτίς, ray. *bacillus*]. A disease of cattle and other domestic animals due to a bacillus which produces radiate structures in the affected tissues.

actinobolia (*ak-tin-o-bo'-le-ah*) [ἀκτινοβολεῖν, to radiate]. 1. A term formerly used to express the process by which the impulses of the will are conveyed to the different parts of the body. 2. Von Helmont's term for the phenomena now included under hypnotism.

actinobolism, actinobolismus (*ak-tin-ob'-o-lizm, ak-tin-ob-o-liz'-mus*). See *actinobolia*.

actinocerate, actinocerous (*ak-tin-os'-er-āt, -us*) [ἀκτίς, a ray; κέρας, a horn]. Having horn-like processes radiately arranged.

actinochemistry (*ak-tin-o-kem'-is-trē*) [ἀκτίς, a ray; χημεία, chemistry]. Chemistry dealing with decomposition of substances by light.

actinocongestin (*ak-tin-o-kon-jes'-tin*). A substance derived from the tentacles of *Actinia;* it consists of a toxin and a proteid and when injected into animals causes congestion of the viscera.

actinocutitis (*ak-tin-o-kū-ti'-tis*) [ἀκτίς, a ray; *cutis*, skin; ιτις, inflammation]. Same as actinodermatitis, *q. v.*

actinodermatitis (*ak-tin-o-der-mat-i'-tis*) [ἀκτίς, a ray; *dermatitis*]. Cutaneous lesions produced by application of the roentgen-rays. Syn., *radiodermatitis*.

actinogram (*ak-tin'-o-gram*) [ἀκτίς, a ray; γράφειν, to write]. The record made by the actinograph. Skiagram.

actinograph (*ak-tin'-o-graf*). An apparatus to measure the actinism of sunlight. Skiagraph.

actinography. See *actinology*.

actinoid (*ak'-tin-oid*) [ἀκτίς, a ray; εἶδος, like]. Shaped like a ray or star.

actinology (*ak-tin-ol'-o-je*) [ἀκτίς, a ray; λόγος, a discourse]. 1. In biology, that kind of homological relation that exists between the successive segments, regions, or divisions of a part or organ, in that they radiate or spring from it. 2. The science of the chemical action of radiant light: actinography. 3. The part of zoology which treats of the *radiata*.

actinolyte (*ak-tin'-o-lit*) [ἀκτίς, a ray; λύειν, to loose]. An apparatus designed for use in actinotherapy.

actinomere (*ak-tin'-o-mēr*) [ἀκτίς, a ray; μέρος, a part]. A radial segment.

actinometer (*ak-tin-om'-et-er*) [ἀκτίς, a ray; μέτρον, measure]. An apparatus for determining the intensity of actinic rays.

actinomyces (*ak-tin-o-mi'-sēz*) [ἀκτίς, a ray; μύκης, a fungus; pl., *actinomycetes*]. A vegetable parasite, the cause of the disease actinomycosis. It is also called the *ray-fungus*. It probably belongs to the cladothrix group of schizomycetes. As seen in tissues it presents itself in the form of a roset of fine filaments clubbed at their outer ends; in the center are numerous coccus-like bodies, the spores of the organism. See *table Actinomycetaceæ* p. 840.

actinomycoma (*ak-tin-o-mi-ko'-mah*) [*actinomyces;* ὄμα, tumor]. A tumor produced by the actinomyces.

actinomycosis (*ak-tin-o-mi-ko'-sis*) [ἀκτίς, a ray; μύκης, a fungus]. A parasitic, infectious, inoculable disease, first observed in cattle, and also occurring in man, and characterized by the manifestations of chronic inflammation, with or without suppuration, often resulting in the formation of granulation tumors, especially about the jaws. The disease is due to the presence of a parasite, the *ray-fungus*, or *actinomyces*. Syn., *lumpy-jaw; holdfast; wooden tongue*.

actinomycotic (*ak-tin-o-mi-kot'-ik*). Pertaining to actinomycosis.

actinomycotin (*ak-tin-o-mi'-kot-in*). An extract of cultures of actinomyces, prepared on the analogy of tubercle, and used in cases of actinomycosis.

actinon (*ak'-tin-on*). An actinium emanation.

actinoneuritis (*ak-tin-o-nū-ri'-tis*) [ἀκτίς, a ray; νεῦρον, a nerve; ιτις, inflammation]. Neuritis due to exposure to x-rays or radium.

actinopraxis (*ak-tin-o-prak'-sis*) [ἀκτίς, a ray; πράξις, a doing]. Same as actinotherapy, *q. v.*

actinoscopy (*ak-tin-os'-ko-pe*) [ἀκτίς, a ray; σκοπεῖν, to examine]. Examination of the body by the x-rays.

actinotherapy (*ak-tin-o-ther'-ap-e*) [*ἀκτίς*, a ray; *θεραπεία*, therapy]. The therapeutic use of violet and ultraviolet rays.

action (*ak'-shun*) [*agere*, to do or perform]. A doing; a working; especially the performance of a function. **a.**, **after-**, the brief persistence of negative variation of the electric current in a tetanized muscle. **a. s.**, **animal**, voluntary movements. **a. of arrest**, see *inhibition*. **a.**, **automatic**, see *a.*, *reflex*. **a.**, **capillary**, see *attraction, capillary*. **a.**, **catalytic**, **a.**, **contact**, see *catalysis*. **a.**, **chemical**, see *reaction*. **a.**, **diastaltic**, see *a.*, *reflex*. **a.**, **electro-capillary**, electric phenomena resulting from chemical reaction between dissimilar fluids connected by a capillary medium. **a.**, **inhibitory**, see *inhibition*. **a.**, **local**, the production of currents between different parts of the same cell of a galvanic battery. **a. s.**, **natural**, the vegetative functions. **a. s.**, **pseudomotor**, Heidenhain's term for phenomena resulting from stimulation of the chorda tympani after section of the hypoglossal nerve; movements due to vascular or lymphatic engorgement. **a.**, **reflex**, an involuntary movement of part of the body resulting from an impression carried by a sensory of afferent nerve to a center, and then sent back by an efferent nerve to the part, usually at or near the source of irritation. **a.**, **safety-valve**, the incomplete closure of the tricuspid valve, especially in cases of resistance in the pulmonary circulation. **a.**, **sexual**, functioning of the generative apparatus. **a. s.**, **vital**, those essential to the continuance of vitality, as of the heart and lungs.

activate (*ak-tiv-āt*). To render active.

activation (*ak-tiv-a-shun*). The process of activating. 2. The transformation of an inactive zymogen into an active zymogen.

activator (*ak'-tiv-a-tor*). 1. An agent which renders active some other chemical agent such as an enzyme. Also known as *kinase*, or *coenzyme* in the case of ferments. The term is generally applied to biochemical reactions. 2. The internal secretion of the pancreas.

active (*ak'-tiv*) [see *action*]. 1. Energetic; decisive; as *active* treatment. 2. Due to an intrinsic force as distinguished from passive—*e. g.*, *active* hyperemia. **a. optically**, possessing optic rotatory power.

activin (*ak'-tiv-in*). Trade preparation containing organic iodine and purified casein

activity (*ak-tiv'-it-e*) [*agere*, to do or perform]. Capacity for acting; sensibility; vitality; potency; energy. **a.**, **optic**, the property of certain chemical molecules to rotate the plane of polarization, due to the presence of one or several asymmetric carbon atoms in the molecule of every optically active body. Cf. *rotatory power*. **a.**, **sense of muscular**, see *muscular sense*, under *muscular*.

actol (*ak'-tol*). Trade name for silver lactate.

actual (*ak'-chu-al*) [*agere*, to do or perform]. Real; effective. **a. cautery**, see *cautery*.

actuation (*ak-chu-a'-shun*). The mental function that is exercised between the impulse of volition and its performance.

acuclosure (*ak-u-klo'-shūr*) [*acus*, a needle; *claudere*, to close]. A method of arresting hemorrhage by the aid of a needle which holds the artery closed for a day. It embraces *acupressure* and *acutorsion*.

acuductor (*ak-u-duk'-tor*) [*acus*, a needle; *ducere*, to lead]. A needle carrier.

acufilopressure (*ak-u-fi'-lo-pres-ur*) [*acus*, needle; *filum*, a thread; *pressure*]. A combination of acupressure and ligation.

acuition (*ak-u-ish'-un*) [*acuere*, to sharpen]. Increased effect of a drug's action by the addition of another drug.

acuity (*ak-u'-it-e*) [see *acuition*]. Acuteness or clearness, as *acuity* of vision.

aculeate (*ak-u'-le-āt*) [*aculeus*, a sting, prickle]. In botany, armed with prickles, *s.e.*, *aculei;* as the rose and brier. In biology, having a sting.

acumeter (*ak-u'-me-ter*). See *acoumeter*.

acuminate (*ak-u'-min-āt*) [*acuminatus*, pointed; acute]. Sharp-pointed.

acupression, acupressure (*ak-u-presh'-un, ak'-u-presh-ūr*) [*acus*, a needle; *pressura*, pressure]. The operation to stop hemorrhage by compressing the artery with a needle inserted into the tissues upon either side.

acupuncture (*ak'-u-punk-chur*) [*acus*, a needle; *pungere*, to prick]. Puncture of the skin or tissue by one or more needles for the relief of pain, the exit of fluid, the coagulation of blood in an aneurysm, etc.

acus (*a'-kus*) [L.]. A (surgical) needle.

acusection (*ak-u-sek'-shun*) [*acus*, a needle, *secare*, to cut] Sectioning with an electrosurgical needle.

acusia (*ah-koo'-ze-ah*). See *acousia* (2).

acusimeter, acusiometer (*ah-koo-sim'-et-er, ah-koo-se-om'-et-er*). Same as *acoumeter*.

acustica (*ah-koos'-tik-ah*). See *acoustics*.

acusticus (*ah-koo'-stik-us*) [L.]. The auditory, or eighth cranial, nerve.

acute (*ak-ūt'*) [*acutus*, sharp]. Having a rapid onset, a short course, and pronounced symptoms and termination; not chronic. Sharp, severe.

acutenaculum (*ak-u-ten-ak'-u-lum*) [*acus*, a needle; *tenaculum pl.*, *acutenacula*]. A needle-holder

acuteness (*ak-ūt'-nes*) [*acutus*, sharp]. The quality of being acute, rapid or sharp. Referring to vision, used as a synonym of keenness or acuity.

acuticostal (*ak-ūt-i-kos'-tal*) [*acutus*, sharp; *costa*, a rib]. Having projecting ribs.

acutorsion (*ak-u-tor'-shun*) [*acus*, a needle; *torsion*]. The twisting of an artery with a needle as a means of controlling hemorrhage.

acyanoblepsia (*ah-si-an-o-blep'-se-ah*) [*ἀ*, priv.; *κύανος*, blue; *βλέπειν*, to look]. See *acyanopsia*.

acyanoblептic (*ah-si-an-o-blep'-tik*). Affected with or pertaining to acyanoblepsia.

acyanopsia (*ah-si-an-op'-se-ah*) [*ἀ*, priv.; *κύανος*, blue; *ὄψις*, sight]. Inability to see blue colors.

acyclia (*ah-sīk'-le-ah*) [*ἀ*, priv.; *κυκλεῖν*, to circulate]. Arrested circulation of body-fluids.

acyclic (*ah-sik'-lik*) [*ἀ*, priv.; *κυκλικός*, circular] 1. In botany, not whorled. 2. Not characterized by a self-limited course. Cf. *Cyclic*. 3. In chemistry, aliphatic, having the structure of the open chain compounds.

acyesis (*ah-si-e'-sis*) [*ἀ*, priv.; *κύησις*, pregnancy]. 1. Sterility of the female. 2. Non-pregnancy 3. Incapacity for natural delivery. Syn., *aciesis*.

acyeterion (*ah-si-et-e'-re-on*) [see *acyesis*]. An agent to prevent conception.

acyetic (*ah-si-et'-ik*) [*ἀ*, priv.; *κύησις*, pregnancy]. Relating to acyesis.

acyl (*as'-il*). An acid organic radical derived from an organic acid by the removal of a hydroxyl group (OH).

acyoblepsia (*as-i-o-blep-se-ah*). See *acyanoblepsia*.

acystia (*ah-sis'-te-ah*) [*ἀ*, priv.; *κύστις*, bladder]. Absence of the bladder.

acystinervia (*ah-sis-tin-er-ve-ah*) [*ἀ*, priv.; *κύστις*, bladder; *nervus*, a nerve]. Paralysis or lack of nerve stimulus in the bladder.

acystonervia, acystoneuria (*ah-sis-to-nur'-ve-ah, -nu'-re-ah*). See *acystsnervia.*

a. d. Abbreviation for Latin *auris dextra,* right ear.

ad [*ad,* to]. A Latin preposition signifying *to, toward, at,* etc.; as, *ad libitum,* at pleasure or according to discretion.

ad., or **add.** A contraction of *adde,* or *additur,* meaning, add, or let there be added; used in prescription writing.

A. D. A. Abbreviation of American Dental Association.

adacrya (*ah-dak'-re-ah*) [ἀ, priv.; δάκρυον, tear]. Absence or deficiency of the secretion of tears.

adactyl (*ah-dak'-til*) [ἀ, priv.; δάκτυλος, digit]. 1. Without fingers or without toes. 2. A monstrosity that has an absence of digits.

adactylia (*ah-dak-til'-e-ah*) [ἀ, priv.; δάκτυλος, a finger]. Absence of the digits.

adactylism (*ah-dak'-til-izm*) [ἀ, priv.; δάκτυλος, a finger] The absence of the digits.

adactylous (*ah-dak'-til-us*), see *adactylism.*

adactylus (*ah-dak'-til-us*) [ἀ, priv.; δάκτυλος, digit]. Same as adactyl (*2*), *q. v.*

adalin (*ad'-al-in*). A proprietary preparation used as a sedative and hypnotic. It is said to be bromodiethylacetyl urea.

adamantin (*ad-am-an'-tin*) [ἀδάμας, adamant]. Pertaining to adamant. **a. cement,** a substance used for filling teeth, consisting of finely powdered silex or pumice stone mixed with an amalgam of mercury and silver. See *amalgam.* **a. substance,** the enamel of the teeth.

adamantinoma (*ad-am-an-tin-o'-mah*) [ἀδάμας, adamant; ὄμα, tumor]. An epithelial tumor resembling in structure the enamel organ of a developing tooth.

adamantoblast (*ad-am-an-to-blast*). An enamel-cell; a columnar epithelial cell from which the enamel of the teeth is developed. Ameloblast

adamantoblastoma (*ad-am-an-to-blas-to'-mah*) [*adamantoblast;* ὄμα, tumor]. Hyperplasia of the adamantoblast.

Adamkiewicz, demilune cells of (*ad-ahm'-ke-a-vits*) [Albert *Adamkiewicz,* Austrian pathologist, 1850–]. A peculiar form of nerve-corpuscle lying below the neurilemma of medullated nerve-fibers; it is stained yellow by safranin. **A.'s reaction for proteins.** To a mixture of one volume concentrated sulphuric acid and two volumes glacial acetic acid add the protein. At the ordinary temperature a reddish-violet color is obtained slowly but more quickly on heating. The liquid has also a feeble fluorescence, and gives an absorption band between the lines B and F in the solar spectrum.

adamon (*ad'-am-on*). A preparation used as a substitute for valerian; it is a sedative.

Adam's apple. The laryngeal prominence; see *Pomum Adami.*

Adams's operation (Sir William *Adams,* English surgeon, 1760–1829: William *Adams,* English surgeon, 1820–]. *Osteotomy for ankylosis of the hip-joint,* the neck of the femur being divided subcutaneously, within the capsule. *2. Corectopy;* the iris is drawn into a small, corneal incision, in order to change the position to the natural pupil. 3. For *deviated nasal septum;* the bent cartilaginous septum is forcibly straightened by means of special flat, parallel-bladed forceps. 4. For *Dupuytren's contraction,* when the bands extend far down the sides of the finger. It consists in multiple subcutaneous section of the palmar fascia from without inward. 5. For *ectropion;* a triangular wedge is removed from the whole thickness of the lower lid, and the edges are united by sutures. 6. *Iliac colotomy;* a modification of Cripps' operation, in which a vertical incision is made external to the epigastric artery. 7. For *prolapsus uteri,* see *Alexander's operation.* **A.'s saw,** a saw with a long handle and a short blade, used in osteotomy.

Adams-Stokes syndrome or disease [Robert *Adams,* Scotch physician, 1794–1861; William *Stokes,* Irish physician, 1804–1878]. A symptom-complex consisting of bradycardia in association with epileptiform or apoplectiform seizures. Heart-block is often present.

Adams's disease. See *Adams-Stokes' disease.*

Adansonia digitata (*ad-an-so'-ne-ah dij-it-a'-tah*) [Michel *Adanson,* French naturalist, 1727–1806]. The baobab-tree, a native of Africa. The bark is used as a remedy for intermittent fever.

adansonine (*ad-an'-so-nin*). A febrifugal alkaloid from the leaves and bark of *Adansonia digitata.*

adanto blaka. A malady common to the Gold Coast negroes and of frequent prevalence in the tropic zone; due to an animal parasite.

adaptation (*ad-ap-ta'-shon*) [*adaptare,* to adjust]. In biology, favorable organic modifications suiting a plant or animal to its environment. **a. of the retina,** the faculty possessed by the retina of accommodating the power of vision to a diminished amount of light, as in a darkened room.

adapter (*ad-ap'-ter*) [*adaptare,* to adjust]. 1. Anything which serves the purpose of fitting one thing to another. An instrument by means of which the direct electric current may be adapted to the various forms of electrotherapeutic treatment 2. A piece of tubing used to connect the neck of a retort with a receiver. 3. A microscope attachment for centering or decentering the illuminating apparatus. 4. A collar used to fit an objective to a different nose-piece than that for which it was made.

adaptometer (*ad-ap-tom'-et-er*). An instrument for measuring the time taken in retinal adaptation.

adarticulation (*ad-ar-tik-u-la'-shun*). See *arthrodia.*

adde (*ad'-e*) [imperative sing. of *addere,* to add]. Add; a direction used in prescription writing.

ad deliq. Abbreviation of *ad deliquium* [L.]. To the point of fainting.

addephagia (*ad-e-fa'-je-ah*) [L.]. See *bulimia.*

addict (*ad'-dikt*). One who is given to some addiction, *q. v.* **a., drug.** "One who uses habitually a narcotic drug for the comfort such indulgence affords, and who has no illness or other legitimate reasons for such practice."

addiction (*ad-dik'-shun*). Habitual indulgence in some habit or habitual usage of some drug or liquor.

addiment (*ad'-im-ent*) [*addere,* to add]. Ehrlich's and Morgenroth's term (1899) for an active thermolabile substance (destroyed by a temperature of 56° C.) contained in normal serum and capable of rendering active the immune body of Ehrlich and setting up bacteriolysis and hemolysis. See *complement.*

addimentary (*ad-im-ent'-ar-e*). Pertaining to addiment.

Ad'disin, Ad'disonin. See *Biermerin.*

Addison's anemia [Thomas *Addison,* English physician, 1793–1860]. Pernicious anemia. **A.'s disease,** a disease of the suprarenal capsules, first described by Addison, and characterized by tuberculous infiltration of the capsules, dis-

coloration of the skin, progressive anemia, and asthenia, ending in death from exhaustion. Bronzed skin may occur without disease of the suprarenal capsules, and the latter have been the seat of morbid processes without an accompanying change in the skin. Syn., *melasma suprarenale; dermatomelasma suprarenale; cutis æreа; bronzed skin.* **A.'s keloid,** morphea. **A.'s pill,** Guy's pill.

additamentum (*ad-it-am-en'-tum*) [L.]. Any appendix, as an epiphysis. **a. ad sacrolumbalem,** see *muscles.* **a. coli,** the appendix vermiformis. **a. necatum,** the olecranon. **a. suturæ lambdoidalis,** the occipitomastoid suture. **a. ulnæ,** the radius. **a. uncatum ulnæ,** the olecranon.

addition (*ad-ish'-un*) [*addere,* to add]. The formation of a molecule by the direct union of two or more different molecules without decomposition. **a. compound,** see under *compound.* **a. diet,** see under *diet.* **a. product,** see under *product.* **a. reaction,** see under *reaction.*

adducens (*ad-dū'-senz*) [*adducere,* to bring toward]. An adductor, a term applied to certain muscles. **a. oculi,** the internal rectus muscle of the eye.

adducent (*ad-dū'-sent*) [see *adducens*]. Performing adduction.

adduct (*ad-ukt'*) [*adducere,* to bring forward]. To draw toward the median line of a body.

adduction (*ad-uk'-shun*) [see *adducens*]. Any movement whereby a part is brought toward another or toward the median line of the body.

adductor (*ad-duk'-tor*) [*adducere,* to bring forward]. Any muscle effecting adduction. **a. brevis, hallucis, longus, magnus, minimus, obliquus hallucis, obliquus pollicis, transversus hallucis, transversus pollicis;** see *muscles, table of.*

adelodermatous, adelodermous (*ad-el-o-der'-matus, ad-el-o-der'-mus*) [ἄδηλος, not seen; δέρμα, skin]. Having concealed integument, as invaginated tracts.

adelomorphic (*ad-el-o-mor'-fik*). Same as adelomorphous, *q. v.*

adelomorphous (*ad-el-o-mor'-fus*) [ἄδηλος, not seen; μορφή, form]. Not clearly defined; applied to certain cells in the gastric glands.

adelphia (*ad-el'-fe-ah*). A form of monstrosity characterized by the union of two organisms above, the lower portions being separated.

adelphotaxy (*ad-el-fo-taks'-e*) [ἀδελφός, brotherhood; τάσσειν, to arrange]. The tendency of motile cells to arrange themselves into definite positions.

ademonia (*ad-e-mo'-ne-ah*) [ἀ, priv.; δημονία, trouble, distress]. Mental distress.

ademosyne (*ad-e-mos'-in-e*) [ἀδημοσύνη, trouble, distress]. Depression of spirits; home-sickness.

aden (*a'-den*) [ἀδήν, an acorn, a gland]. A gland; a bubo.

adenalgia (*ad-en-al'-je-ah*) [*aden;* ἄλγος, pain]. Glandular pain.

adenase (*ad'-en-ās*). A deamidizing enzyme which converts adenin to hypoxanthin.

adenasthenia (*ad-en-as-the'-ne-ah*) [*aden;* ἀσθένεια, weakness]. 1. Functional weakness of a gland. 2. A stomach disorder characterized by diminished and enfeebled secretion without anatomic lesion. **a. gastrica,** see *adenasthenia* (2).

adendric (*ah-den'-drik*) [ἀ, priv.; δένδρον, tree]. Unprovided with dendrons.

adendritic (*ah-den-drit'-ik*) [ἀ, priv.; δένδρον, tree]. Without dendrites.

adenectomy (*ad-en-ek'-to-me*) [*aden;* ἐκτομή, excision]. The excision of a gland.

adenectopia (*ad-en-ek-to'-pe-ah*) [*aden;* ἔκτοπος, away from a place]. A condition in which the gland does not occupy its proper position.

adenectopic (*ad-en-ek-top'-ik*). Pertaining to adenectopia.

adenemphratic (*ad-en-em-frat'-ik*). Pertaining to adenemphraxis.

adenemphraxis (*ad-en-em-fraks'-is*) [*aden;* ἐμφράξω, a stoppage]. Glandular obstruction.

Aden fever. See *dengue.* **A. ulcer.** See *phagedena tropica.*

adenia (*ad-e'-ne-ah*) [*aden*]. 1. A S. African bulb which contains a poison, 1–10.000*th* of a grain of which kills and leaves no trace in the body. 2. A hyperplasia of the tissue of lymphatic glands leading to the formation of tumors. See *lymphadenoma.* **a.s., angibromic,** Piorry's term for diseases of the glandular adnexa of the digestive tract **a., leukemic,** adenia associated with a leukemic condition. **a., simple,** that form which is unaccompanied by any increase in the number of the white blood-corpuscles. Syn. of *Hodgkin's disease.*

adenic (*ad-en'-ik*) [*aden*]. Relating to or of the nature of a gland.

adeniform (*ad-en'-e-form*) [*aden; forma,* resemblance]. Shaped like a gland.

adenin (*ad'-en-in*). See *adenine.*

adenine (*ad'-en-ēn*) [*aden*], $C_5H_5N_5$. 6 aminopurin. The simplest member of the uric-acid group of leukomaines, apparently formed by polymerization of hydrocyanic acid, first discovered in the pancreas. It occurs, with other bases, as a decomposition-product of nuclein, and may be obtained from all animal and vegetable tissues rich in nucleated cells. It crystallizes in leaflets with pearly luster. It exists abundantly in the liver and urine of leukocythemic patients. Adenine is not poisonous.

adeninehypoxanthine (*ad-en-ēn-hi-po-zanth'-ēn*). $C_5H_5N_5 + C_5H_4N_4O$. A compound of adenine and hypoxanthine first observed by Kossel and isolated by Bruhns, occurring in thick, starch-like, semi-transparent masses, becoming white and chalky.

adenitis (*ad-en-i'-tis*) [*aden;* ιτις, inflammation]. Inflammation of a gland. Syn., *phlegmasia adenosa; phlegmasia glandulosa.* **a. cervicalis syphilitica,** an engorgement of the cervical lymphatic glands; a sign of syphilitic infection. **a. cubitalis,** Grünfeld's term for inflammation of the epitrochlear lymphatic gland. **a. hyperplastica,** Grünfeld's term for a bubo in which plastic exudation predominates. **a. pubica,** bubo of the pubic region, often accompanied by suppurative lymphangitis of the dorsum of the penis. **a., syphilitic, primitive,** see *bubo, syphilitic.* **a. universalis,** widespread induration of lymphatic glands accompanying primary syphilis.

adenization (*ad-en-i-za'-shun*) [*aden*]. 1. The assuming of a glandular appearance. 2. Adenoid degeneration.

adeno- [ἀδήν, a gland]. A prefix denoting relation to glands.

adenoblast (*ad'-en-o-blast*) [*adeno-;* βλαστός, a germ]. 1. Any functionally active gland-cell; a cell that assists in the glandular action. 2. Haeckel's name for an embryonic cell which forms a gland.

adenocarcinoma (*ad-en-o-kar-sin-o'-mah*) [*adeno-; carcinoma*]. Adenoma blended with carcinoma.

adenocele (*ad'-en-o-sēl,*) [*adeno-;* κήλη, a tumor]. A cystic tumor containing adenomatous elements. See *adenoma.*

adenocellulitis (*ad-en-o-sel-u-li'-tis*) [*adeno-; cellulitis*]. Inflammation of a gland and the surrounding cellular tissue.

adenochirapsology (*ad-en-o-ki-rap-sol'-o-je*) [*aden; χείρ*, hand; *ἅπτειν*, to touch; *λόγος*, treatise]. The obsolete doctrine of the healing of scrofula by the touch of a king's hand.

adenochondroma (*ad-en-o-kon-dro'-mah*) [*aden; χόνδρος*, cartilage; *pl., adenochondromata*]. A tumor consisting of both glandular and cartilaginous tissue.

adenochondrosarcoma (*ad-en-o-kon-dro-sar-ko'-mah*) [*adeno-; chondro-; sarcoma*]. A tumor composed of adenomatous, cartilaginous and sarcomatous tissue.

adenocyst (*ad'-en-o-sist*) [*adeno-; κύστις*, a cyst]. A cystic lymphatic gland; a glandular cyst. Cf. *adenocystoma*.

adenocystoma (*ad-en-o-sis-to'-mah*) [*adeno-; κύστις*, a cyst; *ὄμα*, a tumor]. A cystic adenoma.

adenodermia (*ad-en-o-dur'-me-ah*) [*aden; δέρμα*, skin]. Disease of the glands of the skin.

adenodiastasis (*ad-en-o-di-as'-tas-is*) [*aden; διάστασις*, separation]. 1. Displacement of a gland. 2. Abnormal separation of a gland into distinct parts.

adenodynia (*ad-en-o-din'-e-ah*) [*aden; ὀδύνη*, pain]. See *adenalgia*.

adenofibroma (*ad-en-o-fi-bro'-mah*) [*adeno-; fibroma*]. A combination of adenoma and fibroma.

adenofibrosis (*ad-en-o-fi-bro'-sis*) [*adeno-; fibrosis*]. Fibroid degeneration of a gland, particularly the inflammatory neoplasms involving sudoriparous glands, due to infection with *Botryomyces*.

adenogenesis (*ad-en-o-jen'-es-is*) [*adeno-; γένεσις*, a creation]. The development of a gland.

adenogenous (*ad-en-oj'-en-us*) [*adeno-; γεννᾶν*, to produce]. Originating from a gland.

adenographer (*ad-en-og'-ra-fur*). A writer on glands.

adenographic (*ad-en-o-graf'-ik*). Pertaining to adenography.

adenography (*ad-en-og'-ra-fe*) [*adeno-; γράφειν*, to write]. 1. That part of descriptive anatomy which treats of the glandular system. 2. A treatise on glands and the glandular system.

adenohypersthenia (*ad-en-o-hi-per-sthe'-ne-ah*) [*adeno-; ὑπέρ*, over; *σθένος*, strength]. Excessive activity of the glands. **a. gastrica,** a condition characterized by the secretion of gastric juice abnormally rich in hydrochloric acid or excessive in quantity.

adenoid (*ad'en-oid*) [*adeno-; εἶδος*, resemblance]. 1. Resemb-ling a gland. 2. In the plural, the same as *adenoid vegetations*. **a. acne,** see *lupus, disseminated follicular*. **a. body.** 1. The prostate gland. 2. A melanotic tumor. **a. disease,** synonym of *Hodgkin's disease*. **a. muscle,** see *thyroadenoideus* under *muscle*. **a. tissue,** lymphadenoid tissue. **a. tumor,** see *adenoma*. **a. vegetations,** a term applied to a hypertrophy of the adenoid tissue that normally exists in the nasopharynx.

adenoidectomy (*ad-en-oi-dek'-to-me*) [*adenoid; ἐκτομή*, xcision]. An operation for the removal of adeenoids.

adenoiditis (*ad-en-oid-i'-tis*) [*adenoid; ιτις*, inflammation]. Inflammation of adenoids.

adenoids. See *adenoid vegetations*.

adenoliomyofibroma (*ad-en-o-li-o-mi-o-fi-bro'-mah*). A liomyofibroma containing gland tissue.

adenolipoma (*ad-en-o-lip-o'-mah*) [*adeno-; lipoma*]. A combination of adenoma and lipoma.

adenolipomatosis (*ad-en-o-lip-o-mat-o'-sis*) [*adenolipoma*]. A diseased condition of the lymphatic system characterized by fatty deposits in the neighborhood of the neck, axillæ, and groins. It is generally unattended with pain. Syn., *multiple lipomata*.

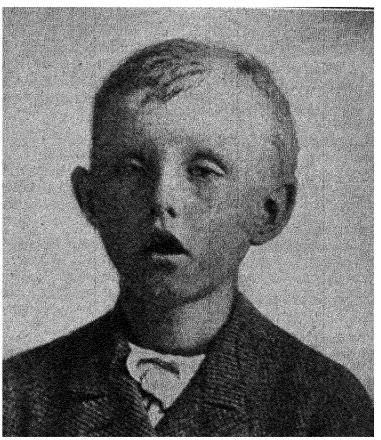

FACIES OF ADENOIDS.

adenologaditis (*ad-en-o-log-ad-i'-tis*) [*adeno-; λογάδες*, whites of the eyes; *ιτις*, inflammation]. 1. Ophthalmia neonatorum. 2. Inflammation of the glands and conjunctiva of the eyes.

adenology (*ad-en-ol'-o-je*) [*adeno-; λόγος*, a discourse]. The science of or a treatise on the glandular system.

adenolymphitis (*ad-en-o-lim-fi'-tis*) [*adeno-; lymph, ιτις*, inflammation]. Lymphadenitis.

adenolymphocele (*ad-en-o-limf'-o-sēl*) [*adeno-; lymph; κήλη*, tumor]. Dilatation of the lymphvessels and enlargement of the lymphatic glands.

adenolymphoma (*ad-en-o-lim-fo'-mah*) [*adeno-; lymphoma*]. A combined adenoma and lymphoma. See *lymphadenoma*.

adenom (*ad'-en-om*). A preparation used as a genitourinary sedative and anaphrodisiac.

adenoma (*ad-en-o'-mah*) [*adeno-; ὄμα*, a tumor: pl., *adenomata*]. 1. An epithelial tumor constructed after the type of a secreting gland. 2. Any tumor which has as its characteristic feature tubes or spaces lined with epithelium, whether or not it arises from or is connected with a gland. **a. carcinomatodes renis,** a renal neoplasm probably derived from aberrant adrenal tissue in the kidney. **a. destruens,** a destructive form of adenoma. **a. diffusum,** hyperplasia of the mucous membrane with predominance of glandular elements. **a. fibrosum,** a fibrous growth in the stroma of a gland. **a., heteropodous,** one arising from the metastasis of normal glandular tissue. **a., lupiform,** see *lupus erythematosus*. **a., malignant,** an adenomatous carcinoma. **a., papillary, a., papilliferum,** a form arising from either the alveolar or the tubular adenoma through stronger growth of the epithelium and the formation of papillæ of connective tissue. **a., racemose,** an adenoma after the type of a racemose gland. **a., renal,** glandular carci-

noma of the kidney. **a. sebaceum,** a fatty tumor of the face composed of sebaceous glands. **a. simplex,** a tumor-like hyperplasia of a gland. **a. sudoriparium,** a cutaneous tumor involving hyperplasia of the sweat-glands. Cf. *hidrosadenitis.* **a., tubular,** an adenoma after the type of a tubular gland. **a., umbilical,** a tumor at the navel originating through the coalescence of Meckel's diverticulum with the umbilical ring, through which the intestinal mucosa appears in the navel. Syn., *intestinal ectropia.*

adenomalacia (*ad-en-o-mal-a'-she-ah*) [*adeno-*; μαλακία, softening]. Abnormal softening of a gland.

adenomatome (*ad-en-o'-mat-ōm*) [*adenoma*; τομή, a cutting]. Cutting forceps or scissors for use in the removal of adenomatous growths.

adenomatosis (*ad-en-o-mat-o'-sis*). A condition characterized by diffuse overgrowth of glandular tissue.

adenomatous (*ad-en-o'-mat-us*). Pertaining to an adenoma; characteristic of glandular hyperplasia.

adenomeningeal (*ad-en-o-men-in'-je-al*) [*adeno-*; μῆνιγξ, a membrane]. Pertaining to or affecting the glands of a membrane.

adenomesenteritis (*ad-en-o-mes-en-ter-i'-tis*) [*adeno-*; *mesentery*; ιτις, inflammation]. Inflammation of the mesenteric glands.

adenomycosis (*ad-en-o-mi-ko'-sis*). Hodgkin's disease, *q. v.*

adenomyoma (*ad-en-o-mi-o'-mah*) [*pl., adenomyomata*]. A tumor composed of glandular and muscular tissues. **a., branchiogenic,** cyst-formation in consequence of inflammation of the mucous bursa in the median line of the neck.

adenomyxoma (*ad-en-o-miks-o'-mah*). A growth having the characters of adenoma and myxoma.

adenomyxosarcoma (*ad-en-o-miks'-o-sar-ko-mah*). A rare combination of malignant tumor forms (observed in the cervix uteri); a primary adenoma with secondary sarcoma and finally myxomatous degeneration of the stromas.

adenoncosis (*ad-en-on-ko'-sis*) [*adeno-*; ὄγκωσις, swelling]. The enlargement of a gland.

adenoncus (*ad-en-ong'-kus*) [*adeno-*; ὄγκος, a mass]. A glandular tumor.

adenopathy, adenopathia (*ad-en-op'-a-the, ad-en-o-pa'-the-ah*) [*adeno-*; πάθος, disease]. Any disease of a gland. **a., angiobromic,** see *adenias, angibromic.* **a., primary,** the lymphadenitis resulting from primary syphilitic infection. **a., syphilitic,** the enlarged and indurated cervical, inguinal, and cubital glands symptomatic of syphilitic infection. **a., tracheobronchial, a., tracheobronchic,** hypertrophy of the peribronchial lymphatic glands observed in the course of various diseases, causing spasmodic cough. **a., tracheolaryngeal,** inflammation and hypertrophy of the tracheolaryngeal lymphatic glands.

adenopharyngeal (*ad-en-o-far-in'-je-al*) [*adeno-*; φάρυγξ, pharynx]. Pertaining to the thyroid gland and the pharynx.

adenopharyngitis (*ad-en-o-far-in-ji'-tis*) [*adeno-*; φάρυγξ, pharynx; ιτις, inflammation]. Inflammation of the tonsils and pharynx.

adenophlegmon (*ad-en-o-fleg'-mon*) [*adeno-*; φλέγμονη, inflammation]. Suppurative inflammation of a gland. Phlegmonous lymphadenitis.

adenophthalmia (*ad-en-of-thal'-me-ah*) [*adeno-*, ὀφθαλμός, the eye]. Inflammation of the Meibomian glands.

adenophyma (*ad-e-no-fi'-ma*) [*adeno-*; φῦμα, a tumor or growth]. A soft swelling of a gland.

adenosarcoma (*ad-en-o-sar-ko'-mah*) [*adeno-*; *sarcoma*]. A tumor with the characters of adenoma and sarcoma combined.

adenosarcorhabdomyoma (*ad-en-o-sar-ko-rab-do-mi-o'-mah*). A neoplasm composed of the elements of sarcoma, adenoma, and rhabdomyoma.

adenoscirrhus (*ad-en-o-skir'-us*) [*adeno-*; *scirrhus*]. Adenoma with scirrhous or carcinomatous elements.

adenosclerosis (*ad-en-o-skle-ro'-sis*) [*adeno-*; σκληρός, hard]. A hardening of a gland, with or without swelling.

adenose (*ad'-en-ōs*) [ἀδήν, gland]. Glandular; abounding in glands; gland-like.

adenosis (*ad-en-o'-sis*) [ἀδήν, a gland]. 1. Any glandular disease. 2. Any chronic glandular disorder. **a. scrofulosa,** see *scrofula.*

adenosynchitonitis (*ad-en-o-sin-ki-ton-i'-tis*) [*adeno-*; σύν, with; χιτών, a covering; ιτις, inflammation]. 1. Inflammation of the Meibomian glands. 2. Ophthalmia neonatorum.

adenotome (*ad'-en-o-tōm*) [*adeno-*; τομή, a cutting]. An instrument for incising a gland or for removing adenoids.

adenotomy (*ad-en-ot'-o-me*) [*adeno-*; τομή, a cutting]. The anatomy of the glands; dissection or incision or removal of a gland.

adenotyphoid fever (*ad-en-o-ti'-foid*) [*adeno-*; *typhoid*]. Malta fever.

adenotyphus (*ad-en-o-ti'-fus*). Typhoid fever.

adenous (*ad'-en-us*) [ἀδήν, gland]. See *adenose.*

adenyl (*ad'-en-il*). The radical, $C_5H_4N_4$, contained in adenin.

adephagia (*ad-e-fa'-je-ah*) [ἀδηφάγος, eating one's fill; gluttonous]. Voracious appetite; bulimia.

adeps (*ad'-eps*) [L.; gen., *adipis*]. 1. Lard. The fat obtained from the abdomen of the hog, composed of 38 % stearin and margarin and 62 % olein. It forms 70 % of ceratum and 80 % of unguentum. 2. Fatness. 3. Animal fat. **a. anserinus, a. anseris,** goose-grease. **a. benzoatus, benzoinatus** (U. S. P.), benzoinated lard; contains 2 % of benzoin. **a. curatus,** a preparation of lard, 48 parts, and 1 part of Peruvian balsam. **a. ex fele,** cat's grease. **a. lanæ** (U. S. P.), lanolin. **a. lanæ hydrosus** (U. S. P.), hydrous wool-fat, the purified fat of the wool of the sheep. **a. ovillus, a. ovis,** mutton suet. A fixed oil (*oleum adipis*) is expressed from lard. **a. præparatus** (B. P.), purified fat of the hog. **a. suillus,** hog's lard; adeps.

adepsin (*ad-ep'-sin*) [*adeps*, lard]. A petrolatum much like vaselin.

adermia (*ah-der'-me-ah*) [ἀ, priv.; δέρμα, skin]. Absence or defect of the skin.

adermogenesis (*ah-der-mo-jen'-es-is*) [ἀ, priv.; δέρμα, skin; γένεσις, generation]. Deficient cutaneous development.

adermotrophia (*ah-der-mo-tro'-fe-ah*) [ἀ, priv.; δέρμα, skin; τροφή, nutrition]. Atrophy of the skin.

adesmosis (*ah-des-mo'-sis*) [ἀ, priv.; δεσμός, a band]. Atrophy of the cutaneous connective tissue.

adgenic, adgenicus (*ad-jen'-ik, ad-jen'-ik-us*) [*ad*, to; *gena*, the chin]. Attached to the genial tubercles or apophyses.

Adhatoda (*ad-ha-to'-da*) [from the Tamil name]. A genus of plants of the order *Acanthaceæ*. *A. hyssopifolia,* a species native of South Africa; the willow-leaved Malabar nut; bitter, aromatic.

A. vasica, a species native of tropical Asia; the Malabar nut. The juice of the leaves is used as an expectorant. The leaves, flowers, and root are considered antispasmodic and are given in asthma, intermittent fever, and rheumatism. The fresh flowers are bound over the eyes in cases of ophthalmia. In decoction the leaves with other remedies are used as an anthelmintic. The nut is emmenagogue used to expel the dead fetus.

adhesion (*ad-he'-zhun*) [*adhærere*, to stick to]. 1. The attractive force between two dissimilar bodies that are in contact. 2. Abnormal union of two surfaces as a result of inflammation, etc. **a., primary**, called also *healing by first intention* and by *immediate union*, a method of healing of wounds by the production of lymph, followed by the vascularization and cicatrization of the exudate. **a., secondary**, or *healing by second intention*, or *by granulation*, is that mode of healing attended by the production of pus and the formation of granulations.

adhesive (*ad-he'-siv*) [see *adhesion*]. 1. Sticky; tenacious. 2. Resulting in or attended with adhesion. **a. inflammation**, inflammation accompanied by plastic exudation, and tending to the union of apposed surfaces. **a. plaster**, resin plaster, see *resin* and *emplastrum*.

adhesol (*ad-he'-sol*). A surgical dressing said to contain copal resin, 350 parts; benzoin, 30 parts; oil of thyme, 20 parts; alphanaphthol, 3 parts; tolu balsam, 30 parts; ether, 1000 parts.

adhyoid (*ad-hi'-oid*). Adherent to the hyoid bone.

adiadochokinesis (*ah-di-ad-o-ko-kin-e'-sis*) [ἀ, priv.; διάδοχος, succeeding]. Inability to perform rapidly alternating movements, such as pronation and supination.

Adiantum (*ad-e-an'-tum*) [ἀ, priv.; διαντός, capable of being wetted]. A genus of ferns; the maidenhair. *A. capillus-veneris* and *A. pedatum*, of North America, are serviceable in coughs and as demulcents.

adiaphoresis (*ah-di-af-o-re'-sis*) [ἀ, priv.; διαφορεύειν, to perspire]. Deficient sweat.

adiaphoretic (*ah-di-af-o-ret'-ik*) [ἀ, priv.; διαφορεύειν, to perspire]. Reducing the sweat; anidrotic.

adiaphorous (*ad-i-af'-or-us*) [ἀδιάφορος, indifferent]. Neutral; inert; doing neither harm nor good.

adiapneustia (*ah-di-ap-nūs'-te-ah*) [ἀ, priv.; διαπνευστεῖν, to perspire]. A stoppage of perspiration.

adiarthrotos (*ah-di-ar-thro'-tos*) [ἀδιάρθρωτος, not jointed]. 1. Without joints; unjointed. 2. Inarticulate (applied to speech).

adiathermancy (*ah-di-ath-er'-man-se*) [ἀ, priv.; διά, through; θέρμη, heat]. Impermeability to radiant heat.

adiathermic (*ah-di-a-thur'-mik*) [ἀ, priv.; διά, through; θερμή, heat]. Impervious to radiant heat.

adiathesia (*ah-di-ath-e'-se-ah*) [ἀ, priv.; διάθεσις, condition]. A condition or particular disease that is not congenital.

adiathesic (*ah-di-ath-e'-sik*) [ἀ, priv.; διάθεσις, condition]. Not connected with any diathesis.

adiathetic (*ah-di-ath-et'-ik*) [ἀ, priv.; διάθεσις, condition]. Adiathesic.

adiemorrysis, adiæmorrhysis (*ah-di-e-mor'-e-sis*) [ἀ, priv.; διά, through; αἷμα, blood; ῥυσις, flowing]. Failure of the circulation of the blood through the veins, due to some obstruction.

adietetic (*ah-di-et-et'-ik*). 1. Unwholesome for food. 2. Unmindful of dietetic requirements.

adigan (*ad'-ig-an*). A digitalis preparation which has been freed from digitonin and other saponin-like constituents; it is said to be nontoxic.

adipatum (*ad-ip'-a-tum*). An ointment-base said to consist of lanolin, vaselin, paraffin, and water.

adipectomy (*ad-ip-ek'-to-me*) [*adipose*; ἐκτομή, excision]. Excision of fatty tissue.

adipic (*ad-ip'-ik*) [*adeps*, lard]. Of or belonging to fat. **a. acid**, see *acid, adipic*.

adipocele (*ad'-ip-o-sēl*) [*adeps*; κήλη, hernia]. A true hernia with hernia sac, containing only fatty tissue.

adipocellular (*ad-ip-o-sel'-u-lar*). Made up of fat and connective tissue.

adipoceration (*ad-ip-os-er-a'-shun*) [*adeps*, fat; *cera*, wax]. The formation of adipocere.

adipocere (*ad'-ip-o-sēr*) [*adeps; cera*, wax]. A wax-like substance formed by the exposure of fleshy tissue to moisture, with the exclusion of air; *i. e.*, in the earth or under water. It consists of the fatty acids in combination with the alkaline earths and ammonium.

adipofibroma (*ad-ip-o-fi-bro'-mah*) [*adeps; fibroma*]. A combined fatty and fibrous tumor.

adipogenous (*ad-ip-oj'-en-us*) [*adeps*, fat; *gignere*, to produce]. Producing fat and adipose tissue.

adipol (*ad'-ip-ol*). Trade name of a mineral substance used as a base for ointments.

adipolysis (*ad-ip-ol'-is-is*) [*adeps*; λύσις, dissolution]. The cleavage or hydrolysis of fats in the process of digestion by the action of a fat-splitting enzyme.

adipolytic (*ad-ip-o-lit'-ik*). 1. Efficacious in the digestion or cleavage of fats. 2. An agent efficient in fat-digestion. Cf. *steapsin*.

adipoma (*ad-ip-o'-mah*) [*adeps*; ὄμα, a tumor]. A fatty tumor; lipoma.

adipometer (*ad-ip-om'-et-ur*) [*adeps*, fat; μέτρον, a measure]. An instrument for the estimation of fat.

adipopexis (*ad-ip-o-peks'-is*) [*adeps*; πῆξις, fixation]. Fixation of fats; storage of fats.

adipose (*ad'-ip-ōs*) [*adeps*]. Fatty. **a. tissue**, fatty tissue distributed extensively through the body. Consists of areolar connective tissue, the cells of which contain fat-globules.

adiposis (*ad-ip-o'-sis*) [*adeps*]. Corpulence; fatty infiltration. **a. dolorosa**, Dercum's disease, characterized by the formation of soft nodules throughout the connective tissue of the body, accompanied by neuralgic pains. **a. hepatica**, fatty degeneration or infiltration of the liver. **a. tuberosa simplex**, Anders' disease, *q. v.*

adipositas (*ad-ip-os'-it-as*) [L.]. Fatness; corpulency. **a. cordis**, a fatty condition of the heart. **a. universa'lis**, obesity.

adiposity (*ad-ip-os'-it-e*). Fatness; corpulency.

adiposuria (*ad-ip-o-su'-re-ah*). The presence of fat in the urine. Lipuria.

adipsa (*ad-ip'-sah*) [neut. pl. of *adipsus*, without thirst]. 1. Remedies to allay thirst. 2. Foods which do not produce thirst.

adipsia (*ah-dip'-se-ah*) [ἀ, priv.; δίψα, thirst]. Absence of thirst.

adipsous (*ah-dip'-sus*) [ἀ, priv.; δίψα, thirst]. Quenching thirst.

aditus (*ad'-it-us*) [*adire*, to go to]. In anatomy, an entrance. **a. ad antrum**, the outer side of the attic, opening upward, backward, and outward into the mastoid antrum. It gives lodgment to the head of the malleus and the greater part of the incus. **a. ad aquæductum Sylvii**, the

entrance to the ventricular aqueduct situated at the lower posterior angle of the third ventricle of the brain. **a. ad infundibulum,** a smaller canal extending from the third ventricle into the infundibulum; it is also called *vulva.* **a. ad laryngem, a. laryngis,** the entrance to the larynx. **a. glottidis,** one of the openings (superior or inferior) of the glottis.

adjuster (*ad-jus'-ter*) [Fr., *adjuster,* to adjust]. 1. A device formerly used for forcible reduction of dislocations. 2. One for holding together the two ends of a silver wire suture, to secure approximation of the parts without strain on the tissues.

adjustment, coarse. Commonly, the rack and pinion for raising or lowering the tube of a microscope a considerable distance without lateral deviation. **a., fine,** the micrometer screw generally at the top of the column of a microscope for raising or lowering the tube slowly through a short distance.

adjuvant (*ad'-ju-vant*) [*adjuvare,* to assist]. A medicine that assists the action of another to which it is added.

Adler's benzidine reaction for blood. Mix equal parts of a saturated solution of benzidine in alcohol or glacial acetic acid and of hydrogen dioxide (3 %). Add to this 1 Cc. of an aqueous solution of blood: a green or blue color develops. The blood solution should be acid in reaction.

ad lib. Abbreviation of *ad libitum* [L.]. At pleasure; as much as you please.

admaxillary (*ad-maks'-il-a-re*). Pertaining to maxillary structures. Cf. *gland, admaxillary.*

adminic'ulum lin'eæ al'bæ. See *Cooper's ligament.*

admortal (*ad-mor'-tal*) [*ad,* to; *mors, mortis,* death]. Moving from living muscular tissue toward that which is dead or dying, as electric currents.

admove, admoveatur (*ad'-mo-ve, ad-mo-ve-a'-tur*) [imper. sing. and 3d pers. sing., subj., pass., of *admovere,* to apply]. Apply; let there be applied; directions used in prescription-writing.

adnasal (*ad-na'-sal*) [*ad,* near to; *nasus,* the nose]. Pertaining to the nose.

adnata (*ad-na'-tah*) [*ad,* to; *nasci,* to be born, to grow]. 1. The *tunica adnata;* the conjunctiva; more correctly, a tendinous expansion of the muscles of the eye; it lies between the sclerotic and the conjunctiva. 2. One of the coats of the testicle.

adnate (*ad'-nāt*) [*adnatus,* grown to]. Congenitally attached or united.

adnephrin (*ad-nef'-rin*). Trade name of a preparation similar to epinephrin.

adnerval (*ad-ner'-val*) [*ad,* to; *nervus,* a nerve]. Moving toward a nerve; said of electric currents in muscular fiber.

adneural (*ad-nū'-ral*) [*ad,* to; *νεῦρον,* a nerve]. 1. A term used to describe a nervous affection in which the disease is at the very point where the symptoms appear. 2. Adnerval.

adnexa (*ad-neks'-ah*) [*ad,* to; *nectere,* to join]. Adjunct parts, as the *adnexa* of the uterus. **a. bulbi,** the appendages of the bulb of the eye. **a. oculi,** the appendages of the eye, as the lids and lacrimal apparatus. **a. uteri,** the Fallopian tubes and the ovaries.

adnexitis (*ad-nek-si'-tis*). Inflammation of the adnexa uteri.

adnexopexy (*ad-neks'-o-pek-se*). The operation of raising and fixing the uterine adnexa to the abdominal wall.

adolescence (*ad-o-les'-ens*) [*adolescere,* to grow]. The period between puberty and maturity, in males from about 14 to 25 years; in females, from 12 to 21 years.

adonidin (*ad-on'-id-in*) [*Adonis*]. A glucoside derived from *Adonis vernalis,* a plant indigenous in Europe and Asia. It is recommended in cardiac dropsy. Dose ¼–½ gr. (0.008–0.016 Gm.). **a. tannate,** a yellowish-brown powder, soluble in alcohol, slightly soluble in water; it is used in the same manner as the glucoside.

Adonis (*ad-o'-nis*). A genus of European herbs belonging to the order *Ranunculaceæ.* **A. æstivalis,** a plant much used in Italy as a cardiac tonic. Dose of *fluidextract* 1–2 min. (0.06–0.12 Cc.); of the *tincture* 10–30 min. (0.6–2.0 Cc.). **A. vernalis,** is used as a cardiac stimulant, antipyretic, and diuretic. Dose of the *tincture* 3–20 min. (0.2–1.3 Cc.).

adoral (*ad-o'-ral*) [*ad,* near to; *os,* the mouth]. Situated near the mouth.

adorbital (*ad-orb'-it-al*) [*ad,* near to; *orbita,* orbit]. Pertaining to the orbit. **a. bone,** *lacrimal bone.*

adosculation (*ad-os-ku-la'-shun*) [*ad,* to; *osculari,* to kiss]. 1. Impregnation by external contact without intromission. 2. An articulation in which one part is inserted into the cavity of another.

adrenal (*ad-re'-nal*) [*ad,* near to; *ren,* the kidney]. 1. Adjacent to the kidney. 2. The suprarenal capsule. 3. A substance, $C_{10}H_{15}NO_3$, derived from the suprarenal glands; it is crystalline, and a vasoconstrictor. It is used as a hemostatic.

adrenalectomy (*ad-re-nal-ek'-to-me*) [*adrenal;* ἐκτομη, excision]. Excision of the adrenal body.

adrenalin (*ad-ren'-al-in*), $C_{10}H_{15}NO_3$. Trade preparation containing the active principle of the suprarenal gland. **a. chloride,** used in solution of 1: 10,000 to 1. 1000 in surgical operations on the eye, ear, nose, urethra, etc.; it is a powerful astringent, hemostatic, and heart tonic.

adrenalinemia (*ad-ren-al-in-e'-me-ah*) [*adrenalin; αἷμα,* blood]. Presence of adrenalin in the blood.

adrenalinuria (*ad-ren-al-in-ū'-re-ah*) [*adrenalin; urine*]. Presence of adrenalin in voided urine.

adrenalitis (*ad-ren-al-i'-tis*). Inflammation of the suprarenal glands.

adrenals (*ad-re'-nalz*) [*ad,* near to; *ren,* the kidney]. The suprarenal capsules.

adrenamine (*ad-ren'-am-ēn*). See epinephrin.

adrenine (*ad-ren'-ēn*). A preparation of the medulla of the suprarenal gland.

adrenitis (*ad-ren-i'-tis*). Inflammation of the adrenals.

adrenol (*ad-re'-nol*). An oily solution of adrenalin.

adrenotoxin (*ad-ren-o-toks'-in*). An antibody produced when adrenal tissue is injected into an animal.

adrenotrope (*ad-ren'-o-trōp*). A person with the adrenal type of endocrine diathesis.

adrenoxidase (*ad-ren-ok'-sid-ās*). Oxygenized adrenal secretion, said to be in blood plasma.

adrenoxin (*ad-ren-oks'-in*) [*adrenal; oxygen*]. An organic compound or oxidizing substance formed in the lungs by the internal secretion of the adrenals combined with the atmospheric oxygen. This substance endows the blood-plasm with its oxidizing properties (Sajous).

adrephine (*ad'-ref-ēn*). Trade name of an adrenalin-ephedrine compound.

Adrian's mixture. A hemostatic mixture containing chloride of iron 25 parts, chloride of sodium 15 parts, and water 60 parts.

adrin (*ad'-rin*). Epinephrin hydrate, an active principle of the suprarenal gland; used as a local hemostatic and vasomotor stimulant.

adrocaine (*ad'-ro-kān*). Trade name of an adrenalin-procaine compound. Said to produce local anesthesia and to inhibit hemorrhage.

adrovaine (*ad'-ro-vān*). A preparation containing adrenalin and stovaine.

adrue (*ad-ru'-e*). Antiemetic root. The root of *Cyperus articulatus;* it is anthelmintic, aromatic, stomachic. Dose of the *fluidextract* 20–30 min. (1.3–2.0 Cc.).

adscititious (*ad-si-tish'-us*). Additional; added from without.

adsorption (*ad-sorp'-shun*). 1. The power possessed by certain substances of taking up fluids (apart from capillary attraction). 2. The process whereby a substance becomes a part of another and remains in a state midway between mechanical mixture and chemical combination.

adsternal (*ad-stern'-al*) [*ad*, near to; *sternum*]. Pertaining to or situated near the sternum.

adstrictio (*ad-strik'-she-o*) [*adstringere*, to draw together; pl., *adstrictiones*.] 1. Retention of natural excretion. 2. Action of an astringent. 3. Ligation of blood-vessel. **a. alvei,** constipation.

ADTe. Abbreviation of *anodal duration tetanus;* symbol for tetanic contraction, produced by an application of the positive pole with the circuit closed.

adterminal (*ad-ter'-min-al*) [*ad*, near to; *terminus*, the end]. Moving toward the insertion of a muscle; said of electric currents in muscular fiber.

adult (*ad'-ult*) [*adultus* from *adolescere*, to grow]. Mature; of full legal age. One of mature age. **a. sporadic cretinism,** see *myxedema.*

adulterant (*ad-ul'-tur-ant*). 1. The substance that adulterates. 2. One who adulterates.

adulteration (*ad-ul-ter-a'-shun*) [*adulterare*, to corrupt or falsify]. The admixture of inferior, impure, inert, or less valuable ingredients to an article for gain, deception, or concealment.

adustion (*ad-us'-chun*) [*adustus*, burned up]. 1. The quality of being scorched or parched. 2. Cauterization.

advancement (*ad-vans'-ment*) [Fr., *avancer*, to advance]. An operation to remedy strabismus, generally in conjunction with tenotomy, whereby the opposite tendon from the over-acting one, having been cut, is brought forward, so that, growing fast in a more advanced position, it shall have more power to act upon the globe of the eye. **a., capsular,** an operation similar to that on the tendon upon Tenon's capsule. It differs from advancement in that the tendon itself is not divided. **a. of the round ligaments,** an operation for replacement of the uterus by taking up "the slack of the round ligaments." See *Alexander's Operation.* **a. of Tenon's capsule,** see *a., capsular.*

adventitia (*ad-ven-tish'-e-ah*) [*adventitius*, foreign]. The external coat of a blood-vessel.

adventitious (*ad-ven-tish'-us*) [*adventitius*, foreign]. Accidental, foreign, acquired, as opposed to natural or hereditary; occurring out of the ordinary or normal place or abode.

advitant (*ad'-vi-tant*). Same as vitamin, *q.v.*

adynamia, adynamy (*ah-din-a'-me-ah, ah-din'-a-me*) [*ἀ*, priv.; *δύναμις*, power]. Loss of vital or muscular power; prostration.

adynamic (*ah-din-am'-ik*). See *adynamia.*

adynamicoataxic (*ad-in-am-ik-o-at-aks'-ik*). Pertaining to adynamia and ataxia.

adynatus (*ad-in'-at-us*). Weakly, sickly.

æ-. See *e* for English words beginning with æ.

Aeby, plane of. (*a'-be*) [Christoph Theodor *Aeby*, Swiss anatomist, 1835–1885]. In craniometry, one passing through the nasion and basion perpendicular to the median plane.

Aëdes (*ah-e'-dēz*) [*ἀηδής*, annoying]. A genus of mosquitoes. **A. calopus,** the mosquito of yellow fever, also called *Stegomyia calopus.*

ædœagra (*e-de-a'-grah*). See *edeagra.*

ædœitis (*e-de-i'-tis*). See *edeitis.*

ædœodynia (*e-de-o-din'-e-ah*). See *edeodynia.*

ædœology (*e-de-ol'-o-je*). See *edeology.*

ædœomania (*e-de-o-ma'-ne-ah*). See *edeomania.*

ædœoscopy (*e-de-os'-ko-pe*). See *edeoscopy.*

ædœotomy (*e-de-ot'-o-me*). See *edeotomy*

ægagropilus (*e-gag-rop'-il-us*) [*αἰγάγρος*, a wild goat; *πῖλος*, felt]. An intestinal concretion formed of hair, found in animals and occasionally in man. A bezoar.

ægilops (*e'-jil-ops*). See *egilops.*

ægobronchophony (*e-go-brong-kof'-o-ne*). See *egobronchophony.*

ægonia (*e-go'-ne-ah*) [L.]. A minor egophony.

ægophony (*e-gof'-o-ne*). See *egophony.*

aeipathia (*ah-ip-ath'-e-ah*) [*ἀεί*, always; *πάθος*, a suffering]. Constant and incurable suffering.

æluropsis (*el-u-rop'-sis*) [*αἴλουρος*, cat; *ὄψις*, appearance]. Obliquity of the eye or of the palpebral fissure.

æquabiliter juste major, or **minor pelvis** (*e-kwa-bil'-it-er*). See *pelvis.*

æquator. See *equator.*

aer (*a'-er*). 1. See *atmos.* 2. See *air.* **a. dephlogisticus,** oxygen. **a. fixus,** carbon dioxide.

aerate (*a'-er-āt*). To charge with air or gas; to oxygenate, carbonate, etc.; to arterialize.

aerated (*a'-er-a-ted*) [*ἀήρ*, atmosphere]. Charged with gas or air; arterialized. **a. waters,** waters charged with a greater amount of carbon dioxide than they will absorb under ordinary conditions.

aeration (*a-er-a'-shun*) [*ἀήρ*, air]. Charging with air or gas, such as carbon dioxide; the state of being supplied with air or gas.

aerator (*a'-er-a-tor*). A machine for forcing gas or air into liquids.

aerendocardia (*a-er-en-do-kar'-de-ah*) [*ἀήρ*, air; *ἔνδον*, within; *καρδία*, heart]. The existence of air within the heart.

aerenterasic (*a-er-en-tur-a'-sik*) [*ἀήρ*, air; *ἔντερον*, the intestine]. Flatulent, tympanitic.

aerenterectasia (*a-er-en-ter-ek-ta'-se-ah*) [*ἀήρ*, air; *ἔντερον*, intestine; *ἔκτασις*, distention]. Flatulence; distention of the abdomen by gas within the intestines.

aerial (*a-e'-re-al*). Pertaining to the air. **a. conduction,** hearing through air-vibrations.

aerhemoctonia (*a-er-hem-ok-to'-ne-ah*) [*ἀήρ*, air; *αἷμα*, blood; *κτόνος*, killing]. Death by the entrance of air into the veins.

aericolous (*a-er-ik'-ol-us*) [*aer*, air; *colere*, to inhabit]. Living in the open air.

aeriferous (*a-er-if'-er-us*) [*ἀήρ*, air; *ferre*, to bear]. Conveying air, as the trachea and its branches.

aerification (*a-er-if-ik-a'-shun*) [*ἀήρ*, air; *facere*, to make]. 1. The process of charging with air; the state of being charged with air. 2. Emphysema.

aerifluxus (*a-er-if-luks'-us*) [*ἀήρ*, air; *fluxus*, flow]. Any abnormal escape of air, as by bel hing, flatulence, etc.

aeriform (*a-e'-re-form*) [*ἀήρ*, air; *forma*, form]. Resembling air or gas.

aerify (*a-er'-e-fi*) [*ἀήρ*, air; *facere*, to make]. 1. To fill or combine with air. 2. To make gaseous.

aeris (*a'-er-is*). A name proposed by Bellamy Gardner for nitrous oxide and its admixtures.

aeroanaerobic (*a-er-o-an-a-er-o'-bik*). Applied to organisms which are both aerobic and anaerobic.

aerobe (*a'-er-ōb*) [ἀήρ, air; βίος, life]. One of the aerobia. See *aerobsc.*

aerobia (*a-er-o'-be-ah*) [ἀήρ, air; βίος, life]. Plural or *aerobion.* Organisms that require air or free oxygen for the maintenance of life. **a., facultative,** organisms normally or usually anaerobic, but under certain circumstances acquiring aerobic power. **a., obligate,** organisms dependent upon free oxygen at all times; never anaerobic.

aerobic (*a-er-o'-bik*) [ἀήρ, air; βίος, life]. Requiring oxygen (air) in order to live. A term applied to bacteria requiring free oxygen. Those which do not grow in oxygen are called *anaerobic.* There are forms that are able to grow without oxygen under favorable conditions, though they make use of it when present; others that may grow in its presence, but flourish best without; these are called respectively *facultative aerobic* or *jacultative anaerobic,* while those first mentioned are called *obligatory aerobic* or *obligatory anaerobic.*

aerobion (*a-er-o'-be-on*) [ἀήρ, air; βίος, life]. An aerobe. See *aerobia,* and *aerobic.*

aerobioscope (*a-er-o-bi'-o-skōp*) [ἀήρ, air; βίος, life; σκοπεῖν, to examine]. An apparatus for collecting and filtering bacteria from the air.

aerobiosis (*a-er-o-bi-o'-sis*) [ἀήρ, air; βίος, life]. Life that requires the presence of air, or free oxygen.

aerobiotic (*a-er-o-bi-ot'-ik*) [ἀήρ, air; βιωτικός, pertaining to life]. Thriving only in the presence of air.

aerocele (*a-er'-o-sēl*) [ἀήρ, air; κήλη, tumor]. A tumor varying with respiration, found in the thyroid region, usually unilateral, with walls resembling mucosa and containing mucous or mucopurulent matter. Sometimes congenital, but oftener the result of violent coughing or straining. When acquired, it may disappear spontaneously. Syn., *aerial bronchocele; aerial goiter; pneumatocele; tracheocele; hernia of the trachea.*

aerocolpos (*a-er-o-kol'-pos*). Distention of the vagina with air or gas.

aerocystoscope (*a-er-o-sist'-o-skōp*). Same as *aerourethroscope.*

aerocystoscopy (*a-er-o-sist-os'-ko-pe*). Examination of the bladder with the aerourethroscope, the bladder being distended with air.

aerodermectasia (*a-er-o-der-mek-ta'-ze-ah*) [ἀήρ, air; δέρμα, skin; ἔκτασις, distention]. Surgical emphysema; distention of the subcutaneous connective tissue by air.

aeroductor (*a-er-o-duk'-tor*) [ἀήρ, air; *ducere,* to lead]. An apparatus to prevent asphyxia of the fetus if the after-coming head is retained.

aerodynamics (*a-er-o-di-nam'-iks*) [ἀήρ, air; δύναμις, power]. The branch of physics that deals with gases in motion.

aeroenterectasia (*a-er-o-en-ter-ek-ta'-ze-ah*) [ἀήρ, air; ἔντερον, intestine; ἔκτασις, dilatation]. Distention of the bowels with gas.

aerogen (*a'-er-o-jen*) [ἀήρ; air; γεννᾶν, to produce]. Any gas-producing microorganism.

aerography (*a-er-og'-ra-fe*) [ἀήρ, air; γράφη, writing]. Description of air and its qualities.

aerohydropathy (*a-er-o-hi-drop'-a-the*) [ἀήρ, air; ὕδωρ, water; πάθος, disease]. Pneumatic treatment of disease, combined with hydropathy.

aerohydrotherapy. See *aerohydropathy.*

aerology (*a-er-ol'-o-je*) [ἀήρ, air; λόγος, treatise]. The science of the air and its qualities.

aerometer (*a-er-om'-et-er*) [ἀήρ, air; μέτρον, a measure]. An instrument for ascertaining the density of gases.

aeromicrobe, aeromicrobion (*a-er-o-mi'-krōb, -kro'-be-on*). See *aerobe.*

aeropathy (*a-er-op'-ath-e*). Caisson disease, *q. v.*

aeroperitoneum (*a-er-o-per-it-o-ne'-um*). Air or gas in the peritoneal cavity.

aeroperitonia (*a-er-o-per-it-o'-ne-ah*) [ἀήρ, air; *peritoneum*]. Air or gas in the peritoneal cavity.

aerophagia, aerophagy (*a-er-o-fa'-je-ah, a-er-of'-a-je*) [ἀήρ, air; φαγεῖν, to eat]. The imbibing and swallowing of air, especially observed in hysterical patients. **a., rectal,** aspiration of air by the rectum.

aerophil (*a-er'-o-fil*) [ἀήρ, air; φιλεῖν, to love]. 1. An open-air-loving person or creature. 2. Aerobic.

aerophobia (*a-er-o-fo'-be-ah*) [ἀήρ, air; φόβος, fear]. Dread of a current of air.

aerophone (*a'-er-o-fōn*) [ἀήρ, air; φωνή, sound]. An instrument for increasing the amplitude of sound-waves.

aerophore (*a'-er-o-fōr*) [ἀήρ, air; φέρειν, to carry]. 1. A device for inflating the lungs of a still-born child with air. 2. A breathing apparatus, used by firemen and others, to prevent the inhalation of noxious gases.

aerophysic (*a-er-o-fiz'-ik*) [ἀήρ, air; φυσᾶν, to inflate]. Inflated, distended with air; flatulent.

aerophyte (*a-er-o-fīt*) [ἀήρ, air; φύτον, plant]. A plant living exclusively in the air.

aeroplethysmograph (*a-er-o-pleth-iz'-mo-graf*) [ἀήρ, air; πληθυσμός, an enlargement; γράφειν, to write]. An apparatus for registering graphically the expired air; the latter raises a very light and carefully equipoised box placed over water, and this moves a writing-style.

aeropleura (*a-er-o-ploo-rah*) [ἀήρ, air; *pleura*]. Air or gas in the pleural cavity. Pneumothorax.

aeroporotomy (*a-er-o-por-ot'-o-me*) [ἀήρ, air; πόρος, a pore; τομή, a cutting]. The operation of admitting air to the lungs, as by intubation or tracheotomy.

aeroscope (*a'-er-o-skōp*) [ἀήρ, air; σκοπεῖν, to observe]. An instrument for estimating the purity of the air; also an instrument for the examination of air-dust.

aeroscopy (*a-er-os'-ko-pe*) [see *aeroscope*]. The investigation of atmospheric conditions.

aerosialophagy (*a-er-o-si-al-of'-o-je*) [ἀήρ, air; σίαλον, saliva; φαγεῖν, to eat]. The habit of constantly swallowing, and so taking air and saliva into the stomach.

aerostatics (*a-er-o-stat'-iks*) [ἀήρ, air; στατικός, standing]. The branch of physics that treats of the properties of gases at rest.

aerotaxis (*a-er-o-taks'-is*) [ἀήρ, air; τάξις, order]. A form of taxis in which living organisms are attracted or repelled by oxygen.

aerotherapeutics, aerotherapy (*a-er-o-ther-a-pū'-tiks, a-er-o-ther'-ap-e*) [ἀήρ, air; θεραπεύειν, to heal]. A mode of treating disease by varying the pressure or the composition of the air breathed.

aerothermotherapy (*a-er-o-ther-mo-ther'-ap-e*) [ἀήρ, air; θέρμη, heat; θεραπεία, therapy]. Treatment with hot air.

aerothorax (*a-er-o-tho'-raks*). See *pneumothorax.*

aerotonometer (*a-er-o-ton-om'-et-er*) [ἀήρ, air; τόνος, tension; μέτρον, a measure]. An instrument for estimating the tension of gases in the blood.

aerotonometry (*a-er-o-ton-om'-et-re*). Measurement of the tension or pressure of gases in the blood.

aerotropism (*a-er-ot'-ro-pism*) [ἀήρ, air; τρέπειν, to turn]. 1. In biology, the deflection of roots from the normal direction of growth by the action of gases. 2. The tendency of certain protozoa to mass around a bubble of air.

aerotympanal (*a-er-o-tim'-pan-al*) [ἀήρ, air; τύμπανον, a drum]. Pertaining to the air and the tympanum. Cf. *air, innate.*

aerourethroscope (*a-er-o-u-rēth'-ro-skōp*) [ἀήρ, air; οὐρήθρα, urethra; σκοπεῖν, to examine]. An instrument modified from the endoscope used in aerourethroscopy. Syn., *aerocystoscope.*

aerourethroscopy (*a-er-o-u-rē-thros'-ko-pe*) [ἀήρ, air; οὐρήθρα, urethra; σκοπεῖν, to examine]. Urethroscopy conjoined with inflation of the urethra with air.

aerozol (*a'-er-o-zol*) [ἀήρ, air; ὄζειν, to smell]. A mixture of essential oils said to contain 75% of ozone; it is used by inhalation in catarrhal affections.

aerterиversion (*a-er-ter-iv-er'-shun*). See *arterioversion.*

aerteriverter (*a-er-ter-iv-er'-ter*). See *arterioverter.*

ærugo (*e-ru'-go*) [L., gen., *ærugĭnis*]. 1. Rust of a metal. 2. Copper rust; verdigris. **æ. ferri,** the subcarbonate of iron. **æ. plumbi,** lead carbonate or subcarbonate.

ærumna (*e-rum'-nah*) [L.]. Mental distress, or mental and physical distress combined.

Aerva (*a-er'-vah*) [Ar.]. A genus of plants of the order *Amarantaceæ.* **A. lanata,** a species native of tropical Asia and Arabia. It furnishes chaya-root, which contains a mucilaginous principle and has been used as a diuretic, in strangury, and as a depurative

æs (*ēz*) [L.]. Copper or brass. See *copper.*

æsculetin. See *esculetin.*

æsculin (*es'-ku-lin*). See *esculin.*

Æsculus (*es'-ku-lus*) [L.]. A genus of sapindaceous shrubs and trees; buckeye. **Æ. glabra,** Ohio buckeye. The bark is tonic, astringent, and antiperiodic. Dose of *fluid-extract* 10–20 min. (0.6–1.2 Cc.). **Æ. hippocastanum,** horse-chestnut. The bark is tonic, astringent, antiperiodic. Dose of *fluid-extract* 20–60 min. (1.2–3.7 Cc.). **Æ. pavia,** red buckeye. The bark has been used as a febrifuge. The fruit is said to be an active convulsant.

æstates (*es-ta'-tēz*) [L., pl.]. Freckles or sunburn.

æsthema (*es-the'-mah*) [αἰσθημα; pl. *æsthemates*]. A perception, sensation, sense.

æsthematology (*es-the-mat-ol'-o-je*). See *esthematology.*

æsthesia (*es-the'-ze-ah*). See *esthesia.*

æsthesin (*es'-the-sin*). See *esthesin.*

æsthesiogen (*es-the'-se-o-jen*). See *esthesiogen.*

æsthesiography (*es-the-se-og'-ra-fe*). See *esthesiography.*

æsthesiology (*es-the-se-ol'-o-je*). See *esthesiology.*

æsthesiomania (*es-the-se-o-ma'-ne-ah*). See *esthesiomania.*

æsthesiometer (*es-the-se-om'-et-er*). See *esthesiometer.*

æsthesiometry (*es-the-se-om'-et-re*). See *esthesiometry.*

æsthesioneurosis (*es-the-se-o-nu-ro'-sis*). See *esthesioneurosis.*

æsthesis (*es-the'-sis*). See *esthesis.*

æsthetica (*es-thet'-ik-ah*) [αἰσθησις, perception by the senses]. Diseases characterized by impairment or abolition of any of the senses.

æsthophysiology (*es-tho-fiz-e-ol'-o-je*). See *esthophysiology.*

æstival (*es'-tiv-al*). See *estival.*

æstivation (*es-tiv-a'-shun*). See *estivation.*

æstuarium (*es-tu-a'-re-um*). See *estuarium.*

æstuation (*es-tu-a'-shun*). See *estuation.*

æstus (*es'-tus*) [L.]. Heat; especially a flushing, or sudden glow of heat. **æ. volaticus,** wildfire rash; strophulus.

ætas (*e'-tas*) [L.]. Age; a period of life. See *age.*

æther (*e'-ther*). See *ether.*

ætherism (*e'-ther-izm*). See *etherism.*

æthiopification (*e-the-op-if-ik-a'-shun*). See *ethiopification.*

æthiopiosis (*e-the-op-e-o'-sis*). See *ethiopification.*

æthiops (*e'-the-ops*) [Αἰθίοψ, Ethiopian]. An old term for any black mineral powder used in medicine. **æ. antimonialis,** a black triturate of mercury, antimony, and sulphur, made after several distinct formulæ. **æ. martialis,** black oxide of iron. **æ. mineralis,** black amorphous triturate of mercury with sulphur, in various proportions.

æthol (*e'-thol*). Cetyl alcohol

æthomma (*eth-om'-ah*) [αἰθός, of a burnt color; ὄμμα, the eye]. 1. Paré's term for a pigmented condition of the humors and tunics of the eye. 2. Kühn's term for a morbid condition marked by flashes of light and flame appearing before the eye.

æthyl (*eth'-il*). See *ethyl.*

Æthusa cynapium (*e-thu'-zah si-na'-pe-um*). Fool's parsley, or lesser hemlock; it contains a volatile alkaloid somewhat like coniine, also a volatile oil.

ætiology (*e-te-ol'-o-ej*). See *etiology.*

afebrile (*ah-feb'-ril*) [*a*, priv.; *febrilis*, feverish]. Without fever.

afenil (*af'-en-il*). A compound of calcium chloride and urea.

afetal (*ah-fe'-tal*) [*a*, priv.; *fetus*, an offspring]. Without a fetus.

affectability (*af-ek-tab-il'-it-e*). The power of responding to a stimulus.

affection (*af-ek'-shun*) [*afficere*, to affect]. Disease. **a., parainfectious,** one in which the symptoms or conditions are only indirectly related to the disease named; a by-condition or accessory infection of certain diseases characterized by the appearance of symptoms attributable to an intercurrent or secondary infection, as in the case of noma occurring in cases of measles and due to infection with diphtheria **a., pneumogastropituitous,** see *pertussis.* **a., polyuric,** see *luthuria.* **a., primary,** one independent of any preceding disease. **a., secondary,** one that is a complication or sequel of a preexisting disease. **a., vaporous,** see vapors.

affective (*af-ek'-tiv*) [see *affection*]. Exciting emotion. **a. faculties,** the emotions and propensities, especially those peculiar to man. **a. insanity,** emotional or impulsive insanity.

affenspalte (*ahf'-en-spahl-ta*) [German for ape's split]. The parietooccipital fissure; ape-fissure.

afferent (*af'-er-ent*) [*afferens*, carrying to]. Carrying toward the center. Of *nerves:* conveying impulses toward the central nervous system; sensory; centripetal. Of *blood-vessels:* those, as the arteries, conveying blood to the tissues. Of *lymphatics,* those conveying lymph to a lymphatic gland.

afferentia (*af-er-en'-she-ah*). See *vasa.*

affiliation (*af-il-e-a'-shun*) [*ad*, to; *filius*, son]. In medical jurisprudence, the act of imputing or

affixing the paternity of a child in order to provide for its maintenance.

affinity (*af-in'-it-e*) [*affinis*, akin to]. 1. Relationship. 2. Attraction. 3. In biology, morphologic, physiologic, and phylogenetic relationship between organisms. **a. of aggregation,** cohesive attraction; the mechanical affinity of similar molecules tending to the formation of masses. Syn., *quiescent affinity; affinitas quiescens.* **a., chemical,** the force, exerted at inappreciable distances, that unites atoms. **a. of composition,** the tendency of substances to unite directly without previous decomposition. Syn., *affinitas compositionis; simple affinity; single affinity; compound affinity; mixing affinity.* **a., developed,** that exhibited by compounds, but which is not possessed by the constituents separately. Syn., *affinitas producta; resulting affinity; secondary affinity.* **a., divellent,** the tendency to form new compounds at the expense of decomposition of those previously existing. Syn., *affinitas divellens; separating affinity.* **a., elective,** the preference of one substance for another over a second or third. **a., elementary.** 1 That which exists between the elements of two or more compounds. 2. Physicochemical relationship of elementary substances. **a., mediating,** that by virtue of which a substance lacking the power of combination with a certain substance secures it by preliminary combination with another. Syn., *appropriate affinity; imparted affinity; intermediate affinity; inducing affinity; inductive affinity; affinity of an intermedium; affinitas adjuta; affinitas appropriata; affinitas approximata.* **a., morbid,** the tendency of certain affections to exist synchronously or as sequels. **a., reciprocal,** chemical attraction between the elements of a secondary compound, tending, under altered conditions, to the reformation of the primary compound. Syn., *alternating elective affinity; affinitas reciproca.* **a., simple elective,** that exhibited by a simple body for a single element of a compound. Syn., *single elective affinity.* **a. of solution,** that existing between a dissolved substance and its solvent. **a., vital,** the selective action or chemiotaxis exhibited by the several tissues of an organism for their peculiar pabulum.

affion, affioni [Turkish]. Crude opium; it contains regularly 10% of morphine. Syn., *offium.*

affixion (*af-ik'-shun*) [*affigere*, to fasten]. Adhesion.

afflatus (*af-la'-tus*) [L., "a blowing upon"]. 1. A draft or blast of air. 2. A sudden attack. 3. A supposed inspiration or divine influence.

affluence (*af'-lu-ens*) [*affluentia*, from *affluere*, to flow to]. A determination or influx, as of blood to a part.

affluent (*af'-lu-ent*) [*affluens*, flowing to]. Producing a congestion; determinant; flowing in or upon.

afflux, affluxion (*af'-luks, af-fluk'-shun*) [*affluere*, to flow toward]. The flow of the blood or other liquid to a part.

affuse (*af-ūz'*) [*affundĕre*, to pour upon]. To sprinkle or pour upon from a height; to shower.

affusio (*af-u'-se-o*) [L.; pl., *affusiones*]. 1. An affusion. 2. Suffusion. 3. Infusion. 4. Cataract.

affusion (*af-u'-zhun*) [*affundere*, to pour upon]. The pouring of water upon an object, as upon the body in fever, to reduce temperature and calm nervous symptoms. **a., cold.** Currie's method of treating fevers by pouring cold water over the patient. Syn., *affusio frigida.*

afibroma (*ah-fi-bro'-mah*) [*ă*, priv.; *fibroma*]. A mass of fibrous tissue which is not arranged so as to form a tendon or fascia.

African arrow-poison. See *strophanthus.* **A. fever,** synonym of *dengue.* **A. gum,** gum-arabic. **A. lethargy,** a "sleeping-sickness" affecting west African coast negroes. Increasing somnolence is the characteristic symptom. It is very fatal—death from exhaustion follows in from 3 to 6 months. Syn., *nēlavan.*

afridol (*af'-rid-ol*). An antiseptic, said to be an orthotoluate of mercury and sodium.

afrodyn (*af'-ro-din*) [*ἀφροδίσια*, venery]. An aphrodisiac, the principal ingredient of which is said to be the tincture of myorapuama.

aftannin (*af'-tan-in*). An infusion of herbs with formaldehyde and glycerin used in veterinary practice.

after (*af'-ter*) [AS., *æfter*, back]. 1. The anus; the buttocks. 2. Next in succession.

after-action, the negative variation in an electrical current continuing for a short time in a tetanized muscle. **a., inner,** that involving the whole muscle or muscular fiber **a., terminal,** that affecting only the ends of the muscular fibers.

after-birth, the popular designation of the placenta, cord, and membranes, sometimes called the *secundines.*

after-brain. See *hindbrain* and *metencephalon.*

after-care, the care or nursing of convalescents; specifically, the treatment of patients discharged as cured from lunatic asylums.

after-cataract, *cataracta secundaria;* an opacity of the media of the eye after operation for cataract due to opacification of the capsule or to nonabsorption of the remains of the lens-substance.

after-current (*af-ter-kur'-ent*). See under *current.*

after-damp, a poisonous mixture of gases, such as carbon monoxide and carbon dioxide, found in coal mines after an explosion of inflammable gases.

after-gilding (*af-ter-gild'-ing*). A term introduced by Apathy to designate the process of treating nerve-tissues with salts of gold after fixation and hardening. Cf. *foregilding.*

after-hearing, a neurotic condition in which sounds are heard after the wave-motion that produces them has ceased.

after-images, continued retinal impressions after the stimulus of the light or image has ceased to act. A *positive after-image* is a simple prolongation of the sensation; a *negative after-image* is the appearance of the image in complementary colors. After sensations may be also experienced with other senses

afterings (*af'-ter-ingz*). See *after-milk.*

after-milk, the strippings; the last milk taken from the teat at any one milking. It is peculiarly rich in butter, as compared with the foremilk.

after-pains. See *pains.*

after-perception, the perception of a sensation after the stimulus has passed away.

after-production (*af-ter-pro-duk'-shun*). A new growth; neoplasm.

after-sensation, a sensation lasting longer than the stimulus producing it.

after-sound. See *after-hearing.*

after-taste, a gustatory sensation produced some time after the stimulus has been removed.

after-treatment. See *after-care.*

after-vision (*af-ter-vish'-on*). The perception of an after-image.

Ag. Abbreviation for *argentum*, Latin for silver.

agalactia (*ah-gal-ak'-te-ah*) [ἀ, priv.; γάλα, milk]. Non-secretion or imperfect secretion of milk after child-birth.

agalactous (*ah-gal-ak'-tus*) [ἀ, priv.; γάλα, milk]. 1. Without milk. 2. Not suckled; not nourished with milk. 3. Capable of diminishing the secretion of milk.

agal-agal (*ah'-gal-ah'-gal*). See *agar-agar*.

agalasia (*ah-gal-a'-ze-ah*). See *agalactia*. **a. contagiosa**, an epidemic, contagious disease of sheep and goats, marked by drying-up of the milk.

agalorrhea, or **agalorrhœa** (*ah-gal-o-re'-ah*) [ἀ, priv.; γάλα, milk; ῥέειν, to flow]. A cessation of the flow of milk.

agamete (*ag'-am-ēt*) [ἀ, priv.; γαμέτης, a spouse]. Any protozoal body which reproduces asexually.

agamic (*ah-gam'-ik*) [ἀ, priv.; γάμος, marriage]. In biology, not sexual; not pertaining to the sexual relation; asexual reproduction; parthenogenesis.

agamogenesis (*ah-gam-o-jen'-es-is*) [ἀ, priv.; γάμος, marriage; γένεσις, generation]. Reproduction without fecundation, as, *e. g.*, by gemmation. See *parthenogenesis*.

agamogenetic (*ah-gam-o-jen-et'-ik*) [ἀ, priv.; γάμος, marriage; γένεσις, generation]. Pertaining to agamogenesis.

agamont (*ag'-am-ont*) [*agamic*]. A body characterized by agamogenesis.

agamospore (*ah-gam'-o-spor*) [ἀ, priv.; γάμος, marriage; σπορά, offspring]. In biology, an asexually produced spore.

agamous (*ah'-gam-us*), [ἀ, priv.; γάμος, marriage]. Without genital organs.

aganactesis (*ag-an-ak-te'-sis*) [ἀγανάκτησις, physical pain]. Irritation; physical pain or uneasy sensation.

aganoblepharon (*ag-an-o-blef'-ar-on*) [ἀγανοβλέθορος, mild-eyed]. Adhesion of the eyelids to each other.

agar-agar (*ag'-ar-ag'-ar*) [Ceylon]. A kind of glue made from certain sea-weeds, such as *Gracilaria lichenoides* and *Gigartina speciosa*, used in medicine to make suppositories, and in bacteriological studies to make a solution in which microorganisms are bred or kept. See *gelose*.

agar hanging block (*ag'-ar*). In bacteriology a small block of nutrient agar cut from a poured plate, and placed on a cover-glass, the surface next the glass having been first touched with a loop from a young fluid culture or with a dilution from the same. It is examined upside down, the same as a hanging drop.

agaric (*ag-ar'-ik*). Touchwood; spunk; tinder; the product of different species of *Boletus*, a genus of mushrooms. *Boletus laricis*, *Polyporus officinalis*—is the *white* or *purging agaric*. *Agaric* or *agaricinic acid*, in doses of $\frac{1}{16}$–$\frac{1}{4}$ gr. (0.004–0.02 Gm.), is also useful in night-sweats. Dose of the *extract* 3–6 gr. (0.19–0.38 Gm.); of the *tincture* 3–20 min. (0.18–1.2 Cc). *Agaricus chirurgorum*, *Boletus chirurgorum*, surgeon's agaric, a parasitic fungus formerly used for *moxa*. Soaked in solution of potassium nitrate it forms *spunk*. *Agaricus muscarius*, fly agaric, poisonous mushroom, contains an alkaloid, *muscarine*. Dose of the *alkaloid* $\frac{1}{2}$–2 gr. (0.008–0.13 Gm.). *Muscarine nitrate* is used hypodermatically. Dose $\frac{1}{10}$–$\frac{1}{4}$ gr. (0.006–0.048 Gm.).

agaricin (*ag-ar'-is-in*) [see *agaricus*]. 1. $C_{16}H_{32}O_3 + H_2O$. A white, crystalline substance, the active principle of *Agaricus albus*. It has proved useful in the night-sweats of pulmonary tuberculosis. Dose $\frac{1}{10}$–$\frac{1}{10}$ gr. (0.003–0.006 Gm.). Unof. 2. An impure alcoholic extract of the agaric, *Polyporus officinalis;* used as an anhidrotic.

Agaricus (*ag-ar'-ik-us*) [ἀγαρικόν, of Dioscorides, from *Agaria*, a former district of Poland or Sarmatia, whence the Greeks derived the larch agaric]. A large genus of hymenomycetous fungi; mushrooms and toadstools. Cf. *Polyporus amanita*. **A. chirurgorum**, see under *agaric*. **A. rubra, A. sanguinea**, these species, indigenous to France, were formerly included under *A. rubra*. They yield the alkaloid *agarythrine* and the rose-red coloring-matter *ruberin*.

agarol (*ag'-ar-ol*). A modified mineral oil with phenolphthalein and agar agar, emulsionized without saponification; used for constipation.

agarythrine (*ag-ar'-ith-rin*). A yellowish-white alkaloid extracted by ether from *Agaricus rubra* and *A. sanguinea*. It has a bitter taste and leaves a burning sensation in the mouth.

agaster (*ah-gas'-ter*) [ἀ, priv.; γαστήρ, the stomach]. One without a stomach.

agastric (*ah-gas'-trik*) [see *agaster*]. Without an intestinal canal, as the tape-worms.

agastronervia (*ah-gas-tro-ner'-ve-ah*) [ἀ, priv.; γαστήρ, the stomach; *nervus*, a nerve or sinew]. See *agastroneuria*.

agastroneuria (*ah-gas-tro-nū'-re-ah*) [ἀ, priv.; γαστήρ, the stomach; νεῦρον, a nerve]. Deficiency in the nerve-stimulus sent to the stomach.

agathin (*ag'-ath-in*) [ἀγαθός, good], $C_6H_4(OH).CH.N.N.(CH_3).C_6H_5$. A greenish-white, crystalline substance, obtained by the interaction of salicylic aldehyde and α-methylphenylhydrazine. It is used as an antineuralgic in doses of 8 gr. (0.52 Gm.) 2 or 3 times daily. Its action is cumulative.

Agave (*a-ga'-ve*) [ἀγαυή, noble]. A large genus of amaryllidaceous plants, natives of North America. *A. americana*, American aloe, the leaves of a plant growing in North America. It is diuretic and antisyphilitic. Dose of the *fluidextract* $\frac{1}{2}$–1 dr. (2–4 Cc.). The fresh juice is also similarly employed. The fermented juice, called *pulque*, is a moderately stimulant drink, very popular in Mexico.

AgCl. Silver chloride.

AgCN. Silver cyanide.

age (*āj*). The length of time a being has existed; also, a certain stage in life. **a. of consent**, in medical jurisprudence the age at which a minor is considered capable of consenting to sexual intercourse; it is usually placed at 16 years. **a. critique**, the climacteric. **a., marriageable, a., nubile**, see *nubility*. **a. of puberty**, see *puberty*.

agenesia, agenesis (*ah-jen-e'-se-ah, ah-jen'-es-is*) [ἀ, priv.; γένεσις, generation]. 1. Incomplete and imperfect development. 2. Impotence, barrenness.

agenetic (*ah-jèn-et'-ik*) [ἀ, priv.; γένεσις, generation]. Denoting or pertaining to characters or units which tend to destroy the race or cause it to deteriorate.

agenitalism (*ah-jen'-it-al-izm*). The symptom complex found in persons who lack testicles or ovaries.

agenosomia (*ah-jen-o-so'-me-ah*) [ἀ, priv.; γεννᾶν, to beget; σῶμα, body]. Defective development of the genitals.

agenosomus (*ah-jen-o-so'-mus*) [ἀ, priv.; γεννάν, to beget; σῶμα, body]. A variety of single autositic monsters, of the species *Celosoma*, in which there is a lateral or median eventration occupying principally the lower portion of the abdomen, while the genital and urinary organs are either absent or very rudimentary.

agent (*a'-jent*) [*agree*, to act, to do]. A substance or force that by its action effects changes in the human body.

agerasia (*aj-er-a'-ze-ah*) [ἀγηρασία, eternal youth]. Vigorous healthy old age.

ageusia, ageustia (*ah-gu'-se-ah, ah-gu'-ste-ah*) [ἀ, priv.; γεῦσις, taste]. Abolition of the sense of taste. **a., central,** that due to lesion of the cerebral centers of the gustatory nerves. **a., conduction,** that due to lesion in the nerves between their origin and distribution. **a., peripheral,** that due to disorder of the ends of the nerves of taste.

agger (*aj'-er*) [L.]. In anatomy, a pile or mound. **a. nasi,** an oblique ridge on the inner surface of the nasal process of the maxilla; also called *crista ethmoidalis*. **a. valvulæ venæ** [*pl. aggeres valvularum venarum*], the eminence of a venous valve; a projection within the lumen of a vein at the junction of a valve.

agglomerate (*ag-lom'-er-āt*) [*agglomerare*, to wind into a ball]. Grouped or clustered.

agglutinant (*ag-gloo'-tin-ant*). A substance which causes agglutination.

agglutinatio (*ag-gloo-tin-a'-she-o*). Agglutination. **a. maxillæ inferioris** trismus.

agglutination (*ag-gloo-tin-a'-shun*) [*ad*, to; *glutinare*, to paste]. 1. A joining together. 2. A copulative phenomenon accompanying hemolysis or bacteriolysis, thought by Gruber to be due to some deleterious effect on the membrane of the bacteria or blood-corpuscles which makes it sticky. **a. test,** see *Widal's test*.

agglutinative (*ag-gloo'-tin-a-tiv*) [see *agglutination*] 1. Favoring agglutination; adhesive. 2. Any adhesive substance that retains the edges of wounds in apposition. 3. A remedy that promotes repair of wounds by favoring nutrition.

agglutinin (*ag-gloo'-tin-in*) [see *agglutination*]. A specific principle occurring in the blood-serum of an animal affected with a disease of microbic origin and capable of causing the clumping of the bacteria peculiar to that disease, as exemplified in the Widal reaction. In *iso-agglutinin*, the reaction is wider, the agglutinin proving more or less active with all bacteria belonging to a certain group.

agglutinogen (*ag-gloo'-tin-o-jen*). 1. A substance which when introduced into the body is capable of causing the formation of an agglutinin. 2. An inheritable substance which agglutinates the blood of parent and child only.

agglutinoid (*ag-gloo'-tin-oid*). An agglutinin with the zymotoxic group deficient or absent.

agglutinophore (*ag-gloo-tin'-o-fōr*). Same as *zymophore, q. v.*

agglutinoscope (*ag-gloo'-tin'-o-skōp*) [see *agglutination; σκοπεῖν*, to view]. An instrument used to observe the process of agglutination in a test-tube, and to facilitate the reading of the result.

agglutitio (*ag-gloo-tish'-e-o*) [*ad*, against; *glutire*, to swallow]. Difficult deglutition; an obstruction to swallowing.

agglutogen (*ag-gloo'-to-jen*). See *agglutinogen*.

agglutogenic (*ag-gloo-to-jen'-ik*) [*agglutinin; generare*, to produce]. Relating to substances from which agglutinins originate.

agglutometer (*ag-gloo-tom'-et-er*). An apparatus used in performing the agglutination or Widal test.

aggregate (*ag'-re-gāt*) [*ad*, to; *gregare*, to collect into a flock]. Grouped into a mass. **a. glands,** Peyer's patches.

aggregation (*ag-re-ga'-shun*) [*ad*, to; *gregare*, to collect into a flock]. 1. The massing of materials together. 2. A congeries or collection of bodies, mostly of such as are similar to each other.

aggressin (*ag-res'-in*) [*aggressio*, an attack]. A substance produced in the body by bacteria, having the property of weakening the normal protective substances of the body. By some it is held that this substance increases the virulence of the bacteria.

aggressinogen (*ag-res-in'-o-jen*). An antigen which gives rise to aggressins.

aggressivity (*ag-res-iv'-it-e*). The degree of activity displayed by an invading microorganism against the protective forces of the host.

AgI. Silver iodide.

agitation (*aj-it-a'-shun*) [*agitare*, to excite, arouse]. 1. Fatiguing restlessness with violent motion; mental disturbance. 2. Stirring or shaking, as in pharmacy.

agitographia (*aj-it-o-graf'-e-ah*) [*agitare*, to excite; γράφειν, to write] A condition in which the hand-writing is defective, owing to omission or slurring or distortion of letters, syllables, or words.

agitophasia (*aj-it-o-fa'-ze-ah*) [*agitare*, to excite; φάσις, speech]. A condition of excessive rapidity of speech with sounds or syllables slurred, omitted or distorted.

aglandular (*ah-glan'-du-lar*) [ἀ, priv.; *glandula*, a gland]. Having no glands; without glands

aglaucopsia, see *aglaukopsia*.

aglaukopsia (*ag-law-kop'-se-ah*) [ἀ, priv.; γλαυκός, green; ὄψις, vision]. Green-blindness.

aglia (*ag'-le-ah*) [L.]. A speck or spot upon the cornea or on the white of the eye.

aglobulia (*ah-glo-bu'-le-ah*). A decrease in the number of red blood-corpuscles.

aglobulism (*ah-glob'-u-lizm*) [ἀ, priv.; *globulus*, a globule]. Aglobulia; oligocythemia.

aglossia (*ah-glos'-e-ah*) [ἀ, priv.; γλῶσσα, the tongue]. 1. Absence of the tongue. 2. Dumbness; senile impairment of speech

aglossostomia (*ah-glos-o-sto'-me-ah*) [ἀ, priv.; γλῶσσα, the tongue; στόμα, mouth]. The condition of a mouth without a tongue.

aglossus (*ah-glos'-us*) [see *aglossia*]. A person without a tongue.

aglutition (*ah-glu-tish'-un*) [ἀ, priv.; *glutire*, to swallow]. Difficulty in swallowing; inability to swallow.

aglycosuric (*ah-gli-ko-sū'-rik*) [ἀ, priv.; *glycosuria*]. Free from glycosuria.

agmatine (*ag'-mat-ēn*). A protein derivative having a direct action upon the uterine muscle, inducing contractions, but it is less potent than ergamine.

agmatology (*ag-mat-ol'-o-je*) [ἄγμός, a fracture; λόγος, a discourse]. The science or study of fractures.

agmel (*ag'-mel*). Concentrated juice of the Agave.

agmen (*ag'-men*) [*agmen*, a multitude]. A collection, a crowd. **a. peyerianum,** Peyer's patches.

agminate, agminated (*ag'-min-āt, ag'-min-a-ted*) [*agmen*, a multitude]. Aggregated; clustered. **a. gland,** see *gland, Peyer's*.

agnail (*ag'-nāl*). 1. Hangnail. 2. Whitlow. 3. A corn.

agnathia (*ah-gna'-the-ah*) [ἀ, priv.; γνάθος, a jaw]. Absence or defective development of the jaws.

agnathus (*ag'-na-thus*) [ἀ, priv.; γναθος, a jaw]. A monster with no lower jaw.

agnea, or agnœa (*ag-ne'-ah*) [ἀγνοια, want of perception]. A condition in which the patient does not recognize things or persons.

Agnew's splint (*ag'-nū*) [David Hayes *Agnew*, American surgeon, 1818–1892]. *For hip-joint disease;* a long splint with a perineal band (fitted closely against the tuber ischii) and a foot-piece; used after the disappearance of acute symptoms and designed to support the weight of the trunk.

agnin (*ag'-nin*) [*agnus*, a lamb]. A fatty substance derived from sheep's wool.

agnina membrana (*ag-ni'-nah mem-bra'-nah*) [L.]. The ammion.

$AgNO_3$. Silver nitrate.

agnolin (*ag'-no-lin*). Purified wool fat; adeps lanæ.

agnosia (*ah-gno'-se-ah*) [ἀ, priv ; γνῶσις, a recognizing]. Loss of the perceptive faculty which gives recognition of persons and things.

Ag_2O. Silver oxide.

agocholan (*ag-ok'-ol-an*). Trade name of cholosalicylate of strontium; used as a cholagogue.

-agoga, -agogue [ἀγωγός, one who leads]. A suffix, denoting agents that drive out other substances, as emmenagogues, lithagogues, etc.

agomensin (*ag-o-men'-sin*). A preparation from the corpus luteum; used to increase the menstrual flow, and to aid development in retarded sexual cases.

agomphiasis (*ah-gom-fi'-as-is*) [ἀ, priv.; γομφίος, a tooth]. Same as *agomphosis*.

agomphious (*ah-gom'-je-us*) [ἀ, priv.; γομφίος, a tooth]. Without teeth.

agomphosis (*ah-gom-fo'-sis*) [see *agomphious*]. 1. Absence of teeth. 2. A loosening of the teeth.

agonal (*ag'-on-al*) [ἀγωνία, a struggle]. 1. Struggling; relating to the death-struggle. 2. Santalol benzoate.

agonia (*ag-o'-ne-ah*) [ἀγωνία, a contest or struggle]. 1. Distress of mind; extreme anguish. 2. The death struggle. [ἄγονος, barren]. Barrenness; sterility; impotence. **a. bark**, see *agonada*.

agoniadin (*ag-on-i'-ad-in*), $C_{10}H_{14}O_6$. A glucoside in Agonia bark. Used as an anti-periodic.

agonous (*ag'-o-nus*) [ἄγονος, unfruitful]. Barren; impotent.

agony (*ag'-o-ne*) [see *agonal*]. Violent pain; extreme anguish; the death-struggle.

agopyrine (*ag-o-pi'-rin*). An influenza remedy said to contain salicin, 4 gr.; ammonium chloride ½ gr.; cinchonine sulphate, ½ gr.

agoraphobia (*ag-o-ra-fo'-be-ah*) [ἀγορά, a marketplace, assembly; φόβος, fear]. A morbid fear of open places or spaces.

agoriadin (*ag-o-ri'-ad-in*) [Sp.]. $C_{10}H_{14}O_6$. A glucoside, probably the active principle of *agoriada*.

Agostini's reaction for glucose. To 5 drops of the urine add 5 drops of 0.5% solution of gold chloride and 3 drops of 20% potash solution, and heat gently. In the presence of glucose a red color will be produced.

Ag_3PO_4. Silver phosphate.

-agra (ἄγρα, a seizure]. A Greek word added as a suffix to various roots to denote *seizure, severe pain;* as podagra, etc.

agraffe (*ag-raf'*) [Fr. *agrafe*, a hook, clasp]. An instrument to keep the edges of a wound together.

agrammatism (*ah-gram'-at-ism*) [ἀ, priv.; γράμμα, a word]. A phenomenon of aphasia, consisting in the inability to form words grammatically, or the suppression of certain words of a phrase.

agranulocytosis (*ah-gran-u-lo-si-to-sis*). Absence, or great decrease in number of granulocytes.

agraphia (*ah-graf'-e-ah*) [ἀ, priv.; γράφειν, to write]. Inability to express ideas by writing. **a., absolute**, a variety in which no letters can be formed. Syn., *literal agraphia*. **a., acoustic**, loss of capacity to write from dictation. **a. amnemonica**, a form in which letters can be written, but without conveying any meaning. **a. atactica**, that form in which letters cannot be formed from lack of muscular coordination. **a., literal, a. literalis**, see *a., absolute*. **a., motor**, inability to recall the movements of the hand necessary in writing. **a., musical**, pathological loss of the ability to write musical notes. **a., optic**, inability to copy writing, but ability to write from dictation. **a., verbal**, a variety in which a number of words without meaning can be written. Cf. *paragraphia*.

agraphic (*ah-graf'-ik*) [see *agraphia*]. Affected with or pertaining to agraphia.

agremia (*ag-re'-me-ah*) [ἄγρα, seizure; αἷμα, blood]. The condition of the blood in gout; the gouty diathesis.

agria (*ag'-re-ah*) [ἄγριος, wild]. A pustular eruption; malignant pustule; herpes.

agridinium (*ag-rid-in'-e-um*). A dye-stuff used with arsenophenylglycin, as a trypanocide.

agrielcosis (*ag-re-el-ko'-sis*) [ἄγριος, wild; ἕλκωσις, ulceration]. A malignant ulceration.

agrilin (*ag'-ril-in*). Trade name of a preparation containing mineral oil and agar-agar.

agrimony (*ag'-rim-o-ne*) [ἀγρός, a field; μόνος, alone]. The root of *Agrimonia eupatoria*, a mild astringent. Dose of *fluidextract* ½–2 dr. (2–8 Cc.).

agriopsoria (*ag-re-op-so'-re-ah*) [ἄγριος, wild; ψώρα, itch]. An incurable or severe attack, or variety, of itch.

agriothymia (*ag-re-o-thi'-me-ah*) [ἄγριος, wide; θυμός, mind; will]. Maniacal fury.

agrippa (*ag-rip'-ah*) [L.]. One born with the feet foremost.

agromania (*ag-ro-ma'-ne-ah*) [ἀδρός, a field; μανία, madness]. A mania for living in the country.

agron [East Indian]. A disease which occurs in India, marked by roughening of the tongue, with fissures.

agrypnetic (*ah-grip-net'-ik*) [ἀγρύπνος, sleepless] 1. Sleepless; wakeful. 2. Preventing sleep; agrypnotic.

agrypnia (*ah-grip'-ne-ah*) [ἀγρύπνος sleepless]. Loss of sleep; insomnia.

agrypnocoma (*ah-grip-no-ko'-mah*) [ἀγρύπνος, sleepless; κῶμα, coma]. Coma vigil; wakeful lethargy, with low-muttering delirium.

agrypnotic (*ah-grip-not'-ik*) [ἀγρύπνος, sleepless]. 1. Preventing sleep; causing wakefulness. 2. A medicine that prevents sleep.

Ag_2S. Silver sulphide.

$AgSO_4$. Silver sulphate.

aguamiel (*ah-goo-ah-me-el'*) [Sp.]. The sap of the pulque magueys, *A. gave atrovirens*, and *A. Mexicana*. From it is made the fermented drink pulque. It is said to have diuretic, laxative, galactagogue, and nutrient properties.

ague (*a'-gū*) [*acutus*, sharp; acute; Fr., *aigu*]. 1. Malarial or intermittent fever; characterized by paroxysms consisting of chill, fever, and sweating, at regularly recurring times, and followed by an interval or intermission the

length of which determines the epithets quotidian, tertian, etc. In some cases there is a double paroxysm, and hence these are called double quotidian, double tertian, etc. The duration of each paroxysm varies from 2 to 12 hours. Syn., *fever and ague; intermittent fever; periodic fever; malarial fever; marsh fever; paludal fever; miasmatic fever.* 2. A chill. **a., Aden,** see *dengue.* **a., brass-founders',** a disease common among brass-founders, characterized by symptoms somewhat resembling an imperfect attack of intermittent fever, the recurrence of the paroxysms, however, being irregular. The direct cause is generally thought to be the inhalation of the fumes of deflagrating zinc or "spelter." **a., brow-,** intermittent neuralgia of the brow. **a.-cake,** chronic enlargement of the spleen in diseases of malarial origin. **a., catenating,** ague associated with other diseases. **a.-drop,** see *Fowler's solution.* **a., dumb,** ague without well-marked chill, and with at most only partial or slight periodicity. Syn., *dead ague; irregular ague; latent ague; masked ague.* **a., face,** tic douloureux. **a., partial,** ague attended with pain which is limited to some part or organ. **a.-tree,** common sassafras. **a.-weed.** 1. See *Gentiana.* 2. *Eupatorium perfoliatum,* or thoroughwort.

aguish (*a'-gu-ish*). Resembling or relating to ague; affected with ague.

agurin (*ag'-ū-rin*). A compound of sodium theobromate and sodium acetate; it is recommended as a diuretic in doses of 24 gr. (1 5 Gm).

Ah. Abbreviation of hypermetropic astigmatism.

Ahlfeld's sign (*ahl'-felt*) [Johann Friedrich *Ahlfeld,* German obstetrician, 1843–]. Irregular tetanic contractions affecting localized areas of the uterus, observed after the third month of pregnancy.

ahypnia (*ah-hip'-ne-ah*) [ἀ, priv.; ὕπνος, sleep]. Sleeplessness.

ahypnosis (*ah-hip-no'-sis*) [ἀϋπνία, sleeplessness]. Entire absence of the capacity to sleep, most marked in insanity.

aichmophobia (*āk-mo-fo'-be-ah*) [ἀιχμή, a spear point; φοβέιν , to fear]. An extravagant dread of sharp or pointed instruments.

Aich's metal (*īk*). An alloy of iron and zinc.

aidoio- (*a-doi'-o*). See *edeo-.*

aidoiomania (*a-doi-o-ma'-ne-ah*). See *edeomania.*

ail (*āl*) [ME., *eyle*]. 1. To be out of health. 2. A slight indisposition. 3. Garlic. **a., Wetherbee,** a popular name for progressive muscular atrophy, from the fact that several successive generations of a Massachusetts family of that name were affected with the disease.

Ailanthus (*a-el-an'-thus*). See *Ailantus.*

ailantus (*a-el-an'-tus*) [Malacca, *aslanto,* "tree of heaven"]. The bark of *A. glandulosa,* commonly known as "tree of heaven." Its properties are due to an oleoresin and a volatile oil. It is a nauseant and drastic purgative and an excellent anthelmintic against tape-worm. Dose of *fluidextract* 10 min.–1 dr. (0.6–4.0 Cc.); of *tincture* 10 min.–2 dr. (0.6–8.0 Cc.).

ailing (*āl'-ing*). Indisposed; out of health; not well.

ailment (*āl'-ment*) [ME., *eyle*]. A disease; sickness; complaint.

ailurophilia (*a-lū-ro-fil'-e-ah*) [αἴλουρος, a cat; φιλεῖν, to love]. An excessive fondness for cats.

ailurophobia (*a-lu-ro-fo'-be-ah*) [αἴλουρος a cat; φόβος, fear]. A morbid fear of cats.

ainhum (*in'-hoom*) [negro word, meaning to *saw*]. A disease of Guinea and Hindustan, peculiar to negroes, in which the little toes are slowly and spontaneously amputated at about the digito-plantar fold. The process is very slow, is unaccompanied by any constitutional symptoms, and its cause is unknown. It sometimes attacks the great toe.

aiodine (*ah-i'-o-din*). A preparation of the thyroid gland and tannin. It is a tasteless powder, of which each gram is said to represent 10 Gm. of the fresh glands and to contain 0.4 % of iodine. It is used in myxedema.

air [ἀήρ, the lower, dense air as distinguished from αἰθήρ, the upper and purer air]. The atmosphere. *Atmospheric air* consists of a mixture of 77 parts by weight, or 79.19 by volume, of nitrogen, and 23 parts by weight, or 20.81 by volume, of oxygen, with 0.03 to 0.06 parts by volume of CO_2. It also contains traces of ammonia, argon, nitrites, and organic matter. By virtue of its oxygen it is able to sustain respiration. One hundred cubic inches weigh 30.935 gr. The pressure of the air at sea-level is about 14¾ pounds upon the square inch. **a., alkaline,** free or volatile ammonia. **a., azotic,** nitrogen. **a.-bag,** see *a.-cushion.* **a.-bath,** therapeutic exposure to air, which may be heated, condensed, or variously medicated. **a.-bed,** an air-tight rubber mattress, inflated with air, employed in conditions requiring prolonged confinement to bed. **a.-bladder,** see *a.-vesicles.* **a.-cell,** an air-sac; an air-vesicle of the lung. **a., complemental,** the amount of air that can still be inhaled after an ordinary inspiration. **a. conduction,** a method of testing the hearing-power by means of a watch held at varying distances from the ear, or by the employment of a number of tuning-forks of varying pitch. **a.-cure,** the therapeutic employment of air. **a.-cushion,** a cushion filled with air, and usually made of soft india-rubber. **a., dephlogisticated,** an old name for oxygen. **a.-douche,** the inflation of the middle ear through the nose. **a.-embolism,** the entrance of free air into the blood-vessels during life. **a., expired,** that driven from the lungs in expiration. **a., factitious,** carbon dioxide. **a., fixed,** an old name for carbon dioxide. **a., hepatic,** hydrogen sulphide. **a.-hunger,** dyspnea on both inspiration and expiration. **a., inspired,** that taken into the lungs on inspiration. **a., liquid,** air which has been liquefied by intense pressure; an extreme cold is produced by its evaporation. **a., mephitic,** carbon dioxide. **a.-passages,** the nares, mouth, larynx, trachea, and bronchial tubes. **a., phlogisticated,** an old name for nitrogen. **a.-pump,** an apparatus for exhausting or compressing air. **a., reserve, a., supplemental,** the air that can still be exhaled after an ordinary expiration. **a., residual,** that remaining in the lungs after the most complete expiration possible. **a.-sac,** see *a.-vesicles.* **a., solid, of Hales,** carbon dioxide; so called because of its property of forming solid carbonates with metallic oxides. **a.-space,** a space in tissues filled with air or other gases. **a., stationary,** that remaining in the lungs during normal respiration. **a., supplemental,** see *a., reserve.* **a.-tester,** an instrument for testing the purity of the air. **a., tidal,** that taken in and given out at each respiration. **a.-trap,** a trap to prevent the escape of sewer gas. **a.-vesicles,** the alveoli of the lung, the ultimate division of

the air-passages. **a., vital**; old name for oxygen.

air-break wheel, air-breaking wheel. An arrangement by means of which the sparks may be promptly extinguished when using a 110-volt continuous current to excite a coil; the spark formed at the contact-brushes when the coil is energized is blown out instantaneously by the air-blast.

airoform (*ār'-o-form*). Same as *airol.*

airogen (*ār'-o-jen*). See *airol.*

airol (*ār'-ol*). Trade name for *bismuth iodosubgallate. q. v.*

Aitken's pill (*ait'-ken*) [Sir William *Aitken*, Scotch physician, 1825–1892]. It contains reduced iron gr. ⅔, quinine sulphate, gr. j, strychnine and arsenic trioxide āα gr. $\frac{1}{10}$.

Aitkin's operation (*āt'-kin*) [John Aitkin, Scotch surgeon, –1790]. A double hebotomy in case of dystocia resulting from a narrow pelvis.

ajakol (*aj'-ak-ol*). Trade name of a disinfectant containing pyrocatechin ethyl ether.

akamathesia, akamathesis. See *akatamathesia.*

akamushi disease (*ah-kah-mu'-she*) [Jap. *aka*, red; *mushi*, bug, or insect]. Japanese river fever.

akanthesthesia (*a-kan-thes-the'-ze-ah*) [ἄκανθα, a thorn; αἰσθησις, sensation]. A form of paresthesia or perverted sensation in which there is a feeling as of a sharp point.

akanthion (*a-kan'-the-on*). See *acanthion.*

akaralgia (*ak-ar-al'-je-ah*). A proprietary "headache cure." It contains sodium salicylate, sodium sulphate, magnesium sulphate, lithium benzoate, and nux vomica.

akarkine (*ak-ar'-kin*). Trade name for arsenic albuminate; it is used as a cancer cure.

akatamah (*ak-ah-tah'-mah*). The native West Central African name for an endemic peripheral neuritis of obscure origin marked by numbness and intense prickling and burning in the presence of cold or damp.

akatamathesia (*ah-kat-am-ath-e'-ze-ah*) [ἀ, priv.; καταμάθησις, understanding]. Inability to understand.

akathisia (*ah-kath-e'-ze-ah*) [ἀ, priv.; καθίζειν, to be seated]. A name given by Lad Haskovec to a form of rhythmic chorea in which the patient is unable to remain seated; the affection resembles astasiaabasia.

Äkerlund deformity. A deformity of the duodenal cap, caused by an ulcer.

akidopeirastic (*ak-id-o-pi-ras'-tik*) [ἀκή, ἀκίς, needle; πειραστικός, proving]. Relating to the exploratory puncture of a diseased area by means of a stout needle.

akidopeirastica (*ak-id-o-pi-ras'-tik-ah*) [ἀκίς, a point; πειράζειν, to make a trial of]. Exploratory incision or puncture.

akinesia, akinesis (*ah-kin-e'-se-ah, ah-kin-e'-sis*) [ἀ, priv.; κίνησις, motion]. Lack of or imperfect motion; motor paralysis. **a. algera**, an affection characterized by abstinence from voluntary movement on account of pain, which any active muscular effort causes. The condition is probably a form of neurasthenia. **a., crossed**, a motor paralysis on the side opposite that in which the lesion exists. **a., reflex**, impairment or loss of reflex action.

akinesis, cerebral, that in which the lesion is in the cerebrum. **a. iridis**, rigidity or immobility of the iris. **a., spinal**, motor impairment due to a lesion of the cord.

akinetic (*ah-ki-net'-ik*) [*akinesia*]. 1. Relating to or affected with akinesia. 2. An agent lessening muscular action.

akiyama (*ak-e-yah'-mah*). An infectious disease caused by a leptospira.

akoulalion (*ah-koo-la'-le-on*) [ἀκούειν, to hear; λάλος, speech]. A mechanical contrivance to aid defective audition, used in training the deaf and dumb to speak.

akouphone (*ah'-koo-fōn*) [ἀκούειν, to hear; φωνή, sound]. A mechanism to aid defective hearing.

SPADE HAND OF ACROMEGALY.

akromegaly, akromegalia (*ak-ro-meg'-a-le, ak-ro-me-ga'-le-ah*). See *acromegaly.*

Al. Chemical symbol of aluminum.

al. 1. The Arabic definite article *the*, prefixed to many words to designate preeminence, etc., as alkali, alcohol. 2. A chemical suffix denoting similarity to or derivation from an aldehyde, as chlor*al*, butyr*al*, etc.

ala (*a'-lah*) [L., "a wing:" *pl.*, *alæ*]. 1. A wing. 2. Any wing-like process. 3. The arm or shoulder; in animals, the shoulder-blade. **a. alba lateralis**, the nucleus of the glossopharyngeal nerve. **a. alba medialis**, the hypoglossal nucleus. **a. auris**, the pinna of the ear. **a. cinerea**, a triangular space of gray matter in the fourth ventricle of the brain, probably giving origin to the pneumogastric nerves. **a. descendens**, the pterygoid process of the sphenoid bone. **a. ethmoidalis**, the alar process of the ethmoid. **alæ laterales.** 1. The great wings of the sphenoid bone. 2. Wing-like processes on each side of the nasal spine of the frontal bone. **a. lob'uli antra'lis**, the lateral part of the median cerebellar lobe. **a. mag'na**, the great wing of the sphenoid. **a. par'va**, the small wing of the sphenoid. **a. pon'tis**, the posterior part of the roof of the fourth ventricle. **alæ majores.** 1. The greater wings of the sphenoid. 2. The external labia pudendi. **alæ minores.** 1. The lesser wings of the sphenoid. 2. The labia minora pudendi. **a. nasi**, the lateral cartilage of the nose. **alæ parvæ**, the lesser wings of the sphenoid. **alæ pulmonum**, the lobes of the lung. **a., of sacrum**, the flat, triangular surface of bone extending outward from the base of the sacrum, supporting the psoas magnus muscle. **a. uvulæ**, a medullary layer running from the posterior part of the uvula of the cerebellum to the amygdalæ. **a. vespertilionis**, the broad ligament of the uterus. **alæ vulvæ**, the labia of the pudendum.

alabaster (*al-a-bas'-ter*). 1. Hydrous calcium sulphate. 2. Calcium carbonate.

alabastrine (*al-a-bas'-trēn*). 1. Relating to or resembling alabaster. 2. Naphthalene.

alacet (*al'-as-et*). A preparation containing 60% of formic acid; it is used as a food preservative.

alalia (*al-a'-le-ah*) [ἀ, priv.; λαλιά, talk]. 1. Impairment of articulation from paralysis of the muscles of speech or from local laryngeal disease. 2. Aphasia due to a psychic disorder. **a., mental**, a form observed in children, which consists in inability to speak through excessive stammering. Cf. *dyslalia, lalophobia, mogilalia, paralalia.* **a., relative**, same as *a., mental.*

alalic (*al-a'-lik*) [ἀ, priv.; λαλιά, talk]. Characterized by or pertaining to alalia.

alangine, alanginum (*al-an'-jin, -um*). An alkaloid obtained from *Alangium lamarkii*, soluble in alcohol, in ether, and in chloroform; it is used as a febrifuge and emetic.

alanin (*al'-an-in*), $C_3H_7NO_2$. Lactamic acid. An organic base obtained by heating aldehyde ammonia with hydrocyanic acid in the presence of an excess of HCl. It occurs in aggregated hard nodules with a sweetish taste. It is soluble in 5 parts of cold water; less soluble in alcohol; insoluble in ether. **a., mercury,** mercury amidopropionate.

alant camphor. A camphor from elecampane. See *helenin.*

alantic (*al-an'-tik*) [Ger., *alant*, elecampane]. Pertaining to or derived from elecampane. **a. anhydride,** $C_{15}H_{10}O_2$, a crystalline substance derived from the root of elecampane.

alantin (*al-an'-tin*). Same as *inulin.*

alantol (*al-an'-tol*). $C_{20}H_{32}O$. Inulol. An aromatic liquid obtained from elecampane; used like creosote in pulmonary tuberculosis.

alar (*a'-lar*) [*ala*, a wing]. 1. Wing-like. 2. Relating to the shoulder, or axilla. **a. ligaments,** lateral synovial folds of the ligament of the knee-joint. **a. ligaments, odontoid,** lateral ligaments of the odontoid process.

alares [pl. of *alaris*]. 1. The pterygoid muscles. 2. The wings of the sphenoid.

alaris (*al-a'-ris*) [*ala*, a wing]. Wing-shaped. See *alar.*

alastrim (*al-as'-trim*). A specific, contagious disease, somewhat resembling smallpox, found in Brazil, the West Indies, and Africa. See *amaas.*

alate (*a'-lāt*) [*ala*]. Winged.

alatus (*al-a'-tus*). 1. Winged. 2. An individual in whom there is a marked backward projection of the shoulder blades.

alaxa (*al-ak'-ser*). Trade name of an aperient preparation, the chief constituent of which is cascara sagrada.

alba (*al'-bah*) [L., "white"]. The white fibrous tissue of the brain and nerves. **a., reticular,** the reticulated layer of alba on the anterior half of the uncinate gyrus. Syn., *substantia reticularis alba*

albaras, albarras [Ar.]. A skin disease characterized by the formation of white, shining patches. Syn., *white leprosy; baras; barras.*

albargin (*al-bar'-jin*) [*album*, white; *argentum*, silver]. A compound of silver (15 %) and gelatose (a transformation-product of glue). A yellow powder, freely soluble in water, used in treatment of gonorrhea in injections of 0.2 % solution 4 or 5 times daily.

Albee's operation (*awl'-be*) [Fred Houdlett *Albee*, American surgeon, 1876–]. To cause ankylosis of the hip: the upper end of the head of the femur is removed and the corresponding part of the edge of the acetabulum is also cut off, and the freshened edges are approximated.

albedo (*al-be'-do*) [L., "whiteness"]. Whiteness. **a. retinæ,** retinal edema. **a. unguis,** or **unguium,** the lunula of the nail.

albefaction (*al-be-fak'-shun*) [*albus*, white; *facere*, to make]. The act or process of blanching or rendering white.

Albers-Schönberg disease (*al'-bers-shern'-berg*). [Heinrich Ernst Albers-Schönberg, German Surgeon, 1865–1921]. Osteosclerosis fragilis.

Albert's disease [Eduard *Albert*, Austrian surgeon, 1841–1900]. Achillodynia; inflammation of the retrocalcanean bursa, generally secondary to osteitis of the os calcis. **A.'s operation,** removal of the articular ends of the femur and tibia, to produce ankylosis of the knee.

albescent (*al-bes'-ent*) [*albescere*, to become white]. Whitish.

albicans (*al'-be-kans*) [*albicare*, to grow white]. 1. One of the corpora albicantia of the brain. 2. White; whitish.

albicantia (*al-be-kan'-she-ah*) [L.]. Plural of *albicans* (1).

albiduria (*al-bid-u'-re-ah*) [*albidus*, white; οὖρον, urine]. White urine. Chyluria.

Albini's nodules (*ahl-be'-ne*) [Giuseppe *Albini*, Italian physiologist, 1830–]. Small nodules found on the free edge of the auriculoventricular valves in some infants.

albinism, albinismus, albinoism (*al'-bin-izm, al-bin-iz'-mus, al-be'-no-izm*) [*albus*, white]. That condition of the skin in which there is a congenital absence of pigment involving its entire surface, including the hair and the choroid coats and irises of the eyes. It is usually associated with nystagmus, photophobia, and astigmatism. Syn., *alphosis; congenital achroma; congenital leukoderma; leukæthiopia; achromatosis; leukopathia; albitudo.* **a., acquired, a. acquisita,** see *vitiligo.* **a., partial,** congenital absence of pigmentation in certain parts of the skin, appearing in irregular, white, sharply defined spots. Especially characteristic are the changes of color in the hair, often observed in negroes. The hairs are white and grow upon skin devoid of pigment, or normally colored. Syn., *poliosis circumscripta.*

albino (*al-bi'-no*) [Sp.]. A person affected with albinism.

albinotic (*al-bin-ot'-ik*). Affected with albinism.

albinuria (*al-bin-u'-re-ah*) [*albus*, white; οὖρεον, urine]. 1. Chyluria; whiteness of the urine. 2. Albuminuria.

albocinereous (*al-bo-sin-e'-re-us*) [*albus*, white; *cinereus*, gray]. Having both white and gray matter.

alboferrin (*al-bo-fer'-in*). An odorless, light-brown powder, readily soluble in cold water. It is said to consist of albumin, 90.14 %; iron, 0.68 %; phosphorus, 0.324 %; amidonitrogen, 0.13 %; and mineral substances, 9.5 %. It is indicated in chlorosis, anemia, etc. Dose 15–45 gr. (1–3 Gm.) for children; 45–75 gr. (3–5 Gm.) for adults, a day.

albolene (*al'-bo-lēn*) [*albus*, white; *oleum*, oil]. A hydrocarbon oil, colorless, tasteless, odorless, used as an application to inflamed surfaces.

albor (*al'-bor*) [*albus*]. 1. A whiteness. 2. Egg-albumen. 3. [Ar., *al bûl.*] Urine. **a. cutis, a. nativus,** albinism. **a. ovi,** white of egg

albromin (*al-bro'-min*). Trade name of a local anesthetic.

albuco (*al-bū'-ko*). Trade name of an albuminous milk.

albuginea (*al-bū-jin'-e-ah*) [*albus*]. 1. White or whitish. 2. A layer of white fibrous tissue investing an organ or part. **a. oculi,** the sclerotic coat of the eye. **a. ovarii,** the tunica albuginea of the ovary. **a. testis,** the tunica albuginea of the testicle.

albugineotomy (*al-bū-jin-e-ot'-o-me*) [*albuginea; τομή*, cutting]. Incision of any tunica albuginea (*q. v.*).

albugineous (*al-bū-jin'-e-us*). 1. Whitish. 2. Belonging to a tunica albuginea.

albuginitis (*al-bū-jin-i'-tis*) [*albuginea; ιτις*, inflammation]. Inflammation of a tunica albuginea.

albugo (*al-bū'-go*) [L.]. 1. A white spot, as upon the cornea. 2. A whitish, scaly eruption. 3. The white of an egg.

albukalin (*al-bū'-kal-in*), $C_8H_{17}N_3O_6$. A substance found in leukemic blood.

albulactin (*al-bū-lak'-tin*). See *lactalbumin*.

album (*al'-bum*) [*albus*, white]. A substance characterized by whiteness. **a. candiense,** bismuth subnitrate. **a. canis,** see *a. græcum*. **a. ceti,** spermaceti **a. græcum,** the feces of dogs fed upon bones, and whitened by exposure. It was formerly used in medicine. **a. hispaniæ, a. hispanicum,** blanc d'Espagne, bismuth subnitrate. **a. nigrum,** the feces of rats and mice, formerly used as a diuretic and purgative. **a. ovi,** white of egg.

albumen (*al-bū-men*) [*albus*]. The white of an egg. See *albumin*.

albumimeter (*al-bū-mim'-et-er*) [*albumin; μέτρον*, a measure]. See *albuminimeter*.

albumin (*al-bū'-min*) [*albus*, white]. A protein substance, the chief constituent of the animal tissues. Its molecule is highly complex. It is soluble in water and coagulable by heat. It contains the following elements Carbon, 51.5 to 54.5, hydrogen, 6 9 to 7 3, nitrogen, 15.2 to 17 0; oxygen, 20 9 to 23.5, sulphur, 0 3 to 2 0 Albumen, white of egg, often called albumin, is largely composed of it. Other varieties are called after their sources or characteristic reactions, as acid-albumin, alkali-albumin, muscle-albumin, serum-albumin, ovum-albumin, vegetable-albumin, etc. Syn., *coagulable animal lymph; coagulable lymph of the serum*. See *Axenfeld, Barral, Boedeker, Cohen, Furbringer, Heller, Heynsius, Hindenlang, Johnson, MacWilliam, Méhu, Millon, Oliver, Oxyphenylsulphonic Acid, Parnum, Raabe, Rees, Roberts, Spiegler, Tanret, Zouchlos*. **a., acid,** that changed by the action of acid. **a., blood-,** see *serum-albumin*. **a., caseiform,** that variety not coagulated by heat, but precipitated by acids **a., circulating,** that found in the fluids of the body. **a., derived,** a modification of albumin resulting from the action of certain chemicals upon native albumin. **a., egg,** albumin of which white of egg is the type. **a., floating,** same as *a., circulating*. **a., imperfect,** one which fails to give all the ordinary reactions. **a., lacto-,** see *lactalbumin*. **a., milk,** see *eiweiss milch*. **a., muscle-,** a variety found in muscle-juice. **a., native,** any albumin occurring normally in the tissues. **a., organic,** that forming an integral part of the tissue. **a., serum-,** see *serum-albumin*. **a., tannate,** same as protan, *q. v.* **a. vegetable,** that found in various vegetable juices.

albuminate (*al-bū'-min-āt*). A compound of albumin and certain bases, as *albuminate* of iron.

albuminaturia (*al-bū-min-at-u'-re-ah*) [*albuminate; οὖρον*, urine]. The abnormal presence of albuminates in the urine.

albuminid (*al-bū-min-id*). Acidalbumin; syntonin.

albuminiferous (*al-bu-min-if'-er-us*) [*albumin; ferre*, to bear]. Yielding albumin.

albuminimeter (*al-bū-min-im'-et-er*) [*albumin; μέτρον*, a measure]. An instrument for the quantitative estimation of albumin in urine.

albuminimetry (*al-bū-min-im'-et-re*). The quantitative estimation of the albumin in a liquid.

albuminiparous (*al-bū-min-ip'-ar-us*) [*albumin; parere*, to produce]. Yielding albumin.

albuminofibrin (*al-bū'-min-o-fi'-brin*). A compound of albumin and fibrin.

albuminogenous (*al-bū-min-oi'-en-us*) [*albumin; γενναῶ*, to produce]. Producing albumin.

albuminoid (*al-bū'-min-oid*) [*albumin; εἶδος*, likeness]. 1. Resembling albumin. Applied to certain compounds having many of the characteristics of albumin. 2. Any nitrogenous principle of the class of which normal albumin may be regarded as the type. 3. Any simple protein characterized by being insoluble in neutral solvents. **a. degeneration,** or **disease,** see *amyloid degeneration*.

albuminolysin (*al-bū-min-ol'-is-in*). A lysin which causes destruction of albumins.

albuminolysis (*al-bū-min-ol'-is-is*). Proteolysis, *q. v.*

albuminometer (*al-bū-min-om'-et-er*). See *albuminimeter*.

albuminometry. See *albuminimetry*.

albuminone (*al-bū-min-ōn*) [*albumin*]. A principle derived from certain albuminoids; it is soluble in alcohol and is not coagulable by heat

albuminorrhea (*al-bū-min-or-e'-ah*) [*albumin; ῥοία*, a flow]. Excessive discharge of albumins.

albuminose (*al-bū'-min-ōs*) [*albumin*]. 1. A product of the digestion of fibrin or of any albuminoid in very dilute hydrochloric acid; acidalbumin. 2. Albumose, or one of the products of the digestion of albumin by the gastric juice.

albuminosis (*al-bū-min-o'-sis*) [*albumin*]. Abnormal increase of the albuminous elements in the blood, or the condition resulting therefrom

albuminous (*al-bū'-min-us*) [*albumin*]. Containing, or of the nature of, albumin.

albuminuria (*al-bū-min-u'-re-ah*) [*albumin; οὖρον*, urine]. The presence in the urine of albumin, usually serum-albumin. Albumin in the urine may result from disease of the kidneys or from the admixture of blood or pus with the urine. Its presence is sometimes not accounted for by either of these causes. See *a., cyclic*. **a., accidental,** same as *a. false, q. v.* **a. acetonica,** albuminuria due to asphyxia. Syn., *anoxemic albuminuria*. **a. of adolescence,** see *a., cyclic*. **a., adventitious,** see *a., pseudo-* **a., alimentary,** that following the ingestion of a heavy protein meal. **a., cardiac,** that due to chronic valvular disease. **a., cicatricial,** a form in which epithelial desquamation is assumed to be replaced by tissue incapable of restraining the transudation of albumin from the blood. **a., colliquative,** that due to great disassimilation of the blood-corpuscles or adipose tissue. **a., consumptive,** see *a., colliquative*. **a., cyclic,** a condition, also known as physiological, simple, functional, or transient albuminuria, or the albuminuria of adolescence, in which a small quantity of albumin appears in the urine, especially of the young, at stated times of the day; hence the term, "cyclic." **a., dietetic,** that due to the ingestion of certain forms of food. **a., dystrophic,** that dependent upon imperfect formation of the blood-corpuscles. **a., emulsion,** that in which the urine has a milky turbidity due to minute corpuscular elements. **a., exudative,** Gubler's name for albuminuria partially due to the filtration of albumin through the membranes of the kidney and also to the presence in the urine of products of inflammation, as in cases of nephritis. **a., false,** a mixture of albumin with the urine during its transit through the urinary passages, where it may be derived from blood, pus, or special secretions that contain albumin. **a., febrile,** that due to fever, or associated with acute infectious diseases, slight changes occurring in the glomerules without organic lesion.

a., functional, see *a., cyclic.* **a., globular,** that due to destruction of blood-corpuscles or dependent upon the presence of blood in the urine. **a., gouty,** albumin in the urine of elderly persons, who secrete a rather dense urine containing an excess of urea. **a., hematogenous,** that occurring in diseases which cause some change in the quality and quantity of the normal protein of the blood. **a., hypostatic,** that which is present when the patient lies flat on his back, but which disappears when he is erect. **a., intermittent,** that which is present for a time, then disappears, and later on reappears This cycle may be repeated. **a., intrinsic,** see *a., true.* **a., mixed,** the presence of a true with a pseudo-albuminuria. **a., mixed,** that in which albumose is present as well as albumin. **a., nephrogenous,** that due to renal disease. **a., neurotic,** that which is present in epilepsy, exophthalmic goiter, apoplexy, neurasthenia, injuries to the brain, and various psychoses. **a., orthostatic,** a form dependent upon an upright posture **a., paroxysmal,** *a., cyclic.* **a., partial,** a form in which it is assumed that only certain tubules are affected. Syn., *albuminuria parcellaire.* **a., physiological,** albumin in normal urine, without appreciable coexisting renal lesion or diseased condition. **a., pretuberculous,** a condition in young persons, a premonitory stage of tuberculosis, believed to be due to the congestive action of the tuberculous virus upon the renal structure. **a.: pseudo-,** albuminuria dependent upon the presence of such fluids as blood, pus, lymph, spermatic fluid, or the contents of an abscess cavity, in the urine. Syn , *adventitious albuminuria.* **a., residual,** a form in which a small amount of albumin may persist after nephritis. **a., true,** that due to the excretion of some albuminous constituents of the blood with the water and salts of the urine. Syn , *intrinsic albuminuria*

albuminuretic (*al-bū-min-ū-ret'-ik*). 1. Causing albuminuria. 2. A drug which causes albuminuria. 3. Albuminuric

albuminuric (*al-bū-min-ū'-rik*) [see *albuminuria*]. Associated with, or pertaining to albuminuria

albuminurophobia (*al-bū-min-ū-ro-fo'-be-ah*) [*albuminuria; φόβος*, fear]. Undue fear of acquiring albuminuria; or undue importance being given to the presence of albuminuria.

albumoid (*al'-bū-moid*). A protein found in cartilage and in the crystalline lens; it is but slightly soluble in acid and alkaline solutions, and insoluble in neutral solutions.

albumone (*al-bū'-mōn*). A protein found in the blood; it cannot be coagulated by heat.

albumoscope (*al-bū -mo-skōp*) [*albumin; σκοπεῖν*, to examine]. Appliance for determining the presence and amount of albumin in urine.

albumose (*al'-bū-mōs*) [*albumin*]. Any albuminoid substance ranking among the first products of the splitting-up of proteins by enzymes, and intermediate between the food-albumins and the typical peptones. According to Kühne, there are at least two albumoses, *antialbumose* and *hemialbumose.* Hemialbumose yields the following: *Protalbumose, deuteroalbumose, heteroalbumose,* and *dysalbumose.*

albumosemia (*al-bū-mo-se'-me-ah*) [*albumose; αἷμα*, blood]. Albumose in the blood.

albumosuria (*al-bū-mos-ū'-re-ah*) [*albumose; οὖρον*, urine]. The presence of albumose in the urine. **a., Bence-Jones',** see *a., myelopathic.* **a., myelopathic,** a condition marked by persistent occurrence of albumose in the urine, accompanied by softening of the bones, owing to sarcomatous disease.

alburnum (*al-ber'-num*) [L., "sap-wood"]. In biology, young wood, sap-wood.

albus (*al'-bus*) [L.]. White.

albutannin (*al-bū-tan-in*). Same as tannalbin, *q. v.*

alcali (*al'-ka-li*). See *alkali.*

Alcaligenes (*al-kal-ij'-en-ēz*) [Ar., *al*, the; *qalīy*, soda-ash]. A genus of the Bacteriaceæ family. See *table of micro-organisms.* **a. fœcal'-is,** motile rods of medium length, single or in chains. Found in feces. Suspected in diarrhœa of children; found in blood of suspected typhoid.

alcaptonuria (*al-kap-ton-ū'-re-ah*). *Alkaptonuria.*

alcarnose (*al-kar'-nōz*). A nutrient preparation containing maltose combined with albumoses.

alcarsin (*al-kar'-sin*). See *alkarsin.*

alchemy (*al'-kem-e*) [Ar., of doubtful derivation]. Supposed art of transmuting metals into gold and of finding a remedy for all diseases.

Alcock's canal [Thomas *Alcock,* English anatomist, 1784–1833]. A canal formed by the separation of the layers of the obturator fascia for the transmission of the pudic nerve and vessels.

alcogel (*al'-ko-jel*). A jelly-like combination of alcohol and silicic acid.

alcohol (*al'-ko-hol*) [Ar., *al-koh'l*, the fine powder for staining eyelids]. 1. Any compound of an organic hydrocarbon radical with hydroxyl. Alcohols are classed as *monacid* (monatomic), *diacid* (diatomic), and *triacid* (triatomic), according to the number of hydroxyl radicals present in the molecules. 2. Ethyl-alcohol, C_2H_5OH. A liquid obtained by the distillation of fermented grain or starchy substance. It is inflammable, colorless, and possesses a pungent odor and burning taste. Internally, it is a cerebral excitant and cardiac stimulant; in large doses a depressant, narcotic poison, producing muscular incoordination, delirium, and coma. It exists in wine, whisky, brandy, beer, etc., and gives to them their stimulant properties. Commercial alcohol contains 92.3% of absolute alcohol with 7.7% of water. It is valuable as a cardiac stimulant in acute failure of the heart's action and in adynamic conditions. **a., absolute** (*alcohol absolutum,* U. S. P.), ethyl-alcohol deprived of water. **a., benzyl,** C_7H_8O, obtained from benzaldehyde by the action of sodium amalgam **a., caustic,** sodium ethylate. **a., chlorethyl,** C_2H_5OCl, a substitution-product of ethyl-alcohol in which one atom of hydrogen is replaced by one atom of chlorine. **a., cinnamic, a., cinnamyl, a., cinnamylic,** $C_9H_{10}O$, yellowish needles or crystalline masses obtained from the distillation of styracin. It is soluble in alcohol, ether, water, glycerol, and benzine; melts at 30°–33° C.; boils at 250° C. It is antiseptic and is a deodorizer in a 12.5% glycerol solution. Syn., *styrilic alcohol; crystallized styrone.* **a. dehydratum,** dehydrated alcohol, absolute alcohol. **a., denatured,** alcohol into which some other substance has been introduced, rendering it unfit for drinking but still useful for other purposes. **a. deodoratum,** ethyl-alcohol from which odorous and coloring-matters have been removed by filtration through charcoal. **a., diatomic,** one containing two OH groups. **a., dilute** (*alcohol dilutum,* U. S. P.) contains 41.5%, by weight, of alcohol. **a., ethyl-,** see *alcohol* (2). **a., fatty,** one obtained from a hydrocarbon of the fatty series. **a., homeopathic,** ethyl alcohol of 87% strength; it is used

in making attenuations. **a., iso-,** an alcohol derived from a hydrocarbon containing carbon atoms which unite directly with more than two other carbon atoms. **a., methyl-,** CH_4O, commonly known as "wood spirit." **a., monoatomic,** one containing one OH group. **a., phenic,** same as *phenol*. **a., primary, a., secondary, a., tertiary,** an alcohol produced by the replacement of 1, 2, or 3 hydrogen atoms in carbinol by alkyls. **a., triatomic,** one containing three OH groups. **a., unsaturated,** that derived from the unsaturated alkylens in the same manner as the normal alcohols are obtained from their hydrocarbons. In addition to the general character of alcohols, they are also capable of directly binding two additional affinities. **a., wood-,** see *a., methyl-*.

alcoholase (*al'-ko-hol-ās*). A ferment which converts lactic acid into alcohol.

alcoholate (*al'-ko-hol-āt*). 1. A chemical compound, as a salt, into which an alcohol enters as a definite constituent. 2. A preparation made with alcohol.

alcoholature (*al-ko-hol'-at-chur*) [Fr., *alcoolature*]. An alcoholic tincture.

alcoholic (*al-ko-hol'-ik*) [Arabic: *al*, the; *koh'l*, finely powdered antimony]. 1. Pertaining to, containing, or producing alcohol. 2. One addicted to the use of spirituous drinks. **a. radicals,** the name applied to the univalent hydrocarbon radicals which unite with OH to form alcohols.

alcoholica (*al-ko-hol'-ik-ah*). In pharmacy, alcoholic preparations.

alcoholimeter (*al-ko-hol-im'-et-er*). See *alcoholometer*.

alcoholism (*al'-ko-hol-izm*). The morbid results of excessive or prolonged use of alcoholic liquors. The term *acute alcoholism* has been used as a synonym for inebriety. The *chronic* form is associated with severe disturbances of the digestive and nervous systems.

alcoholist (*al-ko-hol'-ist*). An individual affected with alcoholism.

alcoholization (*al-ko-hol-iz-a'-shun*). The process of alcoholizing, the state of being alcoholized.

alcoholize (*al'-ko-hol-īz*). 1. To impregnate with alcohol. 2. To convert into an alcohol. 3. To reduce to a very subtle powder.

alcoholomania (*al-ko-hol-o-ma'-ne-ah*). Morbid craving for intoxicating beverages.

alcoholometer (*al-ko-hol-om'-et-er*) [*alcohol; μέτρον*, a measure]. A hydrometer or other instrument for determining the amount of alcohol in a liquid.

alcoholometry (*al-ko-hol-om'-et-re*) [*alcohol; μέτρον*, a measure]. The determination of the proportion of alcohol present in any liquid.

alcoholophilia (*al-ko-hol-o-fil'-e-ah*) [*alcohol; φιλεῖν*, to love]. The appetite for strong drink; a craving for intoxicants.

alcoholuria (*al-ko-hol-u'-re-ah*) [*alcohol; οὖρον*, urine]. The presence of alcohol in the urine when voided.

alcolene (*al'-ko-lēn*). A mixture of ethyl and methyl alcohols.

alcometrical (*al-ko-met'-rik-al*). Relating to the estimation of the amount of alcohol in a liquid.

alcosol (*al'-ko-sol*). An alcoholic colloidal solution.

alcresol (*al-kre'-sol*). Trade name for an antiseptic said to contain cresylic acid.

alcresta (*al-kres'-tah*). Trade name of a preparation of ipecac which is said not to excite nausea or vomiting.

aldehydase (*al-de-hi'-dās*). An oxydase, capable of oxidizing certain aldehydes to the corresponding acids.

aldehyde (*al'-de-hīd*) [*al*, the first syllable of alcohol; *dehyde*, from *dehydrogenatum*]. 1. A class of compounds intermediate between alcohols and acids, derived from their corresponding primary alcohols by the oxidation and removal of 2 atoms of hydrogen, and converted into acids by the addition of an atom of oxygen. They contain the group COH. 2. C_2H_4O. Alcohol deprived of 2 atoms of hydrogen, or *acetic aldehyde*. It is a colorless, limpid liquid with a characteristic odor. **a.-alcoholate,** $C_4H_{10}O_2$, an addition compound of acetic acid and ethyl-alcohol. **a.-ammonia,** $C_2H_4ONH_3$, obtained from aldehyde by action of dry ammonia; soluble in water, slightly soluble in ether. Syn., *ammoniated ethylic aldehyde; acetylammonium; ammonium aldehydate; ethidene hydramine*. **a., anisic,** $C_8H_8O_2$, results on oxidizing various essential oils (anise, fennel, etc.) with dilute HNO_3. **a., aromatic,** an aldehyde obtained as an oxidation-product of a primary aromatic alcohol and in turn giving rise by oxidation to a monobasic aromatic acid. **a., benzoic,** C_7H_6O, the oil of bitter almonds. Syn., *benzaldehyde*. **a. characteristic,** the univalent radical, C(H) = O, common to the aldehydes. **a., cinnamic,** C_9H_8O, the chief ingredient of the essential oil of cinnamon and cassia. **a., collidin, a., collinic,** an oxidation-product of albuminoids and gelatin; a colorless, viscid oil with odor like oil of cinnamon. **a., formic,** CH_2O or HCHO is microbicidal and antiseptic. Syn., *formaldehyde*. **a., glycolyl,** $CH_2(OH).CHO$, an oxidation-product of tartaric acid when digested with water at 50°–60° C. **a., isobutylic, a., isobutyryl,** C_4H_8O, a transparent, colorless, highly refractive, pungent liquid; sp. gr., 0.797 at 15° C.; soluble in alcohol; boils at 61° C. **a., isovaleral, a., isovaleric,** $C_5H_{10}O$, a pungent, oily liquid, with an odor of apples, obtained from oxidation of amyl-alcohol; sp. gr., 0.804 at 15° C.; miscible in alcohol and ether; boils at 92.5° C. **a., pyroracemic,** $CH_3.CO.CHO$, a yellow volatile oil obtained by boiling isonitrosoacetone with dilute sulphuric acid. Syn., *acetylformyl; methylglyoxal; propanalon*. **a., thio-,** an aldehyde in which the oxygen in the aldehyde characteristic is replaced by sulphur. **a., toluic, a., toluylic,** C_8H_8O, a substance occurring in 3 isomeric forms, all of which are liquids.

aldemint (*al'-de-mint*). Trade name of a preparation containing formaldehyde and lactose.

alder (*al'-der*). See *alnus*.

aldin (*al'-din*) [see *aldehydes*]. An amorphous basic chemical substance, formed from an ammonia compound of aldehyde. Several aldins are known.

aldol (*al'-dol*) [see *aldehyde*], $C_4H_8O_2$. A colorless, odorless liquid, obtained by the action of dilute HCl on crotonaldehyde and acetaldehyde. It is miscible with water, and at 0° has a sp. gr. of 1.120; upon standing, it changes to a sticky mass that cannot be poured.

v. Aldor's method of testing for proteose in urine. Use 10 Cc. of urine; acidify with hydrochloric acid, and add phosphotungstic acid until no more precipitate occurs. Centrifugate the solution; wash the precipitate with absolute alcohol until the latter is free from color.

Dissolve the precipitate in water to which is added a little potassium hydroxide. If the solution turns blue, heat gently until colorless. When cool apply the biuret test; if positive, proteoses are present

aldoses (*al'-do-sez*) [see *aldehyde*] Carbohydrates which contain the aldehyde group, CHO The aldehyde alcohols, containing the atomic group CH(OH) CHO

aldoxim, or aldoxime (*al-doks'-im*) [see *aldehyde*] Products derived from aldehydes by the substitution of the oxim group N OH for oxygen

ale (*āl*) [AS , *ealu*] Beverage brewed from malt and hops It contains from 3 to 7 % of alcohol

alecithal (*ah-les'-ith-al*) [*ἀ*, priv , *λεκίθος*, yolk] A term for certain ova having the food yolk absent, or present only in very small quantity.

alegar (*a'-le-gar*) Vinegar made of ale

aleipsis (*al-īp'-sis*) [*ἀλειψις*, an anointing] Steatosis, fatty degeneration

alembic (*al-em'-bik*) [Ar , *al*, the, *ἄμβιξ*, a cup] A vessel used for distillation

alembroth (*al-em'-broth*) [origin unknown] An old name for a compound of the chlorides of ammonium and mercury Its solution has been used as an antiseptic

alemmal (*ah-lem' al*) [*ἀ*, priv , *λέμμα*, sheath] Denoting a nerve fiber devoid of a neurilemma

Aleppo boil, A. button, A. evil, A. pustule, A. ulcer. See *furunculus orientalis*.

alepton P (*al-ep'-ton*) Colloidal ferromanganese peptonate

alepton S. Colloidal ferromanganese saccharate

aletocyte (*al-e' to sīt*) [*ἀλήτης*, wanderer, *κυτίς*, a small box, a cell] A wandering cell

aletrin (*al'-et-rin*) See *aletris*

aletris (*al'-et-ris*) Star-grass, unicorn root, star-wort, colic root The root of *A farinosa* It is tonic, diuretic, and anthelmintic Was formerly a popular domestic remedy in colic, dropsy, and chronic rheumatism Dose of *fluidextract* 10–30 min (0 65–2 0 Cc), of *tincture* (1 in 8 proof spirit) 1–2 dr (4–8 Cc) of *aletrin*, the extractive, ½–4 gr (0 016–0 26 Gm)

aleudrin (*a-lū'-drin*) A white crystalline substance, used as a hypnotic and sedative It is sparingly soluble in water, but dissolves readily in alcohol, chloroform, ether, and fatty oils

aleukemia (*ah-lū-ke'-me-ah*) [*ἀ*, priv , *λευκός*, white, *αἷμα*, blood] Deficiency in the proportion of white cells in the blood

aleukemic leukemia (*ah-lū ke'-mic*) A form of leukemia in which the total leukocyte count is normal, despite leukemic changes in the tissues and qualitative changes in the blood

aleukia hæmorrhagica (*ah lu ke-ah hem o raj -ik ah*) Synonym of aplastic anemia See under *anemia*

aleukocytic (*ah-lū ko sīt'-ik*) [*ἀ*, priv , *leukocyte*]. Absence of leucytosis

aleukocytosis (*ah-lū-ko-si to'-sis*) [*ἀ*, priv ; *λευκός*, white, *κύτος*, cell] A diminished or insufficient formation of leukocytes

aleurometer (*al-ū-rom'-et-er*) [*aleuron; μέτρον*, a measure] An instrument used for the examination of crude gluten as to its power of distending under the influence of heat, as a means of judging of the value of a flour for bread-making

aleuron (*al-ū'-ron*) [*ἄλευρον*, flour] 1 Wheat flour 2 Small, round protein particles in seeds

aleuronat (*al-ū'-ro-nat*) [*aleuron*] A vegetable albumin used as a substitute for bread in cases of diabetes.

aleuroscope (*al-ū'-ro skōp*) See *aleurometer.*

Alexander's operation or **Alexander-Adams's operation** [William *Alexander*, English surgeon, –1919, James A *Adams*, Scotch surgeon] See under *operations*

alexanderism (*al-eks-an'-der-izm*) [*Alexander the Great*] The insanity of conquest

alexeteric (*al-eks-e-ter'-ik*) [*ἀλεξητηρ*, defender] Good against poison, venom, or infection

alexeterium (*al-eks-e-te'-re-um*) [*ἀλεξητηρ*, a defender] An external defensive remedy against poison or infection, as distinguished from *alexipharmac*, an internal remedy The plural *alexeteria* was formerly used to designate remedies in general, but applied later to those used against the poisonous bites of animals

alexia (*ah-leks'-e-ah*) [*ἀ*, priv , *λεξις*, word] Word-blindness A form of aphasia in which the patient is unable to recognize written or printed characters **a., cortical**, a variety of Wernicke's sensory aphasia produced by lesions of the left gyrus angularis **a., motor**, inability to read aloud what is written or printed, although it is comprehended **a., musical**, loss of the ability to read music **a., optic**, inability to comprehend written or printed words **a , subcortical**, that due to interruption of the direct connection between the optic center and the gyrus angularis

alexin (*al-eks'-in*) [*ἄλεξις*, help] 1 A defensive proteid existing normally in the blood, any phylaxin 2 Any antibacterial substance, found in the blood of certain animals and giving immunity to certain toxins See *immunity*

alexipharmac, alexipharmic (*al eks-e-jar'-mak, -mik*) [*ἀλεξειν*, to repel, *φάρμακον*, a poison] 1 A medicine neutralizing a poison 2 Acting as an internal antidote See *alexiterium*

alexipharmacon (*al eks-e-far'-mak on*) [see *alexipharmac*] Any alexipharmic medicine

alexipyretic (*al-eks-e-pī'-ret-ik*) [*ἀλεξειν*, to ward off, *πυρετός*, a fever] 1 A febrifuge 2 Acting as a febrifuge

alexiterium (*al-eks-it-e'-re um*) See *alexeterium*

alexocyte (*al-eks'-o-sīt*) [*αλεξειν*, to ward off, *κύτος*, a cell] 1 Hankin's name for an amphophile leukocyte 2 A protective cell of the body which is said to secrete alexins

alexofixogen (*al eks-o fik'-so-jen*) An antigen which causes the production of complement-fixing antibodies

aleze (*ah-lēz*) [Fr , *alèze*] A cloth to protect the bed from becoming soiled by excreta, etc

alga (*al'-ga*) [*alga*, a seaweed, pl , *algæ*] A seaweed, one of a group of acotyledonous plants living mostly in the water

alganesthesia, alganæsthesia (*al-gan-es-the'-ze-ah*) [*ἀλγός*, pain, *ἀν*, priv , *αισθησις*, sensation]. Analgesia

algaroth (*al'-gar-oth*) [Victor *Algarotus*, Veronese physician] Oxychloride of antimony

algebra chirurgica (*al'-je brah ki-rur'-je-kah*) [Arabic *al*, the, *jabara* to reunite, *χειρουργεία*, surgery] Bonesetting

algefacient (*al-je-fa'-shent*) [*algor*, cold, *facere*, to make]. Cooling, refrigerant

algesia (*al-je'-ze-ah*) [*ἀλγος*, pain] 1 Pain, suffering 2 Hyperesthesia as regards the sensation of pain, also neuralgia

algesic (*al-je'-zik*) [*ἀλγός*, pain]. Painful, hyperesthetic

algesichronometer (*al-je-ze-kro-nom'-et-er*) [*ἀλγος*, pain; *χρόνος*, time, *μέτρον*, a measure] An instrument used to note the lapse of time before a nerve center responds to a painful stimulus

algesimeter (*al-jes-im'-et-er*) [ἄλγος, pain; μέτρον, a measure]. An instrument for determining the acuteness of the sense of pain. **a., Björnström's,** one to test the sensibility of the skin. **a., Boas',** an instrument consisting of a pad and spring, used to determine the relative sensitiveness over the epigastrium. The normal tolerance is 9 to 10 kilograms; in cases of gastric ulcer, 1 to 2 kilograms.

algesthesis (*al-jes-the'-sis*) [ἄλγος, pain; αἴσθησις, feeling]. The perception of pain; painful disease.

algetic (*al-jet'-ik*) [ἀλγεῖν, to have pain]. Pertaining to, or producing, pain.

-algia (*al'-je-ah*) [ἄλγος, pain]. A suffix denoting pain, as odontalgia, neuralgia, etc.

algicide (*al'-jis-īd*) [*alga; cædere,* to kill]. An agent which destroys algæ.

algid (*al'-jid*) [*algidus,* cold]. Cold; chilly. **a. cholera,** the cold stage of Asiatic cholera. **a. fever,** a pernicious intermittent fever, with great coldness of the surface of the body. **a. state,** the cold stage of a disease.

algidism, algidity (*al'-jid-izm, al-jid'-it-e*) [see *algid*]. A marked sense of coldness, chilliness. **a., progressive,** see *sclerema neonatorum.*

algin (*al'-jin*). A polysaccharide derived from marine algæ of the *Fucus* type; on hydrolysis it yields pentoses.

algiomotor (*al-je-o-mo'-tor*) [ἄλγος, pain; *movere,* to move]. Causing movements attended with pain.

algiomuscular (*al-je-o-mus'-ku-lar*) [ἄλγος, pain; *musclus,* a muscle]. Causing pain in the muscles.

algiron (*al-ji'-ron*). Synonym of alginoid iron, *q. v.* (under *iron*).

algogenic (*al-go-jen'-ik*) [ἄλγος, pain; γεννᾶν, to produce]. 1. Causing neuralgic pain. 2. [*algidus,* cold; γεννᾶν, to produce.] Lowering the body-temperature below the normal.

algolagnia (*al-go-lag'-ne-ah*) [*algos;* λαγνεία, venery]. Sexual perversion in which pain enjoined or endured plays a part.

algometer (*al-gom'-et-er*) [*algos;* μέτρον, a measure]. An instrument for testing the sensibility of a part to pain.

algometry (*al-gom'-et-re*) [ἄλγος, pain; μέτρον, a measure]. The testing of pain. **a., electric,** a comparative estimation of the pain produced by an induced electric current.

algophobia (*al-go-fo'-be-ah*) [ἄλγος, pain; φόβος, dread]. Unreasonable or morbid dread of pain.

algopsychalia (*al-go-si-ka'-le-ah*). See *psychoalgalia.*

algor (*al'-gor*) [L.]. A sense of chilliness or coldness.

algos (*al'-gos*) [ἄλγος, pain]. Pain; a painful disease, or attack.

algoscopy (*al-gos'-ko-pe*) [*algor,* cold; σκοπεῖν, to see]. Same as *cryoscopy.*

algospasm (*al'-go-spazm*) [ἄλγος, pain; σπασμός, spasm]. Painful spasm or cramp.

algospastic, algospasticus (*al-go-spast'-ik, -us*) [ἄλγος, pain; σπαστικός, a pulling]. Resembling or of the nature of painful cramps.

Alibert's disease (*al-e-bār'*) [Jean Louis *Alibert,* French physician, 1776-1837]. 1. Scleroderma. 2. Mycosis fungoides. **A.'s keloid,** true keloid.

alible (*al'-e-bl*) [*alibilis,* nutritive]. Nutritive; absorbable and assimilable.

alibour water (*al'-ib-oor*). A lotion containing copper sulphate, zinc sulphate, camphor, powdered saffron, and water. Used (well diluted) as a wet dressing in eczema.

alices (*al'-is-ēz*) [L.]. Red spots preceding the pustulation in smallpox.

alicyclic (*al-i-si'-klik*) [ἄλειφαρ, fat; κύκλος, a circle]. Having the properties of both aliphatic (open-chain) and cyclic (closed-chain) compounds.



J. L. Alibert.

alienatio (*āl-yen-a'-she-o*). See *alienation.* **a. partis,** gangrene.

alienation (*āl-yen-a'-shun*) [*alienus,* strange]. Mental derangement.

alienism (*āl-yen-izm*) [*alienare,* to deprive of reason]. The study and treatment of mental disorders.

alienist (*āl'-yen-ist*) [see *alienation*]. One who treats mental diseases; a specialist in the treatment of insanity.

aliform (*al'-if-orm*) [*ala,* wing; *forma,* shape]. Wing-shaped. **a. process,** the wing of the sphenoid.

alima (*al-i'-mah*) [ἄλιμος, without hunger]. Alimentary substances.

aliment (*al'-im-ent*) [*alimentum,* from *alimentare,* to nourish]. Nourishment; food. **a., accessory, a., adjective,** a condiment. **a., substantive,** a food with nutritive value as distinguished from a condiment.

alimentary (*al-im-en'-ta-re*) [see *aliment*]. Nourishing. **a. bolus,** the food after mastication and just prior to swallowing. **a. canal, a. system, a. tract, a. tube,** the digestive tube, from the lips to the anus, with its accessory glands. **a. duct,** the thoracic duct.

alimentation (*al-im-en-ta'-shun*) [*alimentare,* to nourish]. The act of supplying with food. The process of nourishment. **a., artificial.** See *feeding, artificial.* **a., artificial-, forced,** see *feeding, forced.* **a., iodic-,** the administration of iodine with the food. **a., rectal,** the nourishing of a patient by the administration of small quantities of concentrated food through the rectum. **a., voluntary-,** the nourishment of

those who are willing to be fed, but are incapacitated

alimentotherapy (*al-im-ent-o-ther'-ap-e*) The treatment of disease by systematic feeding

alinasal (*al-i-na'-sal*) [*ala*, a wing, *nasus*, the nose] Pertaining to the *ala nosi*, or wing of the nose

alinit (*al'-in-it*) Trade name of a bacterial preparation sold for the alleged purpose of increasing the yield of bacteria in certain cultures

alinjection (*al in-jek'-shun*) [*alcohol*, *inicere*, to inject] A process of preserving anatomical specimens by repeated injections of alcohol

aliphatic (*al-e-fat'-ik*) [ἀλειφαρ, fat] 1 Pertaining to a fat 2 Belonging to the open chain series of organic compounds **a. acid**, see *acid*, *fatty* **a. cyclic.** See *alicyclic*

aliptic (*al-ip'-tik*) 1 Relating to inunction 2 Gymnastic, pertaining to physical culture

aliquot (*al'-e-kwot*) [*alius*, some, *quot*, how many] A part of a number or quantity which will measure it without a remainder, as 4 is an aliquot of 12

alisphenoid (*al is fe'-noid*) [*ala*, a wing, *sphenoid*] 1 Pertaining to the greater wing of the sphenoid bone 2 The bone that in adult life forms the main portion of the greater wing of the sphenoid

alizaramid (*al iz-ar' am id*), $C_{14}H_8O_3\begin{cases}OH\\NH_2\end{cases}$ A brown crystalline substance obtained from boiling a dilute solution of alizarin in ammonia Syn *amidoanthraquinon*

alizarimid (*al iz ar' im id*), $C_{14}H_7NO_2$ A violet-red substance obtained from flocculent precipitated alizarin by action of ammonia with heat, it becomes nearly black on drying

alizarin (*al iz'-ar-in*) [Ar., *al*, the, *'açārah*, to extract] $C_{14}H_8O_4$, dihydroxyanthraquinone The red coloring principle occurring in *Rubia tinctorum* and in anthracene It occurs in red prismatic crystals readily soluble in ether and alcohol The alizarins form a group of the anthracene colors **a -blue,** a crystalline blue coloring matter formed by heating nitroalizarin in combination with H_2SO_4 and glycerol

alkadermic (*al-ka-der'-mik*) [*alkali*, δέρμα, skin] Pertaining to or containing an alkaloid used in subcutaneous injection

alkagen (*al'-ka jen*) Trade name of a preparation containing magnesium hydroxide and oil of peppermint

alkalemia (*al kal e'-me-ah*) [*alkali*, αἷμα, blood] Diminution in the hydrogen-ion concentration in the blood, increase alkalinity of the blood

alkalescence (*al-ka les'-ens*) [Ar., *al qalyi*, soda-ash] Slight or commencing alkalinity

alkalescent (*al-ka-les'-ent*) [see *alkalescence*] Somewhat alkaline

alkali (*al'-ka li*) [see *alkalescence*] The term includes the hydroxides of the alkali metals, these are electropositive, are strong bases, uniting with acids to form salts, turn red litmus blue, and saponify fats **a.-albumin,** a derived albumin, a proteid that has been acted upon by dilute alkalies and yields an alkaline reaction **a.-albuminate,** a soluble powder used as a culture-medium in bacteriology. **a., caustic,** the solid hydroxide of potassium or sodium **a., fixed,** potassium or sodium hydroxide **a. metals,** sodium, potassium, lithium, cesium, and rubidium **a., organic,** one forming an essential constituent of an organism **a., vegetable,** potash or potassium carbonate; also applied to the alkaloids **a., volatile,** ammonium hydroxide, which is decomposed by heat with the evolution of **ammonia,** also ammonium carbonate

alkaligenous (*al ka-lij'-en-us*) [*alkali*, γενής, producing] Affording or producing an alkali

alkalimeter (*al-ka-lim'-et-er*) [*alkali* μέτρον, a measure] An instrument for estimating the alkali in a substance

alkalimetry (*al-ka lim'-et-re*) [see *alkalimeter*] The measurement of the amount of an alkali in a substance

alkaline (*al'-ka-lin*) [*alkali*] Having the qualities of or pertaining to an alkali **a air,** ammonia **a earths,** the oxides of calcium, barium, strontium, and magnesium **a metals,** those whose hydroxides are alkalies **a reaction,** one in which red litmus paper is turned blue **a. solution,** see *solution*

alkalinity (*al ka lin'-i-te*) [*alkali*] The quality of being alkaline

alkalinize (*al' kal in-iz*) To render alkaline

alkalinuria (*al ka-lin-u'-re-ah*) [*alkali*, οὖρον, urine] Alkalinity of the urine

alkalipenia (*al-ka li pe'-ne-ah*) [*alkali*, πενης, poor] A condition in which the blood is less alkaline than usual

alkalithia (*al-ka lith' e-ah*) A proprietary effervescent preparation used in rheumatism, said to contain 1 gr (0 065 Gm.) caffeine, 5 gr (0 32 Gm.) lithium bicarbonate, 10 gr (0 65 Gm.) sodium bicarbonate, in each heaping teaspoonful Dose 1 heaped teaspoonful 3 times daily in a large glass of water

alkalization (*al-ka li-za'-shun*) [*alkali*] The act of rendering a thing alkaline, the state or quality of being rendered alkaline

alkaloid (*al'-ka-loid*) [*alkali*, εἶδος, likeness] Any one of the nitrogenous compounds occurring in plants, and resembling ammonia in being basic and in their method of forming salts with acids Alkaloids are believed to be substituted ammonias Alkaloids are, as a rule, the most active parts of plants, many are used in medicine **a s, animal,** substances chemically like alkaloids formed in the decomposition of animal tissues See *leukomaine* **a., artificial,** one produced synthetically **a., cadaveric, a., putrefactive,** see *ptomaine* **a., excrementitious,** leucomaine **a., fixed,** the solid alkaloids, they contain carbon hydrogen, nitrogen and oxygen **a., glucoside,** a substance which exhibits the characteristics of an alkaloid, but is capable of decomposition into sugar and another substance when acted upon by dilute acid **a., volatile,** the liquid alkaloids, they contain no oxygen

alkaloidal (*al-ka loid'-al*) [*alkali*, εἶδος, likeness] Having the qualities of an alkaloid

alkalometry (*al-kal-om'-e tre*) Administering alkaloids See *dosimetry*

alkalosis (*al-kal-o'-sis*) [*alkali*, αἷμα, blood] A condition in which the carbonate content of the blood is relatively high

alkaluretic (*al-ka-lu-ret'-ik*) [*alkali*, οὖρον, urine] 1 Causing or tending to cause a flow of alkaline urine 2 A drug rendering the urine alkaline

alkamin (*al'-kam-in*) See *alkine*

alkane (*al'-kān*) See *paraffin* (2).

alkanet (*al'-kan-et*) [Sp., dim of *alcana*, henna] The root of the herb, *Alkanna* (*Anchusa*) *tinctoria* yielding a red dye that is used in staining wood, coloring adulterated wines, and in pharmacy to give a red color to salves, etc

alkanin (*al'-kan in*) See *alkannin*

alkanna-red. See *alkannin*

alkannin (*al'-kan-in*) [see *alkanet*] Alkanna-red, a valuable coloring-matter obtained from alkanet

alkapton(e) (*al-kap'-ton*). A yellowish, resinous, nitrogenous body occasionally found in urine.

alkaptonuria (*al-kap-ton-'-ū'-re-ah*) [*alkapton; οὖρον*, urine]. The presence of alkapton in the urine. It has been found in cases of pulmonary tuberculosis and in other instances in which there were no local lesions or general disease. Urine containing alkapton turns dark on standing or on the addition of an alkali.

alkargen (*al-kar'-jen*) [*alkarsin; γεννᾶν*, to produce]. Dimethylarsenic acid, obtained from alkarsin by the action of water.

alkarhein (*al-kar-e'-in*). A proprietary alkaline preparation of rhubarb and pancreatin.

alkarsin (*al-kar'-sin*) [*alcohol; arsenic*]. "Cadet's fuming liquid," an extremely poisonous liquid containing cacodyl. It is of a brown color, and on exposure to the air ignites spontaneously.

alkasal (*al'-ka-sal*). See *aluminum-potassium salicylate*

alkatrit (*al'-ka-trit*) [*alkali; triturare*, to rub together]. A triturate made from an alkaloid.

alkeins (*al'-ke-inz*). A collective name for the ethers formed from the alkines.

alkermes (*al'-kur-mēz*). See *kermes*.

alkine (*al'-kin*). Any member of the acetylene series of hydrocarbons. Syn., *alkomin*.

alkresol (*al-kre'-sol*). Alcresol.

AlK(SO$_4$)$_2$ + 12H$_2$O. Aluminum sulphate, alum.

alkyl (*al'-kil*) [*alkali*]. The name applied to any of the univalent alcohol radicals, C_nH_{2n+1}; methyl, ethyl, etc., are alkyls. **a.-sulphides**, thioethers; sulphur analogues of the ethers. They are colorless liquids, generally insoluble in water, and possessing a disagreeable odor resembling that of garlic.

alkylamine (*al-kil-am'-in*). A body having the constitution of ammonia in which an alkyl replaces hydrogen, 1, 2, or 3 hydrogen atoms of the ammonia molecule may suffer this replacement, thus yielding *primary* or *monalkylamines*, having the general formula $NH_2(C_nH_{2n+1})$· *secondary* or *dialkylamines*, having the general formula $NH(C_nH_{2n+1})$ (C_pH_{2p+1}); and *tertiary* or *trialkylamines*, of the general formula $N(C_nH_{2n+1})$ (C_pH_{2+p1}) (C_qH_{2q+1})

alkylate (*al'-kil-āt*). A compound derived from a montaomic alcohol by replacement of the hydroxyl hydrogen by a metal

alkylation (*al-kil-a'-shun*). The exchange of hydroxylic hydrogen atoms for alkyls.

alkylene (*al'-ki-lēn*). See *olefin*.

alkylogen (*al-kil'-o-jen*). A haloid salt of an alcohol radical.

allachesthesia, allachæsthesia (*al-ah-kes-the'-ze-ah*) [*ἀλλαχή*, in another place; *αἴσθησις*, sensation]. Erroneous localization of tactile impressions, differing from allocheiria in the respect that the sensation is felt on the same side of the body, but in a different place from that in which the irritation occurs.

allage. See *allaxis*

allantiasis (*al-an-ti'-as-is*) [*ἀλλᾶς*, a sausage]. Sausage-poisoning, due to the ingestion of sausages in which putrefactive changes have taken place.

allantochorion (*al-an-to-ko'-re-on*). The allantois and chorion fused together and so forming a single structure.

allantoic (*al-an-to'-ik*) [*ἀλλᾶς*, a sausage; *εἶδος*, resemblance]. Pertaining to the allantois. **a. circulation**, the fetal circulation through the cord and the umbilical vessels. **a. vesicle**, the hollow allantois of certain animals.

allantoid (*al-an'-toid*) [see *allantoic*]. 1. Resembling a sausage. 2. Relating to the allantois. **a. liquid**, see *liquor amnii spurius*.

allantoides (*al-an-to'-id-ēz*). 1. Allantoid. 2. A sausage. 3. The great toe. 4. The allantois.

allantoin (*al-an'-to-in*) [see *allantoic*]. $C_4H_6N_4O_3$. A crystalline substance occurring in traces in normal urine, and prepared from uric acid by oxidation. Also the characteristic constituent of the allantoic fluid, and likewise found in fetal urine and amniotic fluid.

allantois (*al-an'-to-is*) [see *allantoic*]. One of the fetal membranes derived from the mesoblastic and hypoblastic layers. Its function is to convey the blood-vessels to the chorion The lower part finally becomes the bladder, the upper, the urachus.

allantotoxicon (*al-an-to-toks'-ik-on*) [*ἀλλᾶς*, a sausage; *τοξικόν*, a poison]. A poisonous substance, probably a ptomaine, that develops during the putrefactive fermentation of sausage.

allaxis (*al-aks'-is*) [*ἀλλασσειν*, to vary]. Metamorphosis; transformation.

allelomorph (*al-e'-lo-morf*) [*ἀλλήλων*, of one another; *μορφή*, form]. Mendelian characters are inherited in alternative pairs, or in alternative series These genes are called alleomorphs. Eg., albinism (recessive), normal (dominant). Horns (recessive), Hornless (dominant).

allelomorphic (*al-e-lo-mor'-fik*). Pertaining to, or characteristic of an *allelomorph*, *q. v.*

allelomorphism (*al-e-lo-mor'-fizm*). The presence, in Mendelian inheritance, of allelomorphic characters.

allelotaxis (*al-e-lo-tak'-sis*) [*ἀλλήλων*, of one another; *τάξις*, arrangement]. The development of a part from different embryonic structures.

Allen's iodine test [Charles Warrenne *Allen*, American physician, 1854–1906]. See under *linea versicolor*.

Allen's paradoxical law (*al'-en*) [Frederick M. *Allen*, American physician, 1879–]. "Whereas in normal individuals the more sugar given the more is utilized, the reverse is true in diabetes." **A.'s treatment**, the starvation treatment in diabetes.

Allen's reaction for phenol. Add to one or two drops of the liquid to be tested a few drops of hydrochloric acid and then one drop of nitric acid. A cherry-red coloration is produced.

allene (*al-ēn'*), $CH_2 = C = CH_2$. An isomere of allylene. Syn., *β-allylene; isoallylene*.

allenthesis (*al-en'-the-sis*) [*ἄλλος*, other; *ἔνθεσις*, insertion]. The presence in or the introduction of foreign bodies into the organism.

alleosis, or **allœosis** (*al-e-o'-sis*) [*ἀλλοίωσις*, change]. 1. Change; alterative effect; recovery from illness. 2. Mental disorder.

alleotic, or **allœotic** (*al-e-ot'-ik*) [*ἀλλοίωσις*, change]. 1. Alterative. 2. An alterative remedy or agent.

allergen (*al'-er-jen*). Same as *allergin*, *q. v.*

allergin (*al'-er-jin*) [*allergy; γεννᾶν*, to produce]. A hypothetical substance of a toxic nature, supposed to produce allergy.

allergy, allergia (*al'-er-je, al-er'-je-a*) [*ἄλλος*, other; *ἐνέργεια*, energy (from *ἔργον*, work)]. A form of acquired immunity, in which a person reinfected reacts differently from the way in which he reacted after the primary infection. It is associated with anaphylaxis. **a., food**, hypersensitivity to certain food.

allesthesia (*al-es-the'-se-ah*) [*ἄλλος*, other, *αἴσθησις*, feeling]. Synonym of *allocheiria*.

allevation (*al-e-va'-shun*) [*ad*, to; *levare*, to lift up]. 1. The relief or palliation of pain. 2. The raising or lifting of a patient from the bed or from the reclining posture.

alleviator (*al-e'-ve-a-tor*) [*allevare*, to lighten]. A device for lifting a sick person from the bed.

allex (*al'-eks*) [L.]. Same as *hallux*.

alliaceous (*al-e-a'-shus*) [*allium*, garlic]. Resembling garlic, or pertaining to the same.

alligator-forceps (*al'-e-ga-tor-for'-seps*). A surgeons' toothed forceps, one of the jaws of which works with a double lever.

Allingham's operation [1. William *Allingham*, English surgeon, 1830–1908. 2. Herbert William *Allingham*, English surgeon]. 1. *For excision of the rectum;* the patient in the lithotomy position, an oval incision is made into both ischio-rectal fossæ, around the bowel, and prolonged backward to the coccyx; the bowel is isolated, and separated with the ecraseur, scissors, or Paquelin cautery. 2. *For hemorrhoids;* the pile is dissected off from the muscular tissue with scissors, the pedicle ligated, and the mass cut off. 3. *For inguinal colotomy;* the incision is from one and one-half to three inches long, and is made parallel with the outer third of Poupart's ligament, and about one-half inch above. **A.'s painful ulcer,** anal fissure. **A.'s rectal plug,** an appliance for controlling hemorrhage from the rectum.

WILLIAM ALLINGHAM.

Allis' inhaler [Oscar H. *Allis*, American surgeon]. An apparatus for the production of general anesthesia by the inhalation of ether. **A.'s sign,** relaxation of the fascia lata between the iliac crest and the trochanter major is indicative of fracture of the neck of the femur.

alliteration (*al-it-er-a'-shun*) [*ad*, to; *litera*, letter]. A form of dysphrasia in which the patient arranges his words according to the sound.

allium (*al'-e-um*) [L.]. Garlic. The undried bulb of *A. sativum*. It contains a pungent, volatile oil that is found also in the leek and the onion. In small amounts garlic acts as a condiment and aids in the digestion and absorption of food. In chronic bronchitis garlic applied as a poultice to the chest and internally in boiled milk is beneficial. Poultices of garlic applied to the spine are recommended in infantile convulsions and may be applied over the abdomen in gastro-intestinal catarrh. *A. cepa*, the common onion, and *A. porrum*, the leek, have similar qualities. **A., syrup of** (*syrupus allii*), contains fresh garlic, 20 Gm.; sugar, 80 Gm.; dilute acetic acid, a sufficient quantity to make 100 Cc. Dose 1–4 dr. (4–16 Cc.).

allo-. A prefix used in chemistry to designate a body which has been rendered more stable by heat; also used to represent isomerism when there is "relative asymmetry."

allocain (*al'-o-kān*). Trade name of a local anesthetic containing procaine hydrochloride, alypin, epinephrine and thymol.

allocheiria. See *allochiria*.

allochesthesia (*al-ok-es-the'-ze-ah*). *Allachesthesia.*

allochezia, allochetia (*al-o-ke'-ze-ah, al-o-ke'-she-ah*) [ἄλλος, other; χέζειν, to desire to go to stool]. 1. The passage of feces from the body through an abnormal opening. 2. The passing of non-fecal matter from the bowels.

allochiria (*al-o-ki'-re-ah*) [ἄλλος, other; χείρ, hand]. An infrequent tabetic symptom, in which, if one extremity be pricked, the patient locates the sensation in the corresponding member of the other side.

allochroic (*al-lo-kro'-ik*) [ἄλλος, another; χρῶμα, color]. Of changeable or diversified color.

allochroism (*al-ok'-ro-izm*) [ἄλλος, other; χρῶμα, color]. 1. Variation in color. 2. A change of color.

allochromasia (*al-o-kro-ma'-ze-ah*) [ἄλλος, other; χρῶμα, color]. 1. Change of color in a part or tissue. 2. Color-blindness.

allocinetic (*al-o-sin-et'-ik*). See *allokinetic.*

allogamy (*al-og'-am-e*) [ἄλλος, other; γάμος, marriage]. In biology, cross fertilization.

allogotrophia (*al-o-go-tro'-fe-ah*) [*allos;* τρέφειν, to nourish]. The nourishment of one part of the body at the expense of some other part.

alloisomerism (*al-o-i-som'-er-izm*) [ἄλλος, other; ἰσομερής, having equal parts]. The application of the same structural formula to many different compounds; a variety of isomerism.

allokinesis (*al-o-kin-ē'-sis*) [ἄλλος, other; κίνησις movement]. Forced and passive movement.

allokinetic (*al-o-kin-et'-ik*) [ἄλλος, other; κίνησις, motion]. Moved or set in motion by external impressions or forces; not autokinetic.

allolalia (*al-o-la'-le-ah*) [*allos;* λαλεῖν, to speak]. Impairment of the faculty of speech. See *alalia.*

allolalic (*al-o-lal'-ik*) [ἄλλος, other; λαλεῖν, to speak]. Affected with allolalia.

allomerism (*al-om'-er-izm*) [ἄλλος, other; μέρος, shape]. In chemistry, the property of retaining a constant crystalline form while the chemical constituents present, or their proportions, vary.

allomorphic, allomorphous, allomorphus (*al-o-mor'-fic, -us*). Affected with allomorphism.

allomorphism (*al-o-morf'-izm*) [ἄλλος, other; μορφή, shape]. The property possessed by certain substances of assuming a different form while remaining unchanged in constitution.

allonal (*al'-on-al*). The registered trademark for a non-narcotic hypnotic and analgesic; a bitter yellowish powder only slightly soluble in water.

allopath, allopathist (*al'-o-path, al-op'-ath-ist*) [ἄλλος, other; πάθος, affection]. One who practises allopathy. A common, but incorrect designation for a regular practitioner.

allopathy (*al-op'-a-thē*) [ἄλλος, *other;* πάθος, affection]. According to Hahnemann, the inventor of the term, that method of the treatment of disease consisting in the use of medicines the action of which upon the body in health produces morbid phenomena different from those of the disease treated; erroneously used of the regular medical profession; opposed to homeopathy.

allophasis (*al-off'-as-is*) [ἄλλος, other; φάσις, speech]. Incoherency of speech; delirium.

allophemy (*al-off'-e-me*) [ἄλλος, other; φήμι, to speak]. See *heterophemy*.

alloplast (*al'-o-plast*) [ἄλλος, other; πλασνός, form, mold]. In biology, a plastid composed of several tissues; the opposite of homoplast.

allorrhythmia (*al-or-rith'-me-ah*) [*allos;* ῥυθμός, rhythm]. Variation in intervals of the pulse.

allosan (*al'-o-san*). The allophanic acid ester of santalol. It is a white, crystalline powder, used as santalol.

allosteatodes (*al-o-ste-at-o'-dēz*) [ἄλλος, other; στεατώδης, fat-like]. Marked by perversion or morbidity of the sebaceous secretion.

allotherm (*al'-o-therm*) [ἄλλος, *other;* θέρμη, heat]. An organism whose temperature is directly dependent on its culture-medium.

allotoxin (*al-o-toks'-in*) [ἄλλος, *other;* τοξικόν, poison]. Any substance, produced by tissue-metamorphosis within the organism, that tends to shield the body by destroying microorganisms or toxins that are inimical to it.

allotriodontia (*al-ot-re-o-don'-she-ah*) [ἀλλότριος, strange; ὀδούς, tooth]. 1. The transplanting of teeth from one person to another. 2. The existence of teeth in abnormal situations, as in tumors.

allotriogeustia (*al-ot-re-o-gūs'-te-ah*) [ἀλλότριος, strange; γεῦσις, taste] Perversion of the sense of taste, abnormity of the appetite.

allotriolith (*al-ot'-re-o-lith*) [ἀλλότριος, strange, λίθος, stone]. A calculus composed of unusual material or formed in an abnormal situation.

allotriolithiasis (*al-ot-re-o-lith-i'-as-is*) [ἀλλότριος, strange; λίθος, a stone]. The formation or existence of a calculus of unusual material, or composed entirely or in part of a foreign body.

allotriophagy (*al-ot-re-off'-a-je*) [ἀλλότριος, strange; φαγεῖν, to eat]. Depraved or unnatural appetite.

allotriotexis (*al-ot-re-o-teks'-is*) [ἀλλότριος, strange; τέξις, birth]. 1. Abnormality in delivery. 2. The birth or delivery of a monstrosity.

allotriuria (*al-ot-re-u'-re-ah*) [ἀλλότριος, strange; οὖρον, urine]. Abnormality of the urine.

allotrope (*al'-o-trōp*) [see *allotropic*]. One of the forms in which an element capable of assuming different forms may appear.

allotrophic (*al-o-trof'-ik*) [ἄλλος, other; τροφή, nourishment]. Having perverted or modified characters as a nutrient.

allotropic (*al-o-trop'-ik*) [ἄλλος, other; τρόπος, manner]. 1. Characterized by allotropism. 2. Relating to or marked by isomerism.

allotropism (*al-ot'-rop-izm*) [see *allotropic*]. 1. The term expresses the fact of certain elements existing in two or more conditions with differences of physical properties; thus, carbon illustrates allotropism by existing in the forms of charcoal, plumbago, and the diamond. 2. Appearance in an unusual or abnormal form.

allotropy (*al-ot'-ro-pe*). Allotropism.

allotrylic (*al-o-tril'-ik*) [ἀλλότριος, foreign; ὕλη-matter]. Due to the presence of a foreign principle or material; enthetic. **a. affections,** morbid states caused by the lodgment of foreign substances in the organism. The foreign substance may be animate or inanimate, organic or inorganic.

alloxamide (*al-oks-am'-id*) [*alloxan; amide*]. A substance, $C_8H_4N_4O_4$, obtained from alloxan by the action of ammonia.

alloxan (*al-oks'-an*) [*allantoin; oxalic*], $C_4H_2N_2O_4$. A crystalline substance produced by the oxidation of uric acid.

alloxantin (*al-oks-an'-tin*) [*alloxan*]. $C_8H_4N_4O_7 + 3H_2O$. A substance obtained by reducing alloxan with $SnCl_2$, zinc, and HCl, or H_2S in the cold. It occurs in small, hard, colorless prisms that turn red when treated with ammonia.

alloxin (*al-oks'-in*) [*allantoin*]. Any of a series of xanthin bases, the result of the splitting-up of chromatin, and which on oxidation produce uric acid.

alloxur, alloxuric (*al-oks'-ur, al-oks-u'-rik*) [ἄλλος, other; ὀξύς, sharp]. A term applied by Kossel and Krüger to the xanthin bases, from the fact that these, like uric acid, contain alloxan and urea groups. **a. bases, a. bodies, xanthin,** hypoxanthin, guanin, paraxanthin, adenin.

alloxuremia (*al-oks-u-re'-me-ah*) [*alloxur; uremia*]. Toxemia due to the resorption of the xanthin or alloxur bases.

alloxuria (*al-oks-u'-re-ah*) [*alloxur;* οὖρον, urine]. The pathological secretion of alloxur bodies (uric acid, xanthin, hypoxanthin, paraxanthin, adenin, carnin, etc.) in the urine.

alloy (*al-oi'*) [Fr. *aloyer*, from L. *alligare*, to combine]. 1 A compound of two or more metals by fusion. 2. The least valuable of two or more metals that are fused together.

allspice (*awl'-spīs*). The fruit of *Eugenia pimenta*. **a., Carolina,** the leaves of *Calycanthus floridus*, having the properties of an aromatic stimulant. See *pimenta*.

allus (*al'-us*) [L.]. The great toe. **a. pollex,** the thumb.

allyl (*al'-il*) [*allium*, garlic,]. C_3H_5. A univalent alcohol radical. Syn., *allylum; acryl.* **a acetate.** 1. $C_3H_5.C_2H_3O$, an aromatic liquid with sharp taste, boiling at 103°–104° C. 2. A salt of allylacetic acid. **a. alcohol,** C_3H_5HO. A colorless, inflammable liquid, with pungent odor, boiling at 97° C. **a. aldehyde,** C_3H_4O. A synonym of *acrolein.* **a. borate,** $(C_3H_5)_3BO_3$, a liquid giving off pungent, irritating vapors which cause a flow of tears; it boils at 168°–175° C. **a. bromide,** C_3H_5Br, a liquid with pungent odor; sp. gr., 1.436 at 15° C.; soluble in alcohol and ether; boils at 70°–71° C. Syn., *bromopropylene.* **a. carbamine,** $CN.C_3H_5$, a liquid obtained by heating allyl iodide with silver cyanide; it has an extremely foul and penetrating odor; boils at 96°–106° C. Syn., *allyl cyanide; allyl isocyanide.* **a carbimide,** CO. NC_3H_5, a foul liquid causing flow of tears, formed by the action of potassium pseudocyanate upon allyl iodide. Syn., *allyl isocyanate; allyl carboxylamine; allyl pseudocyanate.* **a. chloride,** C_3H_5Cl, a pungent liquid; sp. gr., 0.937 at 20° C.; boils at 45° C. Syn., *chlorotritylen.* **a. cyanamide.** See *sinamine.* **a. dioxide,** $C_3H_{12}O_8$, a colorless liquid obtained from allyl alcohol by action of glycerol and oxalic

acid; sp. gr., 1.16 at 16° C.; boils at 171°–172° C.; soluble in water, alcohol, and chloroform. Syn., *diallyl oxide.* **a. iodide,** C_3H_5I, a pungent liquid; sp. gr., 1.848 at 12° C.; soluble in alcohol; boils at 100°–102° C. It is a reaction-product of phosphorus, iodine, and allyl alcohol. **a. mustard oil,** $CS.N.C_3H_5$ The principal constituent of ordinary mustard oil. Syn., *allyl pseudosulphocyanate; allyl pseudothiocyanate; allyl isothiocyanate; allyl isosulphocyanate; allyl thiocarbimide.* **a. nitrate,** $C_3H_5.NO_3$, a mobile liquid of pungent odor, boiling at 106° C., formed from silver nitrate by action of allyl bromide. **a. phenol,** $C_9H_{10}O$, a body obtained from anisic aldehyde by action of potash; it forms laminar crystals. **a. sulphate,** $C_3H_5HSO_4$, a substance acting as a monobasic acid and forming salts called allyl sulphates. Syn., *allyl-sulphuric acid; allyl and hydrogen sulphate.* **a. sulphide,** $(C_3H_5)_2S$, the essential oil of garlic. It is stomachic and sedative. **a. thiocyanate,** $NC\,SC_3H_5$, a colorless, strongly refracting, oily liquid, with odor of garlic and hydrocyanic acid, isomeric with allyl mustard oil and producing headache, nervous excitement, and nausea when inhaled. Syn., *artificial oil of mustard; allyl sulphocyanide.* **a. tribromide,** $C_3H_5Br_3$, a colorless liquid used as an antispasmodic. Dose 5 drops.

allylamine (*al-il'-am-in*) [*allium; amide*], $NH_2(C_3H_5)$. Ammonia in which a hydrogen atom is replaced by allyl It is a caustic liquid.

allylcocaine (*al-il-ko'-kān*) A local anesthetic used in operations on the eye, 5 per cent solution is employed.

almatein (*al-mat'-e-in*). An odorless compound of hematoxylin and formaldehyde; has been recommended as a substitute for iodoform

Alménʼs reagent for blood [August *Almén*, Swedish physiologist, 1833–1903]. A liquid containing blood or blood-coloring matters, if well shaken with a mixture of equal parts of tincture of guaiacum and oil of turpentine, becomes blue **A.ʼs test for glucose,** heat the liquid with a solution of bismuth subnitrate dissolved in caustic soda and Rochelle salts; if it contains glucose, the liquid becomes cloudy, dark brown, or nearly black in color, and finally a black deposit appears.

almond (*ah'-mond*) [ME., *almonde*]. See *amygdala.* **a.-bran,** a cosmetic powder consisting of perfumed powdered almonds and borax. **a.-bread,** a variety of bread made from almond flour, for use in diabetes as a substitute for ordinary bread. **a.-eyed,** applied to the Mongolian race on account of the peculiar elliptical form and slanting appearance of the eyelids. **a. of the ear, a. of the throat,** the tonsil. **a. mixture,** see under *amygdala.* **a. oil,** oleum amygdalæ. See *amygdala.* **a. oil, bitter,** oleum amygdalæ amaræ. See under *.amygdala.* **a.-paste,** a magma of bitter almonds, alcohol, white of egg, and rose-water, used to soften the skin and prevent the hands and lips from chapping.

alnuin (*al'-nü-in*) [Celtic, *al,* near; *lan,* a river-bank]. A precipitate from the tincture of *Alnus rubra.* Said to be alterative and resolvent. Dose gr. ii–x.

Alnus (*al'-nŭs*) [L.]. 1. Alder-bark. 2. A genus of shrubs and trees of the order *Cupuliferæ. A. glutinosa,* common European alder, has astringent bark and leaves, which are used in intermittent fever and as an application in wounds and ulcers. *A. serrulata* contains tannic acid. The decoction of bark and leaves is astringent and used as a gargle and as a lotion for wounds and ulcers. Dose of *powdered bark* 10 gr. (0.65 Gm.); of the *fluidextract* 30–60 min. (2–4 Cc.). *A. incana* has qualities similar to *A. serrulata.* It is recommended as a hemostatic.

Al_2O_3. Aluminum oxide.

alochia (*ah-lo'-ke-ah*) [*ἀ,* priv.; λόχια, the lochia] Absence of the lochia.

Aloe (*al'-o*). A genus of liliaceous plants. See *aloes.* **a. americana,** see *agave.* **a.-resin,** an amorphous resinous constituent of aloes obtained as a deposit from a hot aqueous solution of aloes on cooling.

aloedary (*al'-o-ed-a-re*). A compound aloetic purgative medicine.

aloeretin (*al-o-e-re'-tin*). See *aloe-resin.*

aloes (*al'-oz*) [ἀλόη, the aloe]. The inspissated juice of several species of aloe, of which *Aloe socotrina, A. barbadensis,* and *A. capensis* are most commonly used. Its properties are due to a glucoside, *aloin,* $C_{17}H_{18}O_7$. It is a tonic astringent, useful in amenorrhea, chronic constipation, and atonic dyspepsia. It is also an emmenagogue and anthelmintic. Dose 2–5 gr. (0.13–0.32 Gm.). **a.-bitter,** a bitter principle obtained from aloes by evaporation of the aqueous extract from which the aloe-resin has been extracted. **a.-bitter, artificial,** a body obtained from aloes by action of nitric acid. **a., decoctum, compositum** (B. P.), Socotrine aloes, myrrh, and saffron, of each, 2 parts, potassium carbonate, 4 parts; licorice-juice, 24 parts; water, 768 parts; reduce by boiling to 642 parts and add 192 parts of compound tincture of cardamom. Dose ½–2 gr. (0.032–0.13 Gm.). **a., enema** (B. P.), aloes, potassium carbonate, and mucilage of starch. **a. et asafœtidæ, pilulæ** (B. P.), aloes and asafetida, of each, 1½ gr. (0.1 Gm.). **a. et ferri, pilulæ** (U. S. P., B. P.), contain 1 gr. (0.065 Gm.) each of aloes, ferrous sulphate, and aromatic powder, incorporated with confection of roses. **a. et mastiches, pilulæ** (U. S. P., B. P.), "Lady Websterʼs pills," contain aloes, 2 gr. (0.13 Gm.); mastic and red rose, ½ gr. (0.032 Gm.). **a. et myrrhæ, pilulæ** (U. S. P., B. P.), each contains aloes, 2 gr. (0.13 Gm.); myrrh, 1 gr. (0.065 Gm.); aromatic powder, ½ gr. (0.032 Gm.), mixed with syrup. **a. et myrrhæ, tinctura** (U. S. P., B. P.), aloes, 10; myrrh, 10; alcohol, 100 parts Dose ½–2 dr. (2–8 Cc.). **a., extractum** (U. S. P.). Dose 2 gr. (0.12 Gm.). **a., extractum, aquosum,** prepared by mixing aloes 1 part with 10 parts boiling water, straining and evaporating. Dose ½–5 gr. (0.032–0.32 Gm.). **a., hepatic,** dark, liver-colored aloes, mostly Barbadian. **a., pilulæ** (U. S. P., B. P.), aloes and soap, of each, 2 gr. (0.13 Gm.). **a. purificata** (U. S. P.), the common drug purified by solution in alcohol and evaporation Dose 1–5 gr. (0.065–0.32 Gm.). **a. socotrinæ, pilula** (B. P.), contains Socotrine aloes, hard soap, oil of nutmeg, and confection of roses. Dose 5–10 gr. (0.32–0.65 Gm.). **a., tinctura** (U. S. P., B. P.), consists of aloes, 10; licorice, 10; dilute alcohol, 100 parts. Dose ½–2 dr. (2–8 Cc.). **a., vinum** (B. P.), has aloes, 6; cardamom, 1; ginger, 1; white wine, 100 parts. Dose 1–4 dr. (4–16 Cc.).

aloetic (*al-o-et'-ik*) [*aloes*]. Containing or pertaining to aloes.

aloetin (*al-o-e'-tin*). 1. Aloe-resin. 2. A yellow crystalline principle obtainable from aloes.

alogia (*ah-lo'-je-ah*) [ἀ, priv.; λόγος, word, reason]. 1. Inability to speak, due to some psychical defect. 2. Stupid or senseless behavior.

alogotrophy (*al-o-got'-ro-fe*) [ἄλογος, strange, absurd; τροφή, nutrition]. Irregular and perverted nutrition, leading to deformity.

aloin (*al'-o-in*) [*aloes*] A bitter principle found in aloes. It forms fine needles, possesses a very bitter taste, and acts as a strong purgative. Several glucosides of this name are described, as, *barbaloin*, *nataloin*, *zanaloin*, *socaloin*. Dose ½–2 gr. (0.032–0.13 Gm.).

aloisol (*al-o-is-ol'*). An oily liquid obtained from the distillation of aloes with quicklime.

alopecia (*al-o-pe'-she-ah*) [ἀλωπεκία, a disease of foxes resembling mange]. Deficient hair; baldness. It may be universal or partial, congenital or acquired. It follows a large number of systemic affections. Syn., *lapsus capillorum; defluxio capillorum; vulpis morbus*. **a. adnata**, see *a , congenital*. **a. areata**, that condition in which, suddenly or slowly, one or several, usually asymmetrically distributed, patches of baldness appear upon the hairy regions of the body, more often upon the scalp and parts covered by the beard. Syn., *area Celsi, tinea decalvans; porrigo decalvans; alopecia circumscripta*. **a., cachectic**, that due to general malnutrition. **a. circumscripta**, see *a. areata*. **a., congenital**, a rare form, seldom complete, due to absence of air-bulbs **a. furfuracea**, a form of baldness associated with a disorder of the scalp, marked by hyperemia, itching, and exfoliation of dry or fatty scales from its surface. It may be acute or chronic, and produce a dryness, brittleness, and lack of luster in the hair. Syn., *alopecia pityroides capillitii; pityriasis capitis; seborrhœa capillitii, pityriasis simplex*. **a. localis**, that form occurring in one or more patches at the site of an injury or in the course of a nerve. Syn , *alopecia neuritica*. **a. neurotica**, a name given to baldness of trophoneurotic origin. **a. orbicularis**, same as *a. circumscripta*. **a. pityroides capillitii**, see *a. furfuracea* **a pityroides universalis**, a rapid and general denudation of hair occurring in debilitated states, preceded by abundant desquamation of fatty scales. **a. senilis**, that occurring in old age. **a. simplex**, the idiopathic premature baldness of young adults. It is most common in males, and is often associated with premature grayness. **a. syphilitica**, that due to syphilis. **a. unguis**, **a. unguium**, the falling-off of the nails. Syn., *onychoptosis*. **a. universalis**, that in which there is a general falling-out of the hairs of the body.

alophen (*al'-o-fen*). Trade name of a laxative pill said to contain aloin, strychnine, belladonna, ipecac, and phenolphthalein.

alopon (*al'-op-on*). Trade name of a mixture of the hydrochlorides of the opium alkaloids.

aloxanthin (*al-oks-an'-thin*). $C_{15}H_{10}O_6$. A yellow substance obtained from barbaloin and socaloin by the action of potassium bichromate.

alpenstich (*alp'-en-stik*) [Ger.]. A form of severe pleurisy or pleuropneumonia with typhoid symptoms peculiar to mountainous regions.

alpha (*al'-fah*) [ἄλφα, the first letter of the Greek alphabet]. The Greek letter *α*, used in combination with many chemical terms to indicate the first of a series of isomeric bodies, as alpha-apbthol. **a.-eigon**, a compound of iodine and albumin containing 15% of iodine and soluble in water. **a.-leukocyte**, one disintegrating during blood-coagulation. **a.-hypophamine**. Same as *oxytocin*.

alphanaphthol (*al-fah-naf'-thol*). A variety of naphthol.

alphasol (*al'-fa-sol*). Trade name of an antiseptic used in rhinology and laryngology.

alphenols (*al'-fe-nolz*). A class of compounds having the characteristics of both alcohols and phenols.

alphodeopsoriasis (*al-fo-de-o-so-ri'-a-sis*)[ἀλφώδης, leprous; ψωρίασις, psoriasis]. A form of psoriasis resembling leprosy.

alphodermia (*al-fo-der'-me-ah*) [ἀλφός, white; δέρμα, the skin]. Achromatosis; any disease marked by lack of pigmentation.

alphogen (*al'-fo-jen*). Trade name of *alphozone*, *q. v.*

alphol (*al'-fol*), $C_{17}H_{12}O_2$. The salicylic ether of alphanaphthol, a white, crystalline powder, soluble in alcohol, in ether, and in fatty oils, and insoluble in water; melts at 83° C. It is an internal antiseptic. Dose 8–15 gr. (0.52–1.0 Gm.) 3 times daily.

alphos (*al'-fos*) [ἀλφός, vitiligo]. 1. An old name for leprosy. 2. Psoriasis.

alphosis (*al-fo'-sis*) [see *alphos*]. Albinism; leukoderma.

alphozone (*al'-fo-zōn*). Succinic dioxide. A white crystalline powder derived from hydrogen dioxide by action of succinic acid. It is used as a germicide in dilute aqueous solutions

alphus (*al'-fus*). 1. See *alphos*. 2. A scrofulous pustular disease of the skin attended with the formation of white crusts. **a. confertus**, a scrofulous form of impetigo with clustered lesions attended with formation of white crusts. **a. leuce**, Plenck's name for a skin disease marked by white spots, which penetrate the skin deeply and involve the hairs, and if pricked, a milky fluid exudes. Syn., *vitiligo leuce; leuce*. **a. simplex**, Plenck's name for a skin disease marked by white patches not involving the hairs and wandering from one part to the other, with roughening of the skin. **a. sparsus**, a scrofulous disseminated ecthyma attended with formation of white crusts.

Alpinia (*al-pin'-e-ah*) [Prosper *Alpinus*, Italian botanist, 1553–1617]. A genus of zingiberaceous tropical plants. *A. chinensis*, *A. officinarum*, and other species furnish galangal.

Alquié's operation (*al-ke-a'*) [Alexis Jacques *Alquié*, French surgeon, 1812–1865]. Alexander's operation.

Alsace gum (*al-sās'*). See *dextrin*.

alsol (*al'-sol*). A preparation of aluminum acetate and tartaric acid; used as an astringent and disinfectant.

Alstonia (*al-sto'-ne-ah*) [Charles *Alston*, Scotch physician, 1683–1760]. A genus of apocynaceous trees and shrubs. *A. constricta*, the Australian fever-tree, yields the alkaloid *alstonine*. The bark is tonic, antiperiodic, and antipyretic, and is used in intermittent fevers. Dose of *fluidextract* 30–60 min. (2–4 Cc.). *A. scholaris*, the devil-tree, a native of the East Indies, furnishes dita-bark; it is tonic, astringent, antiperiodic, and anthelmintic.

alstonidin (*al-ston'-id-in*). An amorphous substance contained in a variety of dita-bark.

alstonin (*al-sto'-nin*). An amorphous substance contained in a variety of dita-bark.

alstoninine. A crystalline alkaloid, $C_{21}H_{18}N_2O_4$, obtained from *Alstonia constricta*.

alt. dieb. Abbreviation for the Latin *alternis diebus*, every other day.

alter (*awl'-ter*). To castrate or spay.

alterant (*awl'-ter-ant*). Same as *alterative*.

alterative (*awl'-ter-a-tiv*) [*alterativus*]. 1. A medicine that alters the processes of nutrition, restoring, in some unknown way, the normal functions of an organ or of the system. The most important alteratives are arsenic, iodine, the iodides, mercury, and gold. 2. Changing; alterant; reestablishing healthy nutritive processes.

altering (*awl'-ter-ing*). A syn. for *menstruation*.

alternate (*awl'-ter-nāt*) [*alternare*, to do by turns]. Occurring successively in space or time. **a. hemiplegia,** see *hemiplegia*.

alternating (*awl'-ter-na-ting*) [see *alt nate*] Occurring successively. **a. currents,** electric currents the direction of which is constantly changing. **a. insanity,** a form of insanity in which there are regular cycles of exaltation and depression. **a. pulse,** an irregularity in the force of the heart beats, each second beat varying in strength, a strong beat alternating with a weak beat; the rhythm is regular

alternation (*awl-ter-na'-shun*) [see *alternate*] Repeated transition from one state to another. **a., of generations.** 1. In biology, a generative cycle in which the young do not resemble the parent, but like forms are separated by one or more unlike generations 2. That form of reproduction in which some of the members of the cycle can produce new beings non-sexually, while in the final stage reproduction is always sexual. Tapeworm, is an example

alternator (*awlt'-er-na-tor*). An apparatus for converting the direct dynamo current into an alternating current.

Althaus' oil. An oil made as follows· Metallic mercury, 1 part, pure lanolin, 4 parts; 2% phenol, 5 parts It is used in the treatment of syphilis in injections of 5 min. (0.3 Cc.) at a dose.

Althea, Althæa (*al-the'-ah*) [L.]. Marshmallow. The peeled root of *Althæa officinalis*, a plant of the mallow family. It consists of about one-third of vegetable mucus and starch, together with the alkaloids *asparagine* and *altheine* (laterally regarded as identical). Its decoction is employed as a mucilaginous drink. **a., ointment of** (*unguentum althææ*), an ointment composed of marshmallow root, 2 parts, turmeric, flaxseed, and fenugreek, each, 1 part; water, 70 parts; lard, 44 parts; yellow wax, 6 parts **a., syrup of** (*syrupus althææ*), contains 4% althea. Dose indefinite. *Asparagine* possesses sedative and diuretic properties, and is useful in ascites and gout. Dose 2–3 gr. (0 13–0.19 Gm.).

alt. hor. Abbreviation for the Latin *alternis horis*, every other hour.

althose (*al'-thōs*). Trade name of a preparation containing senega, squill, and codeine; used as an expectorant.

altitude (*al'-te-tūd*) [*altitudo*, height]. The height, as of an individual. In climatology, the elevation of a place above the sea-level. **a.-staff,** a device employed for measuring the exact height of recruits. It consists of a rigid upright with a vertex-bar moving without play at right angles to the upright.

Altmann's granules (*ahlt'-man*) [Richard *Altmann*, German histologist, 1852–1900]. Round bodies staining readily with carbolfuchsin, and regarded as cell-derivatives which have grown through the assimilation of fat. Their absence is supposed to indicate cancer. They are probably allied to Russell's bodies. According to Ross, the substance which forms chromosomes.

altricious (*al-trish'-us*) [*altrix*, a nurse]. Requiring a long nursing; hence, slow of development (the reverse of precocious).

alum (*al'-um*) [*alumen*, alum]. Any one of a class of double sulphates formed by the union of one of the sulphates of certain non-alkaline metals with a sulphate of some alkaline metal. The standard (or common commercial) alum, the official *alumen* (U. S. P.), is the aluminum-and-potassium sulphate, $AlK(SO_4)_2 + 12H_2O$. It is a powerful astringent and styptic, and is also extensively used in the arts. **a., alumina-,** a mixture of alum and aluminum sulphate. **a., aluminum-,** an alum composed of a double sulphate of aluminum and another radical. **a., ammonia,** the same as the standard, except that the potassium is replaced by ammonium. It is official in Great Britain, and is extensively used on account of its cheapness. What is known as *concentrated* or *patent* alum is the normal aluminum sulphate (*aluminis sulphas*, U. S. P.), which is not a true alum. **a, ammonio-ferric** (*ferri et ammonii sulphas*, U. S P), is strongly styptic, and is useful in leukorrhea. Dose 5–10 gr. (0 32–0 65 Gm.). **a., burnt,** alum dried by heat; a spongy, pulverizable substance. It is used as an astringent and on fungous growths. Dose 5–30 gr. (0.333–2.0 Gm.). Syn , *calcined alum; alumen exsiccatum; alumen ustum.* **a., feather, a., feathered** 1. Alum occurring in a fibrous form. 2. Asbestos. **a -hematoxylin,** a purple stain for tissues, obtained from an alcoholic solution of hematoxylin by addition of an aqueous solution of potash alum. **a., potash, a., potassa, a., potassic, a., potassium,** an alum containing potassium, particularly ordinary alum, or aluminum-and-potassium sulphate. **a., potassioferric,** is similar to ammoniоferric alum. **a., soda,** double sulphate of sodium and aluminum; it is too soluble for ordinary uses. **a.-whey,** a preparation obtained by boiling 2 dr. of alum in a pint of milk and straining. It is used as an astringent and internal hemostatic in wineglassful doses.

alumen (*al-ū -men*) [L., gen., *aluminis*]. See *alum*. **a. exsiccatum** (U. S. P.), burnt or dehydrated alum. See *alum, burnt*.

alumil (*al'-ū-mil*). Alumina in combination with acids.

alumina (*al-ū'-min-ah*) [L.], Al_2O_3. Aluminum oxide. the principal ingredient of clay and of many stones, earths, and minerals.

aluminated (*al-ū'-min-a-ted*). Combined with alum, alumina, or aluminum.

aluminated copper. See *lapis divinus*.

aluminic, aluminicus (*al-ū-min'-ik-us*). Relating to or having the nature of alum

aluminiferous (*al-ū-min-if'-er-us*) [*alum; ferre*, to bear]. Yielding alum.

aluminium See *aluminum*.

aluminol, alumnol (*al-ū'-min-ol, al-um'-nol*) [*aluminum*]. The aluminum salt of betanaphthol sulphonic acid. It is an astringent and antiseptic; and is used in gonorrhea, endometritis, and diseases of the ear, nose, skin, etc.

aluminosis (*al-ū-min-o'-sus*) [*alum; νόσος*, disease]. A chronic catarrhal inflammation of the lungs found in pottery workers.

aluminous (*al-ū'-mĭn-us*). Relating to or containing alum, alumina, or aluminum. **a. chalybeate,** a term applied to mineral waters containing alum and iron.

aluminum, aluminium (*a-lū'-min-um, a-lū-mĭn'-e-um*) [L.], Al = 27. Quantivalence II, IV. A silver-white metal distinguished by its low sp. gr.—about 2.6. It is largely used in the arts and for certain surgical instruments. **a. acetate,** $Al_2O \cdot 4C_2H_3O_2 + 4H_2O$. Used as an internal and external disinfectant. Dose 5–10 gr. (0.3–0.6 Gm.) 3 times daily. **a. acetoborate,** antiseptic and disinfectant. **a. acetoglycerinate,** glycerite of aluminum acetate. It has one-fifth the strength of aluminum acetotartrate; used in 50 % solution in diseases of the nose, throat, and ear. **a. acetotartrate,** an energetic nontoxic disinfectant and astringent. It is applied in 0.5 to 2 % solutions in diseases of the air-passages; for chilblains, in 50 % solution. **a. boroformate,** prepared from freshly precipitated aluminium hydroxide dissolved in 2 parts of formic acid, 1 part of boric acid, and 7 parts of water. It is used as an astringent and antiseptic. **a. borotannate,** a reaction-product from tannic acid with borax and aluminum sulphate, containing 76 % tannin, 13 23 % alumina, 10 71 % boric acid, used as a disinfectant and astringent in skin diseases, applied pure or attenuated in ointment or dusting-powder. Syn., *cutal; cutol.* **a. borotannotartrate,** a compound of aluminum borotonnate and tartaric acid; is used externally in skin diseases and in gonorrhea in 0 5 to 10 % solution. Syn., *soluble cutal* or *cutol.* **a. borotartrate,** an energetic, astringent, nonirritant antiseptic, used externally in inflammatory diseases of the throat and nose, and applied in substance or in solution with the addition of glycerol. Syn., *boral.* **a. bromide,** Al_2Br_6. In combination with aluminum chloride it is used as a gargle in diphtheria or taken internally. **a. caseinate,** an intestinal astringent. Dose 4–5 gr. (0.25–0.3 Gm.). **a. chloride,** Al_2Cl_6, colorless hexagonal plates which fume in moist air. It is astringent and antiseptic, and is also used in bleaching teeth. **a. gallate, basic,** a brown, antiseptic dusting-powder made by precipitating a solution of aluminum sulphate with a solution of gallic acid to which sodium hydroxide has been added. **a. hydroxide** (*aluminis hydroxidum,* U. S. P.), $Al_2(HO)_6$, a tasteless white powder, feebly astringent. Dose 3–20 gr. (0 2–1 3 Gm.). Syn., *aluminum hydrate.* **a. oleate,** $Al(C_{18}H_{33}O_2)_2$, a yellowish mass, soluble in alcohol, in ether, in benzene, and in oleic acid. It is used as an antiseptic in skin diseases. **a.-and-potassium sulphate,** $AlK(SO_4)_2 + 12H_2O$, a valuable astringent, used in catarrh, leukorrhea, gonorrhea. Dose 10–20 gr. (0.65–1.3 Gm.). In teaspoonful doses it is an emetic. Syn., *alum.* **a.-and-potassium sulphocarbolate,** $Al_2K_2(C_6HSO_4)_6$, an antiseptic, astringent, and styptic; it is used externally in a 5 to 20 % aqueous solution in cases of cancer and putrid ulcerations, and as a mouth-wash. **a. salicylate,** $Al(C_7H_5O_3)_3$, a reddish-white antiseptic powder used in nasal catarrh and ozena. Syn., *salumin.* **a. salicylate, ammoniated,** a yellowish-white powder used as an antiseptic and astringent in inflammation of the nose and throat by dry insufflations or painting with a 20 % solution in 50 % of glycerol and 30 % of water. Syn., *soluble salumin.* **a.-and-sodium silicate,** $Na_2Si_2O_8Al_4(Si_1O_4)_8$, obtained by adding aluminum hydroxide to a boiling solution of sodium silicate and sodium hydroxide. It is used in surgical dressings. **a sozoiodolate,** is used as an antiseptic wash in 2 to 3 % solution. **a. sulphate** (*aluminis sulphas,* U. S. P.), $Al_2(SO_4)_3$, an antiseptic and astringent used as a lotion in 5 % solution. **a. sulphocarbolate,** $Al_2(C_6H_4 \cdot HSO_4)_6$, white crystals, soluble in water, in glycerol, and in alcohol. It is recommended as an antiseptic in cystitis and suppurating sores. Syn. *sozal.* **a. tannate,** a compound of aluminum and tannic acid. **a. tannotartrate,** yellowish-white plates or powder, soluble in water; used as an astringent and antiseptic insufflation or gargle in laryngeal or catarrhal troubles. Syn., *soluble tannal.* **a.-and-zinc sulphate,** $Al_2(SO_4)_3ZnSO_4$, a white, crystalline powder, soluble in water; used as a caustic.

alumnol. See *aluminol.*

alumozal (*al-um'-o-zal*). Aluminum salicylate; used as an intestinal antiseptic.

alumroot. The root of *Heuchera americana.* Its properties are due to gallic and tannic acids. It is very astringent. Dose of the *fluidextract* 10–20 min. (0 65–1.3 Cc). Also the root of *Geranium maculatum,* a mild astringent.

alundum (*al-un'-dum*). A preparation of alumina used for making appliances which are to be subjected to severe heat in the laboratory.

alusia (*al-ū'-se-ah*) [ἀλύειν, to wander]. Hallucination; morbid state of mind.

alv. adstrict. Abbreviation for the Latin *alvo adstricta,* the bowels being confined.

alv. deject. Abbreviation for the Latin *alvi dejectiones,* the intestinal evacuations.

alvearium (*al-ve-a'-re-um*) [L.] The external auditory canal or meatus.

alveated (*al'-ve-a-ted*) [*alveatus,* hollowed out like a trough]. Honeycombed; channeled; vaulted.

Alvegniat's pump (*al-vān'-yah*). A mercurial air-pump used in estimating the gaseous constituents of the blood.

alveloz (*al-vel-ōth'*) [Sp.]. An extract from *Euphorbia icterodoxa,* having diuretic properties. It is highly recommended as a topical application in cancer.

alveobronchiolitis (*al-ve-o-brong-ke-o-li'-tis*) [*alveolus; bronchiole;* ῖτις, inflammation] Inflammation of the bronchioles and alveoli of the lungs; the broncho-pneumonia.

alveola (*al-ve'-o-la*) [*alveolus,* a small hollow]. A little depression.

alveolar (*al-ve'-o-lar*) [see *alveola*]. Pertaining to an alveolus. **a. abscess,** a gum-boil. **a. arch,** the alveolar surface of the jaw. **a. artery,** a branch of the internal maxillary artery. **a. border,** the margin of the jaws. **a. index,** in craniometry, the gnathic index; the ratio of the distance between the basion and alveolar point, to the distance between the basion and the nasal point, multiplied by 100. (Sometimes the basilar index is called the alveolar index.) **a. passages,** the ultimate division of the bronchi, emptying into the infundibula. **a. points,** see *craniometric points.* **a. process,** the border of the superior maxilla, in which the alveoli are placed. **a. sarcoma,** see *sarcoma.* **a. structure,** having small, superficial cavities, as in the mucous membrane of the stomach.

alveolarium (*al-ve-o-la'-re-um*) [*alveus,* a bee-hive]. A name sometimes applied to the external meatus of the ear. It is so called because the wax of the ear gathers in that place.

alveolate (*al-ve'-o-lāt*, or *al'-ve-o-lāt*) [*alveolatus*, hollowed out like a little tray]. In biology, pitted, honeycombed.

alveolectomy (*al-ve-o-lek-'to-me*) [*alveolus*; *ἐκτομή*, excision]. 1. Making an opening into the alveolus of a tooth, for drainage or some therapeutic purpose. 2. The surgical removal of part of the alveolar process of the upper or lower jaw.

alveoli (*al-ve'-o-li*). Genitive and plural of *alveolus*.

alveolin (*al-ve'-o-lin*). A chemical substance obtained from the alveolar network in the deutomerites of gregarines.

alveolitis (*al-ve-o-li'-tis*) [*alveolus*; *ῑτις*, inflammation]. 1. Inflammation of the alveolus of a tooth. 2. Pyorrhœa alveolaris; Riggs' disease.

alveolocondylean (*al-ve'-o-lo-kon-dil'-e-an*) [*alveolus*, a hollow; *κόνδυλος*, a knuckle]. In craniometry, pertaining to the alveolus and condyle **a. plane.** See *plane*.

alveolodental (*al-ve'-o-lo-den'-tal*) [*alveolus*; *dens*, a tooth]. Pertaining to the teeth and their sockets.

alveololabial (*al-ve'-o-lo-la'-be-al*). Pertaining to the alveolar processes and the lips.

alveololabialis (*al-ve-o-lo-lab-e-a'-lis*) [*alveolus*, a hollow; *labium*, the lip]. The buccinator muscle.

alveolomaxillary (*al-ve'-o-lo-maks-il'-a-re*). The buccinator muscle.

alveolosubnasal (*al-ve'-o-lo-sub-na'-sal*) [*alveolus*, a hollow, *sub*, under; *nasus*, nose]. In biology, pertaining to the alveolar and subnasal points of the skull. **a. prognathism,** see *prognathism*.

alveolus (*al-ve'-o-lus*) [L.]. 1. The bony socket of a tooth. Syn., *phatne*; *phatnia*; *phatnion*. 2. A cell. 3. An air-cell of the lung. 4. A cavity, depression, pit, cell, or recess **a. of a gland,** the terminal lobule of a racemose gland **a. laryngeus,** see *pouch, laryngeal*. **a. of the stomach,** one of the honeycomb-like depressions found in the stomach.

alveus (*al'-ve-us*) [*alveus*, a trough]. 1. A trough, tube, or canal, applied to ducts and vessels of the body. 2. A cavity or excavation. **a. ampullascens, a. ampullescens, a. ampullosus,** see *receptaculum chyli*. **a. communis,** the utricle of the ear. **a. cornu ammonis,** see *a. hippocampi*. **a. hippocampi,** a certain structure in the cerebral hemisphere investing the convexity of the hippocampus major. **a. urogenitalis,** see *uterus masculinus*.

alvine (*al'-vin* or *al'-vin*) [*alvus*, belly]. Pertaining to the belly. **a. concretion,** an intestinal calculus. **a. dejections, a. discharges,** the feces. **a. obstruction,** constipation.

alvus (*al'-vus*) [L., pl. and gen., *alvi*]. 1. The belly or its contained viscera. 2. Diarrhea. **a. adstricta, a. astricta,** an extreme degree of constipation **a. dura,** constipation. **a. renis,** the pelvis of the kidney.

alymphia (*ah-limf'-e-ah*) [*ἀ*, priv.; *lympha*, lymph]. A deficiency of lymph.

alypin (*al'-e-pin*). The hydrochloride of tetramethyl-diamino-dimethyl-ethyl-carbinol-benzoate. It is a synthetic preparation, similar to cocaine and stovaine, and is used as a local anesthetic. It is less toxic than cocaine. For the eye and urethra, a 2 % solution is used; elsewhere, a stronger solution.

alyssus (*al-is'-us*) [*ἀ*, priv.; *λύσσα*, madness]. Preventing or curing rabies.

Alzheimer's disease (*als'-hi-mer*). A mental disorder generally occurring in middle life; it is characterized by insidious onset, a rapidly progressive course, and final dementia.

Am. Abbreviation for *ametropia*, and for *mixed astigmatism*.

am-. A prefix indicating the group NH_2.

A. M. Abbreviation of *Artium Magister*, Master of Arts.

ama (*ah'-ma*) [*ἄμη*, a water-pail]. An enlargement at the end opposite the ampulla of a bony canal of the labyrinth of the internal ear.

A. M. A. Abbreviation for *American Medical Association*.

amaas (*ah'-mahs*) [Kaffir, soured milk]. A mild form of small-pox prevalent in South Africa and elsewhere; milk-pox. See *alastrim*.

amacrine (*am'-ak-rin*) [*ἀ*, priv.; *μακρός*, long; *ἴς*, a fiber]. Applied to nerve-cells entirely devoid of axis-cylinder processes.

amadou (*am'-a-doo*) [Fr., *amadouer*, to coax]. German tinder or touchwood; *Boletus igniarius*, a fungus found on old tree-trunks, used to stanch local hemorrhage and as a dressing for wounds, etc. **a. de Panamá,** a hemostatic prepared from the leaf-hairs of *Micronia mucronata*.

amalgam (*am-al'-gam*) [*μάλαγμα*, a soft mass]. 1. A combination of mercury with any other metal. 2. Any soft alloy. **a.-carrier** and **-plugger,** an instrument designed for carrying and introducing amalgam into the cavity of a tooth. **a., dental,** compounds of a basal alloy of silver and tin with mercury, used for filling teeth. Gold, platinum, copper, zinc, or bismuth is frequently added as a third metal to the basal alloy. **a.-manipulator,** an instrument used by dentists for preparing amalgam fillings.

amalgamate (*am-al'-gam-āt*). To unite a metal in an alloy with mercury. To unite two dissimilar substances. To cover the zinc elements of a galvanic battery with mercury.

amalgamation (*am-al-gam-a'-shun*) [see *amalgam*]. In metallurgy, the process of combining mercury with some other metal, as practised in separating silver and gold from ores.

amandin (*am-an'-din*) [Fr., *amande*, almond]. A proteid contained in sweet almonds.

Amanita (*am-an-e'-tah*). A genus of fungi, *Agaricus*. **A. muscaria,** fly agaric.

amanitin (*am-an'-it-in*) [*ἀμανῖται*, a kind of fungi]. 1. A principle identical with cholin, obtained from the fly-agaric. 2. A poisonous glucoside obtainable from various species of agaric.

amara (*am-a'-ra*) [*amarus*, bitter]. 1. Bitters. 2. The bitter alkaloids. 3. [*ἀμάρα*, a trench]. A sewer, drain, or stream. In the plural, *amaræ*, the hollows of the outer ear.

amaril (*am'-ar-il*) [Sp., *amarillo*, *yellow*]. The poison induced by *Bacillus icteroides*.

amarillic (*am-ar-il'-ik*). Pertaining to yellow fever. Cf. *amarylism*.

amarin (*am'-ar-in*) [see *amara*], $C_{21}H_{18}N_2$, triphenyl-dihydroglyoxalin. It results from boiling hydrobenzamide with caustic potash. It has a poisonous effect on animals.

amaroidal (*am-ah-roi'-dal*). 1. Possessing a slightly bitter taste. 2. Pertaining to, or resembling, the bitters.

amaroids (*am'-ah-roids*). All distinctly bitter vegetable extractives of definite chemical composition other than alkaloids and glucosides. Their names end in *-in* or *-inum*. Also called "bitter principles."

amarthritis (*am-ar-thri'-tis*) [*ἄμα*, together; *ἄρθρον*, a joint; *ῑτις*, inflammation]. Arthritis affecting many, or several joints at once.

amarum (*am-a'-rum*) [see *amara*]. 1. A bitter. 2. Magnesium sulphate. **a., genuine,** magnesium sulphate. **a. purum,** any simple bitter.

amarylism (*am'-ar-il-szm*) [see *amaril*]. Yellow fever.

amasesis (*ah-mas-e'-sis*) [ἀ, priv.; μάσησις, chewing]. Inability to chew.

amasthenic (*am-as-then'-ik*) [ἅμα, together, σθένος, strength]. Uniting the chemical rays of light in a focus, as a lens.

amastia (*ah-mas'-ti-ah*) [ἀ, priv.; μαστός, breast]. Congenital absence of the mammæ or nipples.

amativeness (*am'-at-iv-nes*) [*amare*, to love]. The sexual passion.

Amato bodies (*am- h'-to*). Bodies seen in the leucocytes during scarlet fever.

amatol (*am'-at-ol*). Trinitrotoluene mixed with 40 to 60% of ammonium nitrate.

amatory (*am'-at-o-re*) [*amator*, a lover]. Pertaining to love. **a. fever,** love-sickness; chlorosis. **a. muscles,** the oblique muscles of the eye, used in ogling.

amaurosis (*am-au-ro'-sis*) [ἀμαύροειν, to darken]. Partial or total blindness, especially that occurring without demonstrable lesion of the eye. Syn., *paropsis amaurosis, gutta serena; cataracta nigra.* **a., albuminuric,** that due to renal disease. **a. arthritica,** that due to gout. **a. atonica,** that due to physical debility. **a. centralis,** that due to disorder of the central nervous system. **a., cerebral,** that due to disease of the brain **a. compressionis,** cerebral amaurosis caused by pressure upon the optic nerve. **a., congenital,** that existing from birth. **a., congestiva,** that due to cerebral congestion. **a., diabetic,** that associated with diabetes **a., dimidiate,** that occurring in only one half of the visual field. **a., epileptiform, a., epileptoid,** sudden blindness not confined to epileptics, but considered by some to be epileptic in its nature. Dilatation of the retinal veins has been noted, but no changes in the retinal arteries have been observed. Syn., *retinal epilepsy; ophthalmemcrania.* **a. ex hæmorrhagia, a. ex hyperopsia,** an incurable, inexplicable blindness occurring suddenly after hemorrhages, especially of the stomach. **a., hysterical,** that accompanying hysteria. **a. intermittens larvata,** a blindness, often unilateral, occurring with mild intermittent fever, which is frequently followed by atrophy of the optic nerve. **a., intermittent,** bilateral amaurosis occurring as a complication of intermittent fever. It usually begins with the chill and continues until the sweating stage. **a. partialis fugax,** temporary blindness found with headache, nausea, etc.; attacks may recur. **a., progressive,** the progressive atrophy of the intraocular optic nerve-endings. **a., reflex,** that resulting from a reflex action upon the optic nerve from some remote source of irritation. **a., saburral,** sudden temporary blindness occurring in an attack of acute gastritis. **a., spasmodic,** blindness due to convulsions. **a., spinal,** that caused by atrophy of the optic nerve, due to lateral or multiple sclerosis. Syn., *rachialgic amaurosis.* **a. sympathica, a., sympathetic,** functional disorder of one eye from reflex transmission of disease of the other eye. **a., uremic,** that due to uremia.

amaurotic (*am-au-rot'-ik*) [see *amaurosis*]. Relating to or affected with amaurosis. **a. cat's-eye,** a light-reflex through the pupil in suppurative choroiditis.

amaxophobia (*am-aks-o-fo'-be-ah*) [ἅμαξα, a car; φόβος, fear]. Morbid dread of being in, or riding upon, a car or wagon.

amazia (*ah-ma'-ze-ah*) [ἀ, priv.; μαζός, the breast]. Congenital absence of the mammary gland.

Ambard's coefficient (*ahm-bar'*) [Leo *Ambard*, French physician]. *For estimating renal activity:* it shows the relation between the amount of urea in the blood and that excreted by the kidneys.

$$K = \frac{Ur}{\sqrt{D \times \frac{70}{P} \times \frac{\sqrt{C}}{25}}}$$

Ur = the quantity of urea in a liter of blood; D = the total urea excreted in 24 hours; C = the amount of urea in the urine; P = the weight of the patient in kilograms.

amber (*am'-ber*). See *succinum.*

ambergris (*am'-ber-gris*) [*amber;* Fr., *gris*, gray]. A biliary or intestinal concretion of the sperm-whale, *Physeter macrocephalus.* It exhales a fragrant, musky odor when warmed, and is used in adynamic fevers, chronic catarrh, and nervous diseases. Dose 1–3 gr. (0.065–0.2 Gm.).

ambidexter (*am-be-deks'-ter*) [*ambo*, both; *dexter*, the right hand]. An ambidextrous person.

ambidexterity (*am-be-deks-ter'-it-e*). Ability to use both hands equally well; ambidextrousness.

ambidextrous (*am-be-deks'-trus*) [see *ambidexter*]. Able to use both hands equally well.

ambilateral (*am-be-lat'-er-al*) [*ambo*, both; *latus*, side]. Relating to or affecting both sides.

ambilevous (*am-be-le'-vus*) [*ambo*, both; *lævus*, on the left side]. Unskilful in the use of both hands.

ambiocularity (*am-be-ok-ū-lar'-it-e*) [*ambo*, both; *oculus*, eye]. Able to use both eyes equally well.

ambiopia (*am-bi-o'-pe-ah*). See *diplopia.*

ambisinister (*am-be-sin'-is-ter*) [*ambo*, both; *sinister*, left]. Same as ambilevous.

ambitus (*am'-bit-us*) [*ambire*, to surround] A circumference. **a. cerebelli,** Burdach's term for the cerebellum, pons, and oblongata taken together.

ambloma (*am-blo'-mah*) [ἀμβλωμα, an abortion: *pl., amblomata*]. An amblosis or abortion; an aborted fetus.

amblosis (*am-blo'-sis*) [ἀμβλωσις, an abortion]. An abortion.

amblotic (*am-blot'-ik*) [ἀμβλωτικός]. Abortifacient.

amblyacousia (*am-ble-ah-koo'-se-ah*) [ἀμβλυς, dull; ἀκουεῖν, to hear]. Dulness of hearing.

amblyaphia (*am-ble-a'-fe-ah*) [ἀμβλύς, dull; ἁφή, touch]. Dulness of the sense of touch

amblygeustia (*am-ble-jūs'-te-ah*) [ἀμβλύς, dull; γεῦσις, taste]. A diminution or blunting of the sense of taste.

Amblyomma (*am-ble-om'-ah*) [ἀμβλύς, dull; ὄμμα, eye]. A genus of ticks.

amblyope (*am'-ble-ōp*). A person with amblyopia.

amblyopia (*am-ble-o'-pe-ah*) [ἀμβλύς, dulled; ὤψ, eye]. Dimness of vision, especially that not due to refractive errors or organic disease of the eye. It may be *congenital* or *acquired*, the *acquired* being due to the use of *tobacco* (*amblyopia nicotinica*), *alcohol*, or other *toxic* influences; to *traumatism;* or it may be *hysterical. Nyctalopia* and *hemeralopia* are other forms; it may arise from *entoptic phenomena*, such as *muscæ volitantes, micropsia, megalopsia, metamorphopsia,* etc. It may take the form of *contracted fields of vision*, of *color-blindness*, or *anesthesia of the retina.* Syn., *obfuscatio; offuscatio* **a., color,** partial color-blindness. **a., crossed, a. cruciata,**

amblyopia occurring through lesion of the brain, in which a dimness of vision with contraction of the field of vision exists in the eye on the side opposite to the lesion. **a. ex anopsia,** amblyopia from disuse or from nonuse. **a., postmarital,** that due to sexual excess, called also *Burn's amaurosis.* **a., toxic,** a chronic optic neuritis due to poisons, such as wood alcohol, tobacco, etc.

amblyopiatrics (*am-ble-o-pe-at'-riks*) [*amblyopia; ἰατρικός,* belonging to medicine]. The therapeutics of amblyopia.

amblyoscope (*am'-ble-os-kōp*) [*amblyopia; σκοπεῖν,* to look]. An instrument by means of which an amblyopic eye is trained to take its share in vision.

ambo (*am -bo*). See *ambon.*

amboceptoid (*am-bo-sep'-toid*). A degenerated amboceptor which has lost its binding group (haptophore) on the one hand for the cell, or, on the other hand, for the complement.

amboceptor (*am-bo-sep'-tor*) [*ambo,* both; *capere,* to receive]. A hypothetical thermostabile substance found in blood-serum after inoculation. It possesses two haptophore groups, *viz,* a cytophile and a complementophile Synonyms. *immune body, reparative, sensitizer, desmon, fixative, fixator, philocytase, receptor of the third order.* **a. unit,** the smallest quantity of amboceptor in the presence of which a given quantity of red blood corpuscles will be dissolved by an excess of complement

amboceptorgen (*am-bo-sep'-tor-jen*). An antigen giving rise to amboceptors.

ambomalleal (*am-bo-mal'-e-al*). Pertaining to the ambos or incus and the malleus.

ambon (*am'-bon*) [ἄμβων, the lip of a cup]. The fibrocartilaginous ring that surrounds a socket in which the head of a large bone is received, such as the acetabulum, or the glenoid cavity.

ambos (*am'-bos*) [Ger]. The incus, or anvil bone.

Amboyna button (*but'-un*). See *frambesia.*

ambra (*am'-bra*) [L]. 1. Amber. 2. Ambergris. 3. Spermaceti. **a. alba.** 1 Spermaceti. 2. A light-colored amber obtained in Brazil. **a. atra,** see *a. nigra* **a. cineracea, a. cineria, a. cineritia,** see *ambergris.* **a. flava, a. fulva,** see *succinum.* **a. grisea,** see *ambergris.* **a. nigra,** general name for any dark-colored amber or ambergris or dark, resinous substance; also lignite and jet.

ambrein (*am'-bre-in*) [Fr., *ambre*]. A substance much resembling cholesterin; it is obtained from ambergris by digestion in hot alcohol.

ambrine (*am'-brēn*) [*amber*]. A dressing for burns and wounds. It consists of a mixture of paraffin and resin.

ambrosia (*am-bro'-zhe-ah*) [ἀμβροσία, the food of the gods]. A genus of composite-flowered herbs. *A. artemisiæfolia,* common hog-weed of North America; stimulant, tonic, antiperiodic, and astringent. *A. trifida* has properties similar to *A. artemisiæfolia.* The pollen of these plants is by some regarded as a cause of hay-fever.

ambulance (*am'-bu-lans*), [*ambulare,* to walk about]. 1. In Europe the term is applied to the surgical staff and arrangements of an army in service. 2. In the United States the word is restricted to a vehicle for the transference of the sick or wounded from one place to another. 3. In Europe a portable military hospital and its equipments accompanying the army in its movements. **a. chaser,** a "shyster" lawyer who drums up accident damage cases against firms and corporations.

ambulant, ambulating, ambulatory (*am'-bu-lant, am'-bu-lā-ting, am'-bu-la-to-re*). Relating to walking or changing location; not confined to bed. **a. blister,** a blister that changes its location. **a. clinic,** a clinic for patients that can walk; a dispensary. **a. erysipelas,** erysipelas that shifts from place to place. **a. tumor,** a pseudotumor. **a. typhoid,** walking typhoid; enteric fever in which the patient does not, or will not, take to his bed.

ambulatorium (*am-bu-la-to'-re-um*) [L.]. A dispensary.

ambustial (*am-bust'-she-al*) [*amburere,* to scorch]. Caused by a burn.

ambustion (*am-bus'-chun*) [*ambustio,* a burn]. A burn or scald.

ameba, amœba, (*am-e'-bah*) [ἀμοιβή, a change]. A colorless, single-celled, jelly-like, protoplasmic organism found in sea and fresh waters, constantly undergoing changes of form and nourishing itself by englobing surrounding objects. **a. bucca'lis,** found in dental caries. **a. coli,** the ameba of dysentery. This is a protoplasmic mass, resembling the water ameba, 20 to 30μ in diameter, and composed of a nucleus and a highly granular protoplasm containing vacuoles It is found in large numbers in the stools of certain forms of dysentery, in the intestinal mucous membrane, and at times in the socalled dysenteric abscess of the liver. Whether it is the real cause of the disease is not definitely established. **a. dysenter'iæ,** the organism responsible for amebic dysentery. **a.-enteritis,** chronic enteritis due to invasion of *amœba coli.* **a. gingiva'lis,** one species found about the gums. **a. histolyt'ica,** same as the *a. dysenteriæ.*

amebaphobia (*am-e-bah-fo'-be-ah*) [*ameba; φόβος,* fear]. A morbid fear of becoming infected with amebæ.

amebiasis (*am-e-bi'-as-is*). The state or condition of being infected with amebæ.

amebic (*am-e'-bik*) [see *ameba*] Pertaining to or characterized by amebæ. **a. dysentery,** dysentery caused by the presence in the bowel of *amœba coli.*

amebicide (*am-e'-bis-id*) [*ameba; cædere,* to kill]. 1. Destructive of amebæ. 2. A remedy that destroys amebæ.

amebiform (*am-e'-be-form*). See *ameboid.*

amebism, amœbism, amebaism, amœbaism (*am'-e-bizm, am-e'-ba-izm*). A pathological condition due to the invasion of the system by amebæ.

amebocyte (*am-e'-bo-sīt*). A leukocyte.

ameboid (*am-e'-boid*) [*ameba; εἶδος,* resemblance]. 1. Resembling an ameba in form or in movement, as the white blood-cells. 2. In bacteriology, of cultures which assume various shapes.

amebula, amœbula (*am-e'-bu-lah*). A merozoite having the power of ameboid movement.

ameburia (*am-e-bu'-re-ah*). The occurrence of amebæ in the urine.

a m e l e i a (*am-el-i'-ah*) [ἀμέλεια, indifference]. Morbid apathy; indifference.

amelia (*ah-me'-le-ah*) [*ἀ,* priv.; *μέλος,* limb]. Congenital absence of the limbs.

amelification (*am-el-if-ik-a'-shun*). The formation of the enamel of the teeth by means of the enamel cells—ameloblasts.

amelioration (*am-ēl-yo-rā'-shun*) [*ad,* to; *melior,* better]. Improvement.

ameloblast (*am-el'-o-blast*) [Anglo-French, *amel,* enamel; *βλαστός,* a germ]. An enamel-cell, one

of the cylindrical cells covering the papilla of the enamel organ of the teeth, and forming a beautifully regular epithelial layer that produces the enamel.

amelus (*am'-el-us*) [ἀ, priv.; μέλος, limb]. A monstrosity without limbs.

amenia (*ah-me'-ne-ah*). See *amenorrhea*.

amenomania (*am-en-o-ma'-ne-ah*) [*amœnus*, agreeable; μανία, madness]. A mild form of mania in which the symptoms are manifested under the form of gaiety, fondness of dress, exaggeration of social condition, etc; a cheerful, or joyous delirium; a morbid elevation of the spirits.

amenorrhea, amenorrhœa (*ah-men-or-e'-ah*) [ἀ, priv.; μήν, month; ῥεῖν, to flow]. Abnormal absence of menstruation. Syn., *paramenia obstructionis; amenia*. **a., ovarian, a., radical,** that due to nonovulation. **a., physiologic,** absence of menstruation during pregnancy. **a., primitive,** a term applied to those cases in which the catamenia have not appeared at the proper time. **a., secondary,** that in which the discharge has been arrested after it has existed during the reproductive period.

amenorrheal (*ah-men-or-e'-al*) [see *amenorrhea*]. Pertaining to amenorrhea.

ament (*am'-ent*) [*ab*, from; *mens, mentis*, the mind]. A person affected with amentia; an idiot.

amentia (*ah-men'-she-ah*) [ἀ, priv.; *mens*, mind]. Defective intellect; idiocy.

amenyl (*am'-en-il*). Methylhydrastimide It is a vasodilator and is used as an emmenagogue. Dose gr. ¼ (0.05 Gm.) twice daily.

amerism (*am'-er-izm*) [ἀ, priv.; μέρος, a part]. The quality or condition of not dividing into segments or fragments.

ameristic (*ah-mer-is'-tik*) [ἀ priv.; μέρος, a part]. Not segmented.

amesiality (*ah-me-ze-al'-it-e*). The throwing of a part, as the pelvis, to one side of the mesial line of the figure.

ametabolic (*ah-met-ab-ol'-ik*) [ἀ, priv.; μεταβόλος, changeable]. Not due to, or causing, or undergoing, metabolism.

ametamorphosis (*ah-met-ah-mor'-fo-sis*) [ἀ, priv.; μεταμορφωσις, change]. The absence of metamorphosis.

ametria (*ah-met'-re-ah*) [ἀ, priv; μήτρα, womb]. 1. Congenital absence of the uterus 2. [ἀ, priv; μέτρον, a measure]. Immoderation; asymmetry.

ametrohemia, ametrohæmia (*ah-met-ro-he'-me-ah*) [ἀ, priv.; μήτρα, womb; αἷμα, blood]. A defective uterine blood-supply.

ametrometer (*ah-met-rom'-et-er*) [ἀ, priv.; μέτρον, a measure]. An instrument for measuring ametropia.

ametrope (*ah'-met-rōp*) [ἀ, priv; μέτρον, a measure; ὄψις, sight]. An individual affected with ametropia.

ametropia (*ah-met-ro'-pe-ah*) [ἀ, priv.; μέτρον, a measure; ὄψις, sight]. The condition when an imperfect image is formed upon the retina, due to defective refractive power of the media or to abnormities of form of the eye. In *myopia* the anteroposterior diameter is too great or the power of the refractive media is too great; *hyperopia* (or *hypermetropia*) is the exact reverse; *astigmatism* is due to imperfect curvature of the cornea or of the retina, or to inequality of refracting power in different parts of the lens; *presbyopia* is due to inelasticity of the lens, producing insufficient accommodation; *aphakia*, or absence of the lens, produces both insufficient refracting power and loss of accommodation.

ametropic (*ah-met-rop'-ik*) [see *ametropia*]. Affected with or pertaining to ametropia.

ametrous (*ah-met'rus*) [ἀ, priv.; μήτρα, womb]. Lacking a uterus.

amianthinopsy (*am-e-an-thin-op'-se*) [ἀ, priv.; ἀνθινος, violet-colored; ὄψις, sight]. Violet-blindness; incapacity to distinguish violet rays.

amic (*am'-ik*) [*ammonia*]. Pertaining to or having the nature of ammonia, or of an amine.

Amici's disc, A.'s stria. See *Krause's disc*.

amicrobic (*ah-mi-kro'-bik*) [ἀ, priv.; *microbion*, microbe]. Not due to, or associated with, microbes.

amicron (*ah-mik'-rŏn*) [ἀ, priv.; μικρον, small]. A particle which is too small to be observed with the ultramicroscope.

amicroscopic (*ah-mi-kro-skop'-ik*). Too small to be observed by the ultramicroscope.

amide (*am'-id*) [*ammonia*]. A chemical compound produced by the substitution of an acid radical for one or more of the hydrogen atoms of ammonia. The amides are primary, secondary, or tertiary, according as 1, 2, or 3 hydrogen atoms have been so replaced. They are white, crystalline solids, often capable of combining with both acids and bases. **a., acid.** 1. An amido-acid. 2. An amide as distinguished from amine or alkamide. **a., allophanic,** see *biuret*. **a. bases,** see *amine, primary*.

amidine (*am'-id-in*) [Fr., *amidon*, starch]. 1. Starch altered by heat into a horny, transparent mass; soluble starch; the part of starch that is soluble in water. 2. [*ammonia*]. One of a class of monacid bases produced from the nitrites by heating with ammonium chloride. In the free condition they are quite unstable. They contain the group $C.NH.NH_2$.

amido- (*am'-id-o*) A prefix denoting a chemical compound containing the univalent radical NH_2. And see *amino-*.

amidoacetic acid (*am-id-o-as-e'-tik*). See *glycocoll* and *glycin*.

amidoacetophenetidin (*am-id-o-as-et-o-fe-net'-id-in*). See *phenocoll*.

amidoacid (*am-id-o-as'-id*) [*ammonia; acid*]. An acid containing the amido-group NH_2.

amidoazotoluol (*am-id-o-az-o-tol'-u-ol*). A reddish-brown powder, allied to scarlet-red; it is soluble in alcohol, ether, and fatty oils, but is insoluble in water. It is used as an ointment to promote the growth of epithelium on granulating surfaces.

amidobenzene, amidobenzol (*am-i-do-ben'-zēn, -zol*). See *aniline*.

amidocaffeine (*am-id-o-kaf'-e-in*), $C_8H_9(NH_2)N_4O$. Fine acicular crystals obtained by heating bromcaffeine with alcoholic ammonia.

amidocaproic acid. Same as leucin.

amidogen (*am-id'-o-jen*) [*amide; γεννᾶν*, to produce]. The hypothetical univalent radical, NH_2, replacing one atom of H in amido-compounds. See *amide*.

amidoguaiacol (*am-id-o-gwi'-ak-ol*). A product of acetoanisidin by nitration and reduction. It melts at 184° C. The salts are employed in the preparation of colors and medicines.

amidopyrine (*am-i-do-pi'-rēn*). Same as *pyramidon, q. v.*

amidosuccinamic acid (*am-id-o-suk-sin-am'-ik*). Same as *asparagin*.

amidosulphonal (*am-id-o-sul'-fon-al*). Amidoacetone ethyldisulphone, a sedative.

amidoxim, or amidoxime (*am-id-oks'-im*). A substance derived from an amidine (2) by the substitution of an OH group for an atom of H.

amidulin (*am-id'-u-lin*) [see *amidine*]. Soluble starch; prepared by the action of H_2SO_4 on starch, thus removing the starch-cellulose.

amimia (*ah-mim'-i-ah*) [ἀ, priv.; μῖμος, a mimic]. Loss of the power of imitation or of making gestures.

amine, amin (*am'-in*) [*ammonia*]. The *amines* are chemical compounds produced by the substitution of a basic atom or radical for one or more of the hydrogen atoms of ammonia, or basic derivatives of carbon, containing nitrogen and viewed as ammonia derivatives. They are called *monamines, diamines, triamines*, etc., according to the number of amidogen molecules, NH_2, substituted for H. **a., primary**, an amine in which one hydrogen atom is replaced by a univalent alkyl. **a. secondary**, an amine in which two hydrogen atoms are replaced by univalent alkyls. **a., tertiary**, an amine in which three hydrogen atoms are replaced by univalent alkyls.

amino-. A prefix denoting a chemical compound containing the univalent radical NH_2. And see *amido-*. **a.-acid**, an organic acid in which one of the hydrogen atoms is replaced by NH_2

amino-acidemia (*am-in-o-as-id-e'-me-ah*) Decreased alkalinity of the blood due to the presence of an amino-acid.

aminoform (*am-in'-o-form*). See *urotropin*.

aminol (*am'-in-ol*) [*amine*] A gaseous substance derived from the methylamine of herring-brine mixed with milk of lime. It is disinfectant, and has been used in the purification of sewage.

aminopurin (*am-in-o-pu'-rin*). Any compound derived from purin by substitution of one of the hydrogen atoms by the amino group, NH_2; adenin.

aminosis (*am-in-o'-sis*) The presence of amino-acids in the body; the production of amino-acids in the body.

aminosuria (*am-in-o-sū'-re-ah*) [*amine; οὖρον*, urine]. The presence of amines in the urine when voided.

amitosis (*ah-mit-o'-sis*) [ἀ, priv.; *μίτος*, a thread]. Cell-multiplication by direct division or simple cleavage.

amitotic (*ah-mit-ot'-ik*) [see *amitosis*] Of the nature of, or characterized by, amitosis. **a. cell-division**, direct cell-division, as distinguished from karyokinesis.

amma (*am'-ah*) [ἄμμα, a tie: *pl., ammata*]. A truss or girdle for hernia.

ammeter (*am'-et-er*) [*ampère; μέτρον*, a measure]. A form of galvanometer in which the value of the current is measured directly in ampères.

ammic (*am'-ik*). See *ammoniacum*.

ammism (*am'-izm*) [ἄμμος, sand]. Ammotheraphy; psammism.

Ammon's fissure (*am'-on*) [Friedrich Agust von *Ammon*, German ophthalmologist 1799–1861]. A pyriform fissure, occurring during the early fetal period in the lower portion of the sclerotic coat of the eye. **A.'s operation.** 1. *Blepharoplasty;* removal of all cicatricial tissue and freeing of the remains of the lid, followed by transplantation of a flap from the cheek. 2. For *destruction of the lacrimal sac;* incision into, and excision of, a portion of the anterior wall of the sac; closure by adhesive inflammation. 3. For *ectropion* (from caries); an incision is made, around the cicatrix, the tissues are dissected free, and after closing the lid the wound is closed over the cicatrix. 4. *For symblepharon;* the lid is divided by two converging incisions, into three portions—two lateral and a central wedge-shaped portion; the former are united by sutures, and after union the central, wedge-shaped part is dissected out. **A.'s posterior scleral protuberance**, a variety of posterior ectasia of the sclera of the eye.

Ammon's horn (*am'-on*) [*Ammon*, an Egyptian diety represented with a ram's head]. The hippocampus major of the brain.

ammonal (*am'-on-al*). Trinitrotoluene mixed with 20% of ammonium nitrate.

ammonemia (*am-o-ne'-me-ah*). The presence of ammonium carbonate in the blood.

ammonia (*am-o'-ne-ah*) [from the name of Jupiter *Ammon*, from the neighbourhood of whose temple in Libya ammonium chloride was obtained]. A colorless, pungent gas, NH_3, very soluble in water. The preparations are used as antacids and as gastric and cardiac stimulants. **ammoniæ, aqua** (U. S. P.), water of ammonia, a solution containing 10% of the gas in water Dose 5 min.–½ dr. (0.3–2 0 Cc.), well diluted. **ammoniæ, aqua, fortior** (U. S P.), contains 28% of the gas in solution. **ammoniæ, linimentum** (U. S. P.), ammonia-water, 35; cottonseed oil, 60; alcohol, 5%. **ammoniæ, spiritus** (U. S. P.), a 10% solution of ammonia water in alcohol. Dose 10 min –1 dr. (0.65–4 0 Cc), diluted. **ammoniæ, spiritus, aromaticus** (U. S. P.), aromatic spirit of ammonia, an alcoholic solution of ammonium carbonate flavored with lemon, lavender, and pimenta. Dose½–2 dr. (2–8 Cc.).

ammoniac (*am-o'-ne-ak*). 1. See *ammoniacum*. 2 Relating to ammonia. 3. Relating to ammoniacum.

ammoniacal (*am-o-ni'-ak-al*) [*ammonia*]. Containing or relating to ammonia

ammoniacum (*am-o-ni'-ak-um*) [*ammonia*]. Ammoniac A gum obtained from a Persian plant, *Dorema ammoniacum* It is a stimulating expectorant and laxative, resembling asafetida, employed in chronic bronchial affections. Dose 10–30 gr. (0.65–2 0 Gm.). **ammoniaci cum hydrargyro, emplastrum**, ammoniac, 72; mercury, 18%, with sulphur, acetic acid, and oil, q. s. **ammoniaci, emplastrum**, 100 parts of ammoniac digested with 140 parts of acetic acid, diluted, strained, and evaporated. **ammoniaci, emulsum**, a 4% emulsion in water. Dose ½–1 oz (15–30 Cc.).

ammoniameter (*am-o-ne-am'-et-er*) [*ammonia; μέτρον*, a measure]. An instrument for testing the strength of ammonia solutions.

ammoniated (*am-o'-ne-a-ted*) [*ammonia*]. Combined with ammonia.

ammoniemia, or ammoniæmia (*am-o-ne-e'-me-ah*) [*ammonia; αἷμα*, blood]. The theoretical decomposition of urea in the blood, yielding ammonium compounds.

ammonin (*am'-o-nin*). A soda deposit used in the making of soap.

ammonionitrometry (*am-o-ne-o-ni-trom'-et-re*) [*ammonium; nitrogen; μέτρον*, a measure]. An analytic method of estimating separately the amount of ammonia, nitrogen, and nitric acid contained in a compound.

ammonium (*am-o'-ne-um*) [*ammonia*]. A hypothetic univalent alkaline base, having the composition NH_4. It exists only in combination. **a. acetate, solution of** (*liquor ammonii acetatis*, U. S P.), spirit of Mindererus, dilute acetic acid

neutralized with ammonia. Dose 1 dr.–1 oz. (3.75–30.0 Cc.). **a. anacardate,** an ammonium compound of the resinous acids of cashew-nut. It is a doughy mass, soluble in alcohol, and used as a hair-dye. **a. arsenate,** $(NH_4)_2HAsO_4$. It is used as an alterative in skin diseases. Dose ½ gr. (0.03 Gm.), gradually increased, 3 times daily. **a. benzoate** (*ammonii benzoas*, U. S. P.), $NH_4C_7H_5O_2$. Dose 5–15 gr. (0.32–1.0 Gm.). **a. bisulphate,** NH_4HSO_4. Dose 10–30 gr. (0.65–2.0 Gm.). **a. bisulphite,** NH_4HSO_3. It is antiseptic and used internally in fermentative dyspepsia, externally in skin diseases. Dose 10–30 gr. (0.65–2.0 Gm.). **a. bitartrate,** $NH_4HC_4H_4O_6$, a white, crystalline acid powder. It is used in the manufacture of baking-powder. **a. borate,** $2(NH_4HB_2O_4) + 3H_2O$, used in renal colic; in combination with codeine it is used in tuberculosis of the lungs. Dose 10–20 gr (0.65–1.3 Gm.) every hour in water with licorice. **a. borobenzoate,** an intestinal antiseptic. **a. bromide** (*ammonii bromidum*, U. S. P.), NH_4Br, used in epilepsy, cough, and rheumatism. Dose 10 gr – ½ dr. (0.65–2.0 Gm.). **a. carbamate,** $NH_4NH_2CO_2$, a white, crystalline, volatile powder, stimulant, a reaction-product of carbon dioxide and ammonia gas. Syn., *ammonium carbonate anhydrine.* **a. carbazotate,** see *a. picrate.* **a. carbolate,** $C_6H_5O.NH_4$, antiseptic and antipyretic. Dose 2–6 gr. (0.13–0.4 Gm.). Syn., *ammonium phenate; ammonium phenylate.* **a. carbonate** (*ammonii carbonas*, U. S. P.), $C_2H_{11}N_3O_5$, a compound of ammonium and carbonic acid. It is a stimulant expectorant and cardiac stimulant. Dose 5–10 gr. (0.32–0.65 Gm.). **a. chloride** (*ammonii chloridum*, U. S. P.), NH_4Cl, sal ammoniac, is used in bronchitis, rheumatism, and liver disease. Dose 1–20 gr. (0.065–1.3 Gm.). **a. chloride, troches of** (*trochisci ammonii chloridi*, U. S. P), each lozenge contains 2 gr. (0.13 Gm.) of the salt. **a. embelate,** the ammonium salt of embellic acid, $NH_4C_9H_{13}O_2$. It is a teniacide. Dose for children 3 gr. (0.2 Gm); for adults 6 gr. (0.4 Gm.). **a. fluoride,** used in enlargement of the spleen. Dose $\frac{1}{4}$ – ½ gr. (0.003–0.032 Gm.). It is recommended in dyspeptic flatulence, 16 gr. (1 Gm.) dissolved in 10 oz (300 Cc.) of distilled water, 1 tablespoonful after each meal. **a. formate,** NH_4CHO_2 used in chronic paralysis. Dose 5 gr. (0.32 Gm). **a. glycerinophosphate,** $(NH_4)_2PO_4C_3H_5(OH)_2$, soluble in water. It is used in neurasthenia, Addison's disease, etc. Dose 3–4 gr. (0.2–0.26 Gm.) several times daily. **a. glycyrrhizate,** an expectorant. **a. hypophosphite,** $NH_4PH_2O_2 + H_2O$, white, laminate crystals, soluble in water. Dose 10–30 gr. (0.65–2.0 Gm.) 3 times daily. **a. iodide** (*ammonii iodidum*, U. S. P.), NH_4I. Dose 2–10 gr. (0.13–0.65 Gm.). **a. nitrate,** NH_4NO_3, used in preparing nitrous oxide. **a. persulphate,** $(NH_4)_2S_2O_8$, colorless crystals, soluble in water with turbidity. It is a disinfectant and deodorizer. Application, 0.5 to 2 % solution. **a. phosphate,** $(NH_4)_2HPO_4$. Dose 5–20 gr. (0.32–1.3 Gm.). **a. phosphate, dibasic,** $(NH_4)_2HPO_4$. Used in rheumatism and gout. Dose 5–20 gr. (0.32–1.3 Gm.) 3 or 4 times daily in ½ oz. water. **a. picrate,** $C_6H_2(NH_4)(NO_2)_3O$, a salt in yellow needles, of bitter taste; like other picrates, it is explosive, and must be handled with care. It is antipyretic and antiperiodic, and tends to correct gastric disturbances. Dose 5 gr. (0.32 Gm.) in 24 hours. Syn., *Ammonium carbazotate.* **a. salicylate** (*ammonii salicylas*, U. S. P.), $NH_4C_7H_9O_3$, an antirheumatic, antipyretic germicide and expectorant. Dose 2–10 gr. (0.13–0.65 Gm.). **a. [silicofluoride,** $2NH_4F.SiF_4$, an energetic antiseptic and reconstituent. It is used by inhalation in diseases of the nose and throat. **a. succinate,** $(NH_4)C_4H_4O_4$; recommended, 1 part in 120 parts of water, as a specific in colic. Dose 1 tablespoonful every 15 minutes. **a. sulphate,** $(NH_4)_2SO_4$, used in the preparation of other ammonium salts. **a. sulphite,** $(NH_4)_2SO_3$, an antiseptic used in fermentative dyspepsia. Dose 5–20 gr. (0.3–1.3 Gm.). Applied externally in skin diseases, 1 part in 10 parts of water. **a. sulphocarbolate,** $NH_4C_6H_4HSO_4$, antiseptic. Dose 1–5 gr. (0 06–0.3 Gm.). **a. sulphoricinate,** brown, ointment-like masses, soluble in alcohol and water. It is antiseptic and deodorant, and applied in 20 % solution in skin diseases or on ulcerated mucous membranes. **a. tartrate,** $(NH_4)_2C_4H_4O_6$, clear crystals, soluble in water. It is an expectorant. Dose 5–30 gr. (0.3–2.0 Gm.). **a. thiosulphate,** $(NH_4)_2S_2O_3$, soluble in water, antiseptic. Dose 5–30 gr. (0.3–2.0 Gm.) in water **a. tungstate,** fine white crystalline powder or needles, soluble in water. **a. urate,** $(NH_4)C_5H_3N_4O_3$, white crystalline powder, slightly soluble in water. It is antiseptic and used in 4 % ointment in chronic eczema. Ammonium urate occurs in alkaline urine and at times in urinary calculi. **a. valerate,** $NH_4C_5H_9O_2$ is used as a sedative in hysteria. Dose 1–5 gr. (0.065–0.32 Gm.).

ammoniuria (*am-o-ne-ū'-re-ah*) [*ammonia; οὖρον*, urine]. A condition marked by excess of ammonia in the urine.

ammonol (*am'-on-ol*), $C_6H_5NH_2$. A proprietary remedy said to be ammoniated phenylacetamide; pale-yellow crystals, said to be analgesic and antipyretic. Dose 5–20 gr. (0.3–1.3 Gm.). **a. salicylate,** a remedy for headache. Dose 8 gr. (0.5 Gm.).

ammotherapy (*am-o-ther'-a-pe*) [*ἄμμος*, sand; *θεραπεύειν*, to heal]. The use of sand-baths in the treatment of disease.

amnemonic (*am-ne-mon'-ik*) [*ἀ*, priv.; *μνημονικός*, relating to the memory]. Accompanied by or resulting in impairment of the memory.

amnesia (*am-ne'-se-ah*) [*ἀμνησία*, forgetfulness]. Loss of memory, especially of the ideas represented by words. **a., auditory,** word-deafness. **a., retroanterograde,** a perversion of memory in which recent events are referred to a far-removed past, while the occurrences of the remote past seem recent. **a., retrograde,** loss of memory for incidents and events which occurred a shorter or longer time before the attack of the disease. Besides that which may result from severe infectious disease or from epilepsy, it may be due to trauma or to hysteria. **a., visual,** word-blindness, or inability to recognize printed or written words.

amnesic (*am-ne'-sik*). Relating to amnesia. **a. aphasia,** see *amnesia.*

amnestia (*am-nes'-te-ah*) [*ἀμνηστεία*, forgetfulness]. Amnesia.

amnestic (*am-nes'-tik*) [*ἀμνηστεία*, forgetfulness]. 1. Amnesic. 2. Causing amnestia.

amnia (*am'-ne-ah*) [*ἀμνίον*, a young lamb]. Plural of *amnion, q. v.*

amnial (*am'-ne-al*). See *amniotic.*

amniochorial (*am-ne-o-ko'-re-al*) [*amnion; χόριον*, a membrane]. Pertaining to both amnion and chorion.

amnioclepsis (*am-ne-o-klep'-sis*) [ἀμνίον, amnion; κλεπτειν, to steal away]. The slow and unnoticed escape of the liquor amnii.

amnioclептic, amnioclepticous (*am-ne-o-klep'-tik-us*) [*amnion*; κλεπτειν, to steal away]. Relating to the unmarked escape of the liquor amnii.

amnioma (*am-ne-o'-mah*) [*amnion*; ὄμα, a tumor]. A tumor on the skin caused by antenatal adhesion of the amnion.

amnion (*am'-ne-on*) [ἀμνίον, a young lamb]. The innermost of the fetal membranes; it is continuous with the fetal epidermis at the umbilicus, forming a complete sheath for the umbilical cord and a sac or bag in which the fetus is inclosed. It contains one or two pints of *liquor amnii*. It is a double, non-vascular membrane, the inner layer or *sac* derived from the epiblast, the outer from the mesoblast. The cavity of the inner folds is called the *true amnion*, that of the outer, the *false*. Syn., *agnina membrana; agnina pellicula; membrana agnina; agnina tunica; abgas; abghas.* **a., dropsy of,** excessive secretion of liquor amnii.

amnionic (*am-ne-on'-ik*) [*amnion*]. Relating to the amnion

amniorrhea (*am-ne-o-re'-ah*) [*amnion*; ῥοία, a flow]. The discharge of the liquor amnii.

amnios (*am'-ne-os*). 1. The liquor amnii. 2. The amnion

amniota (*am-ne-o'-tah*) [ἀμνίον, a young lamb]. Animals with an amnion and allantois, comprising mammals, birds, and reptiles. Those without an amnion are called *anamnia*.

amniotic (*am-ne-ot'-ik*) [*amnion*]. Relating to the amnion. **a. cavity,** the sac of the amnion. **a. fluid,** the liquor amnii. See *amnion*.

amniotitis (*am-ne-o-ti'-tis*) [ἀμνίον, a young lamb; ῖτις, inflammation]. Inflammation of the amnion.

amniotome (*am'-ne-o-tōm*) [ἀμνίον, a young lamb; τόμη, a cut]. An instrument for puncturing the fetal membranes.

amnitis (*am-ni'-tis*). Same as *amniotitis*.

amœba (*am-e'-bah*). See *ameba*.

amœbiasis (*am-e-bi'-as-is*). See *amebiasis*.

amœbiform. Same as *ameboid*.

amœbism, amœboism. See *amebism*.

amœboid (*am-e'-boid*). See *ameboid*.

amœbula. See *amebula*.

amok, amuck (*am-ok', a-muk'*) [A Malay word denoting "an impulse to murder"]. In a state of murderous frenzy; in Oriental regions persons, mostly hashish eaters, often attack and kill those whom they meet while in a state of wild fury. In some cases the infuriated persons take this method of seeking death, for they are shot down at sight.

Amomum (*am-o'-mum*) [ἄμωμον, an Eastern spice plant]. A genus of scitaminaceous plants to which the cardamom (*A. cardamomum*) and "grains of paradise" (*A. granum paradisi*) belong.

amor (*am'-or*) [L.]. Love. **a. insanus,** see *erotomania*. **a. sui,** love of self; vanity. **a. veneris,** Columbus' term for the clitoris.

amoralia (*a-mo-ra'-le-ah*) [ἀ, priv.; *moralis*, moral]. Moral imbecility.

amoralis (*a-mo-ra'-lis*) [α, priv.; *moralis*, moral]. A moral imbecile.

amorpha (*ah-morf'-ah*) [ἀ, priv.; μορφή, shape]. 1. A cutaneous eruption having no definite form. 2. A macula. 3. Apparent diseases in which no lesions can be discovered. 4. Intertrigo. **a. infantilis, a. lactantium,** infantile intertrigo. **a. vulgaris,** intertrigo.

amorphia (*ah-mor'-fe-ah*) [see *amorpha*]. Shapeless condition.

amorphinism (*ah-mor'-fin-izm*) [ἀ, priv.; *morphine*]. The condition resulting from the withdrawal of morphine from one habituated to the drug.

amorphism (*ah-mor'-fizm*) [see *amorpha*]. The state of being amorphous or without shape; want of crystalline structure.

amorphous (*ah-mor'-fus*) [see *amorpha*]. Formless; shapeless; not crystalline.

amorphus (*ah-mor'-fus*) [ἀ, priv.; μορφή, a form]. An acardiacus without head or extremities. See also *anideus*. **a. globulus,** see *anideus*.

amotio (*am-o'-she-o*) [L.] A detachment. **a. retinæ.** See *ablatio retinæ*.

amp. Abbreviation for *ampère*.

ampelopsin (*am-pel-op'-sin*). A tonic extract made from *Ampelopsis quinquefolia*, Virginia creeper.

ampelotherapy (*am-pel-o-ther'-a-pe*) [ἄμπελος, a grape-vine; θεραπεύειν, to heal]. The grape-cure (*q. v.*).

amperage (*am-pār'-ahj*) [André Marie *Ampère*, French physicist, 1775–1836]. The number of ampères passing in a given circuit.

ampére (*am'-pār*) [see *amperage*]. A unit of measurement of an electric current. It is the electromotive force of one volt produced in a circuit having one ohm of resistance. **A.'s law,** same as Avogadro's law, *q. v.*

amperemeter (*am-pār'-me-ter*) [*ampère*; μέτρον, a measure]. An instrument for estimating the strength of the current of an electric circuit in ampères.

amphamphoterodiplopia (*am-fam-fo-ter-o-dip-lo'-pe-ah*). See *amphodiplopia*.

ampharkyochrome (*am-far-ke'-o-krōm*). Same as amphiarkyochrome.

amphauxesis, amphauxis (*am-fawks-e'-sis, am-fawks'-is*) [ἀμφί, around; αὔξησις, increase]. Growth or increase by concentric circles. Syn., *amphiphya*.

amphemeros, amphemerus (*am-fem'-er-os, -us*). 1. Quotidian. 2. A quotidian fever.

amphi- (*am'-fe*) [ἀμφί, around]. A prefix signifying *about, on both sides, around, etc.*, as amphiarthrosis, amphibia, *etc.*

amphiarkyochrome (*am-fe-ar'-ke-o-krōm*) [ἀμφί, both; ἄρκυς, net; χρῶμα, color]. A term applied by Nissl to a nerve-cell the stainable portion of whose cell-body is in the form of a pale network, the nodal points of which are joined by an intensely staining network.

amphiarthrodial (*am-fe-ar-thro'-de-al*). Relating, to *amphiarthrosis*.

amphiarthrosis (*am-fe-ar-thro'-sis*) [*amphi*; ἄρθρον, a joint]. A form of mixed articulation in which the surfaces of the bones are connected by broad discs of fibrocartilage or else are covered with fibrocartilage and connected by external ligaments. It is distinguished by limited motion, as, *e. g.*, between the vertebræ.

amphiaster (*am'-fe-as-ter*) [*amphi-*; ἀστήρ, a star]. The figure formed in indirect cell-division by the achromatin threads and chromatin granules united to form the socalled nuclear spindle, together with the threads of cell-protoplasm radiating from a rounded clear space at each end of the spindle, known as the stars or suns.

amphibia (*am-fib'-e-ah*) [*amphi-*; βίος, life]. A class of *Vertebrata*, living both in the water and upon the land, as the frog, newt, etc.

amphibious (*am-fib'-e-us*) [see *amphibia*]. Living both on land and in water.

amphiblastic (*am-fe-blas'-tik*) [*amphi-*; βλαστός, a germ]. Pertaining to that form of complete segmentation that gives rise to an amphiblastula.

amphiblastula (*am-fe-blas'-tu-lah*) [*amphi-*; *blastula*, dim. of βλαστός, a germ]. The mulberry-mass or morula-stage in the development of a holoblastic egg. It follows the stage known as amphimorula.

amphiblestritis (*am-fe-bles-tri'-tis*) [ἀμφιβλήστρον, a net, ιτις, inflammation]. Inflammation of the retina.

amphiblestrodes (*am-fe-bles-tro'-dēz*) [ἀμφιβλήστρον, a net; εἶδος, form]. The retina.

amphiblestroid (*am-fe-bles'-troid*) [ἀμφιβλήστρον, a net; εἶδος, form]. Net-like. **a. apoplexia,** apoplexy of the retina. **a. membrane,** the retina.

amphibolia (*am-fe-bo'-le-ah*) [ἀμφιβολία, uncertainty]. The vacillating period of a fever or disease.

amphibolic (*am-fe-bol'-ik*) [see *amphibolia*]. Uncertain; doubtful. Applied to a period in the febrile process occurring between the fastigium and the defervescence, and marked by exacerbations and remissions.

amphicelous (*am-fe-se'-lus*) [ἀμφί, at both ends; κοῖλος, hollow]. In biology, biconcave, as the center of the vertebræ of fishes.

amphicentric (*am-fi-sen'-trik*) [ἀμφί, both, κέντρον, a point]. Originating and ending in the same vessel.

amphichroic (*am-fe-kro'-ik*) [ἀμφι, on both sides; χρόα, color]. Amphichromatic, *q. v.*

amphichromatic (*am-fe-kro-mat'-ik*) [ἀμφι, on both sides; χρῶμα, color]. Denoting an amphoteric reaction.

amphicrania (*am-fe-krā'-ne-ah*) [*amphi-*; κρανίον, the skull]. Headache affecting both sides of the head.

amphicreatine (*am-fe-kre-at'-in*) [*amphi-*; κρέας, flesh], $C_7H_{19}N_7O_4$. One of the muscle-leukomaines. It crystallizes in brilliant oblique prisms of a yellowish-white color, and is faintly basic.

amphicreatinine (*am-fe-kre-at'-in-in*) [see *amphicreatin*], $C_9H_{19}N_7O_4$ A member of the creatinin group of leukomaines derived from muscle.

amphicroic (*am-fe-kro'-ik*) [*amphi-*; κρούειν, to test]. Having the power to turn blue litmus-paper red and red litmus-paper blue.

amphicytula (*am-fe-sit'-u-lah*) [ἀμφί, on both sides; κύτος, cell]. The parent cell of an amphiblastic ovum.

amphidesmic, amphidesmous (*am-fe-des'-mik, -mus*) [ἀμφί, on both sides; δεσμός, a bond, a fetter]. Furnished with a double ligament.

amphidiarthrosis (*am-fe-di-ar-thro'-sis*) [*amphi-*; διάρθρωσις, articulation]. A mixed articulation such as that of the lower jaw, which partakes of the nature both of amphiarthrosis and diarthrosis.

amphigastrula (*am-fe-gas'-tru-lah*) [ἀμφί, on both sides; γαστήρ, belly]. The gastrula of an amphiblastic ovum.

amphigony (*am-fig'-o-ne*) [*amphi-*; γόνος, offspring]. The sexual process in its broadest sense; gamogenesis.

amphimicrobian (*am-fe-mi-kro'-be-an*) [*amphi-*; μῑκρος, small: βίος, life]. Both aerobian and anaerobian.

amphimixis (*am-fi-miks'-is*) [*amphi-*; μῖξις, mixing]. The mingling of two individuals or their germs; sexual reproduction.

amphimorula (*am-fe-mor'-u-lah*) [*amphi-*; *morula*, a mulberry]. The morula, or globular mass of cleavage cells resulting from unequal segmentation, the cells of the hemispheres being unlike in size.

Amphioxus (*am-fe-oks'-us*) [ἀμφί, both; ὀξύς, sharp]. A genus of fishes tapering at both ends, the lancelet.

amphipyrenin (*am-fe-pi'-ren-in*) [ἀμφί, around; πυρήν, mass]. The nuclear membrane of a cell.

amphismela (*am-fis-me'-lah*) [ἀμφί, both; μήλη, a probe]. A double-edged surgical knife.

Amphistoma (*am-fis'-to-mah*) [*amphi-*; στόμα, mouth]. A genus of trematode worms, named from the mouth-like apparatus at either end, also called *amphistomum*. One species, *A. hominis*, has been found in the large intestine

amphistomiasis (*am-fis-to-mi'-as-is*). The condition of being infested with Amphistoma.

amphitrichous (*am-fit'-ri-kus*) [*amphi-*; θρίξ, a hair]. Applied to the type of flagellation in certain bacteria having a flagellum or flagella single at each pole.

amphodiplopia (*am-fo-dip-lo'-pe-ah*) [ἀμφω, both; διπλόος, double; ὤψ, eye]. Double vision affecting each of the eyes

amphogenous (*am-fo'-en-us*). See *amphoteric*.

ampholyte (*am'-fo-līt*) [ἀμφω, both; *electrolyte*]. An amphoteric electrolyte; one which can function as an acid and also as a base.

amphopeptone (*am-fo-pep'-tōn*). A mixture of hemipeptone and antipeptone.

amphophil, amphophilous (*am'-fo-fil, am-fof'-il-us*) [ἀμφω, both; φιλεῖν, to love]. Readily stainable alike with acid and with basic dyes.

amphoric (*am-for'-ik*) [*amphora*, a vase with two handles]. Resembling the sound produced by blowing across the mouth of a bottle. **a. breathing,** breath-sounds with musical quality heard in diseased conditions of the lung, especially in pulmonary tuberculosis with cavity-formation. **a. resonance,** in auscultation, a metallic sound like that of blowing into a bottle, caused by the reverberation of sound in a cavity of the lung. **a. respiration,** see *a. breathing*.

amphoricity (*am-for-is'-i-te*) [*amphoric*]. The quality of being amphoric

amphoriloquy (*am-for-il'-o-kwe*). The production of amphoric sounds in speaking.

amphorophony (*am-for-of'-o-ne*) [*amphoric*; φωνή, a sound]. An amphoric resonance or sound.

amphoteric, amphoterous (*am-fo-ter'-ik, am-fot'-er-us*) [ἀμφότεροι, both of two]. Double-sided; having the power of altering the color of both red and blue litmus test-paper; a condition sometimes presented by the urine. **a. elements,** elements whose oxides unite with water, some to form acids, others to form bases.

amphoterodiplopia (*am-fot-er-o-dip-lo'-pe-ah*) [L.]. Amphodiplopia.

amphotropin (*am-fo-tro'-pin*). Hexamethylenetetramine camphorate. It acts as a urinary antiseptic, is said to promote the regeneration of sloughing epithelium, and to increase diuresis.

amphycyte (*am'-fe-sīt*) [ἀμφί, on both sides; κύτος, a cell]. 1. Amphicytula. 2. A capsule cell.

amplexatio (*am-pleks-a'-she-o*) [L., an embrace]. Sexual intercourse.

amplexation (*am-pleks-a'-shun*) [*amplexatio*, an embrace]. The treatment of a fractured clavicle by an apparatus that fixes the shoulder and covers a part of the chest and neck.

amplexus (*am-pleks'-us*) [L., an embrace]. 1. An embracing; coitus. 2. Embraced, surrounded.

ampliation (*am-ple-a'-shun*) [*ampliare*, to increase]. Dilatation or distention of a part or cavity.

amplification (*am-plif-ik-a'-shun*) [*amplificare*, to enlarge]. 1. In microscopy, increase of the visual area. 2. Enlargement, as of a diseased organ.

amplifier (*am'-ple-fi-er*) [see *amplification*]. An apparatus used in microscopy for increasing the magnification. It consists of a diverging lens or combination placed between the objective and the ocular, and gives to the image-forming rays from the objective an increased divergence.

amplitude (*am'-ple-tūd*) [*amplus*, broad]. The range or extent, as of vibrations and undulations, the pulse-wave, etc.

ampoule (*am-pool'*) [see *ampulla*]. A small, sealed, glass capsule, usually holding one dose of a hypodermic solution, sterile and ready for use.

ampsalvs (*amp'-salvs*). Trade name of a preparation containing neo-salvarsan and distilled water in two separate compartments.

ampul (*am-pool'*). See *ampoule*.

ampulla (*am-pul'-ah*) [L., "a Roman wine-jug": *pl. ampullæ*]. 1. The trumpet-mouthed or dilated extremity of a canal, as of the lacrimal canal, the receptaculum chyli, the Fallopian tubes, mammary ducts, semicircular canals, vas deferens, etc. 2. A bulla or blister. **a. chyli**, the receptaculum chyli. **a. of rectum**, the portion above the perineal flexure. **a. vitrea**, a glass bottle.

ampullaceous (*am-pul-a'-shus*). 1. Flask-shaped; big-bellied; gibbous. 2. Relating to an ampulla 3. Attended with the formation of bullæ or blebs.

ampullar, ampullate (*am-pul'-ar, am'-pul-āt*) Relating to an ampulla; shaped like an ampulla.

ampullitis (*am-pul-ī'-tis*). Inflammation of an ampulla, more especially that of the vas deferens.

ampullula (*am-pul'-ū-lah*) [dim. of *ampulla*]. A small ampulla, as in the lymphatic or lacteal vessels

amputation (*am-pu-ta'-shun*) [*amputare*, to cut away]. The removal of a limb or any projecting part of the body. Amputation may be by the knife, ligature, or other means, or it may be the result of pathological processes, as gangrene, constriction (*e. g.*, of the cord in the fetus). **a., accidental,** the separation of a limb by some form of accident. **a., aperiosteal,** one in which the periosteum is completely removed from the end of the cut bone or bones. **a., bloodless,** one in which there is but slight loss of blood, on account of the circulation being controlled by mechanical means. **a., central,** one in which the scar is situated at or near the center of the stump. **a., chop,** one without flaps. **a., circular,** that performed by making a single flap, by circular sweeps of a long knife, through skin and muscles, in a direction vertical to the long axis of the limb. **a., circular skin-flap,** a modification of the circular, in which the skin-flap is dissected up, and the muscles divided at a higher level **a., coat-sleeve,** a modification of the circular, in which the cutaneous flap is made very long, the end being closed by being gathered together by means of a tape. **a., congenital,** amputation of fetal portions, due to constriction by amniotic bands. **a., consecutive,** an amputation during the period of suppuration or later. **a. in contiguity,** amputation at a joint. **a. in continuity,** amputation of a limb elsewhere than at a joint. **a., cutaneous,** one in which the flaps are composed exclusively of the integuments. **a., diclastic,** one in which the bone is broken with an osteoclast and the soft tissues divided by means of an écraseur. Its object is to avoid hemorrhage and purulent infection. **a., double flap,** one in which two flaps are formed from soft tissues. **a., dry,** see *a., bloodless*. **a., eccentric,** one in which the scar is situated away from the center of the stump. **a., elliptic,** one that may be performed by a single sweep, as in the circular method; the wound, however, having an elliptic outline, on account of the oblique direction of the incision. **a. of expediency,** one performed for cosmetic effect. **a., flap,** one in which one or more flaps are made from the soft tissues, the division being made obliquely. **a., flapless,** one in which, on account of destruction of the soft parts, flaps cannot be formed, the wound healing by granulation. **a., galvanocaustic,** one in which the soft parts are divided with the galvanocautery, followed by division of the bone by the saw. **a., immediate,** one done within 12 hours after the injury, during the period of shock. **a., intermediary, a., intermediate, a., intrapyretic,** one performed during the period of reaction and before suppuration. **a., intrauterine,** see *a., congenital*. **a., major,** amputation of an extremity above the wrist- or ankle-joint. **a., mediate,** see *a., intermediary*. **a., mediotarsal.** 1. Chopart's amputation. 2. An amputation through the tarsus, preserving the scaphoid bone. **a., minor,** amputation of a small part, as a finger. **a., mixed,** a combination of the circular and flap methods. **a., multiple,** amputation of two or more members at the same time. **a., musculocutaneous,** one in which the flaps consist of skin and muscle. **a., musculotegumentary,** see *a., musculocutaneous*. **a., natural,** see *a., congenital*. **a., oblique,** see *a., oval*. **a., osteoplastic,** one in which there are section and apposition of portions of bone in addition to the amputation. **a., oval,** a modification of the elliptic, in which the incision consists of two reversed spirals instead of the one oblique. **a., partial.** 1. One in which but a portion of the extremity is removed. 2. An incomplete congenital amputation. **a., pathological,** one done for tumor or other diseased condition. **a., primary,** one done after the period of shock and before the occurrence of inflammation. **a., racket,** a variety of the oval amputation in which there is a single longitudinal incision continuous below with a spiral incision on either side of the limb. **a., secondary,** one performed during the period of suppuration. **a., spontaneous,** see *a., congenital;* it also occurs in the disease, ainhum. **a., subastragalar,** a partial amputation of the foot, leaving only the astragalus. **a., subperiosteal,** one in the continuity, the cut end of the bone being covered by periosteal flaps. **a., supracondylar,** see *Gritti's operation*. **a., synchronous,** amputation of two or more members at the same time but by different operators. **a., tertiary,** that performed after the inflammatory reaction stage has passed. **a. by transfixion,** one done by thrusting a long knife completely through a limb and cutting the flaps from within out.

amuck. See *amok*.

amusia (*ah-mū'-se-ah*) [ἀ, priv.; μοῦσα, muse]. Loss of the ability to produce or comprehend music or musical sounds; an abnormity as

regards music analogous to aphasia as regards the faculty of speech. **a., motor,** that in which music is understood, but the power of singing or otherwise reproducing music is lost. **a., sensory,** musical deafness, or the loss of the power of comprehension of musical sounds.

Amussat's operation (*am-oo-sah'*) [Jean Zuléma *Amussat*, French surgeon. 1796–1856]. 1. A method of arresting hemorrhage by torsion of the arteries by means of two forceps. 2. For *atresia vaginæ;* dilatation by the use of the finger or a dull instrument, without cutting. 3. For



J. Z. Amussat.

castration; by incision upon the posterior surface of the scrotum. 4. For *enterorrhaphy;* in cases of completely divided intestine, each end is invaginated and passed over a cork, with a groove at either end, and the intestine is tied in the grooves. 5. For *imperforated rectum;* the formation of an artificial anus in the perineum, with or without excision of the coccyx. 6. For *lumbar colotomy;* a transverse incision is made, crossing the outer border of the quadratus lumborum muscle. **A.'s valves,** see *Heister's valves.*

amussis (*am-us'-is*) [L., "a carpenter's rule or level;" pl., *amusses*]. One of two portions into which a median fissure divides the posterior commissure of the brain.

amyasthenia (*am-i-as-the'-ne-ah*). Same as *amyosthenia.*

amycaine (*am'-e-kān*). Trade name of a local anesthetic containing bihydrochloride of amylene and novocaine. It is said to be less toxic than cocaine.

amyctic (*am-ik'-tik*) [ἀμυκτικός, mangling]. 1. Caustic; irritating. 2. A caustic or corrosive drug.

amydriasis (*ah-mid-ri'-ah-sis*). See *mydriasis.*

amydricaine (*am-id'-re-kān*). Same as alypin, *q. v.*

amyelencephalia (*ah-mi-el-en-sef-a'-le-ah*) [ἀ, priv.; μυελός, marrow; κεφαλή, the head]. Absence of both brain and spinal cord.

amyelencephalus (*ah-mi-el-en-sef'-al-us*) [ἀ, priv.; μυελός, marrow; κεφαλή, the head]. A fetal monster having neither brain nor spinal cord.

amyelia (*ah-mi-e'-le-ah*) [ἀ, priv.; μυελός, marrow]. Congenital absence of the spinal cord.

amyelic (*ah-mi-e'-lik*) [see *amyelia*]. Relating to amyelia.

amyelinic (*ah-mi-el-in'-ik*). Without myelin.

amyelonervia (*ah-mi-el-o-ner'-ve-ah*). See *amyeloneuria.*

amyeloneuria (*ah-mi-el-o-nū'-re-ah*) [ἀ, priv.; μυελός, marrow; νεῦρον, a nerve]. Paresis of the spinal cord.

amyelonic (*ah-mi-el-on'-ik*). 1. Amyelic. 2. Without marrow.

amyelotrophy (*ah-mi-el-ot'-ro-fe*) [ἀ, priv.; μυελός, marrow; τροφή, nourishment]. Atrophy of the spinal cord.

amyelous (*ah-mi'-el-us*). See *amyelic.*

amyelus (*ah-mi'-el-us*) [ἀ, priv.; μυελός, marrow]. A fetal monstrosity with partial or complete absence of the spinal cord.

amyencephalus (*ah-mi-en-sef'-al-us*). See *amyelencephalus.*

amygdala (*am-ig'-dal-ah*) [ἀμυγδάλη, almond]. 1. The tonsil. 2. A small lobule on the lower surface of each cerebellar hemisphere, projecting into the fourth ventricle. 3. Almond. The seeds of *A. amara* and *A. dulcis,* containing the principle *emulsin.* The former contains *amygdalin.* The expressed oil of the sweet almond is a demulcent and is useful in skin affections, in doses of 1–2 dr. (4–8 Gm.), a mild laxative; that of *A. amara* is used in cosmetics. **a. amara** (U. S. P.), the bitter almond. **a. dulcis** (U. S. P.), the sweet almond. **amygdalæ amaræ, aqua** (U. S. P.), a 1:1000 solution of the oil of bitter almonds in water. Dose 1 dr. (4 Cc.). **amygdalæ amaræ, oleum** (U. S. P.), contains 3–14% of hydrocyanic acid and has similar uses. Dose ½–1 min. (0.016–0.065 Cc.). **amygdalæ amaræ, spiritus** (U. S. P.), the spirit of bitter almonds. **amygdalæ, emulsum** (U. S. P.), oil of sweet almonds 6%; sugar, water, and acacia q. s. **amygdalæ expressum, oleum** (U. S. P.), expressed oil of almonds. Dose 1 oz. (30 Cc.). **amygdalæ, syrupus** (U. S. P.), syrup of almond; demulcent and slightly sedative. Dose 1–2 dr. (4–8 Cc.).

amygdalæ (*am-ig'-dal-e*) [L., *pl.* of *amydala*]. The tonsils.

amygdalectomy (*am-ig-dal-ek-to-me*) [*amygdala;* ἐκτομή, a cutting-out]. Excision of a tonsil.

amygdalin (*am-ig'-dal-in*) [see *amygdala*], $C_{20}H_{27}NO_{11} + 3H_2O$. A glucoside formed in bitter almonds, in various plants, and in the leaves of the cherry-laurel. Under the influence of emulsin, contained in the almond, it splits up into glucose and hydrocyanic acid.

amygdaline (*am-ig'-dal-ĕn*) [see *amygdala*]. 1. Almond-like. 2. Pertaining to the tonsil.

amygdalitis (*am-ig-dal-i'-tis*) [*amygdala;* ιτις, inflammation]. Tonsillitis.

amygdaloid (*am-ig'-dal-oid*) [*amygdala;* εἶδος, form]. Resembling an almond. **a. fossa,** the depression for the lodgment of the tonsil. **a. tubercle,** a projection of gray matter at the end of the descending cornu of the lateral ventricle of the brain. It is attached to the temporal lobe, and appears to be nearly isolated by white substance.

amygdalolith (*am-ig-dal'-o-lith*) [*amygdala;* λίθος, a stone]. A concretion or calculus found in the tonsil.

amygdaloncus (*am-ig-dal-ong'-kus*) [*amygdala*; ὄγκος, a mass]. Any tumor or swelling of the tonsil.

amygdalopathy (*am-ig-dal-op'-ath-e*) [*amygdala*; πάθος, a disease]. Any disease of the tonsils.

amygdalothrypsis (*am-ig-dal-o-thrip'-sis*) [*amygdala*; θρύψις, a crushing]. Crushing a hypertrophied tonsil and then excising the crushed portion.

amygdalotome (*am-ig'-dal-o-tōm*) [*amygdala*; τέμνειν, to cut]. An instrument used in cutting the tonsils.

amygdalotomy (*am-ig-dal-ot'-o-me*) [see *amygdalotome*]. Tonsillotomy. Partial or complete abscission of a tonsil.

amygmus (*am-ig'-mus*) [ἀμυγμός]. Scarification.

amygodophenin (*am-ig-dof'-en-in*) $C_6H_4(OC_2H_5)$-$NH.OC.CH(OH)C_6H_5$ A grayish-white, crystalline powder, derived from paramidophenol. It is antirheumatic. Dose 15 gr. (1 Gm.) from 1 to 6 times daily in powder. Syn., *phenylglycolphenetidin.*

amykos (*ah-mi'-kos*) [ἀ, priv.; μῦκος, a fungus]. An antiseptic fluid composed of boric acid, glycerin and infusion of cloves. Of reputed service in gonorrhea. dental caries, and catarrhs.

amyl (*am'-il*) [ὄμυλον, starch]. The radical, C_5H_{11}, of amylic alcohol, the fifth member of the series of alcohol radicals, C_nH_{2n+1}. **a.-alcohol,** see *amylic alcohol.* **a. bromide,** $C_5H_{11}Br$, a transparent, colorless liquid, soluble in alcohol. It is antiseptic and germicidal. **a. colloid,** a fluid preparation consisting of amyl hydride, 480 parts; aconitine, 1 part; veratrine, 6 parts; collodion, to 960 parts. It is painted on the skin in neuralgia, sciatica, etc. Syn, *anodyne colloid.* **a. hydrate,** see *amylic alcohol* **a. hydride,** a fractional product of petroleum ether, it is an antiseptic. Syn., *hydramyl; pentylene; pentylhydride.* **a. iodide,** $C_5H_{11}I$, the reaction-product of isoamylic alcohol, iodine, and phosphorus. It is sedative and antiseptic, and is used as an inhalation in dyspnea **a. nitrite,** $C_5H_{11}NO_2$, a clear, yellowish, volatile liquid, of a penetrating odor. It produces vascular dilation and stimulates the heart's action, and is useful in angina pectoris, respiratory, neuroses, etc. Dose, *internally,* ½–1 min. (0.016–0.065 Cc.) dissolved in alcohol; by *inhalation,* 2–5 min (0.12–0.3 Cc.). **a. nitrite, carbureted,** amyl nitrite saturated with carbon monoxide It is suggested as a substitute for pure amyl nitrite, to obviate pressure in the head and other secondary objectionable properties. **a. salicylate,** a compound obtained from the action of chlorine on a saturated solution of salicylic acid in amylic alcohol. It is said to have the sedative properties of the amylic derivatives as well as antirheumatic qualities. Dose in acute rheumatism 10 capsules of 3 gr. (0 2 Gm) each, daily. **a. valerate, a. valerianate,** $C_{10}H_{20}O_2$. It is a cholesterin solvent and is used as a sedative in gall-stone colic. Dose 2–3 gr. (0.13–0.2 Gm.). Syn., *apple oil.*

amylaceous (*am-il-a'-se-us*) [see *amyl*]. Containing starch; starch-like. See *corpora amylacea.*

amylamine (*am-il'-am-in*). See *isoamylamine.* **a. hydrochlorate,** $C_5H_{14}HCl$, a reaction-product of amyl cyanate, potassium hydrate, and hydrochloric acid, occurring as deliquescent scales or crystals. It is an antipyretic. Dose 7–15 gr. (0.45–1.0 Gm.).

amylase (*am'-il-ās*) [ἄμυλον, starch; *-ase*]. Any amylolytic enzyme, causing hydrolytic cleavage of the molecules of starch.

amylate (*am'-il-āt*). 1. A combination formed by the replacement of the hydrogen of the hydroxyl molecule in amylic alcohol with a metal or basic radical. 2. A compound of starch with a radical.

amylene (*am'-il-ēn*) [see *amyl*], C_5H_{10}. A liquid hydrocarbon having dangerous anesthetic properties. **a.-chloral,** $CCl_3.CH.OH.O.C.(CH_3)_2C_2H_5$, dimethyl-ethyl-carbinol-chloral. It is hypnotic. Syn., *dormiol.* **a. hydrate,** $C_5H_{12}O$, a tertiary alcohol used as a hypnotic Dose 30 min.–1 dr. (2–4 Cc.).

amylenization (*am-il-en-iz-a'-shun*). The production of anesthesia by means of amylene.

amylenol (*am-il'-en-ol*). Amyl salicylate; used externally in rheumatism.

amylic (*am-il'-ik*) [see *amyl*]. Pertaining to amyl. **a. alcohol,** fusel oil; potato-starch alcohol; amyl hydrate. An alcohol having the composition $C_5H_{12}O$, produced in the continued distillation of fermented grain. It was formerly used to adulterate whisky. It is a solvent and reagent.

amylin (*am'-il-in*) [see *amyl*). The insoluble wall of the starch-grain.

amylism (*am'-il-izm*). The toxic condition produced by amyl alcohol.

amylobacter (*am-il-o-bak'-tur*) [ἄμυλον, starch; βακτήριον, a little rod]. A genus of schizomycetes characterized by a period of development in which it contains starch in its interior

amylodextrin (*am-il-o-deks'-trin*). Same as *erythrodextrin.* See *soluble starch.*

amylodyspepsia (*am-il-o-dis-pep'-se-ah*) [ἄμυλον, starch, *dyspepsia*] Inability to digest starchy foods.

amyloform (*am-il'-o-form*). An odorless white powder produced by the chemical combination of starch with formaldehyde. It is non-toxic, quite insoluble, and is not decomposed under 180° C. It is recommended as a surgical antiseptic.

amylogen (*am-il'-o-jen*) [ἄμυλον, starch; γενής produce]. Soluble starch.

amylogenic (*am-il-o-jen'-ik*) [ἄμυλον, starch; γενάν, to produce] Starch-producing.

amylohydrolysis (*am-il-o-hi-drol'-is-is*) [ἄμυλον, starch, ὕδωρ, water, λύσις, solution]. The hydrolysis of starch.

amylohydrolytic (*am-il-o-hi-dro-lit'-ik*). Relating to the hydrolysis of starch.

amyloid (*am'-il-oid*) [ἄμυλον, starch; εἶδος, form]. 1. Starch-like 2. A starchy substance. 3. Glycogen. 4. Virchow's name for a waxy body found in animal tissue as a result of disease and resembling starch only in the one particular that it is stained by iodine. Cf *amyloid degeneration.* **a. bodies,** bodies resembling starch-grains, found in the nervous system, the prostate, etc. They are the result of a localized amyloid degeneration. **a. degeneration,** waxy or lardaceous degeneration. A degeneration characterized by the formation of an albuminous substance, resembling starch in its chemical reactions. The process affects primarily the connective tissue of the blood-vessels of various organs, and is connected with or due to chronic suppuration in the body. Amyloid substance gives a brown color with iodine, a red color with gentian-violet, and turns blue on being treated with iodine and sulphuric acid. **a. kidney,** see *Bright's disease.*

amyloidosis (*am-il-oid-o'-sis*). See *amyloid degeneration*.

amylolysis (*am-il-ol'-is-is*) [ἄμυλον, starch; λύσις, solution]. The digestion of starch, or its conversion into sugar.

amylolytic (*am-il-o-lit'-ik*) [see *amylolysis*]. Pertaining to or effecting the digestion of starch, as the ferments in the saliva and pancreatic juice that convert starch into sugar.

amylon (*am'-il-on*) [ἄμυλον, starch]. 1. Starch. 2. Glycogen. 3. A principle in grape-juice.

amyloplast (*am'-il-o-plast*) [ἄμυλον, starch; πλάσσειν, to form]. A leukoplast; a starch-forming protoplasmic granule.

amylopsin (*am-il-op'-sin*) [ἄμυλον, starch; ὄψις, appearance] A ferment found in the pancreatic juice which changes starch into sugar.

amylose (*am'-il-ōs*) [ἄμυλον, starch] Any of the carbohydrate groups, starch, glycogen, dextrin, inulin, gum, cellulose, and tunicin.

amylosis (*am-il-o'-sis*). Albuminoid degeneration of cells.

amylum (*am'-il-um*) [L.], $C_6H_{10}O_5$. Starch. **amyli, glyceritum** (U. S. P.), contains starch, 10; water, 10; glycerol, 80%; used for external application. **a. iodatum,** contains starch, 95%; iodine, 5%, triturated with distilled water and dried. Dose 1 dr.–½ oz. (4–16 Gm.). **amyli, mucilago** (B. P.), used in making enemas.

amyluria (*am-il-u'-re-ah*) [ἄμυλον, starch; οὖρον, urine]. Presence of starch in the urine.

amylzyme (*am'-il-zim*). An extract containing all of the digestive ferments of the fresh pancreas of the hog.

amyocardia (*am-i-o-kar'-de-ah*) [ἀ, priv.; μύς, muscle, καρδία, the heart] Lack of muscular power in the heart's contractions

Amyoesthesis (*ah-mi-o-es-the'-sis*) [ἀ-, priv., without; μῦς, muscle; αἴσθησις, sense] Without muscle sense, lack of sense of motion, weight and position upon which adjustment of the body depends

amyostasia (*am-i-os-ta'-ze-ah*) [ἀ, priv.; μύς, muscle, στάσις, standing]. An abnormal trembling of the muscles while in use, often seen in locomotor ataxia

amyosthenia (*am-i-os-the'-ne-ah*) [ἀ, priv.; μύς, muscle; σθένος, force]. Deficient muscular power.

amyosthenic (*am-i-o-sthen'-ik*) [ἀ, priv.; μύς, muscle; σθένος, force]. Pertaining to amyosthenia. Also, that depressing muscular action.

amyotaxia (*ah-mi-o-taks'-e-ah*) [ἀ, priv.; μύς, muscle; τάξις, arrangement]. Motor disturbance of the muscles, of spinal or cerebral origin. Muscular ataxia.

amyotonia (*am-i-o-to'-ne-ah*) [ἀ, priv.; μύς, muscle; τόνος, tone]. Lack of muscular tone; myatonia.

amyotrophia (*am-i-o-tro'-fe-ah*) [ἀ, priv.; μύς, muscle; τροφή, nourishment]. Muscle atrophy.

amyotrophic (*am-i-o-tro'-fik*) [see *amyotrophia*]. Characterized by muscular atrophy. **a. lateral sclerosis,** lateral sclerosis combined with muscular atrophy. The lesion is in the pyramidal tracts and in the ganglion-cells of the anterior gray horns of the spinal cord. The disease has a marked tendency to involve the medulla. **a. paralysis,** that due to muscular atrophy.

amyotrophy (*am-i-ot'-ro-fe*). See *amyotrophia*.

amyous (*am'-i-us*) [ἀ, priv.; μύς, muscle]. Weak; deficient in muscle or muscular strength.

amyrin (*am'-e-rin*) [*amyris*], $C_{16}H_{48}O$. A resinous principle derived from Mexican Elemi.

Amyris (*am'-e-ris*) [L.]. A genus of tropical trees and shrubs producing fragrant resins and gums, such as Elemi, etc.

amytal (*am'-it-al*). Trade term for isomylethylbarbituric acid, a local anesthetic. As a general anesthetic it is still *subjudice*.

amyxia (*am-iks'-i-ah*) [ἀ, priv.; μύξα, mucus]. Absence or deficiency of mucous secretion.

amyxis (*ah-miks'-is*) [ἀμύσσειν, to scarify]. Scarification.

amyxodes (*ah-miks-o'-dēz*). 1. Deficient in mucus; relating to amyxia. 2. Scarified; relating to amyxis.

amyxorrhea (*am-iks-o-re'-ah*) [ἀ, priv.; μύξα, mucus; ῥοία, flow]. Absence of the normal mucous secretion.

An. Abbreviation of *anode*.

-an, a suffix applied to a class of bodies related to the starch and sugar group.

ana (*an'ah*) [ἀνά, so much each]. A Greek preposition meaning *through, up, again,* etc. In prescriptions, contracted to *āā*, meaning *of each*.

-ana. A termination preferably used as a suffix to the name of a species around which others naturally cluster, in the naming of subsections or groups of species; *e. g.*, the group of species of *Helix* related to *H. pomatia* may be indicated by the term *pomatiana*

anabasis (*an-ab'-as-is*) [ἀναβαίνειν, to go up]. The increasing stage of acute disease

anabatic (*an-ab-at'ik*) [see *anabasis*] Increasing; growing more intense; as the *anabatic* stage of a fever

anabiosis (*an-ab-i-o'-sis*) [ἀναβιόειν, to come to life again] Renewed vitality in an apparently lifeless organism. Resuscitation; reanimation.

anabiotic (*an-ab-i-ot'-ik*) [ἀνά, again; βιός, life]. 1. Relating to anabiosis. 2. Restoring the strength or activity.

anabole (*an-ab'-o-le*) [ἀναβάλλειν, to throw up]. A throwing up; what is thrown up; vomit; vomiting; expectoration; regurgitation.

anabolergy (*an-ab-ol'-er-je*) [ἀναβάλλειν, to throw up; ἔργον, work] The force expended or work performed in anabolism or in anabolic processes.

anabolic (*an-ab-ol'-ik*) [ἀναβάλλειν, to throw up.] Pertaining to or characterized by anabolism.

anabolin (*an-ab'-o-lin*) [see *anabolic*]. Any substance formed during the anabolic process.

anabolism (*an-ab'-o-lizm*) [see *anabolic*]. Synthetic or constructive metabolism. Activity and repair of function; opposed to katabolism.

anabrosis (*an-ab-ro'-sis*) [ἀνάβρωσις, an eating up]. Corrosion, or superficial ulceration.

anabrotic (*an-ab-rot'-ik*) [ἀνάβρωσις, an eating up]. Pertaining to anabrosis; corrosive.

anacampsis (*an-ah-kamp'-sis*) [ἀνακάμπτειν, to bend back]. A flexure.

anacamptic (*an-ah-kamp'-tik*) [see *anacampsis*]. Reflected, as sound or light; pertaining to or causing a reflection.

anacamptics (*an-ah-kamp'-tiks*). The study of reflection of light or of sound.

anacamptometer (*an-ah-kamp-tom'-et-er*) [ἀνακάμπτειν, to bend back; μέτρον, a measure]. An apparatus for measuring reflexes.

Anacardium (*an-ah-kar'-de-um*) [ἀνά, up; καρδία, the heart, from its heart-shaped seeds]. 1. A genus of tropical trees. *A. occidentale* yields cashew-gum and the cashew-nut. 2. The oil of the pericarp of the cashew-nut, known as cardol, and used as an escharotic. It is said to be of value in leprosy. **a., ointment of,** 1 part of the tar to 8 of lard or vaselin, used as a blistering ointment. **a., tincture of,** 1 to 10 of rectified spirit. Dose 2–10 min. (0.12–0.6 Cc.).

anacatadidymous (*an-ak-at-ad-id'-im-us*) [ἀνά, up; κατά, down; δίδυμος, a twin]. Divided above

and below, but joined centrally into one; said of certain twin monsters.

anacatadidymus (*an-ak-at-ad-id'-im-us*) [*ἀνά*, up; *κατά*, down; *δίδυμος* a twin]. An anacatadidymous monstrosity.

anacatharsis (*an-ak-ath-ar'-sis*) [*ἀνά*, up; *κάθαρσις*, purgation]. Expectoration; vomiting.

anacathartic (*an-ak-ath-ar'-tik*) [*ἀνά*, up; *κάθαρσις*, purgation]. 1. Causing anacatharsis. 2. An expectorant, emetic, or sternutatory.

anachlorhydria (*an-ah-klor-hid'-re-ah*). The lack of hydrochloric acid in the gastric juice.

anacid (*an-as'-id*) [*ἀν*, priv.; *acidum*, acid]. Slightly acid; subacid; not having the normal amount of acidity.

anacidity (*an-as-id'-it-e*). The lack of normal acidity; subacidity; inacidity.

anacin (*an'-as-in*). Trade name of a preparation containing acetylsalicylic acid, acetphenetidin, quinine and caffeine; it is said to be antirheumatic, antipyretic, and analgesic.

anaclasimeter (*an-ak-las-im'-et-er*) [*anaclasis*; *μέτρον*, measure] An instrument for measuring the refraction of the eye

anaclasis (*an-ak'-las-is*) [*ἀνάκλασις*, a breaking-off or back]. 1. Reflection or refraction of light or sound. 2. A fracture. 3. Forcible flexion of a stiff joint.

anaclastic (*an-ak-las'-tik*) Pertaining to refraction, or to anaclasis.

anaclisis (*an-ak'-lis-is*) [*ἀνάκλισις*, reclining]. Decubitus; the reclining attitude

anacroasia (*an-ak-ro-a'-ze-ah*) [*ἀν*, priv.; *ἀκρόασις*, hearing]. Inability to understand words that are heard, while the same words if read by the patient are understood

anacrotic (*an-ak-rot'-ik*) [*ἀνά*, up; *κρότος*, a stroke]. Relating to or characterized by anacrotism.

anacrotism (*an-ak'-ro-tizm*) [see *anacrotic*]. The condition in which there is one or more notches on the ascending limb of the pulse-curve.

anacusia, anacusis (*an-ak-oo'-se-ah, an-ak-oo'-sis*) [*ἀν*, priv., *ἀκούειν*, to hear]. Complete deafness.

anadenia (*an-ad-e'-ne-ah*) [*ἀν*, priv.; *ἀδήν*, gland]. Insufficiency of glandular function. Chronic want of gastric secretion. **a. gastrica,** Ewald's name for achylia gastrica. **a. ventriculi,** see *achylia gastrica*

anadesma (*an-ah-dez'-mah*) [*ἀναδέσμη*, a fillet]. A band or fascia.

anadicrotic (*an-ah-di-krot'-ik*) [*ἀνά*, up; *δίς*, twice; *κρότος*, a stroke]. Characterized by anadicrotism.

anadicrotism (*an-ah-di'-krot-izm*) [see *anadicrotic*]. Dicrotism of the pulse-wave occurring in the upward stroke.

anadidymous (*an-ad-id'-im-us*) [*ἀνά*, up; *δίδυμος*, a twin] Cleft upward into two, while single below—said of certain joined twins.

anadidymus (*an-ad-id'-im-us*) [see *anadidymous*]. An anadidymous monster.

anadiplosis (*an-ah-dip-lo'-sis*) [*ἀνά*, up, back; *διπλόειν*, to double]. The reduplication or redoubling of a fever paroxysm.

anadiplotic (*an-ah-dip-lot'-ik*) [*ἀνά*, up; *διπλόειν*, to double]. Characterized by anadiplosis.

anadipsia (*an-ah-dip'-se-ah*) [*ἀνά*, intensive; *δίψα*, thirst]. Intense thirst.

anadrome (*an-ad'-ro-me*) [*ἀναδρομή*, a running up]. 1. An upward determination of the blood. 2. A pain ascending from the lower to the higher portion of the body. 3. See *globus hystericus.*

anæmatopoiesis (*an-e-mat-o-poi-e'-sis*). See *anematopoiesis.*

anæmatosis (*an-e-mat-o'-sis*). See *anematosis.*

anæmia (*an-e'-me-ah*). See *anemia.*

anæmic (*an-e'-mik*). See *anemic.*

anaerobe (*an-a'-er-ōb*). See *anaerobion.*

anaerobia (*an-a-er-o'-be-ah*) [*ἀν*, priv.; *ὁήρ*, air; *βίος*, life]. Plural of *anaerobion.* Microorganisms having the power of living without air or free oxygen. **a., facultative,** applied to organisms normally or usually living in the presence of oxygen, but capable of becoming anaerobic.

anaerobic (*an-a-er-o'-bik*) [see *anaerobia*]. Living in the absence of the oxygen or air. See *aerobic.*

anaerobion (*an-a-er-o'-be-on*). See *anaerobia.*

anaerobiosis (*an-a-er-o-bi-o'-sis*) [see *anaerobia*]. Life sustained in the absence of free oxygen; the power of living where there is no free oxygen.

anaerobiotic, anaerobious (*an-a-er-o-bi-ot'-ik, an-a-er-o'-be-us*) [see *anaerobia*] Capable of existing without free oxygen.

anaerophyte (*an-a'-e-ro-fit*) [*ἀν*, priv.; *ἀήρ*, air; *φυτόν*, a plant]. In biology, a plant capable of living without a direct supply of oxygen.

anaeroplastic (*an-a-er-o-plas'-tik*) [*ἀν*, priv.; *ἀήρ*, air; *πλάσσειν* to shape]. Pertaining to anaeroplasty.

anaeroplasty (*an-a'-er-o-plas-te*) [*ἀν*, priv.; *ἀήρ*, air; *πλάσσειν*, to shape]. The treatment of wounds by immersion in warm water, so as to exclude the air.

anæsthesia (*an-es-thē'-ze-ah*). See *anesthesia*

anæsthesin (*an-es'-thes-in*). Same as *anesthesin.*

anæsthetic (*an-es-thet'-ik*). See *anesthetic.*

anagenesis (*an-aj-en'-e-sis*) [*ἀναγέννησις*, regeneration]. Reparation or reproduction of tissues.

anagnosasthenia (*an-ag-nos-as-the'-ne-ah*) [*ἀνάγνωσις*, reading; *asthenia*]. Neurasthenia in which any attempt to read is accompanied by distressing symptoms.

anagoge, anagogia (*an-a-go'-je, an-a-go -je-ah*) [*ἀναγωγή*, a bringing up]. Vomiting **a. hæmatis, a. sanguinis,** a rush of blood to the head.

anagraph (*an'-a-graf*) [*ἀναγραφή*, a writing out]. A physician's prescription or recipe.

anagyrine (*an-aj-i'-rin*) [*ἀνά*, backward; *γῦρος*, a circle], CHN_2O_2. An alkaloid from the seeds of *Anagyris fœtida*, a leguminous shrub of Southern Europe. Its hydrochloride is poisonous, slowing the respiration, and interfering with the heart's action. **a. hydrobromide,** $C_{14}H_{18}N_2O_2 \cdot HBr$. Small, white, shining scales, soluble in water and alcohol, melting at 265° C. It is used as a heart stimulant.

anahæmatopoiesis (*an-ah-hem-at-o-poi-e'-sis*). Condition of hypofunction of the bone marrow.

anakhre (*an-ak'-er*). Synonym of *goundou* (*q. v.*).

anakroasia (*an-ak-ro-a'-ze-ah*). See *anacroasia.*

anakusis (*an-ak-oo'-sis*). See *anacusia.*

anal (*a'-nal*) [*anus*]. Pertaining to the anus.

analdia (*an-al'-de-ah*). See *marasmus.*

analepsia (*an-al-ep'-se-ah*). See *analepsis.*

analepsis (*an-al-ep'-sis*) [see *analeptic*]. 1. Recovery of strength after disease. 2. Suspension, as in a swing. 3. Epilepsy with gastric aura.

analeptic (*an-al-ep'-tik*) [*ἀναληπτικός*, restorative]. 1. Restorative. 2. Any agent restoring health after illness.

analeptol (*an-al-ep'-tol*). A tonic said to contain phosphorus, $\frac{1}{150}$ gr.; nux vomica extract, $\frac{1}{2}$ gr.; cinchona, 2 gr.; coca leaves, 1 gr., and aromatics.

analgecising solution (*an-al'-je-sis-izing*). A solution which produces analgesia.

analgecize (*an-al'-je-siz*) [*ἀνα*, priv.; *ἄλγος*, pain]. To render analgesic.

analgen (*an-al'-jen*) [ἀν, priv.; ἄλγος, pain], $C_{18}H_{14}N_2O_4$. A white, tasteless, crystalline powder, almost insoluble in water, soluble with difficulty in cold alcohol, but more readily in hot alcohol and dilute acids. It melts at 406.4° F. It is employed as an analgesic, antineuralgic, and antipyretic. Dose 10–30 gr. (0.65–2.0 Gm.).

analgesia (*an-al-je'-ze-ah*) [see *analgen*]. Insensibility to or absence of pain. **a. algera, a. dolorosa,** severe pain in a part with loss of general sensibility. **a. endoneural,** analgesia resulting from injection of an analgesic solution through the fibrous sheath of the nerve and directly into the nerve fibers. **a. intraneural,** same as *a. endoneural.* **a. panaris,** synonym of *Morvan's disease.*

analgesic (*an-al-je'-sik*) [see *analgen*]. 1. Anodyne; relieving pain. 2. Affected with analgesia. 3. A remedy that relieves pain.

analgesin (*an-al'-je-sin*). See *antipyrine.*

analgetic (*an-al-je'-tik*). See *analgesic.*

analgia (*an-al'-je-ah*) [ἀν, priv.; ἄλγος, pain]. Absence of pain.

analgic (*an-al'-jik*) [see *analgen*]. Analgesic.

analgin (*an-al'-jin*). Synonym of *creolin.*

anallergic (*an-al-er'-jic*) [ἀ, priv.; *allergy*]. Not allergic; denoting a serum which does not produce anaphylaxis.

analogue, analog (*an'-al-og*) [ἀνάλογος, conformable]. A part or organ having the same function as another, but with a difference of structure. The correlative term, *homologue,* denotes identity of structure with difference of function. The wing of the butterfly and that of the bird are *analogous,* but the wing of a bird and the arm of a man are *homologous.*

analogous (*an-al'-o-gus*) [see *analogue*] Conforming to, proportionate, answering to.

analogy (*an-al'-o-je*) [ἀνάλογος, comformable]. Similarity in function or origin between parts or organs, without identity.

analosis (*an-al-o'-sis*) [ἀνάλωσις, expenditure]. A wasting away, atrophy.

analysis (*an-al'-is-is*) [ἀναλύειν, to unloose]. The resolution of a compound body into its constituent parts. **a., absorptiometric,** the determination of the composition of gaseous bodies by observation of the amount of absorption which occurs on exposure to a liquid in which the coefficient of absorption of different gases is already known. **a., clinical,** a thorough examination of symptoms, lesions, and history to determine the nature of a disease and its cause. **a., densimetric,** analysis of a subject by means of determining the specific gravity of the solution and thus estimating the amount of dissolved matter. **a., dry,** that by means of blowpipe, etc.; also spectral analysis. **a., eudiometric,** see *a., gasometric.* **a., gasometric,** the determination of the constituents of gaseous compounds, especially the determination of the amount of oxygen in specimens of atmospheric air. **a., gravimetric,** the quantitative determination, by weight, of the elements of a body. **a., immediate,** see *a., proximate.* **a., indirect,** a quantitative estimation of the elements of a compound obtained not by isolating them, but by causing them to form new combinations and observing the relation of the molecular weight of these to that of the original body. **a., inorganic,** that of inorganic matter. **a., microchemical,** chemical analysis with the aid of a microscope. **a., organic,** the determination of the elements of matter formed under the influence of life. The analysis of animal and vegetable tissues. **a., polariscopic,** analysis conducted with the polariscope. **a., prismatic,** spectral analysis. **a., proximate,** the determination of the simpler compound into which a substance may be resolved. **a., qualitative,** the determination of the nature of the elements that compose a body. **a., quantitative,** the determination of the proportionate parts of the various elements of a compound. **a., radiation,** a method of analysis based upon discoveries of Becquerel and taking advantage of the comparative radioactivity of various metals. **a., spectrum,** the determination of the composition of a body by means of the spectroscope. **a., thermometric,** analysis by means of observation of the varying temperature produced by the interaction of substances mixed or combined together. **a., ultimate,** the resolution of a compound into its ultimate elements. **a., volumetric,** the quantitative determination of a constituent by volume. **a., wet,** analysis conducted by means of solutions and precipitations.

analyst (*an'-al-ist*). The person who makes an analysis; analyzer.

analytic (*an-al-it'-ik*) [*analysis*]. Pertaining to analysis.

analyzer (*an'-al-i-zer*) [see *analysis*]. 1. An analyst. 2. In a polariscope, the Nicol prism, which exhibits the properties of light after polarization. 3. An apparatus for recording the excursions of tremor movements.

Anam ulcer. A form of phagedena, common in hot countries; Oriental boil.

Anamirta (*an-am-er'-ta*). A genus of *Menispermaceæ. A. paniculata,* or *Menispermum cocculus,* is the source of cocculus indicus.

anamirtin (*an-am-er'-tin*) [*Anamirta,* a genus of plants], $C_{15}H_{16}O_2$. A glycerid derived from cocculus indicus, the berry-like fruit of *Anamirta paniculata.*

anamnesia (*an-am-ne'-ze-ah*). See *anamnesis.*

anamnesis (*an-am-ne'-sis*) [ἀνάμνησις, a recalling to mind]. 1. The faculty of memory; recollection. 2. That which is remembered; information gained from the patient and others regarding the past history of a case.

anamnestic (*an-am-nes'-tik*) [see *anamnesis*]. 1. Pertaining to the anamnesis, or history of a case. 2. Remembering. 3. Restorative of the memory.

anamnionic (*an-am-ne-on'-ik*). Same as *anamniotic.*

anamniotic (*an-am-ne-ot'-ik*) [ἀν, priv; ἀμνίον, amnion]. Without an amnion.

anamorphosis (*an-am-orf-o'-sis*) [νάά, again; μορφοέιν, to form]. 1. Distortion or anomaly of development. In biology, gradual change of form in successive members of a group. 2. In optics, that process by which a distorted image is corrected by means of a curved mirror. **a., catoptric,** correction of a distorted image by means of a conic or cylindric mirror. **a., dioptric,** correction of a distorted image by means of a pyramidal glass.

ananabasia (*an-an-ab-a'-ze-ah*) [ἀν, priv.; ἀνάβασις, an ascending]. A form of abulia manifested by incapacity to ascend heights.

ananaphylaxis (*an-an-ah-fil-ak'-sis*). A condition which neutralizes anaphylaxis; it is wrongly termed antianaphylaxis.

ananastasia (*an-an-as-ta'-ze-ah*) [ἀν, priv.; ἀνάστασις, a rising up]. An abulistic inability to rise from a sitting posture.

anandria (*an-an'-dre-ah*) [ἀν, priv.; ανήρ, man]. Lack of virility; impotence.

anangioplasia (*an-an-je-o-pla'-se-ah*) [ἀν, priv.; ἀγγεῖον, a vessel; πλάσσειν, to form]. Congenital narrowing of the caliber of the blood vessels.

anangioplasm (*an-an'-je-o-plasm*) [ἀν, priv.; ἀγγεῖον, a vessel; πλάσμα, something formed]. Imperfect vascular development.

anapausis (*an-ah-paws'-sis*) [ἀνάπαυσις, rest]. Hypnotic inducement of calm sleep by allaying excitement

anapeiratic (*an-ap-i-rat'-ik*) [ἀναπειρᾶσθαι, to do again]. A condition due to excessive exercise, as in writers' cramp.

anaphalantiasis (*an-af-al-an-ti'-as-is*) [ἀνά, up; φάλαθος, bald in front]. The falling out of the eyebrows.

anaphase (*an'-af-āz*) [ἀνά, up; φάσις, a phase]. The phenomenon of karyokinesis immediately preceding the formation of the daughter-stars, and up to the formation of the resting daughter-nuclei.

anaphia (*an-a'-fe-ah*) [ἀν, priv.; ἀφή, touch]. 1. Defective sense of touch. 2. A state of abnormal sensitiveness to touch. 3. A state in which nothing is learned by palpation.

anaphora (*an-af'-or-ah*) [ἀναφορά, a bringing up]. 1. A bringing up, as by coughing 2. Recovery from illness. 3 Rush of blood to the head. 4. A violent inspiration or respiration.

anaphoresis (*an-af-or-e'-sis*) [ἀν, priv ; φέρειν, to carry] Diminished activity of sweat-glands.

anaphoretic (*an-ah-for-et'-ik*). 1. Checking perspiration 2. An agent that checks the secretion of sweat.

anaphoria (*an-af-o'-re-ah*). An upward tendency of the eyes and of the visual axes.

anaphrodisia (*an-af-ro-diz'-e-ah*) [ἀν, priv.; Ἀφροδίτη, Venus] Impairment of sexual appetite

anaphrodisiac (*an-af-ro-diz'-e-ak*). 1. Relating to, affected by, or causing anaphrodisia. 2 An agent that allays the sexual desire

anaphrodite (*an-af'-ro-dīt*). An individual affected with anaphrodisia.

anaphylactic (*an-ah-fil-ak'-tik*) [ἀν, priv.; φύλαξ, a guardian]. 1 Having the property of diminishing immunity instead of reinforcing it. 2. A serum which diminishes immunity. **a. shock**, the general condition produced by the repeated injections of foreign serum.

anaphylactin (*an-ah-fil-ak'-tin*). A substance supposed to produce anaphylaxis; "a toxic, or irritating nonassimilable substance, assumed to be part of the proteid introduced on first injection, which renders the tissue cells abnormally susceptible to reinjections of the same substance."

anaphylactogen (*an-ah-fil-ak'-to-jen*). A substance which is capable of inducing the state of anaphylaxis.

anaphylatoxin (*an-ah-fil-ah-tok'-sin*). The poisonous substance which produces the symptoms in anaphylaxis; it is non-specific, and is supposed to be formed by anaphylactin and the newly injected protein.

anaphylaxis (*an-ah-fil-ak'-sis*). Induction of disease; specifically, an intoxication due to the union of a foreign substance with antibodies produced by previous introduction of the same substance; an animal showing such acquisition of susceptibility is said to have become sensitized to that particular substance. The condition is the opposite to immunity.

anaphylaxy (*an-ah-fil-aks'-e*). See *anaphylaxis*. The stage of growth and development; the period before full maturity.

anaphylodiagnosis (*an-ah-fil-o-di-ag-no'-sis*). Diagnosis by the aid of anaphylactic reactions.

anaplase (*an'-ap-lāz*) [ἀνά, up; πλάσσειν, to build].

anaplasia (*an-ah-pla'-ze-ah*). 1. The tendency of certain tissues toward reversion to an earlier or embryonal type. 2. A similar tendency in cells to revert to a less differentiated condition, prior to cell division.

anaplasis (*an-ah-pla'-sis*). See *anaplasty*.

anaplasm (*an'-ah-plazm*). See *anaplasty*.

anaplast (*an'-ap-last*) [ἀναπλάσσειν, to shape]. See *leukoplast*.

anaplastic (*an-ap-las'-tik*) [ἀναπλάσσειν, to build up]. 1. Relating to anaplasty, restoring a lost or defective part. 2. Agent that facilitates repair. **a. surgery**, anaplasty.

anaplasty (*an'-ap-las-te*). An operation for the restoration of lost parts; plastic surgery.

anaplerosis (*an-ap-le-ro'-sis*) [ἀνά, up; πληρόειν, to fill]. The restoration or repair of a wound, sore, or lesion in which there has been a loss of substance.

anaplerotic (*an-ap-le-rot'-ik*) [ἀνά, up; πληρόειν, to fill]. 1 Promotive of repair, favoring granulation. 2. A remedy or application that promotes repair.

anapnograph (*an-ap'-no-graf*) [ἀναπνοή, respiration; γράφειν, to write]. An apparatus registering the movements of (1) inspiration and expiration, (2) the quantity of air inhaled.

anapnoic (*an-ap-no'-ik*) [ἀνά, against; ἄπνοια, want of breath]. 1. Relieving dyspnea. 2. Favoring respiration.

anapnometer, anapneometer (*an-ap-nom'-et-er, an-ap-ne-om'-et-er*) [ἀναπνοή, respiration; μέτρον, a measure]. An anapnograph.

anapophysis (*an-ap-of'-is-is*) [ἀνά, back; ἀπόφυσις, an offshoot]. An accessory process of a lumbar or dorsal vertebra, corresponding to the inferior tubercle of the transverse process of a typical dorsal vertebra.

anaptic (*an-ap'-tik*) [ἀν, priv.; ἀφή, touch]. Pertaining to or marked by anaphia: loss of the tactile sense.

anarcotine (*ah-nar'-ko-tin*) [ἀ, priv ; narcotic]. Narcotine, which from its lack of narcotic power is mis-named.

anarithmia (*an-ar-ith'-me-ah*). An inability to count.

anarrhea, or **anarrhœa** (*an-ar-e'-ah*) [ἀνά, up; ῥοία, flow]. Afflux to an upper part, as of blood to the head

anarrhexis (*an-ar-eks'-is*) [ἀνά, up; ῥῆξις, fracture]. Surgical refracture of a bone.

anarthria (*an-ar'-thre-ah*) [ἀν, priv.; ἄρθρον, articulation]. 1. Defective articulation. 2. Absence of vigor. 3. Without joints. **a. centralis**, partial aphasia due to central lesion. **a. literalis**, stammering.

anarthrous (*an ar'-thrus*) [ἀν, priv.; ἄρθρον, a joint]. Jointless. So corpulent that no joints are visible. 2. Lacking vigor. 3. Inarticulate.

anasarca (*an-ah-sar'-kah*) [ἀνά, through; σάρξ, the flesh]. An accumulation of serum in the subcutaneous areolar tissues of the body. Syn. *catasarca; epsarcidium; hydrodermus; intercus; hydrops cellularis.* **a., acute**, a form in which the flesh preserves its normal color and the depression made by the finger disappears quickly. **a. a fluxu**, that due to loss of body-fluids, as in diarrhea or diabetes. **a. americana**, South American disease marked by sleepiness, headache, debility, and swelling of the abdomen,

said to be due to the ingestion of sea-crabs. **a., essential,** that due to malnutrition. **a. exanthematica,** that attributed to the suppression of an exanthem, especially erysipelas. **a. urinosa,** that due to suppression of urine. Syn., *urinary leukophlegmasia.*

anasarcin (*an-ah-sar'-sin*). A remedy for dropsy, said to consist of the active principles of *Oxydendron arboreum, Sambucus nigra,* and *Urginea scilla.* Trade name of a remedy claiming to be a heart tonic and diuretic.

anasarcous (*an-ah-sar'-kus*) [see *anasarca*]. Affected with anasarca.

anasomia (*an-ah-so'-me-ah*) [ἀνά, up; σῶμα, body]. A deformed condition in which the limbs are abnormally adherent to the body.

anaspadiac (*an-ah-spa'-di-ak*). A person affected with anaspadias.

anaspadias (*an-as-pa'-de-as*) [ἀνά, up; σπάειν, to draw]. A urethral opening upon the upper surface of the penis.

anaspasis (*an-ah-spa'-sis*) [see *anaspadias*]. 1. A contraction. 2. Revulsion.

anastalsis (*an-as-tal'-sis*). A term suggested by Cannon for the upward moving wave of contraction occurring in the first part of the colon during digestion There is no preceding wave of inhibition.

anastaltic (*an-as-tal'-tik*) [ἀναστολικός, checking; putting back]. 1. Strongly astringent. 2. Centripetal; afferent

anastasis (*an-as'-tas-is*) [ἀνάστασις, a setting up]. 1. Recovery; convalescence. 2. An upward afflux of the body humors. 3. Resuscitation of one apparently dead.

anastate (*an'-as-tāt*) [ἀνάστατος, caused to rise]. Any substance that appears in or is characteristic of an anabolic process.

anastatic (*an-as-tat'-ik*) [see *anastasis*]. Tending to recovery; restorative

anastigmatic (*an-ah-stig-mat'-ik*). Free from astigmatism; said especially of photographic objectives which are corrected for astigmatism as well as for spheric and chromatic aberration.

anastole (*an-as'-to-le*) [ἀνασταλή, retracted]. Retraction; shrinking away, as of the lips of a wound.

anastomose (*an-as'-to-mōz*) [see *anastomosis*]. To produce anastomosis, to communicate by anastomosis.

anastomosis (*an-as-to-mo'-sis*) [ἀναστομόειν, to bring to a mouth]. 1. The intercommunication of blood-vessels. 2. The establishment of a communication between two hollow parts or between two distinct portions of the same organ. See *a., intestinal.* 3. A whetting of the appetite. **a., crucial,** an arterial anastomosis in the upper part of the thigh, formed by the anastomotic branch of the sciatic, the first perforating, the internal circumflex, and the transverse branch of the external circumflex arteries. **a., entero-.** See *enteroanastomosis.* **a., intestinal,** an operation consisting in establishing a communication between two parts of the intestine.

anastomotic (*an-as-to-mot'-ik*) [see *anastomosis*]. 1. Pertaining to anastomosis. 2. Sharpening the appetite. 3. Aperient. 4. Causing dilation of the peripheral blood-vessels. 5. A communicating artery or vein. See under *artery* and under *vein.*

anastomotica (*an-as-to-mot'-ik-ah*). 1. A communicating artery or vein. 2. Tonic, aperient, or deobstruent medicines. **a. magna,** see under *artery.*

anastomotris (*an-as-to-mo'-tris*) [L.; pl., *anastomotrides*]. Any kind of a dilating instrument.

anastrophe (*an-as'-tro-fe*) [ἀναστρέφειν, to turn upside down]. Inversion, particularly of the viscera.

anatherapeusis (*an-ath-er-ap-u'-sis*) [ἀνά, up; θεραπεύσις, medical treatment]. Treatment by increasing doses.

anathrepsis (*an-ath-rep'-sis*) [ἀναθρεψις, a fresh growth]. A renewal of lost flesh after recovery.

anathreptic (*an-ath-rep'-tik*) [ἀναθρεψις, a fresh growth]. Restorative of lost flesh; nutritive.

anatomical, anatomic (*an-at-om'-ik-al, an-at-om'-ik*) [*anatomy*]. Pertaining to anatomy. **a. tubercle,** see *verruca necrogenica.*

anatomicochirurgical (*an-a-tom-ik-o-ki-rur'-jik-al*). Relating to anatomy and surgery.

anatomicomedical (*an-at-om-ik-o-med'-ik-al*). Relating to medicine and anatomy or to medical anatomy.

anatomicopathological (*an-at-om-ik-o-path-o-loj'-ik-al*). Pertaining to anatomy and pathology.

anatomicophysiological (*an-at-om-ik-o-fiz-e-o-loj'-ik-al*). Relating to anatomy and physiology.

anatomicosurgical (*an-at-om-ik-o-sur'-je-kal*). Relating to anatomy and surgery.

anatomist (*an-at'-om-ist*) [see *anatomy*]. One who is expert in anatomy. **a.'s snuff-box,** the triangular space between the tendons of the extensor of the metacarpal bone of the thumb and the extensor of the first phalanx on the back of the hand.

anatomize (*an-at'-om-īz*). To dissect.

anatomy (*an-at'-o-me*) [ἀνά, up; τέμνειν, to cut]. The science of the structure of organs or of organic bodies **a., applied,** anatomy as concerned in the diagnosis and treatment of pathological conditions. **a., artificial,** the study of anatomy from artificial models. **a., artistic,** that branch of anatomy treating of the external form of men and animals, their osseous and muscular systems, and the relative size of different parts and members of their bodies. **a., clastic,** the study of anatomy by means of models in which the different layers can be removed to show the position and relations of the structures underneath. **a., comparative,** the investigation and comparison of the anatomy of different orders of animals or of plants, one with another. **a., descriptive,** a study of the separate and individual portions of the body, apart from their relationship to surrounding parts. **a., general,** that branch of descriptive anatomy treating of the structure and physiological properties of the tissues and their arrangement into systems without regard to the disposition of the organs of which they form a part. **a., gross,** anatomy dealing with the naked-eye appearance of tissues. **a., homological,** the study of the correlations of the several parts of the body. **a., medical,** the application of anatomy to a study of the causation and symptomatology of nonsurgical diseases. **a., microscopical, a., minute,** that studied under the microscope. **a., morbid, a., pathological,** a study of diseased structures. **a., physiognomonical,** the study of expressions depicted upon the exterior of the body, especially upon the face. **a., physiological,** an anatomical study of tissues in respect to their functions. **a., practical,** dissection. **a., regional,** a study of limited parts or regions of the body, the divisions of which are collectively or peculiarly affected by disease, injury, operations, etc.

a., surgical, the application of anatomy to surgery. **a., topographical,** the anatomy of a part in its relation to other parts. **a., transcendental,** the study of the general design of the body, and of the particular design of the organs. Anatomy as related to theories of type, and evolution. **a., vegetable,** the branch of botany which treats of the relative position, form, and structure of the organs of plants. **a., veterinary,** anatomy of domestic animals.

anatoxic (*an-at-ox'-ik*). Same as *anaphylactic.*

anatoxin (*an-at-ox'-in*). Diphtheria toxin so modified that the toxic properties are reduced while the antigenic properties are retained.

anatresis (*an-at-re'-sis*) [*ἀνατιτρᾶν*, to bore through]. Perforation; trephining.

anatricrotic pulse (*an-ah-trī-krot'-ik*). A pulse wave with three breaks on the ascending curve.

anatripsis (*an-at-rip'-sis*) [*ἀνατριψις*, a rubbing]. 1. Rubbing; removing a part or growth by scraping or rubbing; inunction. 2 Upward or centripetal massage movement. 3. A crushing, as of calculi. 4 Itching, scratching to allay itching

anatriptic (*an-at-rip'-tik*) [see *anatripsis*]. A medicine to be applied by rubbing.

anaxon, anaxone (*an-aks'-on*) [*ἀν*, priv.; *axis*]. A neuron devoid of axis-cylinder processes.

anazotic (*an-az-ot'-ik*) [*ἀν*, priv.; *azotum*, nitrogen]. Without azote or nitrogen.

anazoturia (*an-az-ot-ū'-re-ah*) [*ἀν*, priv.; *azotum*, nitrogen; *οὖρον*, urine]. A condition of deficient excretion of nitrogen in the urine, the urea being chiefly diminished.

anazyme (*an'-a-zīm*). The commercial name for a combination of carbolic and boric acids; it is a substitute for iodoform.

AnCC. Abbreviation for anodal closure contraction.

anchilops (*an'-kil-ops*). See *anchylops.*

anchone (*an'-ko-nē*) [*ἄγχειν*, to strangle]. A spasmodic constriction of the throat in hysteria.

anchorage (*an'-kor-aj*). 1. The fixation of a floating or displaced viscus, whether by a natural process or by surgical means. 2. In dentistry, the means adopted for the retention of a dental filling, particularly its initial portion.

anchoralis (*an-ko-ra'-lis*) [*ancora*, an anchor]. The coronoid process of the ulna.

anchusin (*an'-kū-sin*) [*ἄγχουσα*, alkanet], $C_{31}H_{16}O_8$. The red coloring-matter found in alkanet-root. See *alkanet.*

anchyloblepharon (*an-kil-o-blef'-ar-on*). See *ankyloblepharon.*

anchyloglossia (*an-kil-o-glos'-e-ah*). See *ankyloglossia.*

anchylops (*an'-kil-ops*) [*ἄγχι*, near; *ὤψ*, the eye]. Abscess at inner angle of eye, prior to rupture.

anchylosis (*an-kil-o'-sis*). See *ankylosis.*

anchylostomiasis (*an-kil-o-sto-mi'-as-is*). See *ankylostomiasis.*

anchylostomum (*an-kil-os'-to-mum*). See *ankylostoma.*

ancipital (*an-sip'-it-al*) [*anceps*, double]. Two-edged.

ancistrum (*an-sis'-trum*) [*ἄγκιστρον*, a fish-hook]. A surgical hook.

ancon (*an'-kon*) [*ἀγκών*, the elbow]. Originally the olecranon process; applied to the elbow generally.

anconad (*an'-ko-nad*) [*ἀγκών*, the elbow]. Toward the olecranon, or elbow.

anconagra (*an-kon-a'-grah*) [*ἀγκών*, the elbow. *ἄγρα*, a seizure]. Arthritic pain at the elbow.

anconal, anconeal (*an'-kon-al, an-ko'-ne-al*) [*ἀγκών*, the elbow]. Pertaining to the elbow.

anconen (*an'-kon-en*) [*ἀγκών*, the elbow]. Belonging to the ancon in itself.

anconeus (*an-ko-ne'-us*). See under *muscle.*

anconitis (*an-kon-ī'-tis*) [*ἀγκών*, the elbow; *ιτις*, inflammation]. Inflammation of elbow joint.

anconoid (*an'-kon-oid*) [*ἀγκών*, the elbow]. Resembling the elbow.

ancyloglossum (*an-sil-o-glos'-um*). See *tongue-tie.*

ancylomele (*an-sil-o-me'-le*). See *ankylomele.*

Ancylostoma. See *Ankylostoma.*

ancyra (*an'-si-rah*) [*ἄγκυρα*, an anchor]. A hook.

ancyroid (*an'-sir-oid*) [*ἄγκυρα*, anchor; *εἶδος*, form]. Shaped like an anchor.

Andernach's ossicles. See *Wormian bones.*

Anders' disease (*an'-ders*) [James M. *Anders*, American physician, 1854–]. Adiposis tuberosa simplex.

Andersch's ganglion [Carl Samuel *Andersch*, German anatomist]. The petrosal ganglion. **A.'s nerve,** see *Jacobson's nerve.*

Anderson's ointment, an ointment made of bismuth oxide 1 part, oleic acid 8 parts, white wax 3 parts, soft white paraffin 9 parts; used as an antipruritic. **A.'s pill.** The compound gamboge pill. **A.'s reaction for distinguishing between quinoline and pyridine salts,** the chloroplatinates of the latter, when boiled with water, are changed into insoluble double salts with the elimination of hydrogen chloride, whereas the former remain in solution.

andolin (*an'-do-lin*). Trade name for a mixture of anesthetics for spinal analgesia. It is said to contain eucaine, stovaine, adrenalin hydrochloride and saline solution.

Andral's decubitus [Gabriel *Andral*, French physician, 1797–1876] The position usually assumed in the early stage of pleurisy by the patient, who seeks to alleviate the pain by lying on the sound side.

andranatomy (*an-dra-nat'-o-me*) [*ἀνήρ*, a man; *ἀνατομία*, anatomy]. Human anatomy; the anatomy or dissection of a man.

Andreasch's reaction for cystein. To the hydrochloric acid solution add a few drops of dilute ferric chloride solution and then ammonia. The liquid will become a dark purplish red.

androgalactozemia (*an-dro-gal-ak-to-ze'-me-ah*) [*ἀνήρ*, man; *γάλα*, milk; *ζημία*, loss]. The oozing of milk from the male mamma.

androgenous (*an-droj'-en-us*) [*ἀνήρ*, a man; *γεννᾶν*, to bear]. Giving birth to males.

androgyna (*an-droj'-in-ah*) [*ἀνήρ*, a man, *γυνή*, woman]. A hermaphrodite; a female in whom the genital organs are similar to those of the male.

androgyneity (*an-droj'-in-e-it-e*) [see *androgyna*]. Hermaphroditism.

androgynism (*an-droj'-in-izm*) [*ἀνήρ*, man; *γυνή*, woman]. Hermaphroditism.

androgynous (*an-droj'-in-us*) [*ἀνήρ*, man; *γυνή*, woman]. • Hermaphrodite. Having the characteristics of both sexes.

androgynus (*an-droj-in-us*) [see *androgyna*]. A hermaphrodite. A male with genital organs similar to those of the female.

androgyny (*an-droj'-in-e*) [*androgyna*]. Hermaphroditism.

androkin (*an'-dro-kin*) [*ἀνήρ*, man; *κινεῖν*, to move]. A hormone, $C_{19}H_{30}O_2$, derived from the oil in human urine. It is the regenerative principle of the testis. Also *androk'inin; androk'ynin.*

androlepsia (*an-dro-lep'-si-ah*) [*ἀνδρολῆψια*, a seizure of men]. The process of fecundation in the female.

andrology (*an-drol'-o-je*) [ἀνήρ, man; λόγος, science]. 1. The science of man, especially of the male sex. 2. The science of the diseases of the male genitourinary organs.

andromania (*an-dro-ma'-ne-ah*) [ἀνήρ, a man; μανία, madness]. Nymphomania.

andrometoxin (*an-drom-et-oks'-in*) [*Andromeda*; τοξικόν, poison]. A poisonous anodyne principle found in *Andromeda japonica*, occurring in *Kalmia latifolia* and some other ericaceous plants and found in poisonous honey from Trebizond.

andromorphous (*an-dro-mor'-fus*) [ἀνήρ, man; μορφή, form]. Shaped like a man.

androphobia (*an-dro-fo'-be-ah*) [ἀνήρ, a man; φόβος, fear]. Fear or dislike of the male sex.

androphonomania (*an-dro-fo-no-ma'-ne-ah*) [ἀνδροφόνος, man-killing; μανία, madness]. Homicidal insanity.

androsymphysia, androsymphysis (*an-dro-sim-fiz'-e-ah, an-dro-sim'-fiz-is*) [ἀνήρ, a man; σύν, together; φύειν, to grow]. 1. A monstrosity formed by the fusion of two male fetuses. 2. The growing together of the male genitalia.

-ane. A suffix for a saturated hydrocarbon.

androtin (*an'-dro-tin*). See *androkin*.

anebous (*an-e'-bus*) [ἀνηβος]. Not come to man's estate; not having reached puberty; immature.

anecpyetous (*an-ek-pi-e'-tus*) [ἀνεκπύητος]. 1. Not suppurating. 2. Preventing suppuration; insuppurable.

anectasia (*an-ek-ta'-se-ah*). See *anectasis*.

anectasin (*an-ek'-ta-sin*) [ἀν, priv.; ἐκ, out of; τείνειν, to stretch]. A product of bacterial action with an influence on the vasomotor nerves contrary to *ectasin* (*q. v.*).

anectasis (*an-ek'-tas-is*) [ἀν, priv.; ἔκτασις, extension]. Deficient size of an organ or part.

anedemin (*an-e-de'-min*). Trade name of a dropsy remedy. It is said to contain squill, strophanthus, apocynum, and sambucus.

anedeus (*an-e'-de-us*)[ἀ, priv.; αἰδοια, the genitals]. Lacking genital organs.

aneilema (*an-i-le'-mah*) [ἀνά, up; εἰλεεῖν, to roll]. Flatulence; air or wind in the bowels; colic.

aneilesis (*an-i-le'-sis*) [ἀνειλεεῖν, to roll together]. 1. See *aneilema*. 2. Twisting of the body in athletics. 3. Evolution.

Anel's operation for aneurysm [Dominique *Anel*, French surgeon, 1628–1725]. Ligation on the cardiac side close to the aneurysm. See *ligation*. **A.'s probe, A.'s sound,** a fine probe used for exploring or dilating the lacrimal puncta and lacrimal canals. **A.'s syringe,** a syringe used in injecting fluids into the lacrimal passages.

anelectric (*an-el-ek'-trik*) [ἀν, priv.; ἤλεκτρον, amber]. 1. Readily giving up electricity. 2. A good conductor; a substance which readily parts with electricity.

anelectrode (*an-el-ek'-trōd*) [ἀνά, upward; *electrode*]. The positive pole of a galvanic battery; anode.

anelectrotonic (*an-el-ek-tro-ton'-ik*) [ἀν, priv.; ἤλεκτρον, electricity; τόνος, tension]. Relating to anelectrotonus.

anelectrotonus (*an-el-ek-trot'-o-nus*) [see *anelectrotonic*]. The decreased irritability that is present in a nerve in the neighborhood of the anode.

anematosis, anæmatosis (*an-e-ma-to'-sis*). 1. General anemia. 2. Idiopathic anemia.

anemia (*an-e'-me-ah*) [ἀν, priv.; αἷμα, blood]. Deficiency of blood as a whole, or deficiency of the number of the red corpuscles or of the hemoglobin. It may be *general* or *local*. Local anemia, or *ischemia*, is the result of mechanical interference with the circulation of the affected part. General anemia is either idiopathic or symptomatic. **a., aplastic,** anemia in which the formative processes in the bone marrow do not take place. **a., cytogenic,** synonym of *a., idiopathic*. **a., drepanocytic,** sickle cell anemia. **a., essential,** synonym of *a., idiopathic*. **a., idiopathic,** a form in which the lesion is in the blood or in the blood-making organs. **a., infantum pseudoleukæmia,** a form of primary anemia described by von Jaksch as peculiar to the young child. Morse holds that chlorosis is a condition wholly foreign to infantile life and that von Jaksch's disease does not represent a distinct clinical entity. **a., lymphatic,** synonym of *Hodgkin's disease;* see *lymphadenoma*. **a., malignant,** see *pernicious anemia*. **a., miners,** see *uncinariasis*. **a., myelogenous,** anemia attended with hyperplasia of myelogenous tissue. **a., negative,** an anemia associated with erythroblasts but without diminution in the number of red cells per cubic millimeter. **a., paludal,** anemia associated with or caused by malaria. **a., pernicious,** see *pernicious anemia*. **a., primary,** see *a., idiopathic*. **a., secondary,** that due to a distinct cause, as hemorrhage, cancer, wasting discharges, poisons, etc. Syn., *symptomatic anemia*. **a., septic,** one which is septic to secondary conditions, usually about the mouth. **a., sickle cell,** one occurring in the negro race and characterized by the red blood cells assuming a crescent-shape or sickle-shape. **a., splenic,** chronic anemia with enlarged spleen, blood-changes, chloranemia, leukopenia, hemorrhages from the stomach, and pigmentation of the skin. **a., symptomatic,** see *a., secondary*. **a., tunnel,** see *uncinariasis*.

anemic (*an-em'-ik*) [see *anemia*]. Pertaining to anemia. **a. infarct,** a wedge-shaped area of coagulation-necrosis occurring in organs possessing terminal arteries. **a. murmur,** a murmur heard in anemic conditions, soft and blowing in character, and disappearing with the anemia. It is generally heard over the base of the heart. **a. necrosis,** the coagulation-necrosis of tissues resulting from the sudden stoppage of the supplying artery.

anemometer (*an-e-mom'-et-er*) [ἄνεμος, wind; μέτρον, a measure]. An instrument for measuring the velocity of the wind.

Anemone (*an-em'-on-ne*) [ἀνεμώνη, the windflower]. A genus of ranunculaceous herbs, most of which have active medicinal and poisonous qualities. See *pulsatilla*.

anemonin (*an-em'-o-nin*) [see *anemone*]. $C_{15}H_{12}O_6$. The active principle of the anemone. It is given in bronchitis, asthma, and spasmodic cough. Dose ½–¾ gr. (0.016–0.048 Gm.) twice daily.

anemonol (*an-em'-on-ol*) [ἀνεμώνη, wind-flower; *oleum*, oil]. The volatile oil extracted from anemone; it is a powerful vesicant.

anemopathy (*an-em-op'-ath-e*) [ἄνεμος, wind; πάθος, disease]. Therapeutic treatment by inhalation.

anemophobia (*an-e-mo-fo'-be-ah*) [ἄνεμος, wind; φόβος, fear]. Dread of draughts or of winds.

anemotrophy, or anæmotrophy (*an-em-ot'-ro-fe*) [ἀν, priv.; αἷμα, blood; τροφη, nourishment]. A deficiency of blood nourishment; an impoverished state of the blood.

anempeiria (*an-em-pi'-re-ah*). Anempiria.

anempiria (*an-em-pir'-e-ah*) [ἀν, priv.; ἐμπειρία, experience]. Lack of experience or practical knowledge.

anemydria, anæmydria (*an-em-id'-re-ah*) [ἀ, priv.; αἷμα, blood; ὕδορ, water]. Insufficiency of the watery element in blood.

anencephalia (*an-en-sef-a'-le-ah*) [ἀν, priv.; ἐγκέφαλος, brain]. Congenital absence of the brain.

anencephalic (*an-en-sef-al'-ik*) [ἀν, priv.; ἐγκέφαλος, brain]. Pertaining to or characterized by anencephalia.

anencephalohemia (*an-en-sef-al-o-he'-me-ah*) [ἀν, priv.; ἐγλέφαλος, brain; αἷμα, blood]. Insufficiency of blood in the brain.

anencephaloid (*an-en-sef'-al-oid*) [ἀν, priv.; ἐγκέφαλος, brain] Pertaining to anencephalia.

anencephaloneuria (*an-en-sef-al-on-ū -re-ah*) [ἀν, priv.; ἐγκέφαλος, brain; νεῦρον, a nerve]. Imperfect nerve-action of the brain.

anencephalotrophia, or **anencephalotrophy** (*an-en-sef-al-o-tro -je-ah* or *-lot'-ro-fe*) [ἀν, priv.; ἐγκέφαλος, brain; τροφή, nutrition]. Atrophy, or lack of nutrition of the brain.

anencephalus (*an-en-sef'-al-us*) [see *anencephalia*]. A species of single autositic monsters in which there is no trace of the brain.

anenergia (*an-en-er'-je-ah*) [ἀν, priv.; ἐνέργεια, energy]. Lack of vigor or power.

anenteremia (*an-en-ter-e'-me-ah*)[ἀν, priv.; ἔντερον, an intestine; αἷμα, blood]. Bloodless condition of the bowels.

anenteroneuria (*an-en-ter-o-nu'-re-ah*) [ἀν, priv.; ἔντερον, an intestine; νεῦρον, a nerve]. Intestinal atony.

anenterotrophia (*an-en-ter-o-tro'-fe-ah*) [ἀν, priv.; ἔντερον, an intestine; τροφή, nourishment]. Defective intestinal nutrition.

anenterous (*an-en'-ter-us*) [ἀν, priv.; ἔντερον, intestine]. In biology, having no intestine, as a tapeworm or a fluke.

anepia (*an-ep'-e-ah*) [ἀνεπής, speechless]. Inability to speak.

anepiploic (*an-ep-ip-lo'-ik*) [ἀν, priv.; ἐπίπλοον, the caul]. Having no epiploon or omentum.

anepithymia (*an-ep-e-thim'-e-ah*) [ἀν, priv.; ἐπιθυμία, desire]. Loss of any natural appetite.

anerethisia (*an-er-eth-iz'-e-ah*) [ἀν, priv ; ἐρεθίζειν, to excite]. Imperfect irritability, as of a muscle or nerve.

anergasia, anergasis (*an-er-ga'-ze-ah, an-er'-ga-sis*) [see *anergia*]. Absence of functional activity.

anergia (*an-er -je-ah*) [ἀν, priv ; ἔργον, work]. Sluggishness; inactivity.

anergic (*an-er'-jik*) [see *anergia*]. Characterized by sluggishness; as, *anergic* dementia.

anergy (*an'-ur-je*). Antianaphylaxis.

aneroid (*an'-er-oid*) [ἀ, priv ; νηρός, wet; εἶδος, form]. Working without a fluid. **a. barometer,** see *barometer*.

anerythroblepsia (*an-er-ith-ro-blep-se-ah*). Same as *anerythropsia*.

anerythrocyte (*an-er'-ith-ro-sīt*) [ἀν, priv.; *erythrocyte*]. An erythrocyte without hemoglobin.

anerythropsia (*an-er-ith-rop'-se-ah*) [ἀν, priv.; ἐρυθρός, red; ὄψις, sight]. Impaired color-perception of red.

anesin, aneson (*an'-es-in, an'-es-on*). A proprietary aqueous solution of acetone-chloroform; used as a hypnotic and local anesthetic.

anesis (*an'-es-is*) [ἄνεσις, remission]. An abatement or relaxation in the severity of symptoms.

anesthecinesis, anæsthecinesis (*an-es-the-sin-e'-sis*) [ἀ, priv.; αἴσθησις, feeling; κίνησις, movement]. A condition marked by loss of sensibility and motor capacity.

anesthesia, anæsthesia (*an-es-the'-ze-ah*) [ἀναισθησία, want of feeling]. A condition of total or partial insensibility, particularly to touch. **a. angiospas'tica,** loss of sensibility due to spasm of blood-vessels. **a., bul'bar,** that due to a lesion in the medulla oblongata. **a., central,** due to disease in the nerve-centers. **a., cerebral,** that due to disease of the cerebrum. **a., crossed,** anesthesia on one side of the body, due to a central lesion of the other side. **a., disso'ciated,** loss of pain and temperature sensations, the tactile sense being still present. **a. dolorosa,** severe pain experienced after the occurrence of complete motor and sensory paralysis, a symptom observed in certain diseases of the spinal cord. **a., dolorous** (of Liebreich), the transient but painful anesthesia produced by the injection of water in sufficient quantity to edematize the papillary layer of the derma and subjacent layers. The pain is due to the inhibitory swelling of the cells. **a., efferent,** that due to disorder of the nerve-terminations, disturbing their conductivity. **a., electric,** anesthesia caused by the passage of an electric current through a part. **a., facial,** anesthesia of those parts to which the sensory branches of the fifth cranial nerve are distributed. **a., gauntlet,** anesthesia of the entire hand. **a., general,** anesthesia of the entire body, including the abolition of all perceptive power with consequent loss of consciousness. **a., girdle,** a zone of anesthesia encircling the body, due to circumscribed disease of the spinal cord. **a., induced,** anesthesia produced by drugs. **a., infiltration-,** local anesthesia effected by subcutaneous injections. **a., intraneural,** local anesthesia effected by injection into a nerve trunk. **a., Javanese,** that produced by pressure upon the carotids. **a., local,** that limited to a part of the body. **a., mixed,** that partially produced and prolonged by the administration of morphine or other cerebral anodyne before the anesthetic is given. **a., muscular,** loss of the muscular sense. **a., olfactory,** anosmia. **a., optic,** amaurosis. **a., partial,** anesthesia in which some degree of sensibility is still present. **a., peripheral,** that depending upon changes in the peripheral nerves. **a., primary,** a temporary insensibility to slight pain occurring in the beginning of anesthesia and during which minor operations can be performed. **a., rectal,** that produced by the injection of an anesthetic agent into the rectum. **a., regional,** that limited to a part of body supplied by an afferent nerve which has been cocainized. **a., sexual,** anaphrodisia. **a., spinal,** (1) that due to a lesion of the spinal cord; (2) that produced by the injection of an anesthetic into the spinal subarachnoid space. **a., surgical,** that induced by the surgeon by means of anesthetics for the purpose of preventing pain, producing relaxation of muscles, or for diagnostic purposes. **a., tactile,** loss of sense of touch. **a., thermic,** loss of temperature sense. **a., unilateral,** hemianesthesia.

anesthesimeter, anesthesiometer (*an-es-thes-im-et-er, an-es-the-ze-om'-et-er*) [*anesthesia; μέτρον,* a measure]. An instrument to measure the amount of an anesthetic administered in a given time.

anesthesin (*an-es'-thes-in*). Paramidobenzoic acid ester; it is used as a local anesthetic, also, internally, for gastralgia.

anesthesiology (*an-es-the-ze-ol'-o-je*) [*anesthesia*; λόγος, science]. The science of anesthesia and anesthetics.

anesthetic (*an-es-thet'-ik*) [see *anesthesia*]. 1. Without feeling; insensible to touch or pain. 2. A substance that produces insensibility to touch or to pain, diminished muscular action, and other phenomena. Anesthetics may be general, local, partial, and complete. **a., general,** one used for securing general anesthesia. **a. (general) mixtures,** contain combinations of substances for producing anesthesia. **a., local,** an anesthetic that, locally applied, produces absence of sensation in the organ or tissue so treated. **a. sequence,** "the use of anesthetics in a pre-arranged order, to meet certain indications or conditions; the shift from one anesthetic to another in the course of anesthesia to meet some special indication or to avoid some special danger is an *alternation*."

anestheticism (*an-es-thet'-is-izm*) [*anesthetic*]. The quality of being anesthetic.

anesthetization (*an-es-thet-iz-a'-shun*) [ἀναίσθητος, insensible] The act of placing under the influence of an anesthetic.

anesthetize (*an-es'-thet-iz*) [see *anesthetization*]. To put under the influence of an anesthetic.

anesthetist, anesthetizer (*an-es'-thet-ist, an-es'-thet-i-zer*) [see *anesthetization*]. One who administers an anesthetic.

anesthetometer (*an-es-thet-om'-et-er*). Same as *anesthesimeter, q. v.*

anesthol (*an-es'-thol*). A trade mixture of ether, chloroform and ethyl chloride. A general anesthetic

anesthone (*an-es'-thōn*). Trade name of para-amido-ethyl-benzoate; a local anesthetic.

anesthyl (*an-es'-thil*). A local anesthetic said to consist of ethyl chloride, 5 parts; methyl chloride, 1 part.

anestile (*an'-es-til*). Trade name of a local anesthetic which is a mixture of methyl chloride and ethyl chloride; it evaporates at a lower temperature than ethyl chloride, and its anesthetic action is of longer duration and of more rapid onset than is the case with ethyl chloride.

anestrus (*an-es'-trus*) [ἀν, priv; ὄιστρος, gadfly]. The time between the estruation (heat) periods of animals.

anethol (*an'-eth-ol*) [*anethum; oleum*, oil], $C_{10}H_{12}O$. The chief constituent of the essential oils of anise and fennel. It is employed in preparing the *elixir anethi* (N. F.), being more fragrant and agreeable than the anise oil. **a., liquid,** an isomeric modification of anethol; it is an antiseptic, oil-like liquid. Syn., *isanethol*.

anethum (*an-e'-thum*) [ἀνά, up; αἴθειν, to burn, from the pungency of the seeds]. Dill; the dried fruit of *Peucedanum graveolens*, indigenous to southern Europe. It is aromatic, carminative, and stimulant Dose of the *oil* (*oleum anethi*, B. P.) 1–4 min. (0.06–0.24 Cc.); of the *water* (*aqua anethi*, B. P.) 1–2 oz. (30–60 Cc.).

anetic (*an-et'-ik*) [ἀνετικός, relaxing]. Soothing; calmative; anodyne.

anetiological (*an-e-te-o-loj'-ik-al*) [ἀν, priv.; αἰτία, cause; λόγος, word]. Having no known cause; dysteleological.

anetodermia (*an-et-o-der'-me-ah*) [ἀνετός, relaxed; δέρμα, skin]. Relaxation of the skin.

anetus (*an'-et-us*) [ἀνετός, loosened]. Any intermittent fever.

aneuria (*ah-nū'-re-ah*) [ἀ, priv.; νεῦρον, a nerve]. Lack of nervous power.

aneuric (*ah-nū'-rik*) [see *aneuria*]. Characterized by aneuria.

aneurilemmic (*an-ū-ril-em'-ik*) [ἀ, priv.; *neurilemma*]. Without a neurilemma.

aneurism (*an'-ū-rizm*). See *aneurysm*.

aneuros (*ah-nū'-ros*) [ἀνευρος, without sinews] Feeble, inelastic, relaxed.

aneurosis (*ah-nū-ro'-sis*) [ἀ, priv.; νεῦρον, a nerve]. A lack of nerves.

aneurysm (*an'-ū-rizm*) [ἀνεύρυσμα, a widening]. A circumscribed dilatation of the walls of an artery. Syn., *Abscessus spirituosus*. **a., abdominal,** an aneurysm of the abdominal aorta. **a., active,** cardiac dilatation with hypertrophy. **a., acute,** an ulceration of the heart-wall which, by communicating with one of the chambers of the heart, forms an aneurysmal pouch. **a., ampullary,** a small saccular aneurysm; it is most common in the arteries of the brain. **a. by anastomosis,** a dilatation of a large number of vessels,—small arteries, veins, and capillaries,—the whole forming a pulsating tumor under the skin. This form of aneurysm is especially seen upon the scalp. **a., arteriovenous,** the simultaneous rupture of an artery and a vein, the blood from both being poured out into the cellular tissue and forming a false aneurysm. A *varicose aneurysm* is produced by the rupture of an aneurysm into a vein. An *aneurysmal varix* results from the establishment of a communication between an artery and a vein, the latter becoming dilated and pulsating. **a., cardiac,** an aneurysm of the heart. **a., circumscribed,** an aneurysm, either true or false, in which the contents are still within the artery though there may be rupture of one or two of its coats. **a., cirsoid,** a tortuous lengthening and dilatation of a part of an artery **a., compound,** one in which one or several of the coats of the artery are ruptured and the others merely dilated. **a., consecutive, a., diffused,** follows rupture of all the arterial coats, with infiltration of surrounding tissues with blood. **a., dissecting,** one in which the blood forces its way between the coats of an artery. **a., ectatic,** an expansion of a portion of an artery due to yielding of all the coats. **a., endogenous,** one formed by disease of the vessel-walls. **a., exogenous,** one due to traumatism. **a., external.** 1. One remote from the great body-cavities. 2. One in which the cavity of the tumor is entirely or chiefly outside of the inner coat of the artery. **a., false, a., spurious,** one due to a rupture of all the coats of an artery, the effused blood being retained by the surrounding tissues. **a., fusiform,** a spindle-shaped dilatation of an artery. **a., hernial,** one in which the internal coat of the artery, with or without the middle coat, forms the aneurysmal sac which has forced its way through an opening in the outer coat. **a., lateral,** an aneurysm projecting on one side of a vessel, the rest of the circumference being intact. **a., miliary,** sac-like dilatation of an arteriole, often the size of a pin's head. **a., mycotic,** one due to growth of bacteria in a vessel-wall. **a., osteoid,** pulsating tumor of a bone. **a., partial.** 1. See *a., lateral*. 2. Aneurysmal dilatation of a portion of the heart. **a., passive, a., passive cardiac,** cardiac dilatation with thinning of the heart-wall. **a., peripheral, a., peripheric,** one involving the circumference of an artery. **a., racemose,** see *a., cirsoid*. **a., sacculated,** a sac-like dilatation of an artery communicating

with the main arterial trunk by an opening that is relatively small. **a., spurious,** see *a., false.* **a., subclavicular,** an aneurysm of the axillary artery at a point too high to admit of ligation below the clavicle. **a., surgical,** see *a., external.* **a., true,** one in which the sac is formed of one, two, or all of the arterial coats **a., varicose,** see under *a., arteriovenous.*

aneurysmal (*an-ū-riz-mal*) [see *aneurysm*]. Of the nature of or pertaining to an aneurysm. **a. diathesis,** a body-condition favoring the development of aneurysms. **a. varix,** see under *aneurysm, arteriovenous.*

aneurysmatic (*an-ū-riz-mat'-ik*) [*ἀνεύρυσμα,* a widening]. Affected with or of the nature of aneurysm.

aneurysmectomy (*an-ū-riz-mek'-to-me*) [*ἀνεύρυσμα,* aneurysm; *ἐκτομή,* excision]. Excision of the sac of an aneurysm.

aneurysmoplasty (*an-ū-riz'-mo-plas-te*]. Restoration of the artery in aneurysm; reconstructive endoaneurysmorrhaphy.

aneurysmorrhaphy (*an-ū-riz-mor'-af-e*). The suturing of an aneurysm.

aneurysmotomy (*an-ū-riz-mot'-o-me*). Incision into the sac of an aneurysm.

aneurysmus (*an-ū-riz-mus*). 1 Dilatation; for formation of an aneurysm. 2. Aneurysm.

aneuthanasia (*an-ū-than-a'-se-ah*) [*ἀ,* priv.; *εὐθανασία,* an easy death]. A painful or difficult death.

an. ex. (*an'-eks*). An abbreviation of *anode excitation.*

anfract (*an'-frakt*) [*anfractus,* a winding]. An anfractuosity or sinuosity; an anfractuous organ or structure.

anfractuosity (*an-frak-tū-os'-it-e*) [*anfractus,* a bending round]. 1. Any one of the furrows or sulci between the cerebral convolutions. 2. Any spiral turn or winding; an interruption; a detour. **a., ethmoidal,** an ethmoidal cell.

anfractuous (*an-frak'-tū-us*) [*anfractus,* a bending round]. Characterized by windings and turnings; sinuous.

angeial (*an-je'-al*) [*ἀγγεῖον,* a vessel]. Vascular.

angeio- (*an-je-o*). See *angio-.*

Angelica (*an-jel'-ik-ah*) [L.]. The seeds and root of *Angelica archangelica.* It is an aromatic stimulant and emmenagogue. Dose of the *seeds* or *roots* 30 gr.–1 dr. (2–4 Gm.).

angel's wing (*ān'-jelz wing*). A deformity of the scapula in which it turns forward and then backward, giving the shoulder a peculiar dorsal bulge.

angi (*an'-jī*). Inguinal buboes.

angiectasia, angiectasis (*an-je-ek-ta'-ze-ah, an-je-ek'-tas-is*) [*ἀγγεῖον,* a vessel; *ἔκτασις,* dilatation]. Abnormal dilatation of a vessel; enlargement of capillaries.

angiectaticus (*an-je-ek-tat'-e-kus*) [*angiectasia*]. Denoting the presence of dilated blood-vessels.

angiectopia (*an-je-ek-to'-pe-ah*) [*ἀγγεῖον,* a vessel; *ἐκτόπος,* displaced]. Displacement or abnormal position of a vessel.

angielcosis (*an-je-el-ko'-sis*). See *angielcus.*

angielcus, or **angeielcus** (*an-je-el'-kus*) [*ἀγγεῖον,* a vessel; *ἕλκος,* an ulcer]. An ulcer in the walls of a vessel.

angiemphraxis (*an-je-em-fraks'-is*) [*ἀγγεῖον,* a vessel; *ἔμφραξις,* obstruction]. Obstruction of a vessel or of vessels.

angiitis, angeitis (*an-je-i'-tis*) [*ἀγγεῖον,* a vessel; *ῖτις,* inflammation]. Inflammation of a lymph-vessel or of a blood-vessel.

angileucitis (*an-je-lū-si'-tis*). Same as *angioleucitis.*

angina (*an'-jin-ah*) or (incorrectly) (*an-ji'-nah*) [*angere,* to strangle]. Any disease attended by a sense of choking or suffocation, particularly an affection of the fauces or pharynx presenting such symptoms. **a. abdominis,** a condition due to aneurysm or arteriosclerosis of the celiac plexus, and accompanied by severe paroxysms of abdominal pain. **a. acuta,** simple sore throat. Syn., *angina simplex.* **a., agranulocytic,** a rare form with ulcerative lesions in mouth or throat resembling lesions of *Vincent's a.,* but without the presence of the organisms found in the latter. **a. aphthosa, a., aphthous,** a form attended with the formation of aphthæ in some part of the throat **a. arthritica,** sore throat of gouty or rheumatic origin. **a. canina,** croup. **a., cardiac,** angina pectoris. **a. cruris,** intermittent lameness. **a. exsudativa,** croup. **a. epiglottidea,** inflammation of the epiglottis. **a. externa,** synonym of *mumps.* **a., fibrinous,** a non-infectious disease of the throat simulating diphtheria, marked by the formation of a layer of fibrinous exudation which is chiefly confined to the tonsils. The constitutional symptoms are slight. **a., follicular,** clergyman's sore throat; see *pharyngitis, granular.* **a., herpetic,** angina observed in connection with smallpox and herpes, marked by formation of vesicles in the throat which may be attended with patches of exudation. **a. laryngea,** synonym of *laryngitis.* **a. lingualis,** same as *glossitis* **a. Ludovici, a., Ludwig's,** see *Ludwig's angina* **a. maligna,** *diphtheria* **a. maxillaris,** mumps. **a. membranacea,** synonym of *diphtheria.* **a. parotidea,** the mumps, or parotitis. **a. minor,** "a transient or mild attack of anginal pain, but of so moderate and mitigated a severity that there is a risk of its being passed over as of little moment." **a. pectoris,** a paroxysmal neurosis with intense pain and oppression about the heart. It usually occurs in the male after 40 years of age, and is generally associated with diseased conditions of the heart and aorta. There is a sense of impending death, and frequently there is a fatal termination. **a. pectoris vasomotoria,** a term given by Nothnagel and Landois to an angina associated with vasomotor disturbances, coldness of the surface, etc. **a., phlegmonous.** 1. An inflammation of the mucous and submucous tissues of the throat, with a tendency to extend more deeply, attended by edematous swelling. 2. Acute inflammation of the deep-seated structures of the throat, with a tendency to pus-formation. **a., pseudo-,** a neurosis occurring in anemic females, simulating angina pectoris, but characterized by a less grave set of symptoms and never resulting fatally. **a., pultaceous,** an affection of the throat marked by the presence of whitish or grayish patches which are easily detached, as they are not true exudations. **a., rheumatic,** a form of catarrhal angina in rheumatic persons, marked by sudden onset of intense pain on swallowing. **a. serosa, a., serous.** 1. Catarrhal angina. 2. Edema of the glottis. **a. simplex,** see *a., acuta.* **a. suffocativa,** diphtheria. **a., thymic.** 1. Laryngismus stridulus. 2. Bronchial asthma. **a. tonsillans,** quinsy. **a. trachealis,** croup. **a., ulceromembranous,** see *tonsillitis, herpetic.* **a. varicosa,** dyspnea due to enlarged tonsillar vessels. **a. vera, a. vera et legitima,** quinsy.

anginal (*an'-jin-al*). Relating to angina.

anginoid (*an'-jin-oid*). Resembling angina.

anginophobia (*an-ji-no-fo'-be-ah*) [*angina*; *φόβος*, fear]. Morbid fear of angina pectoris.

anginose (*an'-jin-ōs*). Pertaining to angina; characterized by symptoms of suffocation.

anginosis (*an-jin-o'-sis*). Any condition pertaining to, or resembling angina.

angio- (*an-je-o-*). A prefix relating to a vessel.

angioasthenia (*an-je-o-as-the'-ne-ah*) [*angio-*; *ἀσθένεια*, weakness]. Atony of the blood-vessels.

angioataxia (*an-je-o-at-aks'-e-ah*) [*angio-*; *ἀταξία*, want of order]. An irregularity in the tension of the blood-vessels.

angioblast (*an'-je-o-blast*) [*angio-*; *βλαστός*, a germ]. An embryonic cell developing into vascular tissue.

angiocardiokinetic (*an-je-o-kar-de-o-kin-et'-ik*) [*angio-*; *καρδία*, heart; *κινεῖν*, to move]. 1. Stimulating or affecting the action of movements of the heart and blood-vessels. 2. A drug which stimulates or affects the movements of the heart and blood-vessels.

angiocarditis (*an-je-o-kar-di'-tis*) [*angio-*; *καρδία*, the heart, *ιτις*, inflammation]. An inflammation of the heart and blood-vessels.

angiocavernous (*an-je-kav'-er-nus*) Relating to cavernous angioma.

angioceratodeitis. See *angiokeratodsitis*.

angiochalasis, or **angeiochalasis** (*an-je-o-kal'-as-is*) [*angio-*; *χάλασις*, relaxation]. Dilatation or relaxation of the blood-vessels

angiocheiloscope (*an-je-o-ki'-lo-skōp*) [*angio-*; *χείλος*, a lip; *σκοπεῖν*, to look]. An instrument by means of which the blood-circulation in the capillaries of the mucosa of the lips is magnified for observation.

angiocholitis (*an-je-o-ko-li'-tis*) [*angio-*; *χολή*, bile; *ιτις*, inflammation]. Inflammation of the biliary ducts

angiocrine (*an'-je-o-krin*) [*angio-*; *endocrine*]. Vasomotor disturbances resulting from disorders of the endocrine glands.

angioderma pigmentosum (*an-je-o-der'-mah pig-men-to'-sum*). See *atrophoderma*.

angiodermatitis (*an-je-o-der-mat-i'-tis*). Inflammation of the vessels of the skin.

angiodiastasis (*an-je-o-di-as'-tas-is*) [*angio-*; *διάστασις*, a separation]. 1. Displacement or dilatation of a vessel. 2. Retraction of the severed ends of a blood-vessel

angiodystrophia, angiodystrophy (*an-je-o-dis-tro'-fe-ah, -dis'-tro-je*) [*angio-*; *δυς*, bad; *τροφή*, nourishment]. Defective nutrition of the vessels.

angioelephantiasis (*an-je-o-el-efan-ti'-as-is*). See *elephantiasis telangiectodes*.

angiofibroma (*an-je-o-fi-bro'-mah*). A fibrous degenerating angioma

angiogenesis, angiogeny (*an-je-o-jen'-es-is, an-je-og'-en-e*) [*angio-*; *γεννᾶν*, to produce]. The development of the vessels.

angiogliamatosis (*an-je-o-gli-o-mat-o'-sis*) [*angioglioma*]. The presence of numerous areas of proliferating capillaries and neuroglia.

angioglioma (*an-je-o-gli-o'-mah*) [*angio-*; *glioma*]. A glioma rich in blood-vessels.

angiograph (*an'-je-o-graf*) [*angio-*; *γράφειν*, to write]. A variety of sphygmograph.

angiography (*an-je-og'-ra-fe*) [see *angiograph*] A description of the vessels; angiology.

angiokeratoditis (*an-je-o-ker-at-o-di'-tis*) [*angio-*; *κέρας*, cornea; *ιτις*, inflammation]. Vascular keratitis.

angiokeratoma (*an-je-o-ker-at-o'-mah*) [*angio-*; *κέρας*, horn; *δμα*, tumor]. Lymphangiectasis; telangiectatic wart; a very rare disease of the extremities, characterized by warty-looking growths that develop on dilated vessels in persons with chilblains, etc. Dark vascular spots the size of pin-points or pin-heads develop as an attack of chilblains is subsiding. The disease is peculiar to childhood.

angiokinesis (*an-je-o-kin-e'-sis*) [*angio-*; *κινεῖν*, to move]. Excitation or action of the blood-vessels.

angioleucitis (*an-je-o-lū-si'-tis*) [*angio-*; *λευκός*, white; *ιτις*, inflammation]. Inflammation of the lymphatic vessels.

angioleukasia (*an-je-o-lū-ka'-zhe-ah*) [*angio-*; *λευκός*, white; *ἔκτασις*, dilation]. Dilation of the lymphatics.

angiolith (*an'-je-o-lith*) [*angio-*; *λίθος*, stone]. A venous calculus, phlebolith.

angiolithic (*an-je-o-lith'-ik*) [*angio-*; *λίθος*, a stone]. A term applied to neoplasms in which crystalline or mineral deposits take place, with hyaline degeneration of the coats of the vessels.

angiology (*an-je-ol'-o-je*) [*angio-*; *λόγος*, science]. The science of the blood-vessels and lymphatics.

angiolymphitis (*an-je-o-limf-i'-tis*). *Angioleucitis*.

angiolymphoma (*an-je-o-limf-o'-mah*) [*angio-*; *lympha*, lymph; *δμα*, tumor]. A tumor formed of lymphatic vessels.

angioma (*an-je-o'-mah*) [*angio-*; *δμα*, a tumor]. A tumor formed of blood-vessels. **a., cavernous,** an angioma with communicating blood-spaces, like the cavernous tissue of the penis, originating chiefly from the distended veins. Syn., *angioma cavernosum; angioma circumscriptum.* **a., fissural,** Virchow's name for a nevus which he judged, from its location, corresponding to that of a fetal fissure, might be due to a disposition to form anomalies on the part of the region adjacent to the fissures. **a., plexiform,** one consisting of enlarged, tortuous capillaries forming a patch varying in color from claret to steel-blue; if there is a great increase of blood-vessels, the growth has the character of a tumor, and large examples of this variety are lobular in structure. **a. serpiginosum,** infective angioma; nevus, lupus. **a., telangiectatic,** an angioma composed of dilated blood-vessels. **a., tuberose, a., tuberous,** one occurring in subcutaneous tissue and presenting the appearance of a lipoma as it gradually replaces the adipose tissue, or it may be accompanied by a true fatty growth.

angiomalacia (*an-je-o-mal-a'-she-ah*) [*angio-*; *μαλακία*, a softening]. Softening of the blood-vessels.

angiomatosis (*an-je-o-mat-o'-sis*). A condition favoring the production of angioma.

angiomatous (*an-je-o'-mat-us*). Pertaining to or resembling an angioma.

angiomegaly (*an-je-o-meg'-al-e*) [*angio-*; *μέγας*, large]. Enlargement of blood-vessels; chiefly noted in the eyelid.

angiometer (*an-je-om'-et-er*). See *sphygmograph*.

angiomyces (*an-je-o-mi'-sēz*) [*angio-*; *μύκης*, a fungus; an excrescence]. A fungoid or spongy dilation of the capillaries.

angiomyocardiac (*an-je-o-mi-o-kar'-de-ak*) [*angio-*, *μῦς*, muscle; *καρδία*, the heart]. Pertaining to the blood-vessels and the muscle of the heart.

angiomyoma (*an-je-o-mi-o'-mah*) [*angio-*; *μῦς*, a muscle; *δμα*, a tumor: *pl., angiomyomata*]. A vascular and erectile muscular tumor.

angiomyopathy (*an-je-o-mi-op'-a-the*) [*angio-*; *μῦς*, muscle; *πάθος*, disease]. Any affection of the vessels involving the musculature.

angiomyosarcoma (*an-je-o-mi-o-sar-ko'-mah*). A tumor containing elements of angioma, myoma, and sarcoma.

angioneoplasma (*an-ie-o-ne-o-plaz'-mah*) [*angio-; νεός*, new; *πλασμα*, moulded substance; pl., *angioneoplasmata*]. A neoplasm made up of blood-vessels or lymph-vessels.

angioneurectomy (*an-je-o-nū-rek'-to-mē*) [*angio-; νεῦρον*, nerve; *ἐκτομή*, excision]. Resection of all the cord-elements of the prostate except the vas, with its artery and vein.

angioneuredema (*an-je-o-nū-red-e'-mah*). Same as *angioneurœdema*.

angioneuroedema (*an-je-o-nū-ro-e-de'-mah*). See *angioneurotic edema*.

angioneurosis (*an-je-o-nū-ro'-sis*) [*angio-; neurosis*]. A neurosis of the blood-vessels; a disturbance of the vasomotor system, either of the nature of a spasm of the blood-vessels (*angiospasm*) or of paralysis (*angioparalysis*).

angioneurotic (*an-je-o-nū-rot'-ik*) [see *angioneurosis*]. Pertaining to angioneurosis. **a. edema**, an acute circumscribed swelling of the subcutaneous or submucous tissues, probably due to vasomotor lesion. The disease often runs in families. It is at times periodic, and is associated with colic and gastric disturbances.

angioneurotomy (*an-je-o-nū-rot'-o-me*) [*angio-; νεῦρον*, nerve; *τομή*, a cutting]. Division of the nerves and vessels of a part.

angionoma (*an-je-on-o'-mah*) [*angio-; νομή*, ulcer]. Ulceration of a vessel.

angionosis (*an-je-o-no'-sis*) [*angio-; νόσος*, a disease]. See *angiopathy*.

angiopancreatitis (*an-je-o-pan-kre-at-i'-tis*). Inflammation of the vascular tissue of the pancreas

angioparalysis (*an-je-o-par-al'-is-is*) [*angio-; παράλυσις*, paralysis] Vasomotor paralysis

angioparalytic (*an-je-o-par-al-it'-ik*) [see *angioparalysis*]. Relating to or characterized by angioparalysis.

angioparesis (*an-je-o-par'-es-is*) [*angio-; πάρεσις*, paresis]. Partial paralysis of the vasomotor apparatus.

angiopathy (*an-je-op'-a-the*) [*angio-; πάθος*, disease]. Any disease of the vascular system.

angiophorous (*an-je-of'-or-us*) [*angio-; φερεῖν*, to bear]. Applied to tissue which accompanies and supports vessels.

angioplania (*an-je-o-pla'-ne-ah*) [*angio-; πλάνη*, a wandering]. Irregularity or abnormality in the course of a vessel.

angioplasty (*an'-je-o-plas-te*) [*angio-; πλάσσειν*, to form]. Plastic surgery upon blood-vessels.

angioplerosis (*an-je-o-pler-o'-sis*) [*angio-; πλήρωσις*, a filling-up]. Engorgement of the vessels.

angiopoietic (*an-je-o-poi-et'-ik*) [*angio-; ποιεῖν*, to make]. Pertaining to cells which cause the formation of blood-vessels in new tissue.

angiopressure (*an-je-o-presh'-ur*). The production of hemostasis by means of angiotribe and forceps without ligation.

angiorhigosis (*an-je-o-ri-go'-sis*) [*angio-; ῥῖγος*, cold]. Rigidity of the vessels.

angiorrhagia, or **angeiorrhagia** (*an-je-or-a'-je-ah*) [*angio-; ῥηγνύναι*, to break]. Bleeding from a vessel.

angiorrhaphy (*an-je-or'-af-e*) [*angio-; ῥάφη*, suture]. Suture of a vessel or vessels. **a., arteriovenous**, the suturing of an artery to a vein, so as to turn the arterial blood into the vein.

angiorrhea (*an-je-or-e'-ah*) [*angio-; ῥεῖν*, to flow]. An oozing of blood.

angiorrhexis (*an-je-or-eks'-is*) [*angio-; ῥῆξις*, a bursting]. Rupture of a blood-vessel.

angiosarcoma (*an-je-o-sar-ko'-mah*) [*angio-; σάρξ*, flesh; *ὄμα*, a tumor]. A vascular sarcoma.

angiosclerosis (*an-je-o-skle-ro'-sis*) [*angio-; σκληρός*, hard]. The induration and thickening of the walls of the blood-vessels.

angioscope (*an'-je-o-skōp*) [*angio-; σκοπεῖν*, to inspect]. An instrument for examining the capillary vessels

angiosialitis (*an-je-o-si-al-i'-tis*) [*angio-; σίαλον*, saliva; *ιτις*, inflammation]. Inflammation of the duct of a salivary gland.

angiosis (*an-je-o'-sis*) [*ἀγγεῖον*, a vessel]. Any disease of blood-vessels or of lymphatics.

angiospasm (*an'-je-o-spazm*) [*angio-; σπασμός*, a spasm]. A vasomotor spasm.

angiospastic (*an-je-o-spas'-tik*) [see *angiospasm*]. Characterized by or of the nature of angiospasm.

angiosperm (*an'-je-o-sperm*) [*angio-; σπέρμα*, seed]. In biology, a plant the seeds of which are produced within a closed vessel.

angiostegnosis (*an-je-o-steg-no'-sis*) [*angio-; στέγνωσις*, stoppage]. Stoppage or constriction of a vessel.

angiostenosis (*an-je-o-sten-o'-sis*) [*angio-; στένωσις*, a narrowing]. Narrowing of a vessel.

angiosteogenic, angiosteogenous (*an-je-o-ste-oj'-en-ik, -us*) [*angio-; ὀστέον*, a bone; *γενναν*, to produce]. Relating to, producing, or produced by calcification of the vessels

angiostrophe, angiostrophy (*an-je-os'-tro-fe*) [*angio-; στροφή*, a twist]. Torsion of a vessel for the arrest of hemorrhage.

angiosymphysis (*an-je-o-sim'-fiz-is*) [*angio-; σύμφυσις*, a growing together]. The growing together of vessels.

angiosynizesis (*an-je-o-sin-e-ze'-sis*) [*angio-; συμιζάνειν*, to collapse]. The collapse of the walls of a vessel and subsequent growing together.

angiotasis (*an-je-ot'-as-is*) [*angio-; τάσις*, tension]. The tension of the vessels.

angiotatic (*an-je-ot-at'-ik*) [*angio-; τάσις*, tension]. Relating to angiotasis.

angiotelectasia, angiotelectasis (*an-je-o-tel-ek-tā'-ze-ah, an-je-o-tel-ek'-ta-sis*). See *telangiectasis*.

angiotenic (*an-je-o-ten'-ik*) [*angio-; τείνειν*, to stretch]. Due to or marked by distention of the blood-vessels.

angioteria (*an-je-o-te'-re-ah*) [*angio-; τέρας*, a wonder]. Over-development of the vascular system.

angiothlipsis (*an-je-o-thlip'-sis*) [*angio-; θλίβειν*, to rub; to gall]. The abrasion of a vessel.

angiotitis (*an-je-o-ti'-tis*) [*angio-; οτιτις*]. Inflammation of the blood-vessels of the ear.

angiotome (*an'-je-o-tōm*) [*angio-; τομή*, a cutting]. The vascular tissue of an embryonic metamere.

angiotomy (*an-je-ot'-o-me*) [see *angiotome*]. 1. Incision into a vessel. 2. That branch of anatomy relating to the vascular system.

angiotonic (*an-je-o-ton'-ik*) [*angio-; τονος*, tension]. Pertaining to increase of arterial tension.

angiotribe (*an-je-o-trib*) [*angio-; τρίβειν*, to grind or bruise]. A clamp furnished with powerful jaws used by Tuffier to occlude arteries in vaginal hysterectomy.

angiotripsy (*an-je-o-trip'-sē*) [see *angiotribe*]. Vascular torsion and compression by means of the angiotribe.

angioxyl (*an'-je-oks-il*) [angio-, *ὀξύς*, sharp]. An acidified alcoholic pancreatic extract, which is beneficial in hyperpiesia.

angitis (*an-ji'-tis*). See *angiitis*.

angle, angulus (*ang'-gl, ang'-gu-lus*) [*angulus*, an angle]. 1. A corner. 2. The degree of divergence of two lines or planes that meet each other; the space between two such lines. **a. of**

aberration, see *a. of deviation.* **a., acromial,** that formed between the head of the humerus and the clavicle. **a., alpha,** in optics, that formed by the intersection of the visual line and optic axis. **a., alveolar,** that formed between a line passing through a spot beneath the nasal spine and the most prominent point of the lower edge of the alveolar process of the superior maxilla and the cephalic horizontal line. **a. of aperture,** in optics, that included between two lines joining the opposite points of the periphery of a lens and the focus. **a., biorbital,** in optics, that formed by the intersection of the axes of the orbits. **a., cardio-hepatic,** the angle formed by the junction of the upper limit of hepatic dullness with the right lateral line of cardiac dullness **a., carrying,** angle between the longitudinal axis of the forearm and that of the arm, when the forearm is extended. **a., costal,** the angle formed by the meeting of ribs at the ensiform cartilage. **a., critical,** that made by a beam of light passing from a rarer to a denser medium, with the perpendicular, without being entirely reflected. **a. of deviation.** 1. In magnetism, the angle traversed by the needle when disturbed by some magnetic force. 2 In optics, that formed by a refracted ray and the prolongation of the incident ray. **a. s., distal,** the angles formed by the union of the other surfaces of the tooth crown with the distal surface. **a. of elevation,** in optics, that made by the visual plane with its primary position when moved upward or downward. **a., epigastric,** same as *a., costal.* **a., gonial,** the angle formed by the ascending and horizontal rami of the mandible. **a., great, of the eye,** the inner angle of the eye **a. of incidence,** in optics, the angle at which a ray of light strikes a denser medium and undergoes reflection or refraction. **a. s, incisal,** in dentistry, the angles of the various lateral surfaces of the tooth crowns at their junction with the incisal surface. **a. of inclination (of pelvic canal),** in obstetrics, that formed by the anterior wall of the pelvis with the conjugate diameter. **a. of inclination (of pelvis),** in obstetrics, that formed by the pelvis with the general line of the trunk, or that formed by the plane of the inferior strait with the horizon. **a. of jaw,** the junction of the lower border of the ramus of the mandible with its posterior border. **a. s, labial.** 1. See *a. s of the lips.* 2. In dentistry, the angles of the labial surface of the tooth crown which join the other surfaces. **a., limiting,** see *a., critical.* **a. of the lips,** that formed by the union of the lips at each extremity of the mouth. **a., Louis',** that between the manubrium and gladiolus of the sternum. **a., Ludwig's,** see *a., Louis'.* **a., mesial,** the angles formed at the junction of the mesial surfaces of a tooth crown with the other surfaces. **a., meter-,** in optics, the degree of convergence of the eyes when centered on an object one meter distant from each. **a., nasal** (of the eye), the inner angle of the eye. **a., optic,** that included between lines joining the extremities of an object and the nodal point. The smallest is about 30 seconds. **a., pelvivertebral,** same as *a. of inclination* (of pelvis). **a. of polarization,** in optics, the angle of reflection at which light is most completely polarized. **a., principal,** the angle formed by that side of a prism receiving the incident ray with the side from which the refracted ray escapes. **a. of pubes,** that formed by the junction of the pubic bones at the symphysis. **a. of reflection,** in optics, that which a reflected ray of light makes with a line drawn perpendicular to the point of incidence. **a. of refraction,** in optics, that which exists between a refracted ray of light and a line drawn perpendicular to the point of incidence. **a., Rolandic,** the acute angle formed by the fissure of Rolando with the superior border of the cerebral hemisphere. **a., sacrovertebral,** that which the sacrum forms with the last lumbar vertebra. **a., sigma,** one between the radius fixus and a line from the hormion to the staphylion. **a., sternoclavicular,** that existing between the clavicle and the sternum. **a., subcostal,** see *a., costal.* **a., subpubic,** that formed at the pubic arch. **a. of supination of the hand, a. of supination of the radius,** the extent to which the hand is capable of being supinated; about 180°. **a., Sylvian,** the angle formed by the posterior limb of the Sylvian fissure with a line perpendicular to the superior border of the hemisphere. **a., temporal** (of the eye), the outer canthus of the eye. **a., visual,** see *a., optic.* **a., xiphoid,** that formed by the sides of the xiphoid notch.

Anglesey leg (*an'-gl-se*) [Marquis of *Anglesey,* 1768–1854]. An artificial limb formed from a solid piece of wood hollowed out to receive the stump and provided with a steel joint at the knee. The ankle-joint was made of wood, to which motion was communicated by strong catgut strings posteriorly and a spiral spring anteriorly.

anglicus sudor (*ang'-lik-us sū'-dor*) [L.]. English sweating fever. A contagious malignant fever, also known as *ephemera maligna,* characterized by black or dark-colored sweat.

angophrasia (*an-go-fra'-ze-ah*) [ἄγχειν, to choke; φράσις, utterance]. A speech-defect consisting of a choking, drawling utterance, occurring in paralytic dementia.

angor (*an'-gor*) [*angor,* a strangling]. Syn., *angina.* **a. animi,** a sense of imminent dissolution. **a. pectoris,** angina pectoris.

angostura (*an-gos-tū'-rah*) [Sp., *Angostura,* a S. A. town] Cusparia bark. The bark of *Galipea cusparia* It is a stimulant tonic and febrifuge, In large doses it is emetic. Dose of *fluidextract* 10–30 min. (0.6–2 0 Cc.); of the *bark* 10–40 gr. (0 6–25 Gm.); of the *infusion* 1–2 oz. (30–60 Cc.).

Ångstrom's unit (*ŏng'-strum; ang'*). [Anders Jonas *Ångstrom,* Swedish physicist, 1814–1874]. A unit of length equal to one one-hundred-millionth of a centimeter or one ten-thousandth of a micron: used for measuring wave lengths.

Anguillula (*an-gwil'-ū-lah*) [dim. of *anguilla,* an eel: *pl., anguillulæ*]. A genus of very small nematode worms. **A. aceti,** the common vinegar eel. **A. intestinalis et stercoralis,** *Strongyloides intestinalis,* a worm found in the intestines and feces of persons in tropical and subtropical countries.

anguilluliasis (*an-guil-ū-li'-as-is*). Infestation with Anguillula intestinalis.

angular (*an'-gū lar*) [*angulus,* an angle]. Pertaining to an angle. **a. artery,** the terminal branch of the facial artery. **a. gyrus, a. convolution,** a convolution of the brain; see *convolution.* **a. movement,** the movement between two bones that may take place forward and backward or inward and outward. **a. processes,** the external and internal extremities of the orbital arch of the frontal bone.

angulation (*an-gū-la'-shun*). The formation of angular loops in the intestine.

angulus (*an'-gū-lus*) [L.]. See *angle*.

angustura. See *angostura*.

anhalonine (*an-hal-o'-nēn*) [*Anhalonium*, a genus of cacti], $C_{12}H_{15}NO_3$. A poisonous alkaloid from *Anhalonium lewinii*. It forms salts with the ordinary acids. **a. hydrochloride**, $C_{12}H_{15}NO_3HCl$, is a cardiac and respiratory stimulant and is used as is strychnine in angina pectoris, asthma, and pneumothorax.

anhaphia (*an-ha'-fe-ah*). See *anaphia*.

anhedonia (*an-hed-o'-ne-ah*). Complete loss of the sensation of pleasure.

anhelation (*an-hel-a'-shun*) [*anhelare*, to pant]. Shortness of breath; dyspnea.

anhelitus (*an-hel'-it-us*) [L.]. 1. Respiration. 2. Difficult respiration; asthma.

anhelose, anhelous (*an'-hel-ōs, -us*). Panting.

anhematosis (*an-hem-at-o'-sis*) [ἀν, priv; αἱματόειν, to make bloody]. Defective formation of the blood.

anhemolytic (*an-he-mo-lit'-ik*) [ἀν, priv.; αἷμα, blood; λύσις, a setting free]. Not hemolytic.

anhepatogenic (*an-hep-at-o-jen'-ik*) [ἀν, priv.; ἧπαρ, liver; γεννᾶν, to produce]. Not originating in or produced by the liver.

anhidrosis (*an-hid-ro'-sis*) [ἀν, priv.; ἱδρώς, sweat]. Partial or complete absence of sweat secretion.

anhidrotic (*an-hid-rot'-ik*) [see *anhidrosis*]. 1 Tending to check sweating. 2. An agent that checks sweating.

anhistic, anhistous (*an-his'-tik, an-his'-tus*) [ἀν, priv.; ἱστός, a web]. Structureless, not organized; plasmic.

anhistozoa (*an-his-to-zo'-ah*) [ἀν, priv.; ἱστός, a web ξῷον, animal]. Protozoa, *q. v.*

anhydration (*an-hi-dra'-shun*) [ἀν, priv ; ὕδωρ, water]. 1. See *dehydration*. 2. The state or condition of not being hydrated.

anhydremia (*an-hi-dre'-me-ah*) [ἀν, priv.; ὕδωρ, water; αἷμα, blood]. The opposite of hydremia. Diminution of the watery constituents of blood.

anhydric (*an-hi'-drik*). See *anhydrous*.

anhydride (*an-hi'-drid*) [ἀν, priv.; ὕδωρ, water]. A chemical compound, derived from an acid by the withdrawal of a molecule of water; or an oxide, which on combination with water forms an acid. Carbon dioxide and sulphur dioxide are examples.

anhydrite (*an-hi'-drīt*). Anhydrous calcium sulphate.

anhydromyelia (*an-hi-dro-mi-e'-le-ah*) [ἀν, priv.; ὕδωρ, water; μυελόν, marrow]. A deficiency of the fluid that normally fills the spinal cavity.

anhydrous (*an-hi'-drus*) [see *anhydride*]. In chemistry, a term used to denote the absence of water, especially of water of crystallization.

anhypnia (*an-hip'-ne-ah*) [ἀν, priv.; ὕπνος, sleep]. Sleeplessness, insomnia.

anhypnosis (*an-hip-no'-sis*) [ἀν, priv.; ὕπνος, sleep]. Insomnia.

anhysteria (*an-his-te'-re-ah*) [ἀν, priv.; ὑστέρα, the uterus]. Absence of the uterus.

anianthinopsy (*an-e-an-thin-op'-se*) [ἀν, priv.; ἁνθινος, violet-colored; ὄψις, sight]. An inability to recognize violet tints.

anidean (*an-id'-e-an*) [See *anideus*]. Without shape or form; a formless monster.

anideus (*an-id'-e-us*) [ἀν, priv.; εἶδος, form]. The lowest form of omphalosite, in which the parasitic fetus is reduced to a shapeless mass of flesh covered with skin.

anidous (*an-i'-dus*) [ἀν, priv.; εἶδος, form]. Formless, from general arrest of development; used of fetal monsters.

anidros, anidrus (*an-id'-ros, -rus*). Marked by the absence of perspiration.

anidrosis (*an-id-ro'-sis*). See *anhidrosis*.

anidrotic (*an-id-rot'-ik*). See *anhidrotic*.

anile (*an'-il*) [*anus*, an old woman]. Imbecile; like an old woman.

anilide anilid, (*an'-il-id*) [Ar., *al*, the; *nīl*, dark blue]. A compound formed by the action of acid chloride or acid anhydride upon aniline. The anilides are very stable derivatives.

anilidmetarsenite (*an-il-id-met-ar'-sen-īt*), $C_6H_5NO_2AsC_6H_5NHAsO_2$. A white, odorless powder containing 37.69 % of arsenic, about half as much as arsenic trioxide. It dissolves in water up to 20 %, and is used by subcutaneous injection in skin diseases. Dose ½–3 gr. (0.05–0.2 Gm.) of 20 % solution a day. Syn., *atoxyl*.

aniline, anilin (*an'-il-in*) [see *anilide*], C_6H_7N. Amidobenzene; phenylamine; formed in the dry distillation of bituminous coal. bones, indigo, isatin, and other nitrogenous substances. It is made by reducing nitrobenzene. It is a colorless liquid with a faint, peculiar odor, boiling at 183°; its sp. gr. at 0° is 1.036. When perfectly pure, it solidifies on cooling, and melts at − 8°. It is slightly soluble in water, but dissolves readily in alcohol and ether. Combined with chlorine, the chlorates, and hypochlorites, it yields the various aniline dyes known by the names of *a. purple, a. green, a. black, a. blue*, etc. It is used in chorea and epilepsy in ½ gr. (0.03 Gm.) doses. Syn., *phenylamine; crystallin; cyanol*.

anilinophile (*an-il-in'-o-fil*) [*anilin*; φιλεῖν, to love]. 1. Readily stained with anilin. 2 A tissue or element staining readily with anilin.

anilipyrine (*an-il-i-pi'-rin*). A feebly toxic white powder, consisting of acetanilide, 1 part, antipyrine, 2 parts, melted together. It is more soluble in water than either of its constituents. Dose, 8–16 gr.

anilism (*an'-il-izm*) [*anilin*]. An acute or chronic disease produced in workmen in aniline factories by the poisonous fumes. The symptoms are debility, vertigo, gastrointestinal disturbance, and cyanosis.

anility (*an-il'-it-e*) [*anilis*, an old woman]. The state of being imbecile or childish.

anima (*an'-im-ah*) [L.; spirit]. 1. The soul; the vital principle. 2. Formerly, the active principle of a drug or medicine. 3. A current of air; the breath; the mind; consciousness. In the plural, *animæ*, the swimming-bladders of herring, used as a diuretic. **a. aloes,** refined aloes. **a. brutalis,** the blood. **animæ deliquium,** syncope. **animæ gravitas,** an offensive breath. **a. hepatis,** iron sulphate, from its supposed efficacy in liver disease. **animæ pathemata,** mental affections. **a. stahliana, a., Stahl's,** the vital principle of plants or animals.

animal (*an'-i-mal*) [*anima*, the spirit, breath, or life]. An organism capable of ingesting and digesting food. No sharp line of distinction exists between the lowest animals and certain vegetables. The higher animals are distinguished by the power of locomotion and the possession of a nervous system. **a., charcoal,** bone-black, ivory-black, etc., is the product of the calcining of bones in closed vessels. **a. chemistry,** that concerned with the composition of animal bodies. **a. electricity,** electricity gen-

erated in the body. **a.-gum,** $C_{12}H_{10}O_{10} + 2H_2O$. A substance prepared from mucin by Landwehr, and so named on account of its resemblance to the gum of commerce. It occurs in many tissues of the body, is soluble in water, and in alkaline solution readily dissolves cupric oxide, the solution not being reduced on boiling. It yields no coloration with iodine, and is very feebly dextrorotatory. **a. heat,** the normal temperature of the body in man—about 98.5° F. (37° C.). **a. magnetism,** mesmerism; hypnotism. **a. starch,** see *glycogen*. **a. tissue,** the textures of the body. **a. velum.** See *cargile membrane*.

animalcule (*an-im-al'-kūl*) [*animalculum*, a minute animal]. An animal organism so small as to require the microscope for its examination.

animality (*an-im-al'-it-e*). The state of having an animal nature.

animalization (*an-im-al-iz-a'-shun*) [*animalis*, animate]. The process of assimilating food to the tissues of the body.

animation (*an-im-a'-shun*) [*animare*, to have life or existence]. To be possessed of life. Formerly used to denote the effect of the vital principle by which the fetus acquires the power of continuing its existence. **a., suspended,** a condition marked by interrupted respiration and consciousness; caused by strangulation, the inhalation of carbon dioxide or other gases, etc.

anime (*an'-im-e*) [Fr., *animé*, origin doubtful]. A name of various resins, especially that of *Hymenæa courbaril*, a tree of tropical America, sometimes used in plaster, etc.

animism (*an'-im-izm*) [*anima*, soul]. Stahl's theory of life and disease, namely, that the soul is the source of both normal and pathological activities.

aniodol (*an-i'-o-dol*). A glycerol solution of trioxymethylene, useful as an antiseptic in 1 % solution.

anion (*an'-i-on*) [*ἀνα*, up; *ἰών*, going]. In electrolysis, an electronegative element or ion.

anios (*an'-e-os*). Trade name of an antiseptic, containing formaldehyde and phenol.

aniridia (*an-i-rid'-e-ah*) [*ἀν*, priv.; *ἶρις*, the rainbow]. Absence or defect of the iris.

aniridism, aniridismus (*an-ir'-id-izm, -iz'-mus*). See *anirsdia*.

anisalol (*an-is'-al-ol*), $C_6H_4(OCH_3)CO_2C_6H_5$. The phenyl ester of anisic acid, forming colorless crystals. It is antirheumatic and analgesic. Dose 8–15 gr. (0.52–1.0 Gm).

anisalyl (*an-is'-al-il*) [*anise; alcohol*], C_8H_9O. The univalent radical of anisic alcohol. **a. hydrate,** anisic alcohol.

anisamide (*an-is'-am-id*), $C_8H_9NO_2$. The amide of anisic acid; anisyl amide.

anisate (*an'-is-āt*) [*anisum*, anise]. A salt of anisic acid.

anisated (*an'-is-a-ted*) [*anisum*, anise]. Containing anise.

anischuria (*an-is-kū'-re-ah*) [*ἀν*, priv.; *ἰσχουρία*, retention of urine]. Enuresis *q. v.*

anise (*an'-is*). See *anisum*.

aniseed (*an'-is-ēd*). Anise-seed. The seed of *Pimpinella anisum*. See *anisum*.

anisette (*an'-is-et*) [*anisum*, anise]. A liqueur prepared by the distillation of the seeds of star anise, fennel, and coriander with water and alcohol and the addition of sugar.

anisic acid. See *acid, anisic*.

anisidin (*an-is'-id-in*), $N(C_7H_7O)H_2$. A base obtained from nitranisol by action of ammonium sulphide in alcoholic solution; with acids it forms crystalline compounds. Syn., *Methylphenidin; Methylamidophenol*. **a. citrate,** an analgesic similar to phenetidin citrate.

anisine (*an'-is-in*) [*anisum*, anise], $C_{22}H_{24}N_2O_2$. A crystalline alkaloid, a derivative of anise.

aniso- (*an'-is-o*) [*ἄνισος*, unequal]. In combination, unequal, unsymmetrical.

anisochromatic (*an-is-o-kro-mat'-ik*) [*aniso-; χρῶμα*, color]. Not having the same color throughout; said of solutions containing two pigments used in testing for color-blindness.

anisocoria (*an-is-o-ko'-re-ah*) [*aniso-; κορή*, pupil]. Inequality of the diameter of the pupils.

anisocytosis (*an-i-so-si-to'-sis*) [*aniso-; κύτος*, cell]. Abnormal inequality in the size of the red blood-corpuscles.

anisodactylus (*an-is-o-dak'-til-us*) [*aniso-; δάκτυλος*, a finger]. With unequal digits.

anisodont (*an-i'-so-dont*) [*aniso-; ὀδούς*, tooth]. Having irregular teeth of unequal length.

anisogamy (*an-is-og'-am-e*) [*aniso; γαμος*, marriage]. Fusion of two gametes of unequal form or size.

anisognathous (*an-is-og'-na-thus*) [*aniso-; γνάθος*, jaw]. Having the two jaws unlike as to the molar teeth.

anisohypercytosis (*an-is-o-hi-per-si-to'-sis*) [*aniso-; ὑπερ*, above; *κύτος*, cell]. Condition in which there is a leucocytosis accompanied by disturbance in the normal proportions of the different kinds of leucocytes.

anisohypocytosis (*an-is-o-hi-po-si-to'-sis*) [*aniso-, ὑπο*, under; *κύτος*, cell]. Condition in which the leucocytes are diminished in number, and the normal proportion of the different kinds of leucocytes is also disturbed.

anisol (*an'-is-ol*) [see *anisine*], C_7H_8O. Methylphenyl ether, produced by heating phenol with potassium and methyl iodide or potassium methyl sulphate in alcoholic solution. It is an ethereal-smelling liquid, boiling at 152°; its sp. gr. at 15° is 0.991.

anisoleucocytosis (*an-is-o-lū-ko-si-to'-sis*) [*aniso-; λεύκος*, white; *κύτος*, cell]. Same as *anisonormocytosis, q. v.*

anisomelia (*an-is-o-me'-le-ah*) [*aniso-; μέλος*, limb]. An inequality between corresponding limbs.

anisomelous (*an-is-om'-el-us*) [*aniso-; μέλος*, a limb]. Having limbs of unequal length.

anisomeria (*an-is-o-me'-re-ah*) [*aniso-; μέρος*, part]. The condition of having unequal organs or parts in successive series.

anisometrope (*an-is'-o-me-trōp*). A person with dissimilar refractive power of the two eyes.

anisometropia (*an-is-o-met-ro'-pe-ah*) [*aniso-; μέτρον*, a measure; *ὤψ*, the eye]. A difference in the refraction of the two eyes.

anisometropic (*an-is-o-met-rop'-ik*) [see *anisometropia*]. Affected with anisometropia.

anisonormocytosis (*an-is-o-nor-mo-si-to'-sis*) [*aniso; norma* a rule; *κύτος*, cell]. The presence in the blood of the normal number of leukocytes, but with an abnormal proportion of the various kinds of leukocytes among themselves.

anisopia (*an-is-o'-pe-ah*) [*aniso-; ὤψ*, eye]. Inequality of visual power in the two eyes.

anisosthenic (*an-is-o-sthen'-ik*) [*aniso-; σθενός*, strength]. Not of equal power; used of pairs of muscles.

anisotachys (*an-is-ot'-a-kis*) [*aniso-; ταχύς*, quick]. Applied to an accelerated pulse of varying rapidity.

anisotonic (*an-ı-so-ton'-ık*) [*anısso-*, *τόνος*, tone] Denoting unequal osmotic pressure

anisotropal, anisotropic, anisotropous (*an-ıs-o-trop'-al, an-ıs-o-trop'-ık, an-ıs-ot'-ro pus*) [*anısso-*; *τρόπος*, turning] Not possessing the same light-refracting properties in all directions, a term applied to doubly refracting bodies In biology, varying in irritability in different parts or organs

anisotrophy (*an-ıs ot'-ro fē*) [see *anisotropal*] The quality of being doubly refractive or unequally refractive in different directions, or of being unequally responsive to external influences

anisum (*an' ıs-um*) [L] Anise The fruit of *Pımpınella anisum* Its properties are due to a volatile oil It is slightly stimulant to the heart action It liquefies bronchial secretions and is therefore a favorite ingredient in cough-mixtures Dose 10–20 gr (0 65–1 3 Gm) **anisi, aqua** (U S P), oil of anise, 1, water 500 parts Dose indefinite **anisi, essentia** (B P) Dose 10–20 min (0 6–1 2 Cc) **anisi, oleum** (U S P), an ingredient in tinctura opii camphorata Dose 1–5 min (0 06–0 3 Gm) **anisi, spiritus** (U S P), a 10 % solution of the oil in alcohol Dose 1–2 dr (4–8 Cc)

anisuria (*an-ıs u' re-ah*) [*anısso-, urine*] A condition characterized by alternate polyuria and oliguria

anisyl (*an'-ıs-ıl*) [*anisum*] $C_8H_7O_2$ A hypothetic radical supposed to be found in anise and its derivatives

anitin (*an' ıt-ın*) A brownish powder obtained from ichthyol In 33 % aqueous solution it combines with phenols etc , to form anitols Syn , *ichthyosulphonic acid*

anitol (*an'-ıt ol*) Any one of the soluble compounds formed by anitin with phenols, cresols, etc , they possess germicidal properties

anitrogenous (*ah nı troj' en us*) [*a*, priv , *nitrogen*] Nonnitrogenous

ankle (*an'-kl*) [ME , *ancle*] The joint between the leg and the foot It is a ginglymus joint, with four ligaments, the anterior, posterior, internal, and external **a.-bone,** the astragalus **a.-clonus,** the succession of a number of rhythmic muscular contractions in the calf of the leg when the foot is suddenly flexed by pressure upon the sole It is a symptom of various diseases of the spinal cord especially those involving the lateral pyramidal tracts **a -jerk,** see *a -clonus* **a.-joint,** see *ankle* **a reflex,** see *a -clonus* **a., tailors',** a ganglion or synovial sac over the external malleolus in tailors, due to their constrained posture when at work **a. valgus,** a debilitated condition of the ankle joint due to laxity of the internal lateral ligament, permitting the foot to act as in talipes valgus

ankola (*an-ko'-lah*) [Hind] The bitter, emetic root-bark of *Alangium lamarkii*, a tree of tropical Asia and Africa It is used in India in skin diseases and leprosy

ankyla, ankyle (*an'-kıl ah, -e*) [*ἀγκύλη*, anything bent] 1 An angular part, particularly the elbow 2 Ankylosis of a joint with flexion 3 Abnormal adhesion of parts

ankylenteron (*an-kıl-en'-ter-on*) [*ἀγκύλη*, a coil, *ἔντερον*, an intestine] An adhesion between intestinal coils

ankyloblepharon (*an-kıl o-blef'-ar-on*) [*ankyle; βλέφαρον*, the eyelid] The adhesion of the ciliary edges of the eyelids

ankylocheilia, ankylochilia (*an-kıl-o-kı'-le-ah*) [*ankyle, χεῖλος* lip] Adhesion of the lips

ankylocolpos (*an-kıl o-kol'-pos*) [*ankyle, κόλπος*, the vagina] Atresia of the vagina or vulva

ankylodactylia (*an-kıl-o-dak tıl'-e-ah*) [*ankyle, δάκτυλος*, finger] Adhesion of fingers or toes to one another

ankylodeire, ankylodere, ankyloderis (*an-kıl-o-dı'-re, -de'-re, an-kıl-od'-er ıs*) [*ankyle, δειρη*, the neck] Wry-neck, torticollis

ankylodontia (*an-kıl-o-don'-she-ah*) [*ankyle, ὀδόυς*, a tooth] Irregularity in the position of the teeth

ankyloglossia, ankyloglossum (*an-kıl o-glos'-e-ah, an kıl o glos'-um*) [*ankyle, γλῶσσα*, the tongue] Tongue-tie

ankylomele (*an-kıl-om'-el-e*) [*ankyle, μέλος*, a limb] 1 The abnormal growing together of limbs (as of the fingers or toes) 2 [*μήλη*, a probe] A curved probe

ankylomerism (*an kıl om' er-ızm*) [*ankyle, μέρος*, a part] Abnormal adherence of parts to each other

ankylopodia (*an-kıl-o-po'-de-ah*) [*ankyle, πούς*, a foot] Ankylosis of the ankle-joint.

ankyloproctia (*an kıl o prok'-te-ah*) [*ankyle, πρωκτός*, the anus] Atresia of the anus

ankylorrhinia (*an-kıl-o-rın'-e-ah*) [*ankyle, ῥις*, the nose] Marked adhesion between the walls of a nostril.

ankylose (*an'-kıl-ōz*) [*ankyle*] To be, or to become, consolidated or firmly united

ankylosed (*an'-kıl ōzd*) Fixed by ankylosis

ankylosis (*an kıl o' sıs*) [see *ankylose*] Union of the bones forming an articulation, resulting in a stiff joint **a , capsular,** that due to cicatricial shrinking of the joint capsule **a., cartilaginous,** a form observed as a sequel of subacute coxitis in the young, marked with great muscle tension and absence of suppuration, the cartilages may remain intact for a long time, although the shrunken synovial membrane has ceased to secrete **a., central,** that due to causes present within the joint **a , extracapsular,** that due to rigidity of the parts external to the joint **a., false, a., spurious,** that due to the rigidity of surrounding parts **a., generalized,** ankylosis affecting many joints, or a tendency toward it **a , intracapsular,** that due to rigidity of the structures within a joint **a , ligamentous,** when the medium is fibrous **a., muscular,** that due to muscular contraction **a , true, a , bony,** that in which the connecting material is bone

Ankylostoma, Ankylostomum (*an kıl os'-to-mah, -mum*) [*ἀγκυλος* crooked, *στόμα*, a mouth] A genus of nematode worms, one species of which, *A duodenale* (hook-worm), is sometimes found in the human intestine It produces a condition analogous to pernicious anemia See *uncinariasis* **a. anemia,** anemia of those affected with ankylostomiasis

ankylostoma (*an-kıl-os'-to mah*) [*ἀγκύλος*, crooked, *στόμα*, mouth] Lockjaw, trismus

ankylostomiasis (*an-kıl-os-to-mı'-as-ıs*) [see *Ankylostoma*] The morbid condition produced by the presence of the parasite *Ankylostoma duodenale* in the human intestine It is especially prevalent among brickmakers and other workmen in Europe Syn , *dochmiasis, brickmakers' anemia; tunnel anemia, miners cachexia; Egyptian chlorosis, uncinariasis, hookworm disease*

ankylotia (*an-kıl-o'-she-ah*) [*ankyle; οὖς*, ear]. Union of the walls of the meatus auditorius.

ankylotome (*an'-kil-o-tōm*) [*ankyle; τόμη*, a cut]. 1. A knife for operating on tongue-tie. 2. Any curved knife.

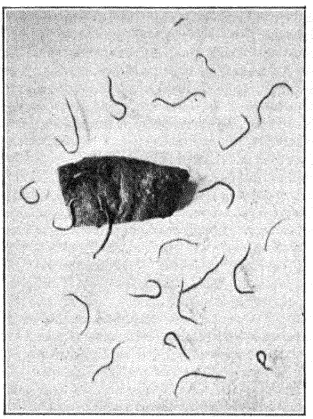

ANKYLOSTOMA DUODENALE (LIFE SIZE). SHOWS SOME WORMS ADHERENT TO THE INTESTINAL MUCOSA AND SOME FREE. (*From Jefferys and Maxwell.*)

ankylotomy (*an-kil-ot'-o-me*) [*ankyle; τόμη*, cut.] A cutting operation for the relief of tongue-tie.

ankylourethria (*an-kil-o-ū-re'-thre-ah*). See *ankylurethra*.

ankylurethra, ankylurethria (*an-kil-ū-re'-thrah, -re'-thre-ah*) [*ankyle; urethra*]. Urethral stricture or atresia.

ankyrism (*an'-kir-izm*) [*ἀγκύρισμα*, a hooking]. Articulation or suture by one bone hooking upon another.

ankyroid (*an'-kir-oid*) [*ἄγκυρα*, a hook]. Hook-shaped. **a. cavity,** in the brain, the posterior or descending cornu of the lateral ventricle. **a. process,** the coracoid process.

anlage (*ahn-lahg-eh*) [German]. Pl. *anlagen* or *anlages*. 1. The primitive undifferentiated mass of cells or rudiment of a part in a developing embryo. 2. The place in the embryo where differentiation first appears.

Annam ulcer. See *Anam ulcer.*

Annandale's operation (*an'-an-dāl*) [Thomas *Annandale*, Scotch surgeon, 1838–1907]. 1. For *dislocated cartilages;* incision into the knee-joint and stitching of the dislocated cartilages into their proper position. 2. For *genu valgum;* partial excision of both condyles of the femur. 3. For *nasopharyngeal polypus;* division of the alveolar margin and palatal portions of the upper jaw along their center, from before backward, and perforation of the bony septum of the nose, thus permitting separation of the two portions of the bone and exposure of the polypus. 4. For *varicocele;* a modification of Lee's operation, the veins only being excised, the scrotum being left intact. 5. For *webbed-fingers;* the longitudinal incisions are made along the sides of each finger. **A.'s triangle,** the space bounded in front by the patella, above by the articular surface of the femur, and below by the margin of the tibia.

annatto (*an-at'-o*). See *annotto.*

anneal (*an-ēl*) [Saxon, *annelan*, to heat]. To heat and cool slowly, as gold or other metals.

annectant (*an-ek'-tant*) [*ad*, to; *nectere*, to bind]. Linking or binding together. **a. convolutions,** see *convolution.*

annelid (*an'-el-id*) [*annulus*, a ring; *εἶδος*, form]. (1) Constructed of ring-like segments (2) name of a class of worms.

annelism (*an'-el-izm*) [*anellus*, dim. of *annulus*, a ring]. Possessing a ringed structure.

annexa (*an-neks'-ah*). See *adnexa.*

annexitis (*an-neks-i'-tis*) [*annexa; ἴτις*, inflammation]. Inflammation of the uterine appendages.

annexopexy (*an-neks'-o-peks-e*). See *adnexopexy.*

annidalin (*an-id'-al-in*). Dithymoltriiodide. A substitute for iodoform and aristol, *q. v.*

annotto (*an-ot'-o*) [native American]. A coloring-matter obtained from the pellicles of the seeds of *Bixa orellana*. It is used to color plasters and butter. Syn., *annatto; arnotto.*

annuens (*an'-ū-enz*) [*annuere*, to nod]. **The rectus capitis anticus minor muscle.**

annular (*an'-ū-lar*) [*annulus*, a ring]. Ring-like. **a. cartilage,** the cricoid cartilage. **a. finger,** the ring-finger. **a. ligament,** the ligament surrounding the wrist and the ankle. **a. muscle of Mueller,** the circular fibers of the ciliary muscle. **a. process, a. protuberance,** the pons Varolii. **a. reflex,** a ring-like reflection sometimes seen with the ophthalmoscope around the macula.

annulate (*an'-ū-lāt*). Characterized by, made up of, or surrounded by rings.

annulorrhaphy (*an-ū-lor'-af-e*) [*annulus*, ring; *ῥαφή*, suture]. Closure of a hernial ring or sac by suture.

annulose (*an'-ū-lōs*) [*annulus*, a ring]. Possessing rings.

annulus (*an'-ū-lus*) [see *annular*]. A ring-shaped or circular opening. **a. abdominalis,** the external or internal abdominal ring. **a. abdominis,** the inguinal ring. **a. ciliaris,** the boundary between the iris and the choroid. **a., cruralis, femoralis,** femoral ring (O. T. crural ring). **a., fibrocartilagineus,** fibrocartilaginous ring. **a. fibrosus.** 1. The external part of the intervertebral discs. 2. Firm connective tissue containing elastic fibers surrounding the auriculoventricular openings of the heart. Syn., *annulus fibrosus atrioventricularis.* 3. The circular fibrous attachment of the tympanic membrane to the tympanic plate. **a., hæmorrhoidalis,** hemorrhoidal ring. **a., inguinalis abdominalis,** abdominal inguinal ring (O. T. internal abdominal ring). **a. inguinalis cutaneus,** the external abdominal ring. **a., inguinalis subcutaneus,** subcutaneous inguinal ring (O. T. external abdominal ring). **a., iridis major,** greater ring of iris. **a., iridis minor,** lesser ring of iris. **a. membranæ tympani,** an incomplete bony ring that forms the fetal auditory process of the temporal bone. **a. migrans,** a disease of the tongue marked by crescentic bands of a light-colored rash which spread over its dorsal surface and sometimes over the sides and under surface. Syn., *annulus errans.* **a. osseus,** the tympanic plate. **a. ovalis,** the rounded or oval margin of the foramen ovale. **a., tendineus communis (Zinni),** common tendinous ring of Zinn. **a. tracheæ,** a tracheal ring. **a., tympanicus,** tympanic ring. **a. umbilicus,** the umbilical ring. **a., urethralis,** urethral ring. **a. ventriculi,** the pylorus.

AnOC. Abbreviation for anodal opening contraction.

anocathartic (*an-o-kath-ar'-tik*) [*ἄνω*, upward; *καθαρτικός*, purging]. Emetic.

anocavernosus (*an-o-kav-ur-no'-sus*). See *bulbocavernosus.*

anocelia, anocœlia (*an-o-se'-le-ah*) [ἄνω, upward; κοιλία, a cavity]. The thorax.

anoceliadelphous (*an-o-se-le-ah-del'-fus*) [ἄνω, upward; κοιλία, a cavity; ἀδελφος, a brother]. United by the thorax or upper part of the abdomen.

anochilon, anocheilon, anochilos (*an-o-ki'-lon, -los*) [ἄνω, upward; χεῖλος, a lip]. 1. The upper lip. 2. An individual having a large upper lip.

anochiloschisis, anocheiloschisis (*an-o-ki-los'-kis-is*) [ἄνω, upward; χεῖλος, a lip; σχίζειν, to split]. An operation of splitting the upper lip for reducing its size.

anochlesia (*an-ok-le-ze-ah*) [ἀν, priv.; ὀχλήσις, disturbance]. 1. Mental quietude. 2. Catalepsy.

anoci-association (*ah-no'-se-as-o-se-a'-shun*). The condition in which pain, fear, shock, and neuroses are blocked, and so excluded, in surgical cases. See *noci-association.*

anociation (*ah-no-se-a'-shun*). Anoci-association.

anocithesia (*ah no-sith-e'-ze-ah*). Anoci-association.

anococcygeal (*an-o-kok-siy'-e-al*) [*anus*, the fundament, κόκκυξ, the coccyx]. Pertaining to the anus and the coccyx. **a. body,** the structures lying between the anus and the coccyx. **a. ligament,** a ligament that connects the tip of the coccyx with the external sphincter ani muscle.

anodal (*an'-o-dal*) [ἀνά, up; ὁδός, a way]. Relating to the anode; electropositive. **a. closure,** the closure of an electric circuit with the anode placed in relation to the muscle or nerve which is to be affected. **a. closure clonus, a. closure contraction,** see *contraction, anodal closure* **a. diffusion,** same as *cataphoresis.* **a. duration,** the duration of an anodal closure contraction. **a. opening contraction,** see *contraction.*

anode (*an'-ōd*) [see *anodal*]. The positive pole of a galvanic battery. **a., soluble,** Sprague's term for an anode formed of the metal which is deposited.

anodermous (*an-o-der'-mus*) [ἀ, priv.; δέρμα, the skin]. Without the appearance of an epidermis

anodic (*an-od'-ik*) [ἄνω, upward; ὁδος, way]. 1. In biology, applied to the upper edges of leaves arranged in ascending spirals. 2. Ascending 3. Anodal

anodinia (*an-o-din'-e-ah*) [ἀ, priv ; ὠδίς, the pain of childbirth]. Absence of labor-pains.

anodinous (*an-od'-in-us*). Without labor pains.

anodmia (*an-od'-me-ah*) [ἀν, priv.; ὀδμή, smell]. Absence of the sense of smell.

anodont, anodontous, anodous (*an'-o-dont, an-o-dont'-us, an'-od-us*) [ἀν, priv.; ὀδούς, a tooth]. Toothless.

anodontia (*an-o-don'-she-ah*) [ἀν, priv.; ὀδεύς, tooth]. Absence of the teeth.

anodyne (*an'-o-din*) [ἀν, priv ; ὀδύνη, pain]. 1. A medicine that gives relief from pain 2. Relieving pain. **a., Hoffman's,** compound spirit of ether.

anodynia (*an-o-din'-e-ah*) [see *anodyne*]. 1. Freedom from pain. 2. Loss of sensation. Cf. *anodinia.*

anœdochium (*an-e-o-do'-ke-um*) [ἄνοος, without understanding; δοχός, a receptacle] A lunatic asylum.

anoesia (*an-o-e'-se-ah*) [ἀνοησία, a want of sense]. Want of understanding.

anogon (*an'-o-gon*). The mercurous salt of diiodoparaphenolsulphonic acid. It is said to contain nearly 50 % of mercury and 30 % of iodine. It is insoluble in the ordinary solvents, and is used in the treatment of syphilis.

anoia (*an-oi'-ah*) [ἄνοια, idiocy]. Synonym of *idiocy.*

anomalism (*an-om'-al-izm*) [ἀνώμαλος, strange] Deviation from the normal order or standard.

anomalology (*an-om-al-ol'-o-je*) [ἀνώμαλος, strange; λόγος, science]. The science of anomalies.

anomalonomy (*an-om-al-on'-o-me*) [ἀνωμαλία, irregularity; νόμος, a law]. The science of the laws governing anomalism.

anomaloscope (*an-om'-al-o-skōp*) [ἀνομαλος, irregular; σκοπεῖν, to examine]. An instrument used for the detection of color blindness.

anomalotrophy (*an-om-al-ot'-ro-fe*). An anomaly of nutrition.

anomalous (*an-om'-al-us*) [see *anomaly*]. Irregular; characterized by deviation from the common or normal order.

anomalus (*an-om'-al-us*) [ἀνώμαλος, not ordinary] A muscle or muscular slip sometimes occurring beneath the levator labii superioris alæque nasi.

anomaly (*an-om'-al-e*) [ἀνωμαλία, irregularity] A marked deviation from the normal; an abnormal thing or occurrence.

anomia (*an-o'-me-ah*). 1. See *anomaly.* 2. [ἀ, priv.; ὄνομα, name]. Loss of ability to name objects or to recognize names.

anomous (*an-o'-mus*) [ἀ, priv., ὦμος, the shoulder]. Without shoulders

Anona (*an-o'-nah*) [Malay, *menona*]. A genus of shrubs and trees of the order *Anonaceæ*, native of tropical America. *A. ambotay* is a native of French Guiana. The bark is applied to malignant ulcers. *A. glabra* is a West Indian species. The juice of the unripe fruit is applied to ulcers. *A. muricata*, sour-sop, rough anona, is an American tree, but cultivated in all tropical countries, where the ripe fruit is a favorite food and used in a cooling drink for fevers The astringent unripe fruit is used in intestinal atony. The bark is astringent and irritant; the root-bark is used in cases of disease resulting from ingestion of poisonous fish, the leaf is anthelmintic and externally a suppurant. The edible fruit of *A. obtusifolia* is used in South America and in the West Indies by the natives as a narcotic *A. reticulata*, custard-apple, is a West Indian tree, but cultivated throughout the tropics. The unripe dried fruit and seeds are used as an intestinal astringent; the kernels of the seeds are very poisonous; the leaves are anthelmintic. *A. spinescens*, of Brazil; the seeds are used to poison vermin; the fruit as a poultice. *A. squamosa*, sweet-sop, bullock's-heart, is an American tree cultivated throughout the tropics for its fruit, which is used medicinally as is *A. muricata.* The seeds are used to destroy insects; the bark is employed by the Malays and Chinese as a tonic.

anonychia (*an-o-nik'-e-ah*) [ἀν, priv.; ὄνυξ, nail]. Absence of the nails.

anonyma (*an-on'-im-ah*) [ἀν, priv.; ὄνυμα, name]. The innominate artery.

anonymos (*an-on'-im-us*) [see *anonyma*] The cricoid cartilage.

anonymous (*an-on'-im-us*) [see *anonyma*]. Nameless. **a. bone,** see *innominatum.*

anoopsia (*an-o-op'-se-ah*) [ἀνώ, upward; ὄψις, vision]. Strabismus in which the eye is turned upward.

anoperineal (*a-no-per-in-e'-al*). Relating to the anus and the perineum.

Anopheles (*an-of'-el-ēz*) [ἀνωφελής, harmful]. A genus of dipterous insects (mosquitoes), belonging to the family *Culicidæ*. **A. christophersé,** of India, harbors sporozoits, and in districts where present the endemic index of malaria varies from 40 to 72 %. **A. maculipennis,** is the common form of northern and central Europe and America, and the common agent in the transmission of the malaria parasite. Syn., *Anopheles quadrimaculatus*. **A. punctipennis,** a species which is believed not to transmit the malarial germ. **A. rossii,** the most widely distributed species in India, breeding in foul water; does not carry the parasite of benign nor of malignant tertian fever, and in Calcutta, where this is the prevalent species, the endemic index of malaria is zero.

anophelicide (*an-of-el'-is-īd*) [*anopheles; cædere* to kill]. An agent which is destructive to anopheles.

anophelifuge (*an-of-el'-if-ūj*) [*anopheles; fugare*, to put to flight]. An agent which prevents the bite or attack of anopheles.

anophelism (*an-of'-el-izm*). Infestation of any region, with anopheles.

anophoria (*an-o-fo'-re-ah*) [ἀνώ, upward; φέρειν, to bear]. See *anotropia*.

anophthalmia (*an-of-thal'-me-ah*) [ἀν, priv.; ὀφθαλμός, eye]. Congenital absence of the eyes. **a. cyclopica,** a congenital malformation in which the eye-socket is very ill-developed and the orbit rudimentary or altogether absent

anophthalmos (*an-off-thal'-mus*)[ἀν, priv.; ὀφθαλμός, eye]. 1. Congenital absence of the eyes. 2. A person born without eyes.

anophthalmus (*an-of-thal'-mus*). See *anophthalmos*.

anopia (*an-o'-pe-ah*) [ἀν, priv.; ὤψ, the eye]. Absence of sight, especially that due to defect of the eyes.

anopsia (*an-op'-se-ah*) [ἀν, priv.; ὄψις vision]. See *amblyopia*.

anopubic (*a-no-pu'-bik*). Relating to the anus and the pubes.

anorchia (*an-or'-ke-ah*). See *anorchism*.

anorchism (*an'-or-kizm*) [ἀν, priv.; ὄρχις, the testicle]. Absence of the testicles.

anorchous (*an-or'-kus*) [ἀν, priv.; ὄρχις, the testicle]. Without testicles.

anorchus (*an-or'-kus*) [ἀν, priv.; ὄρχις, the testicle]. A person in whom the testicles are absent or not descended.

anorectal (*a-no-rek'-tal*). Pertaining to the anus and the rectum.

anoretic, anorectous (*an-o-rek'-tik, an-o-rek'-tus*) [ἀν, priv.; ὄρεξις, appetite]. Without an appetite.

anorexia (*an-or-ek'-se-ah*) [ἀν, priv.; ὄρεξις, appetite]. Absence of appetite. **a. nervosa,** an hysterical affection occurring chiefly in young neurotic females, and characterized by a great aversion to food.

anoria (*an-or'-e-ah*) [ἀνωρία, untimeliness]. Immaturity.

anormal (*ah-nor'-mal*) [ἀν, priv.; *norma*, a rule]. Abnormal.

anorrhorrhea (*an-or-or-e'-ah*) [ἀν, priv.; ὀρρός, serum; ῥοία, a flow]. A diminished or defective secretion of serous substance.

anorthography (*an-or-thog'-ra-fe*) [ἀν, priv.; ὀρθός, straight; γράφειν, to write]. Incapacity to write correctly; motor agraphia.

anorthopia (*an-or-tho'-pe-ah*) [ἀν, priv.; ὀρθός, straight; ὄψις, vision]. 1. A defect in vision in which straight lines do not seem straight, and parallelism or symmetry is not properly perceived. 2. Squinting; obliquity of vision

anorthoscope (*an-or-tho'-skōp*) [ἀν, priv.; ὀρθός, straight; σκοπεῖν, to look]. An apparatus for connecting in one perfect visual image disconnected and incomplete pictures.

anorthosis (*an-or-tho'-sis*) [ἀν, priv.; ὄρθωσις, a making straight]. Absence or defect of erectility.

anoscope (*a'-no-skōp*) [*anus;* σκοπεῖν, to look]. An instrument for examining the rectum.

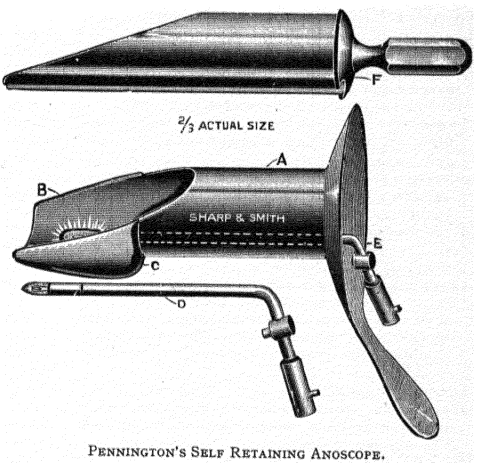

PENNINGTON'S SELF RETAINING ANOSCOPE.

anoscopy (*an-os'-kop-e*). Inspection of the anus by means of the anoscope.

anosia (*an-o'-se-ah*) [ἀ, priv.; νόσος, disease]. Without disease; normal health.

anosmabic (*an-ōz-mab'-ik*). See *anosmatic*.

anosmatic (*an-ōz-mat'-ik*) [ἀν, priv.; ὀσμή, smell]. 1. With small olfactory lobes. 2. Not having a keen sense of smell.

anosmia (*an-ōz'-me-ah*) [ἀν, priv.; ὀσμή, smell]. Absence of the sense of smell. **a., afferent,** that due to the loss of the conductivity of the olfactory nerves. **a., central,** that due to cerebral disease. **a., organic,** that due to disease of the nasal pituitary membrane. **a., peripheral,** that due to disease of the peripheral ends of the olfactory nerves.

anosmic, anosmous (*an-ōz'-mik, -mus*). 1. Without odor. 2. Having no sense of smell.

anosodiaphoria (*an-o-so-di-af-or'-e-ah*) [ἀ, priv.; νόσος, disease; διαφορά, difference]. Indifference (real or pretended) with regard to the presence of disease, especially of paralysis.

anosognosia (*an-o-sog-no'-ze-ah*) [ἀ, priv.; νόσος, disease; γνῶσις, knowledge]. Ignorance (real or pretended) of the presence of disease, especially of paralysis; the opposite of pathodixia.

anosphrasia (*an-os-fra'-ze-ah*). Defect or absence of the sense of smell.

anosphresis (*an-os-fre'-sis*) [ἀν, priv.; ὄσφρησις, odor]. Same as *anosphrasia.*

anospinal (*a-no-spi'-nal*) [*anus; spine*]. Relating to the anus and the spinal cord. **a. center,** a center that controls the anal sphincters. It is situated in the lumbar portion of the spinal cord.

anostomosis (*an-os-tom-o'-sis*). See *anastomosis.*

anostosis (*an-os-to'-sis*) [ἀν, priv.; ὀστέον, bone]. Defective development of bone.

anotia (*an-o'-she-ah*) [see *anotous*]. Congenital absence of the ears.

anotous (*an-o'-tus*) [ἀ, priv.; οὖς, ear]. Devoid of ears; earless.

anotropia (*an-o-tro'-pe-ah*) [ἄνω, upward; τρέπειν, to turn]. A condition in which the visual axes tend to rise above the object looked at.

anotus (*an-o'-tus*) [ἀν, priv.; οὖς, the ear] Destitute of ears.

anovarism (*an-o'-var-izm*) [ἀ, priv; *ovary*]. Absence of ovaries.

anovarthyroid serum (*an-o-var-thi'-royd*) [ἀν, priv.; *ovum; thyroid*]. A serum from sheep whose ovaries and thyroid gland have been removed. It has been used in osteomalacia.

anovesical (*a-no-ves'-ik-al*) [*anus; vesica,* the bladder]. Pertaining conjointly to the anus and urinary bladder.

anoxemia anoxæmia, anoxyemia (*an-oks-e'-me-ah, an-oks-e-e'-me-ah*) [ἀν, priv.; *oxygen;* αἷμα, blood]. 1. A lack of oxygen in the blood. 2. An abnormal condition due to the breathing of an insufficient amount of oxygen; mountain sickness; balloon sickness.

anoxoluin, anoxolyin (*an-oks-ol'-ū-in, -i-in*) [ἀν, priv.; ὀξύς, sharp; λύειν, to dissolve] The substance opposed to oxolyin, which, according to Le Conte, exists with it in fibrin, albumin, globulin, and casein, and which is not soluble in glacial acetic acid.

anoxybiosis (*an-oks-e-bi-o'-sis*) Anaerobiosis

anoxycausis (*an-oks-e-kaw'-sis*) [ἀν, priv.; ὀξύς, sharp; καῦσις, a burning]. Combustion without the presence of oxygen

anozol (*an'-o-zol*). A combination of iodoform and thymol; deodorous iodoform.

ansa (*an'-sah*) [L., "a handle"]. A loop. **a. atlantis,** the uppermost cervical ansa **a. capitis,** the zygomatic arch. **a., cervical,** one of the intercommunicating branches of the anterior cervical nerves. **a., coccygeal.** See *A. sacralis.* **a., galvanocaustic,** the wire loop of a galvanic cautery. Syn., *ligatura candens* **a., Haller's,** the loop formed by the nerve joining the facial and glossopharyngeal nerves. **a., Henle's,** a part of the uriniferous tubule. **a. hypoglossi,** a loop formed at the side of the neck by the junction of the descendens noni nerve, with branches of the second and third cervical nerves. **a., intergenicularis,** fibers connecting the geniculate bodies. **a., intestinalis,** any loop of the small intestine. **a. lenticularis,** a bundle of fibers proceeding from the neural laminæ between the divisions of the lenticular nucleus. Syn., *ansa lentiformis; lenticular loop.* **a. lumbalis, a. lumbaris,** one of the connecting ramifications between the branches of the lumbar nerves. **a., peduncularis,** the ventral stalk of the thalamus. **a. sacralis,** loop joining the ganglion impar with the sympathetic trunks of the two sides. **a., sternal,** the interclavicular notch. **a. subclavialis, a., subclavian,** see *a. of Vieussens.* **a. supramaxillaris,** one of communication between the ventral and dorsal superior dental nerves. **a. of Vieussens,** a loop extending from the third cervical ganglion and surrounding the subclavian artery. **a. of Wrisberg,** the nerve joining the right great splanchnic and right pneumogastric nerves.

Anschuetz's chloroform. See *chloroform.*

anserine (*an'-ser-ēn*) [*anser,* a goose]. Resembling a goose. **a. disease,** a wasting of the muscles of the hands, rendering the tendons unduly prominent, and suggesting the appearance of a goose's foot. **a. skin,** goose-skin.

ansiform (*an'-si-form*) [*ansa,* a handle; *forma,* shape]. Loop-shaped.

Anstie's rule (*an'-ste*) [Francis Edmund *Anstie,* English physician, 1833–1874]. No healthy man can take without injury more than the equivalent of 1½ ounces of absolute alcohol *per diem.* **A.'s test for alcohol in urine,** a mixture of potassium bichromate 1, and strong sulphuric acid 300 is added drop by drop to the urine; an emerald green color denotes the presence of a toxic amount of alcohol.

ant-, anti- (*ant-,* or *an'-te*) [ἀντί, against]. Prefixes to compound words signifying opposed to, against, counteracting, etc.

antacid (*ant-as'-id*) [*anti,* against; *acidus,* acid]. 1. Neutralizing acidity. 2. A substance counteracting or neutralizing acidity. An alkali

antacidin (*ant-as'-id-in*). Saccharate of lime

antacrid (*ant-ak'-rid*) [*anti-; acer,* sharp]. Correcting acridity in the secretions. **a. tincture,** see *guaiac mixture, Fenner's.*

antagonism (*an-tag'-on-izm*) [see *antagonist*]. Opposition; opposed action, as of two sets of muscles or of two remedial agents.

antagonist (*an-tag'-o-nist*) [ἀνταγωνιστής, counteracting]. A term applied to a drug that neutralizes the therapeutic effects of another. In anatomy, a muscle that acts in opposition to another. **a., associated,** a name given to that muscle of a healthy eye that turns the globe in the same direction as the affected muscle of the opposite eye would, if normal, turn the eye to which it belongs.

antagonistic (*an-tag-o-nis'-tik*) [see *antagonist*]. Opposing.

antagonize (*an-tag'-on-īz*) [see *antagonist*]. To neutralize

antalgesic (*ant-al-je'-sik*) [see *antalgic*]. Antalgic.

antalgic (*ant-al'-jik*) [*anti-;* ἄλγος, pain]. 1. Relieving pain. 2. A remedy that relieves pain.

antalkaline (*ant-al'-kal-in*) [*anti-; alkali*]. 1. Neutralizing alkalies. 2. An agent neutralizing alkalies, as acids.

antanacathartic (*ant-an-ah-kath-ar'-tik*) [*anti-;* ἀνά, up; κάθαρσις, purgation]. 1. Checking expectoration. 2. An agent which checks expectoration.

antanemic (*ant-an-e'-mik*) [*anti-; anemic*]. 1. Correcting anemia. 2. A remedy efficient in anemia.

antaphrodisiac (*ant-af-ro-diz'-e-ak*) [*ant-; -ἀφροδίσια,* sexual desire]. 1. Lessening the venereal desires. 2. An agent that lessens the venereal impulse; an anaphrodisiac.

antaphroditic (*ant-af-ro-dit'-ik*)]. See *antaphrodisiac.*

antapoplectic (*ant-ap-o-plek'-tik*) [*anti-;* ἀποπληξία, apoplexy]. Efficient in preventing or treating apoplexy.

antarthritic (*ant-ar-thrit'-ik*) [*anti-;* ἀρθριτικός, gouty]. 1. Relieving gout. 2. A medicine for the relief of gout.

antasphyctic (*ant-as-fik'-tik*) [*anti-*; ἄσφυκτος, pulseless]. 1. Efficient in preventing asphyxia. 2. An agent efficacious in preventing asphyxia.

antasthenic (*ant-as-then'-ik*) [*anti-*; ἀσθένεια, weakness]. Tending to correct debility and restore the strength.

antasthmatic (*ant-az-mat'-ik*) [*anti-*; ἆσθμα, short-drawn breath]. 1. Relieving asthma. 2. A medicine serving for the relief of asthma.

antatrophic (*ant-at-rof'-ik*) [*ant-*; ἀτροφία, wasting]. 1. Preventing atrophy. 2. A drug that will prevent wasting or atrophy.

antebrachial (*an-te-bra'-ke-al*). Pertaining to the forearm.

antebrachium (*an-te-bra'-ke-um*). See *antibrachium*.

antecardium (*an-te-kar'-de-um*) [*anti-*; καρδία, the heart] The scrobiculus cordis, or pit of the stomach; the infrasternal depression; the precordium.

ante cibum (*ante si'-bum*). Latin for "before a meal."

antecornu (*an-te-kor'-nu*). See *precornu*.

antecubital (*an-te-ku'-bit-al*) [*ante*, before; *cubitum*, the elbow]. Situated in front of the elbow.

antecurvature (*an-te-kur'-va-tūr*) [*ante*, forward; *curvatus*, bent]. A forward curvature.

antedisplacement (*an-te-dis-plās'-ment*) [*ante*, forward; O. F., *desplacer*, to put out of place]. Forward displacement of a part or organ.

antefebrile (*an-te-feb-ril*) [*ante*, before; *febris*, fever]. The period before a fever.

antefixatio uteri (*an-te-fiks-a'-she-o u'-ter-i*). The operative suturing of the uterus in retroflexion.

anteflect (*an'-te-flekt*) (See *anteflexion*]. To bend forward.

anteflexion (*an-te-flek'-shun*) [*ante*, before, *flectere*, to bend]. A bending forward. **a. of uterus**, a condition in which the fundus of the uterus is bent forward

antehelix (*an-te-he'-liks*). See *anthelix*.

antelocation (*an-te-lo-ka -shun*) [*ante*, before; *locus*, a place]. The forward displacement of an organ or viscus.

antemetic (*ant-em-et'-ik*). See *antiemetic*.

antemortem (*an'-te-mor'-tem*) [L.] Before death.

antenarial (*an-te-na'-re-al*) [*ante*, before; *nares*, the nostrils] Situated in front of the nostrils

antenatal (*an-te-na'-tal*) [*ante*, before; *natus*, born]. Occurring or existing before birth.

anteneasmum, anteneasmus (*an-ten-e-az'-mum, -mus*). P. Zacchias' term for a form of dementia marked by restlessness and a suicidal tendency.

ante partum (*an'-te par'-tum*) [L.]. Before delivery.

antepileptic (*ant-ep-il-ep'-tik*) [*anti-*; ἐπίληψις, epilepsy]. Relieving epilepsy.

anteprostate (*an-te-pros'-tāt*) [See *anteprostatic*]. Cowper's glands.

anteprostatic (*an-te-pros-tat'-ik*) [*ante*, before; προστάτης, one who stands before]. Situated before the prostate. **a. glands.** 1. Cowper's glands. 2. Certain small accessory glands sometimes found between Cowper's gland and the prostate.

antepyretic (*an-te-pi-ret'-ik*) [*ante*; πυρετός, fever]. Prior to the development of fever.

antereisis (*ant-er-i'-sis*) [ἀντέρεισις, resistance]. The resistance opposed by a dislocation during its reduction.

anterethic (*an-ter-eth'-ik*) [*anti-*; ἐρεθισμός, irritation]. Soothing; allaying irritation.

anterior (*an-te'-re-or*) [L., "before"]. Situated before or in front of; pertaining to the part or organ situated toward the ventral aspect of the body. **a. poliomyelitis**, inflammation of the anterior horns of the spinal cord, giving rise to a characteristic paralysis, common in children. **a. rotation**, the forward turning of the presenting part in labor.

antero- (*an'-te-ro-*) [*anterior*, before]. A prefix signifying position in front.

anterodorsal (*an-te-ro-dor'-sal*) [*antero-*; *dorsum*, the back]. Pertaining to the ventral aspect of the dorsum.

antero-external (*an-te-ro-eks-ter'-nal*). Situated in front to the outer side.

anterograde (*an'-te-ro-grād*) [*antero-*; *gredi*, to go]. Proceeding forwards.

anteroinferior (*an-te-ro-in-fe'-re-or*) [*antero-*; *inferior*, lower]. Situated in front and below.

anterointerior (*an-te-ro-in-te'-re-or*). Located ventrally and internally.

anterointernal (*an-te-ro-in-tur'-nal*). Situated in front to the inner side.

anterolateral (*an-te-ro-lat'-er-al*) [*antero-*; *latus*, a side]. In front and to or on one side; from the front to one side.

anteromedian (*an-te-ro-me'-de-an*) [*antero-*; *medius*, the middle]. In front and toward the middle.

anteroparietal (*an-te-ro-par-i'-et-al*) [*antero-*; *parietal*]. Anterior and also parietal. **a. area**, the anterior part of the parietal area of the cranium.

anteroposterior (*an-te-ro-pos-te'-re-or*) [*antero-*; *posterior*, backward]. Extending from before backward.

anterosuperior (*an-te-ro-su-pe'-re-or*) [*antero-*; *superior*, upper] Situated in front and above.

anterotic (*ant-e-rot'-ik*) [*anti-*; ἐρωτικός, pertaining to love]. Anaphrodisiac

anteversion (*an-te-ver'-shun*) [*ante*, forward; *vertere*, to turn]. A turning forward. **a. of uterus**, a tilting forward of the uterus.

antevert (*an-te-vert'*) [*ante*, before; *vertere*, to turn]. To turn forward.

anthectic (*an-thek'-tik*) [*anti-*; ἑκτικός, hectic]. 1. Efficacious against tuberculosis. 2. An agent or remedy efficient against tuberculosis.

anthelicine (*an-thel'-is-in*) [ἀνθέλιξ, the inner curvature of the ear]. Pertaining to the anthelix.

anthelix (*an'-the-liks*) [ἀνθέλιξ, the inner curvature of the ear]. The ridge surrounding the concha of the external ear posteriorly.

anthelmintic (*an-thel-min'-tik*) [*anti-*; ἕλμινς, a worm]. 1. Efficacious against worms. 2. A vermicide.

anthema (*an'-the-mah*) [ἀνθεῖν, to bloom]. An exanthem; a skin eruption.

anthemis (*an'-them-is*) [ἄνθεμις, a flower]. Camomile. The flower-heads of *A. nobilis*, the properties of which are due to a volatile oil, a camphor, and a bitter principle. It is useful in coughs and spasmodic infantile complaints, and is an excellent stomachic tonic. Infusion of 4 dr. to 1 pint, given in doses of 1–2 oz. (30–60 Cc.). **anthemidis, extractum** (B. P.). Dose 2–10 gr. (0.13–0.65 Gm.). **anthemidis, infusum** (B. P.). Dose 1–4 oz. (30–120 Cc.). **anthemidis, oleum**, the volatile oil of camomile Dose 2–10 min. (0.12–0.6 Cc.).

anthemorrhagic (*ant-hem-or-raj'-ik*) [*anti-*; αἷμα, blood; ῥαγία, a bursting]. Checking or preventing hemorrhage.

anther (*an'-ther*) [ἀνθηρός, in full bloom]. In biology, the male sexual organ in plants; the summit and essential part of the stamen. It contains the pollen or fecundating substance of the flower.

antherpetic (*ant-her-pet'-ik*) [*anti-; herpes*]. 1. Efficient against herpes. 2. An efficacious remedy for herpes.

anthocephalous, anthocephalus (*an-tho-sef'-al-us*) [*ἄνθος*, a flower; *κεφαλή*, a head]. Having a flower-shaped head, *e. g.*, *tænia anthocephala*

anthocyanin (*an-tho-si'-an-in*). A pigment occurring in beets

anthocyaninemia (*an-tho-si-an-in-e'-me-ah*) [*anthocyanin; αἷμα*, blood] The presence of anthocyanin in the blood serum.

anthocyaninuria (*an-tho-si-an-in-ū'-re-ah*) [*anthocyanin, οὖρον*, urine] The presence of anthocyanin in the urine when voided.

Anthony's fire, St. See *erysipelas.*

anthorism, anthorisma (*an'-thor-izm, an-thor-iz'-mah*) [*anti-; ὁρισμα*, a boundary]. A diffuse swelling

anthracemia (*an-thras-e'-me-ah*) [*anthrax; αἷμα*, blood]. 1. Woolsorter's disease; splenic fever of animals, a disease due to the presence in the blood of *Bacillus anthracis*. 2. Asphyxia due to carbon monoxide poisoning.

anthracene (*an'-thra-sēn*) [*anthrax*], $C_{14}H_{10}$ A hydrocarbon formed from many carbon compounds when they are exposed to a high heat; also from coal-tar.

anthracia (*an-thra'-se-ah*) [*anthrax*]. Any disease characterized by the formation of carbuncles. **a. pestis,** the plague **a. rubula,** synonym of *frambesia.*

anthracic (*an'-thras-ik*) [*anthrax*] Pertaining to or of the nature of anthrax

anthracin (*an'-thras-in*) [*anthrax*]. A toxic ptomaine derived from pure cultures of the bacillus of anthrax.

anthracina (*an-thras-e'-nah*). Melanotic carcinoma

anthracite (*an'-thras-īt*) [*ἄνθραξ*, a coal]. A variety of mineral coal containing but little hydrogen, and therefore burning almost without flame

anthracnosis (*an-thrak-no'-sis*) [*ἄνθραξ*, a coal; *νόσος*, disease] Black rot, a fungus disease of vines, caused by the *Phoma uvicola*, or *Sphaceloma ampelinum.*

anthracoid (*an'-thrak-oid*) [*anthrax; εἶδος*, likeness]. Resembling carbon, anthrax, or the gem carbuncle.

anthracolemus, anthracolœmus (*an-thra-kol-e'-mus*) [*anthrax; λοιμός*, a plague]. Contagious anthrax.

anthracoma (*an-thrak-o'-mah*) [*anthrax*] A carbuncle.

anthracometer (*an-thrak-om'-et-er*) [*anthrax; μέτρον*, a measure] An instrument for estimating the amount of carbon dioxide in the air.

anthracometry (*an-thrak-om'-et-re*) [*ἄνθραξ*, carbon; *μέτρον*, a measure] The determination of the amount of carbon dioxide in air.

anthraconecrosis (*an-thrak-o-ne-kro'-sis*) [*anthrax; νέκρωσις*, death]. The necrotic transformation of a tissue into a black mass, as in dry gangrene.

anthracopestis (*an-thrak-o-pes'-tis*) [*anthrax, pestis*, a plague] Malignant anthrax.

anthracophlyctis (*an-thrak-o-flik'-tis*) [*anthrax; φλυκτίς*, a pustule] The same as *anthracopestis*

anthracosis (*an-thrak-o'-sis*) [*anthrax; νόσος*, disease]. 1. "Miners' lung." A diseased condition of the lung produced by the inhalation of coal-dust. 2 A malignant or corroding ulcer; a carbuncle.

anthraflavon (*an-thra-flav'-on*) [*anthracene; flavus*, yellow], $C_{14}H_8O_4$ A substance acting as a dibasic acid, forming yellow needles subliming without fusion at temperatures above 300° C.

anthragallol (*an-thra-gal'-ol*), $C_{14}H_8O_5$. A reaction-product of benzoic, gallic, and sulphuric acids. It occurs as a dark-brown paste or orange-red acicular crystals, soluble in alcohol; melts at 310° C. Sublimes at 290° C. It is used in dyeing. Syn., *trioxyanthraquinone.*

anthraglucorhamnin (*an-thra-gloo-ko-ram'-nin*). A glucoside found in *Rhamnus frangula*, used as a cathartic.

anthraglucorhein (*an-thra-gloo-ko'-re-in*). A glucoside found in rhubarb, used as a cathartic.

anthrapurpurin (*an-thra-pur'-pu-rin*) [*anthracene; purpurin*], $C_{14}H_8O_5$. A derivative of anthraflavic acid and an isomer of purpurin and of flavopurpurin, almost identical with the latter; it forms orange-colored needles **a. acetate, a. diacetate,** a fine yellow, tasteless powder, freely soluble in glacial acetic acid and xylol, sparingly so in alcohol, insoluble in water. It is used as an aperient and laxative (it colors the urine red). Dose 7½ gr. (0.5 Gm.). Syn., *purgatin; purgatol.*

anthraquinolin (*an-thra-kwin'-ol-in*) [*anthracene; quina*, bark]. $C_{17}H_{11}N$ A crystalline substance melting at 170° C., boiling at 446° C.; its solutions exhibit an intensely blue fluorescence.

anthraquinone (*an-thra-kwin'-on*) [*anthracene; quinone*], $C_{14}H_8O_2$. A substance produced by oxidizing anthracene with HNO_3. It sublimes in yellow needles, melting at 277° C., and is soluble in hot benzene and HNO_3

anthrarobin (*an-thra-ro'-bin*), $C_{14}H_{10}O_3$ A derivative of alizarin, similar to chrysarobin It is a yellowish-white powder, insoluble in water, but soluble in alcohol and dilute alkaline solutions It is useful in psoriasis, herpes, pityriasis versicolor

anthrasol (*an'-thra-sol*) A proprietary coal-tar preparation; used in the form of an ointment for pruritus and for skin affections

anthrax (*an'-thraks*) [*ἄνθραξ*, a coal or a carbuncle] 1. A carbuncle. 2 An acute infectious disease due to *Bacillus anthracis* Syn., *milzbrand,*

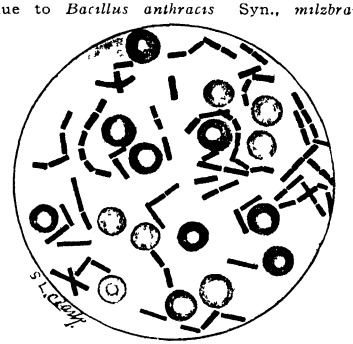

BACILLUS ANTHRACIS IN BLOOD OF RABBIT. (*Coplin.*

charbon; woolsorter's disease; splenic fever; splenic apoplexy; Siberian cattle plague; plaga ignis; acacanthrax; mal de Chabert; abscessus gangrœnescens; abscessus gangrœnosus. **a., apoplectic,** a very acute and virulent form of malignant anthrax coming on without premonitory symptoms and chiefly affecting horses and cattle. **a., contagious,** malignant anthrax **a., hemorrhoidal,** a contagious form affecting the rectum of animals and marked by evacua-

tions of dark-colored blood. **a., malignant,** see *anthrax* (*2*). **a., pulmonary,** gangrene of the lungs. **a., symptomatic,** see *black-leg.*

anthrobroma (*an-thro-bro'-mah*). A food beverage suggested for use in cases of nervous and mental exhaustion.

anthropo- (*an-thro-po-*) [*ἄνθρωπος*, a man; a human being]. A prefix signifying relating to man or to the human race.

anthropogenesis (*an-thro-po-jen'-es-is*) [*anthropo-; γένεσις*, generation]. The development of man, as a race (*phylogenesis*) and as an individual (*ontogenesis*).

anthropogeny (*an-thro-poj'-en-e*) [*anthropo-; γεννᾶν*, to produce]. The study or science of the descent of man.

anthropoglot (*an'-thro-po-glot*) [*anthropo-; γλῶσσα*, the tongue]. Human-tongued, as a parrot.

anthropography (*an-thro-pog'-ra-fe*) [*anthropo-; γράφειν*, to write]. A treatise upon the human structure or organism.

anthropoid (*an'-thro-poid*) [*anthropo-; εἶδος*, form] Man-like.

Anthropoidea (*an-thro-po-id'-e-ah*) [*ἄνθρωπος*, man; *εἶδος*, form]. A suborder of *Primates*, including man, ape, and monkeys.

anthropology (*an-thro-pol'-o-je*) [*anthropo-; λόγος*, discourse]. The science of man. The study of the natural history of mankind. **a. criminal,** see *Bertillonage.*

anthropometallism (*an-thro-po-met'-al-izm*) [*anthropo-; metal*]. Hypnotism or the like condition, induced by looking at a metallic disc.

anthropometer (*an-thro-pom'-et-er*) [*anthropo-; μέτρον*, a measure]. An instrument used in anthropometry.

anthropometry (*an-thro-pom'-et-re*) [*anthropo-; μέτρον*, a measure]. 1 Measuring the anatomical structures of man. 2. Identifying racial differences by such measurements.

anthropomorphic (*an-thro-po-mor'-fik*) [*anthropo-; μορφή*, form] Man-like.

anthropomorphism (*an-thro-po-mor'-fizm*) [*anthropo-; μορφή*, form]. 1. Anthropomorphosis (*q. v.*). 2. The theory which ascribes human attributes to the Deity.

anthropomorphosis (*an-thro-po-mor-fo'-sis*) [*anthropo-; μορφή*, form]. The development of the human figure; a change into the shape of a man.

anthropomorphous (*an-thro-po-mor'-fus*) [*anthropo-; μορφή*, form]. Resembling a man in shape or character.

anthroponomy (*an-thro-pon'-om-e*) [*anthropo-;* man; *νόμος*, a law]. The sum of what is known concerning the laws which control the formation and functions of the human body.

anthropophagy (*an-thro-pof'-a-je*) [*anthropo-; φαγεῖν*, to devour]. 1. Cannibalism. 2. Sexual perversion leading to rape, mutilation, and cannibalism.

anthropophobia (*an-thro-po-fo'-be-ah*) [*anthropo-; φόβος*, fear]. A symptom of mental disease consisting in fear of society.

anthroposomatology (*an-thro-po-so-mat-ol'-o-je*) [*anthropo-; σῶμα*, body; *λόγος*, science]. The sum of what is known about the human body.

anthropotomy (*an-thro-pot'-o-me*) [*anthropo-; τομή*, section]. Human anatomy, or dissection of the human body.

anthropotoxin (*an-thro-po-toks'-in*) [*anthropo-; τοξικόν*, poison]. The toxic substance supposed to be excreted by the lungs of human beings; crowd poison.

anthydropic (*ant-hi-drop'-ik*) [*anti-; ὕδρωψ*, dropsy]. Effective against dropsy.

anthypnotic (*ant-hip-not'-ik*) [*anti-; ὕπνος*, sleep]. 1. Preventive of sleep. 2. An agent that tends to induce wakefulness.

anthypochondriac (*ant-hip-o-kon'-dre-ak*) [*anti-; hypochondriac*]. Efficient in overcoming hypochondriasis.

anthysteric (*ant-his-ter'-ik*) [*anti-; ὑστέρα*, the uterus]. 1. Overcoming hysteria. 2. A remedy against hysteria.

anti- (*an-ti*) [*ἀντί*, against]. A prefix meaning against.

antiabrin (*an-ti-a'-brin*) [*anti-; abrin*]. Ehrlich's term for a hypothetic alexin in the blood of animals rendered immune against abrin.

antiacid (*an-te-as'-id*). Antacid.

antiades (*an-ti'-ad-ēz*) [pl. of *ἀντιάς*, tonsil]. The tonsils.

antiaditis (*an-ti-ad-i'-tis*) [*ἀντιάς*, tonsil; *ιτις*, inflammation]. Tonsilitis.

antiadoncus (*an-ti-ad-ong'-kus*) [*ἀντιάς*, a swollen tonsil; *ὄγκος* a heap]. Any tumor or swelling of the tonsils.

antiagglutinin (*an-te-ag-lu'-tin-in*). A substance having the power of neutralizing the corresponding agglutinin. *q v.*

antiaggressin (*an-te-ah-gres'-in*) [*anti-; aggressin*]. A substance having the power of neutralizing the corresponding aggressin.

antialbumate, antialbuminate (*an-te-al'-bū-māt, an-te-al-bū'-min-āt*) [*anti-; albumen*, white of egg]. Parapeptone; a product of the imperfect digestion of albumin. It is changed by the pancreatic ferment into antipeptone.

antialbumid (*an-te-al'-bū-mid*). See *antialbumate.*

antialbumin (*an-te-al'-bū-min*) [see *antialbumate*]. One of the products of the action of the digestion of albumin; it is probably one of the preformed substances existing in the proteid molecule.

antialbumose (*an-te-al'-bū-mōs*) [see *antialbumate*]. One of the albumoses produced by the action of pancreatic juice on albumin. It resembles syntonin or acidalbumin, and is convertible into antipeptone

antialexin (*an-te-al-ek'-sin*). A substance which has the power of neutralizing the corresponding alexin.

antiamboceptor (*an-te-am-bo-sep'-tor*). A substance which inhibits the action of an amboceptor.

antiamylase (*an-te-am'-il-ās*) [*anti-; amylase*]. A substance which neutralizes the action of amylase.

antianaphylactin (*an-te-an-ah-fi-lak'-tin*). A substance which inhibits the action of an anaphylactin.

antianaphylaxis (*an-te-an-ah-fi-lak'-sis*). A condition neutralizing anaphylaxis: a state of absolute insusceptibility; see *ananaphylaxis.*

antiantibody (*an-te-an'-te-bod-e*). An antibody to an antibody.

antiantitoxin (*an-te-an-te-toks'-in*). An antibody which is formed in immunization with an antitoxin and which inhibits its action.

antiaphrodisiac (*an-te-af-ro-diz'-e-ak*). See *anaphrodisiac.*

antiapoplectic (*an-te-ap-op-lek'-tik*). An agent which affords relief in, or prevents apoplexy.

antiar (*an'-te-ar*). See *antiarin.*

antiarachnolysin (*an-te-ar-ak-nol'-is-in*) [*anti-; ἀράχνη*, spider; *lysin*]. An antivenin counteracting the venom of the spider.

antiarin (*an-te'-ar-in*) [Javanese, *antiar* or *antjar*], $C_{14}H_{20}O_6 + 2H_2O$. The active principle of

Antiaris toxicaria or *Upas antiar*, Javanese poison-tree. Intensely poisonous and used as an arrow-poison. Is a cardiac depressant. Dose $\frac{1}{100}$ gr. (0.00065 Gm.).

antiarsenin (*an-te-ar'-sen-in*). An antitoxin produced as the result of the administration of arsenic.

antiarthrin (*an-te-ar'-thrin*). The commercial name for a preparation said to consist chiefly of the extractives of horse chestnut, with salicin, saligenin, dextrose, and hydrochloric acid. It is said to be a specific for gout. Dose, 1 Gm.

antiarthritic (*an-te-ar-thrit'-ik*) [*anti-*; *arthritis*]. A remedy against gout.

antiasthmatic (*an-te-az-mat'-ik*). See *antiasthmatic*.

antiautolysin (*an-te-aw-tol'-is-in*) [*anti-*; *αὐτός*, self; *λύσις*, solution]. A substance developed in the blood having the power to restrain the solvent action of autolysin.

antibacterial (*an-te-bak-te'-re-al*) [*anti-*; *bacterial*]. 1. Opposed to the germ theory of disease. 2. Opposed to or restraining bacterial action.

antibacterin (*an-te-bak'-ter-in*). 1. A pale yellow fluid said to consist of boric acid, 6.25 parts; iron chloride solution, 1.5 parts; chloric ether, to make 100 parts. It is used by inhalation in tuberculosis, beginning with 150 gr. (10 Gm.) daily, and increasing to 10 times that quantity. 2. Crude aluminum sulphate mixed with soot.

antibechic (*an-te-bek'-ik*) [*anti-*; *βήξ*, a cough]. 1. Alleviating or curing cough. 2. A remedy for cough or hoarseness

antibilious (*an-te-bil'-yus*) [*anti-*; *bilious*]. Effective against bilious disorders.

antibiosis (*an-te-bi-o'-sis*) [*anti-*; *βίος*, life]. An association between two or more organisms which is harmful to one of them. It is the opposite of *symbiosis*

antibiotic (*an-te-bi-ot'-ik*) [*anti-*; *βίος*, life]. 1. Pertaining to antibiosis. 2. Tending to destroy life.

antiblennorrhagic (*an-te-blen-or-aj'-ik*) [*anti-*; *βλέννα*, mucus; *ῥήγνυναι*, to burst]. Efficient in preventing or curing gonorrhea.

antibodies (*an-te-bod'-ēz*). Characteristic constituents of the blood and fluids of the immune animal; antagonistic to the harmful action of bacteria; *e. g.*, antitoxins, agglutinins, precipitins, etc. Cf. *antitoxin*

antibrachial (*an-te-bra'-ke-al*) [*anti-*; *βραχίων*, the arm]. Pertaining to the forearm.

antibrachium (*an-te-bra'-ke-um*). The forearm.

antibromic (*an-te-bro'-mik*) [*anti-*; *βρῶμος*, a stench]. 1. Deodorant. 2. A drug that destroys offensive smells. A deodorizer.

antibrule (*an'-ti-brūl*). A proprietary analgesic, antiseptic, and keratoplastic.

anticachectic (*an-te-kak-ek'-tik*) [*anti-*; *κακός*, bad; *ἕξις*, habit]. Effective in destroying cachexia. 2. A remedial agent against cachexia.

anticacochymic (*an-te-kak-o-kim'-ik*) [*anti-*; *κακός*, bad; *χυμός*, juice]. Anticachectic.

anticalculous (*an-te-kal'-ku-lus*) [*anti-*; *calculus*]. Good against calculus; antilithic.

anticancrin (*an-te-kang'-krin*). See *cancrosin*.

anticarcinomatous (*an-te-kar-sin-o'-mat-us*) [*anti-*; *καρκίνωμα*, cancer]. Preventing carcinoma.

anticardium (*an-te-kar'-de-um*) [*anti-*; *καρδία*, the heart]. The scrobiculus cordis, or pit of the stomach; the infrasternal depression.

anticarious (*an-te-ka'-re-us*) [*anti-*; *caries*, decay]. Preventing decay, as of the teeth.

anticataphylaxis (*an-te-kat-ah-fi-laks'-is*) [*ἀντί*, against; *φύλαξ*, a guardian]. Interference with cataphylaxis

anticatarrhal (*an-te-kat-ar'-al*) [*anti-*; *catarrh*]. Counteracting catarrh. **a. salts**, a combination containing phenol, camphor, ammoniated alcohol, eucalyptus oil, pumilio pine oil, strong iodine solution, and pine sawdust.

anticathode (*an-te-kath'-ōd*). The part of a Crookes' tube opposite the cathode; it is that part on which the cathode rays impinge.

anticaustic (*an-te-kaws'-tik*). Arresting the action of a caustic agent.

anticausticon (*an-te-kaws'-tik-on*) [*anti-*; *καυστικός*, burning]. A preparation of soluble water glass.

antichirotonus, anticheirotonus (*an-te-ki-rot'-o-nus*) [*anti-*; *χείρ*, hand; *τόνος*, tension]. Forcible and steady inflection of the thumb, seen at times in or before attacks of epilepsy.

antichlor (*an'-te-klor*). 1. Sodium thiosulphate. 2. Potassium sulphate.

antichlorin (*an-te-klor'-in*). A preparation used in anemia and said to consist of glucose, basic bismuth formate, and sodium bicarbonate.

antichlorotic (*an-te-klo-rot'-ik*) [*anti-*; *χλωρότης*, greenness] Counteracting chlorosis.

antincholerin (*an-te-kol'-er-in*) [*anti-*; *χολέρα*, cholera]. A product isolated from cultures of cholera bacilli, and used in the treatment of cholera.

anticipating (*an-tis'-ip-a-ting*) [*anticipare*, to take before]. Occurring before the regular or expected time, as an *anticipating* intermittent fever, one in which the paroxysms occur earlier on successive days.

anticlinal (*an-te-kli'-nal*) [*anti-*; *κλίνειν*, to slope]. Sloping in opposite directions. **a. vertebra**, in man, the tenth thoracic vertebra, where the thoracic vertebræ begin to assume the characters of the lumbar.

anticloudine (*an-te-klow'-din*). Trade name of a paste for preventing moisture from precipitating on eyeglasses, mirrors, or glass or nickel instruments.

anticnemion (*an-tik-ne'-me-on*) [*anti-*; *κνήμη*, leg]. The shin or front of the leg.

anticnesmatic (*an-tik-nes-mat'-ik*) [*anti-*; *κνησμός*, itching]. 1. Efficient against itching. 2. A remedy for itching.

anticoagulant (*an-te-ko-ag'-u-lant*) [*anti-*; *coagulum*]. 1. Opposed to or preventive of coagulation. 2. A substance preventing coagulation

anticoagulin (*an-te-ko-ag'-u-lin*). A substance formed in the body antagonistic in its action to that of a coagulin (*q. v.*).

anticomplement (*an-te-kom'-ple-ment*) [*anti-*; *complement*]. A substance held by Ehrlich in his lateral-chain theory to enter into the composition of an antihemolysin (*q. v.*). It is capable of neutralizing the action of a complement. Cf. *antisimmune body* under *body*.

anticomplementary (*an-te-kom-ple-men'-tar-e*). Capable of lessening of abolishing the action of a complement.

anticoncipiens (*an-te-con-sip'-e-ens*) [*anti-*; *concipere*, to conceive]. An agent used to prevent conception.

anticontagious (*an-te-kon-ta'-jus*). Counteracting contagion.

anticonvulsive (*an-te-kon-vul'-siv*). Effective against convulsions.

anticope (*an-tik'-op-e*) [*ἀντικοπή*, a beating back]. Resonance; reaction; repercussion; counterstroke.

anticornutin (*an-te-kor-nū'-tin*). 1. Topasol G. II, an antiseptic combination of zinc and copper ferrosulphates. 2. Topasol G. IV, a combination of iron, zinc, and calcium sulphate.

anticoroin (*an-te-ko'-ro-in*). Topasol G. V, an antiseptic combination of zinc, and magnesium sulphates.

anticreatinine (*an-te-kre-at'-in-in*). A leukomaine derived from creatinine.

anticrisis (*an-te-kri'-sis*) [*anti-*; *crisis*]. An agent or phenomenon preventing a crisis

anticritical (*an-te-krit'-ik-al*) [*anti-*; κρίσις, a crisis]. Preventing the crisis of a disease.

anticteric (*ant-ik'-tur-ik*) [*anti-*; *icterus*]. 1. Efficient against jaundice. 2. An efficient agent against jaundice.

anticus (*an-ti'-kus*) [*anticus*, that in front]. Anterior; in front of.

anticyclic acid. See *acid, anticyclic.*

anticytolysin (*an-te-si-tol'-is-in*). A substance opposing a cytolysin.

anticytotoxin (*an-te-si-to-toks'-in*). A substance antagonistic in its action to a cytotoxin.

antidiabetic (*an-te-di-ab-et'-ik*) [*anti; diabetes*]. 1. Efficient against diabetes. 2. A remedy for diabetes.

antidiabeticum (*an-te-di-a-bet'-ik-um*) A preparation recommended for diabetes, said to consist of wheat starch, sugar of milk, sulphur, powdered senna leaves, and fennel. Syn, *glycosolveol; glycosolvol.*

antidiabetin (*an-te-di-ab-e'-tin*). A mixture of saccharin and mannite, used instead of sugar by diabetics.

antidiarrheal (*an-te-di-ar-e'-al*) [*anti-*; *diarrhea*]. Preventing or overcoming diarrhea.

antidiastase (*an-te-di'-as-tās*). An antibody to diastase.

antidiastole (*an-te-di-as'-to-le*) [*ἀντιδιαστολή*, distinction]. Differential diagnosis.

antidigestive (*an-te-di-jes'-tiv*) [*anti-*; *digestion*]. Preventing the proper digestion of the food.

antidinic (*an-te-din'-ik*) [*anti-*; δῖνος, a whirl]. Relieving or preventing vertigo.

antidiphtherin (*an-te-dif'-ther-in*). A solution containing cultures of *Bacillus diphtheriæ*, used against diphtheria. **a., Klebs',** a preparation obtained by precipitation with alcohol from the culture-fluid of *Bacillus diphtheriæ* after removal of the bacilli.

antidolorin (*an-te-do'-lor-in*) [*anti-*; *dolor*, pain]. A proprietary preparation of ethyl chloride, used for the relief of superficial pain.

antidotal (*an-te-do'-tal*) [*anti-*; δοτός, given]. Having the nature of an antidote

antidote (*an'-te-dōt*) [see *antidotal*]. An agent preventing or counteracting the action of a poison. **a., arsenical,** is prepared by dissolving 100 parts of the hydrated sulphate of iron in 250 parts of water, to which 15 parts of burnt magnesia and 250 parts of water are added. **a., chemical,** one that changes the chemical nature of the poison so that it becomes insoluble or harmless **a., mechanical,** one that prevents absorption by holding the poison in mechanical suspension or by coating the stomach. **a., physiological,** one that counteracts the physiological effects of a poison. **a., universal,** a mixture of 1 part of dissolved iron sulphate in 2 parts of magnesia water.

antidotism (*an'-te-do-tizm*) [see *antidotal*]. Therapeutic or physiologic antagonism; the possession of antidotal properties; the act of giving antidotes.

antidotum (*an-te-do'-tum*). Antidote.

antidromic nerve impulses (*an-te-drom'-ik*) [*anti-*; δρόμος, a running]. Nerve impulses passing in the opposite direction to the normal, such as occurs when vasodilatation follows peripheral stimulation of an afferent nerve.

antidynamic (*an-te-di-nam'-ik*) [*anti-*; δύναμις, force]. Weakening, depressing.

antidyne, antidynous (*an'-te-dīn, an-tid'-in-us*) [*anti-*; ὀδύνη, pain]. Anodyne.

antidyscratic (*an-te-dis-krat'-ik*) [*anti-*; δυσκρασία, bad temperament]. Tending to overcome, as a dyscrasia.

antidysenteric (*an-te-dis-en-ter'-ik*) [*anti-*; *dysentery*]. 1. Serviceable against dysentery. 2. A remedy for dysentery.

antidysentericum (*an-te-dis-en-ter'-ik-um*). A proprietary remedy for dysentery and chronic diarrhea, said to consist of myrobalans, pelletierine, extract of rose and gum arabic.

antidysuric (*an-te-dis-ū'-rik*) [*anti-*; δυσουρία, difficult micturition]. Relieving dysuria.

antiemetic (*an-te-em-et'-ik*) [*anti-*; *emetic*]. Preventing emesis; relieving nausea.

antiendotoxic (*an-te-en-do-toks'-ik*). Preventing or counteracting the effect of endotoxins.

antiendotoxin (*an-te-en-do-toks'-in*). An antibody which counteracts a bacterial endotoxin

antienzyme (*an-te-en'-zim*) [*anti-*; *enzyme*]. An agent which neutralizes the action of an enzyme.

antiephialtic (*an-ti-ef-e-al'-tik*). See *antephialtic.*

antiepileptic (*an-te-ep-il-ek'-tik*). See *antepileptic.*

antifebrile (*an-te-feb'-ril*) [*anti-*; *febris*, a fever]. An agent reducing a fever; a febrifuge.

antifebrin (*an-te-feb'-rin*) [*anti-*; *febris*, a fever], $C_6H_5.C_2H_3O.NH$. The proprietary name of acetanilide or phenylacetamide. A white, crystalline powder, insoluble in water, freely soluble in alcohol, ether, and chloroform. It is antipyretic and analgesic. The drug's official name is *acetanilidum.* Dose 5–10 gr. (0.3–0.6 Gm)

antiferment (*an-te-fer'-ment*) [*anti-*; *fermentum*, leaven]. An agent that prevents fermentation.

antifermentative (*an-te-fer-men'-ta-tiv*) [*antiferment*]. Preventing fermentation.

antiflatulent (*an-te-flat'-u-lent*). 1. Efficient against flatulence. 2. A remedy for flatulence.

antiformin (*an-te-for'-min*). Trade name of a disinfectant preparation containing solution of potassium or sodium hypochlorite and of sodium hydrate. It has a powerful solvent action on certain organic substances; and is used in the laboratory for the separation of tubercle bacilli from sputum, urine, and other pathological products which contain these bacilli.

antifungin (*an-te-fun'-jin*). Magnesium borate, used as a gargle.

antigalactagogue (*an-te-gal-ak'-ta-gog*) [*anti-*; γάλα, milk, ἀγωγός, leading]. Same as antigalactic.

antigalactic (*an-te-gal-ak'-tik*) [*anti-*; γάλα, milk]. 1. Lessening the secretion of milk. 2. A drug that lessens the flow of milk.

antigen (*an'-te-jen*) [*anti-*; γεννᾶν, to produce]. Any bacterium or substance which, when injected into an organism, is capable of causing the formation of an antibody.

antigermin (*an-te-jer'-min*). A compound of copper and an acid, forming a yellowish-green, tenacious mass, soluble in 200 parts of water. It is said to be disinfectant, deodorant, and bactericidal.

antigerminal (*an-te-jer'-min-al*) [*anti-*; *germ*]. Relating to the pole of the ovum opposed to the germinal pole.

antigonorrheic (*an-te-gon-o-re'-ik*). A substance which is capable of aiding in the cure of gonorrhea.

antihelix (*an-te-he'-liks*). See *anthelix.*

antihemagglutinin (*an-te-hem-ag-glū'-tin-in*). A substance opposed in action to the hemagglutinins (*q. v.*).

antihemolysin (*an-te-he-mol'-is-in*) [*anti-*; αἷμα, blood; λύσις, solution]. A complex substance in the blood-serum developed by inoculations with hemolysins. It is an antibody to hemolysin; and is composed of anticomplements and antiimmune bodies.

antihemolytic (*an-te-hem-o-lit'-ik*). Relating to an antihemolysin; not capable of dissolving blood-corpuscles. Preventing hemolysis.

antihemorrhoidal (*an-te-hem-or-oid'-al*). 1. Effective against hemorrhoids. 2. A remedy for hemorrhoids.

antiherpetic (*an-te-her-pet'-ik*). Preventing herpes.

antihidrotic (*an-te-hi-drot'-ik*) [*anti-*; ἱδρώς, sweat]. 1. Diminishing the secretion of sweat. 2. An agent that lessens perspiration.

antihormone (*an-te-hor'-mōn*) [*anti-*; *hormone*] A hormone which counteracts another hormone; an antagonistic hormone; a chalone.

antihydropic (*an-te-hi-drop'-ik*). See *anthydropic.*

antihydropin (*an-te-hi'-dro-pin*) [*anti-*; ὕδωρ, water]. A crystalline principle obtainable from the cockroach, *Blatta* (*Periplaneta*) *orientalis*, said to be diuretic. Dose 10–20 gr. (0 6–1.3 Gm.).

antihysterical (*an-te-his-ter'-ik-al*). Relieving or inhibiting hysteria.

antiicteric (*an-te-ik-ter'-ik*) [*anti-*; *icterus*]. Serviceable against jaundice.

antiimmune bodies. See under *body.*

antiintermediary body (*an-te-in-ter-me'-de-ar-e*). Antiamboceptor.

antiisolysin (*an-te-i-sol'-is-in*). A substance which is capable of counteracting the action of an isolysin.

antikamnia (*an-te-kam'-ne-ah*) [*anti-*; κάμνειν, to suffer pain]. A proprietary remedy said to be composed of sodium bicarbonate, acetanilide, and caffeine. It is used as an analgesic in doses of 5–10 gr. (0 32–0.65 Gm.).

antikathode (*an-te-kath'-ōd*) [*anti-*; *kathode*]. A piece of platinum foil so placed in a Crookes tube as to intercept the kathode rays; being thus rendered fluorescent, it becomes a source of roentgen-rays.

antiketogen (*an-te-ke'-to-jen*) [*anti-*; *ketogen*]. A substance which produces antiketogenesis.

antiketogenesis (*an-te-ke-to-jen'-es-is*) [*anti-*; *ketone* (acetone); *genesis*]. The diminution of acidosis by the oxidation of sugar and allied substances in the body.

antiketogenic (*an-te-ke-to-jen'-ik*) [*anti-*; *ketone* (acetone); γεννᾶν, to produce]. 1. Pertaining to antiketogenesis. 2. Preventing the formation of acetone, or of acidosis. **a. substances,** substances which when ingested are antagonistic to the production of ketone bodies, or acidosis.

antiketoplastic (*an-te-ke-to-plas'-tik*) [*anti-*; *ketone*; πλασσεῖν, to form]. Denoting an agent which will reduce the amount of acetone (ketone) compounds excreted in the urine or in the breath.

antikinase (*an-te-ki'-nās*). An antibody to kinase.

antikol (*an'-tik-ol*). A proprietary antipyretic mixture said to contain acetanilide, sodium bicarbonate, and tartaric acid.

antilabium (*an-te-la'-be-um*). See *antelabium.*

antilactase (*an-te-lak'-tās*). Antibody which counteracts lactase.

antilactic (*an-te-lak'-tik*). See *antigalactic.*

antilactoserum (*an-te-lak-to-se'-rum*). A substance antagonistic in its action to lactoserum (*q. v.*).

antilemic, antilœmic, antiloimic (*an-te-le'-mik, an-te-los'-mik*) [*anti-*; λοιμός, the plague]. Efficacious against the plague or other pestilence.

antileprol (*an-te-lep'-rol*). The ethyl ester of chaulmoogra acid, recommended in place of chaulmoogra oil in treatment of leprosy.

antilepsis (*an-til-ep'-sis*) [ἀντιλῆψις, a receiving in return]. 1. The treatment of disease by the application of the remedy to a healthy part; revulsive treatment. 2. A taking root. 3. A taking effect. 4. A seizure; an attack. 5. The support of a bandage.

antileptic (*an-til-ep'-tik*) [ἀντιλῆψις, a receiving in return]. 1. Revulsive. 2. Supporting, assisting.

antilethargic (*an-te-leth-ar'-jik*). 1. Arresting lethargy; hindering sleep. 2. An agent efficacious against lethargy.

antileukocidin (*an-te-lu-ko'-si-din*). The antibody for the leukocytic poison of the streptococcus.

antileukotoxin (*an-te-lu-ko-tok'-sin*). The antibody to a leukotoxin.

antilipase (*an-te-lip'-ās*). A substance inhibiting or counteracting a lipase.

antilithemic (*an-te-lith-e'-mik*) [*anti-*; *lithemia*]. Correcting lithemia.

antilithic (*an-te-lith'-ik*) [*anti-*; λίθος, a stone]. 1. Efficacious against calculus. 2 An agent preventing the deposit of urinary sediment.

antilobium (*an-te-lo'-be-um*) [*anti-*; λοβός, the lobe of the ear]. The tragus or part of the ear opposite the lobe.

antilœmic (*an-ti-le'-mik*). See *antilemic.*

antiluetic (*an-te-lu-et'-ik*) [*anti-*; *lues*, the plague; syphilis]. Efficacious against syphilis.

antiluetin (*an-te-lu'-et-in*). Synonym of antimony ammonium potassium tartrate.

antilusin (*an-te-loo'-sin*). Trade name of normal horse serum.

antilypyrin (*an-te-le-pi'-rin*). An antipyretic and analgesic substance obtained by heating acetanilide, 1 part, with antipyrine, 2 parts. Dose 7–8 gr. (0.45–0.52 Gm.).

antilysin (*an-til'-is-in*) [*anti-*; λύσις, a loosing] A substance opposed to the activity of a lysin.

antilysis (*an-til'-is-is*). The condition due to the activity of antilysins.

antilyssic (*an-te-lis'-ik*) [*anti-*; λύσσα, rabies]. 1. Tending to cure rabies. 2. A remedy for rabies.

antilytic. Relating to the action of an antilysin.

antimalarial (*an-te-mal-a'-re-al*). Preventing or curing malaria.

antimaniacal (*an-te-ma-ni'-ak-al*) [*anti-*; μανία, madness]. Overcoming insanity

antimellin (*an-te-mel'-in*). A remedy employed in diabetes purporting to be a glucoside separated from the fruit of *Eugenia jambolana.*

antimephitic (*an-te-mef-it'-ik*) [*anti-*; *mephitis*, a pestilential exhalation]. Efficacious against foul exhalations or their effects.

antimere (*an'-te-mēr*) [*anti-*; μέρος, a part]. 1. Any one of the segments of the body that are bounded by planes typically at right angles to the long axis of the body. 2. A homotype.

antimeristem (*an-te-mer-is'-tem*) [*anti-*; see *meristem*]. A vaccine which is claimed to produce in the body a protective force against carcinoma.

antimerology (*an-te-mer-ol'-o-je*) [*anti-*; μέρος, a part; λόγος, science]. The science of homotypic parts.

antimetropia (*an-te-met-ro'-pe-ah*) [*anti-; metropia*]. A condition characterized by opposing states of refraction in the two eyes, as, for example, the existence of myopia in one eye and of hyperopia in the other.

antimiasmatic (*an-te-mi-as-mat'-ik*) [*anti-; μίασμα*, exhalation]. Preventive of malaria.

antimicrobic (*an-te-mi-kro'-bik*) [*anti-; microbe*]. Arresting the development of microbes; antibacterial.

antimicrophyte (*an-te-mik'-ro-fīt*) [*ἀντί*, against; *μικρός*, small; *φυτόν*, plant]. A germicide.

antimigraine (*an-te-mig'-rān*). A proprietary preparation said to consist of caffeine, antipyrine and sugar. Dose, 1.5 Gm. Syn., *antihemicranin*

antimonial (*an-te-mo'-ne-al*) [*antimonium*, antimony]. Containing antimony.

antimonic (*an-te-mon'-ik*) [see *antimonial*]. A term applied to those compounds of antimony that correspond to its higher oxide.

antimonide (*an'-te-mo-nid*). Any binary combination of antimony.

antimonious (*an-te-mo'-ne-us*) [see *antimonial*]. A term denoting those compounds of antimony that correspond to its lower oxide.

antimonium (*an-te-mo'-ne-um*). See *antimony*.

antimony (*an'-te-mo-ne*) [L., *antimonium*]. Sb = 120.2; quantivalence III and V. A metallic, crystalline element possessing a bluish-white luster. The symbol Sb is derived from the old name, *stibium*. Antimony is found native, as the sulphide, Sb_2S_3, as the oxide, and is a constituent of many minerals. It is used commercially chiefly for making alloys. Type-metal, Britannia metal, and Babbitt antifriction metal are alloys of antimony. In medicine salts of antimony are used less frequently than formerly. The salts are cardiac and arterial depressants, diaphoretic and emetic, and in large doses powerful gastrointestinal irritants, producing symptoms resembling those of Asiatic cholera. Antimony has been used as an antiphlogistic in sthenic inflammation, as a diaphoretic and expectorant, and as an emetic. **a. arsenate,** a heavy white powder; it is used in syphilitic affections of the skin Dose $\frac{1}{10}$ gr. (0.001 Gm.) 4 times daily. **a. arsenite,** a fine white powder; it is used in skin diseases. **a., black,** purified antimony sulphide, Sb_2S_3 **a., butter of,** antimony chloride, $SbCl_3$. **a. chloride,** $SbCl_3$, the "butter" of antimony; a strong caustic. **a. iodide,** SbI_3, red crystals, decomposed by water, soluble in carbon disulphide; melts at 167° C. It is alterative. Dose $\frac{1}{4}$–1 gr. (0.016–0.065 Gm.) in pills. **a. oxychloride,** the "powder of algaroth"; now little used. **a. pentoxide,** Sb_2O_5, antimonic acid, combines with bases to form antimoniates. **a., pills of, compound** (*pilulæ antimonii compositæ*, B. P.), Plummer's pills, contain calomel and sulphureted antimony, of each, $\frac{1}{2}$ gr. (0.032 Gm.). **a. and potassium tartrate** (*antimonii et potassii tartras*, U. S. P.; *antimonium tartaratum*, B. P.), $2KSbOC_4H_4O_6 \cdot H_2O$, "tartar emetic." Dose $\frac{1}{15}$–$\frac{1}{4}$ gr. (0.004–0.016 Gm.). **a., powder of** (*pulvis antimonialis*, B. P.), antimonial powder, James' powder, consists of antimonious oxide 33, and calcium phosphate 67 parts, and is diaphoretic; in large doses, emetic and cathartic. Dose 3–8 gr. (0.2–0.5 Gm.). **a. sulphide,** Sb_2S_3, black sulphide of antimony. Dose $\frac{1}{4}$–1 gr. (0.016–0.065 Gm.). **a. sulphide, golden,** Sb_2S_5, a fine, odorless, orange-yellow powder, soluble in alkaline solutions. It is alterative, diaphoretic, emetic, and expectorant. Dose $\frac{1}{4}$–1½ gr. (0.01–0.1 Gm.) several times daily. **a., sulphureted** (*antimonium sulphuratum*, B. P.), the sulphide with a small but indefinite amount of the oxide. Dose 1–5 gr. (0.065–0.32 Gm.). **a. tartrate,** $(SbO)_2C_4H_4O_6 + H_2O$, a white, crystalline powder. Used internally as a substitute for arsenic in affections of the skin. Dose $\frac{1}{15}$ gr. (0.0065 Gm.) 3 to 5 times daily. **a. trioxide,** antimonious acid, Sb_2O_3; soluble in hydrochloric and tartaric acids. Dose 1–2 gr. (0.065–0.13 Gm.). It is an ingredient of James' powder. **a., vegetable,** boneset. **a., wine of** (*vinum antimonii*, U. S. P.), boiling water, 60; tartar emetic, 4; stronger white wine, 1000 parts. It contains about 2 gr. of tartar emetic to the ounce. Dose 5–15 min. (0.3–1.0 Cc.).

antimonyl (*an'-tim-on-il*). SbO. The univalent radical of antimonous compounds.

antimucorin (*an-te-mū'-kor-in*). Topasol G. III, an antiseptic preparation of iron and zinc sulphate.

antimycetic (*an-te-mi-se'-tik*) [*anti-; μύκης*, fungus]. 1. See actinomycotic. 2. A fungicide.

antimycotic (*an-te-mi-kot'-ik*) [*anti-; μύκης*, a fungus]. Destructive to microorganisms.

antimydriatic (*an-te-mid-re-at'-ik*) [*anti-, μυδρίασις*, mydriasis]. 1. Opposed to or arresting dilatation of the pupils. 2. A drug efficacious against mydriasis.

antinarcotic (*an-te-nar-kot'-ik*) [*anti-; νάρκωσις*, a benumbing]. Preventing narcosis.

antinausea (*an-te-naw'-se-ah*). A remedy for seasickness, said to consist of cocaine and antipyrine.

antinephritic (*an-te-nef-rit'-ik*) [*anti-; νεφρός*, the kidney; *ῖτις*, inflammation]. Preventing or curative of renal disease.

antinervin (*an-te-ner'-vin*) [*anti-; nervus*, a tendon or nerve]. Salbromalide, a mixture of bromacetanilide and salicylanilide; used for the relief of neuralgia.

antineuralgic (*an-te-nū-ral'-jik*) [*anti-; νεῦρον*, a nerve; *ἄλγος*, pain]. Overcoming neuralgia.

antineuritic (*an-te-nū-rit'-ik*). 1. Efficient in neuritis. 2. A remedy against neuritis. **a. vitamin,** soluble B. *q. v.*

antineuropathic (*an-te-nū-ro-path'-ik*) [*anti-; νεῦρον*, nerve; *πάθος*, a disease]. 1. Efficient against nervous disorders. 2. A remedy efficient in nervous diseases.

antineurotic (*an-te-nū-rot'-ik*) [*anti-; νεῦρον*, a nerve]. A remedy of service in nervous diseases.

antineurotoxin (*an-te-nū-ro-tok'-sin*). A substance which inhibits or counteracts a neurotoxin.

antiniad (*an-tin'-e-ad*) [*anti-; ἰνίον*, the nape of the neck]. Toward the antinion; glabellad.

antinial (*an-tin'-e-al*) [*anti-; ἰνίον*, the nape of the neck]. Pertaining to the antinion.

antinien (*an-tin'-e-en*) [*anti-; ἰνίον*, the nape of the neck]. Belonging to the antinion in itself.

antinion (*an-tsn'-e-on*) [*anti-; ἰνίον*, the nape of the neck]. See *craniometrical points*.

antinonnin (*an-te-non'-in*), $C_6H_2.(NO_2)_2.CH_2OK$, potassium orthodinitrocresylate. See *dinitrocresol*.

antinosin (*an-te-no'-sin*) [*anti-; νόσος*, disease]. Tetraiodophenolphthalein, the soluble sodium salt of nosophen; it is a greenish-blue antiseptic powder, used in powder or in solutions of 1:1000, for irrigations or gargle.

antiobesic (*an-te-o-be'-sik*) [*anti-; obesity*]. 1. Efficient against corpulence. 2. A remedy for corpulence.

antiodontalgic (*an-te-o-don-tal'-jik*) [*anti-*; *ὀδούς*, tooth; *ἄλγος*, pain]. Curative of toothache.

antiopsonin (*an-te-op'-son-in*). A substance retarding or destroying the action of an opsonin.

antiorgastic (*an-te-or-gas'-tik*) [*anti-*; *ὀργασμός*, swelling, excitement]. Anaphrodisiac.

antiotomia, antiotomy (*an-te-o-to'-me-ah, an-te-ot'-om-e*) [*ἀντιάς*, a tonsil; *τέμνειν*, to cut]. Excision of the tonsils.

antipaludean (*an-te-pal-ū'-de-an*) [*anti-*; *palus*, a marsh]. Efficient against malarial diseases.

antiparalytic (*an-te-par-al-it'-ik*) [*anti-*; *paralysis*]. 1. Efficient against paralysis. An agent or remedy efficacious in paralysis.

antiparasitic (*an-te-par as-it'-ik*) [*anti-*; *παράσιτος*, a parasite]. 1. Destroying parasites. 2. An agent destroying parasites.

antiparasitin (*an-te-par'-as-ĭ-tin*). Potassium dinitrocresylate; used as an antiseptic and antiparasitic.

antiparastata (*an-te-par-as'-tat-ah*) [*anti-*; *παραστάτης*, testicle]. Cowper's glands.

antiparastatitis (*an-te-par-as-tat-i'-tis*) [*anti-*; *παραστάτης*, a testicle]. Inflammation of Cowper's glands.

antipathic (*an-te-path'-ik*) [*anti-*; *πάθος*, disease]. 1. A synonym of *allopathic*, both terms alike being rejected by the advocates of rational medicine. 2. Producing contrary symptoms 3. Antagonistic. 4. Anodyne.

antipathy (*an-tip'-a-the*) [*anti-*; *πάθος*, affection]. 1. Aversion; an opposing property or quality. 2. Morbid disgust or repugnance for particular objects. 3. Allopathy (*q. v.*). 4. An object exciting morbid dislike or aversion. 5. Chemical incompatibility. **a., insensile,** morbid repugnance excited by the presence of some object which was not perceived by any of the senses. **a., sensile,** morbid aversion aroused by some appreciable quality of the exciting object.

antipeptone (*an-te-pep'-tōn*) [*anti-*; *πέπτειν*, to cook; digest]. A variety of peptone not acted upon by trypsin.

antiperiodic (*an-te-pe-ri-od'-ik*) [*anti-*; *περίοδος*, a going round]. 1. Preventing periodic attacks of a disease 2. A remedy against periodic disease. **a. tincture,** see *Warburg's tincture.*

antiperistalsis (*an-te-per-is-tal'-sis*) [*anti-*; *περί*, around, *στάλσις*, compression]. Reversed peristalsis; inverted or upward peristaltic action.

antiperistaltic (*an-te-per-is-tal'-tik*) [see *antiperistalsis*]. Relating to antiperistalsis.

antiperonosporin (*an-te-per-o-nos'-por-in*). Topasol G. I, an antiseptic preparation of zinc and copper sulphates.

antiphagin (*an-tif'-a-jin*) [*anti-*; *phagocyte*]. A substance formed in virulent bacteria which protects them against phagocytosis.

antiphagocytic (*an-te-fag-o-sit'-ik*). Protecting against or preventing phagocytosis.

antiphialtic (*ant-if-e-al'-tik*) [*anti-*; *ἐφιάλτης*, nightmare]. Preventive of nightmare.

antiphlogistic (*an-te-flo-jis'-tik*) [*anti-*; *φλόγωσις*, inflammatory heat]. 1. Counteracting fever. 2. An agent subduing or reducing inflammation or fever. 3. Applied to the pneumatic theory of Lavoisier as having supplanted Stahl's phlogistic theory. **a. treatment,** bloodletting, the application of cold, the administration of antipyretics, etc.

antiphlogistin (*an-te-flo-jis'-tin*) [see *antiphlogistic*]. Trade name of a paste said to consist of kaolin or purified clay, glycerol, and antiseptics; it is a substitute for poultices.

antiphlogosis (*an-te-flo-go'-sis*) [see *antiphlogistic*]. 1. The reduction of inflammation 2. Inflammation purposely excited to counteract other inflammation.

antiphone (*an'-te-fōn*) [*anti-*; *φωνή*, sound]. An appliance worn in the auditory meatus, and intended to protect the wearer from noises.

antiphthiriac, antiphtheiriac (*an-te-thi'-re-ak*) [*anti-*; *φθείρ*, a louse]. 1. Efficient against lice or the condition caused by them. 2 An agent effective against lice

antiphthisic (*an-te-tiz'-ik*) [*anti-*; *φθίσις*, a wasting]. Efficient against phthisis. An agent checking in phthisis.

antiphthisin (*an-te-ti'-sin*). A modified tuberculin, made from the slight residue after precipitation with sodium bismuth iodide.

antiphymin (*an-te-fi'-min*) [*anti-*; *φύμα*, a tubercle]. Trade name of a preparation used in tuberculosis. It is said to consist of formaldehyde, ozone, sulphur dioxide. Used by inhalation in tuberculosis.

antiphytosin (*an-te-fi-to'-sin*). A preparation resembling tuberculin.

antipilus (*an-te-pi'-lus*) [*anti-*; *pilus*, a hair]. Trade name of a preparation for removing hair.

antiplasis (*an-te-pla'-sis*). See *antiplasm.*

antiplasm (*an'-te-plasm*) [*anti-*; *πλάσμα*, a thing molded]. 1. Formation according to a pattern. 2. Remolding into the normal form.

antiplastic (*an-te-plas'-tik*) [*anti-*; *πλάσσειν*, to form]. 1. Unfavorable to granulation or to the healing process. 2 An agent impoverishing the blood. 3 Preventing or checking plastic exudation.

antipleuritic (*an-te-plu-rit'-ik*) [*anti-*; *πλευρίτης*, pleurisy] Overcoming pleurisy.

antipneumococcic (*an-te-nū-mo-kok'-sik*). Destructive to the growth of the pneumococcus. **a. serum,** a bactericidal serum used in the treatment of lobar pneumonia.

antipneumonic (*an-te-nū-mon'-ik*) [*anti-*; *pneumonia*]. Of value in treating pneumonia.

antipneumotoxin (*an-te-nū-mo-toks'-in*). An antitoxin opposing pneumotoxin.

antipodagric (*an-te-po-dag'-rik*) [*anti-*; *ποδαγρά*, gout]. Efficacious against gout.

antipodal (*an-tip'-od-al*) [*anti-*; *πούς*, a foot]. Situated directly opposite. **a. cells,** a term applied to a group of four cells formed in the lower end of the embryo-sac opposite to the cells constituting the egg-apparatus. **a. cone,** the cone of astral rays opposite to the spindle-fibers.

antipraxia (*an-te-praks'-e-ah*) [*anti-*; *πράσσειν*, to do]. Antagonism of functions or of symptoms.

antipraxy (*an'-te-prak-se*). The theory that large and small doses of drugs exert a precisely opposite effect.

antiprecipitin (*an-te-pre-sip'-it-in*). A substance antagonistic to a precipitin (*q. v.*).

antiprostate (*an-te-pros'-tāt*). See *anteprostate.*

antipruritic (*an-te-pru-rit'-ik*) [*anti-*; *pruritus*, itching]. 1. Relieving the sensation of itching. 2. A drug that relieves the sensation of itching.

antipsoric (*an-tip-so'-rik*) [*anti-*; *ψώρα*, the itch]. Effective against itching or the itch.

antiputrefactive (*an-te-pū-tre-fak'-tiv*). See *antiseptic.*

antipyic (*an-te-pi'-ik*) [*anti-*; *πύον*, pus]. Checking or restraining suppuration.

antipyogenic (*an-te-pi-o-jen'-ik*) [*anti-*; *πύον*, pus; *γεννᾶν*, to form]. Preventing or counteracting suppuration.

antipyonin (*an-te-pi'-on-in*). Sodium tetraborate.

antipyresis (*an-te-pi-re'-sis*) [*anti-*; *πυρετός*, fever]. The reduction of fever by means of antipyretics.

antipyretic (*an-te-pi-ret'-ik*) [see *antipyresis*]. 1. Cooling; lowering the temperature. 2. An agent reducing temperature. The most important antipyretic agents are cold, diaphoretics, and the newer remedies, many of which are coal-tar products, such as antipyrine, acetanilide, phenacetin, etc.

antipyrine, antipyrin (*an-te-pi'-rin*) [*anti-*; *πῦρ*, fever heat], $C_{11}H_{12}N_2O$. Phenazone. The scientific name is dimethyloxychinicin-phenyldimethylpyrazolon, or dihydrodimethylphenylpyrazine. An alkaloidal product of the destructive distillation of coal-tar. It may be produced by heating acetoacetic ester with methylphenylhydrazine. It is a grayish or reddish-white, crystalline powder, slightly bitter, soluble in water, alcohol, and chloroform, and crystallizes from an ethereal solution in shining leaflets melting at 113°. It reduces temperature, causes sweating, at times vomiting, peculiar eruptions, pruritus, coryza, etc Not rarely a cyanotic condition of the face and hands is produced. Antipyrine is incompatible with nitrous compounds. It is a powerful antipyretic and analgesic. Dose 5–15 gr. (0.3–1.0 Gm.). **a. bichloral,** a trituration-product of 94 parts of antipyrine with 165.5 parts of chloral hydrate; it is hypnotic and analgesic. Maximum dose 45 gr. (3 Gm.). Syn., *dichloralantipyrine*. **a. mandelate,** a crystalline compound of antipyrine and amygdalic acid, used as a remedy for whooping-cough. Dose ¾–8 gr. (0.05–0.5 Gm.). Syn., *tussol; phenylglycollate*. **a. salicylate, a. salol,** a brown liquid obtained by fusing together equal parts of phenyl salicylate and antipyrine. It is recommended as an antiseptic, and as a hemostatic in uterine hemorrhage, applied by means of cotton tampons. Syn., *salipyrine*. **a., test for,** see *Frœux*.

antipyrinomania (*an-te-pi-rin-o-ma'-ne-ah*) [*anti-*; *πυρετός*, fever, *μανία*, madness] A condition similar to morphinism, due to excessive use of antipyrine. It is marked by nervous excitement.

antipyrotic (*an-te-pi-rot'-ik*) [*anti-*; *πύρωσις*, a burning]. 1. Efficacious against burns. 2. An agent curative of burns.

antirabic (*an-te-ra'-bik*) [*anti-*; *rabies*, madness]. Preventing or curing rabies.

antirachitic vitamin. Vitamin D, *q. v.*

antirennene (*an-te-ren'-ēn*). Morgenroth's name for the principle which appears in the blood of an animal following the introduction of rennet. It has the power of impeding the action of rennet on milk.

antirennet (*an-te-ren'-et*) [*anti-*; *rennin*]. *Antirennin, q. v.*

antirennin (*an-te-ren'-ēn*) [*anti-*; *rennin*]. An antibody which is capable of neutralizing the milk-curdling action of rennin.

antirheumatic (*an-te-ru-mat'-ik*) [*anti-*; *rheumatism*]. Preventing or curing rheumatism.

antirheumaticum (*an-te-ru-mat'-ik-um*). A compound of sodium salicylate and methylene-blue. It occurs in blue, prismatic crystals, soluble in water and alcohol. Dose 1–1½ gr. (0.06–0.09 Gm.).

antirheumatin (*an-te-ru'-mat-in*). An ointment used in treatment of rheumatism, and said to contain fluorphenetol, 1 part; difluordiphenyl, 4 parts; vaselin, 10 parts; wool-fat, 85 parts.

antirheumol (*an-te-ru'-mol*). A solution of the glycerin ester of salicylic acid in glycerin and alcohol. It is used as a liniment in rheumatism.

antiricin (*an-te-ris'-in*). The antibody to ricin. Its action is inhibited by cold and accelerated by heat.

antirhachitic (*an-te-rak-it'-ik*) [*anti-*; *ῥάχις*, the spine]. Serviceable against rickets.

antirheoscope (*an-te-re'-o-skōp*) [*ἀντιῤῥοια*, a flowing back; *σκοπεῖν*, to view]. J. J. Oppel's device for observing the manifestations of visual vertigo.

Antirhinum (*an-te-ri'-num*) [L.]. A genus of scrophulariaceous plants. *A. linaria*, called also *Linaria vulgaris*, toadflax, ramsted, "butter-and-eggs," is a herbaceous plant of Europe and North America, diuretic, cathartic, and irritant; used as a poultice and fomentation.

antiscabin (*an-te-ska'-bin*). A preparation said to consist of beta-naphthol, balsam of Peru, soap, glycerin, boric acid, and alcohol. It is used in the treatment of scabies.

antiscabious (*an-te-ska'-be-us*) [*anti*, against; *scabies*]. Effective against the itch.

antiscarlatinal (*an-te-skar-lat'-in-al*) [*anti*, against; *scarlatina*]. Efficient against scarlet fever.

antiscirrhous (*an-te-skir'-us*). Efficient against scirrhus.

antisclerosin (*an-te-skle-ro'-sin*). Trade name of a preparation of various inorganic salts, similar to Trunecek's serum, used in arteriosclerosis to lessen the intra-arterial pressure.

anticolic (*an-te-skol'-ik*) [*ἀντί*, against; *σκώληξ*, a worm]. Vermifuge. See *anthelmintic*.

antiscorbutic (*an-te-skor-bū'-tik*) [*anti-*; *scorbutus*, scurvy]. 1. Effective against scurvy. 2. A remedy useful in scurvy.

antisecosis (*an-te-sek-o'-sis*) [*anti-*; *σηκόειν*, to weigh, balance]. 1. A restoration of health, strength, etc. 2. Regulation of the food.

antisensibilisin (*an-te-sen-sib-il'-is-in*). One of the substances in an antigen.

antisensitizer (*an-te-sen'-sit-i-zer*). In Ehrlich's side-chain theory, a substance antagonistic in its action to that of the intermediary body or sensitizer

antisepsin (*an-te-sep'-sin*) [*anti-*; *σήψις*, putrefaction], $C_6H_4BrNHC_2H_3O$. Asepsin; bromated acetanilide; soluble in alcohol and ether, insoluble in water. It is antipyretic, analgesic, and antiseptic. Dose 6–7 gr. (0.39–0.45 Gm.).

antisepsis (*an-te-sep'-sis*) [see *antisepsin*]. Exclusion of the germs that cause putrefaction.

antiseptic (*an-te-sep'-tik*) [see *antisepsin*]. 1. Having power to prevent the growth of the bacteria upon which putrefaction depends. 2. An agent that prevents development of bacteria. Among the principal antiseptics are mercuric chloride, phenol, iodoform, thymol, salicylic acid, boric acid, formaldehyde, and potassium permanganate and others. **a. gauze,** open cotton cloth charged with an antiseptic. **a. ligature,** catgut or other material rendered aseptic by soaking in antiseptic solutions. **a. treatment of wounds,** this looks to thorough antisepsis as regards the wound, the instruments, the operator's hands, the dressings, etc.

antisepticin (*an-te-sep'-tis-in*). Trade name of an antiseptic mixture containing benzoic and boric acids, thymol and eucalyptol.

antisepticism (*an-te-sep'-tis-izm*) [see *antisepsin*]. The theory or systematic employment of antiseptic methods.

antisepticize (*an-te-sep'-tis-īz*) [see *antisepsin*]. To render antiseptic; to treat with antiseptics.

antisepticol (*an-te-sep'-tik-ol*). Trade name of a liquid antiseptic said to contain boric acid, sodium borate, benzoic acid, thymol, eucalyptol, menthol and oil wintergreen.

antiseptin (*an-te-sep'-tin*) [see *antisepsin*]. 1. Zinc borothymoliodide. It consists of 85 parts zinc sulphate, 2.5 parts each of zinc iodide and thymol, and 10 parts boric acid. It is an antiseptic. 2. A proprietary preparation said to consist of sodium or potassium silicate, 2 parts, and a 0.1% solution of mercuric chloride, 1 part.

antiseptol (*an-te-sep'-tol*) [see *antisepsin*]. Cinchonine iodosulphate, an odorless and fairly effective substitute for iodoform

antiserum (*an-te-se'-rum*). A serum having the power of agglutinating and precipitating another serum. **a. method**, a method of differentiating human from other blood; modified Uhlenhuth's antiserum method. Human blood serum is injected into the peritoneal cavity of rabbits in doses of 10 Cc. every 8 or 10 days. After 6 injections their blood is collected and preserved on ice; the serum is pipeted off after 24 hours Some rabbits, as control-animals, are not injected The blood to be tested is, if dried, first dissolved, and then, as is fluid blood, diluted with ordinary water and salt solution. Several drops of the test-serum are added and the tubes placed at a temperature of 35°. If the blood to be tested is human, a turbidity appears invariably; if not human, it remains clear.

antisialagogue, antisialagog (*an-te-si-al'-a-gog*) [*anti-*; σίαλον, saliva; ἀγωγός, leading]. 1. Preventing or checking salivation. 2. A remedy that is effective against salivation.

antisialic (*an-te-si-al'-ik*) [*anti-*; σίαλον, saliva]. 1. Checking the flow of saliva. 2. An agent that checks the secretion of saliva.

antisideric (*an-te-sid-er'-ik*) [*anti-*; σίδερος, iron]. 1. Incompatible with iron and counteracting its effects; impoverishing the blood. 2. An agent or drug opposed to the action of iron; one which impoverishes the blood.

antispasmin (*an-te-spaz'-min*), $C_{22}H_{26}NO_8Na + 3NaC_7H_6O_2$. A compound of 1 molecule of narceine sodium united with 3 molecules of sodium salicylate, occurring as a white, slightly hygroscopic powder containing about 50% of narceine. It is sedative and hypnotic. Dose ½–1½ gr. (0.01–0.1 Gm.).

antispasmodic (*an-te-spaz-mod'-ik*) [*anti-*; σπασμός, a spasm]. 1. Tending to relieve spasm. 2. An agent relieving convulsions or spasmodic pains, as the narcotics, the nitrites, etc.

antispastic (*an-te-spas'-tik*) [*anti-*; σπαστικός, drawing]. 1. Revulsive; counterirritant. 2. Antispasmodic. 3. A revulsive agent. 4. An antispasmodic.

antispermotoxin (*an-te-spur-mo-toks'-in*). A substance opposed in its action to spermotoxin.

antispirochetic (*an-te-spi ro-ke'-tik*) [*anti-*; *spirochæte*, a genus of bacteria]. 1. Arresting the action of spirochetes. 2. An agent having this power.

antisplenetic (*an-te-splen-et'-ik*) [*anti-*; *splen*, the spleen]. Remedial in diseases of the spleen.

antistaphylolysin (*an-te-staf-il-ol'-is-in*) [*anti-*; *staphylococci*, a genus of bacteria; λύσις, a loosing]. A substance antagonistic to the toxic products of staphylococci, contained in healthy blood-serum.

antistasis (*an-tis'-tas-is*) [*anti-*; στάσις, a standing]. Opposition; opposing effect.

antistatic (*an-tis-tat'-ik*). Antagonistic.

antisternum (*an-te-stur'-num*). The part of the back opposite the breast.

antistreptococcic (*an-te-strep-to-kok'-sik*) [*anti-*; *streptococci*, a genus of bacteria]. Antagonistic to or preventing the action of streptococci.

antistreptoccin (*an-te-strep-to-kok'-sin*). 1. The streptococcus-antitoxin. 2. A serum used in erysipelas.

antistrumous (*an-te-stru'-mus*) [*anti-*; *struma*, a scrofulous tumor]. Effective against struma or scrofula.

antisubstance (*an'-te-sub-stans*). Antibody, *q. v.*

antisudoral (*an-te-sū'-dor-al*) [*anti-*; *sudor*, sweat]. Checking the secretion of sweat.

antisudorific (*an-te-sū-dor-if'-ik*) [*anti-*; against; *sudor*, sweat; *facere*, to make]. Checking the excretion of sweat.

antisudorin (*an-te-sū'-dor-in*) [*anti-*; *sudor*, sweat]. A proprietary mixture said to consist of boric, citric, and salicylic acids, borax, glycerin, alcohol, distilled water, and several ethers; it is used to diminish sweating of the feet.

antisyphilitic (*an-te-sif-il-it'-ik*) [*anti-*; *syphilis*]. 1. Effective against syphilis. 2 A remedy used in the treatment of syphilis

antitabetic. An agent used to mitigate or aid in the cure of tabes dorsalis.

antitetanic (*an-te-tet-an'-ik*). Noting an agent used to mitigate or aid in the cure of tetanus.

antithenar (*an-te-the'-nar*) [*anti-*; θέναρ, the flat of the hand or the sole of the foot] 1. Opposite to thenar. 2. A muscle that extends the thumb or opposes it to the hand; an antithenar muscle. **a. eminence,** the border of the palm of the hand from the base of the little finger to the wrist. **a. muscles,** of the toe and of the thumb; the abductor pollicis pedis and the flexor brevis pollicis manus; also, the first dorsal interosseous muscle.

antithermic (*an-te-ther'-mik*) [*anti-*; θέρμη, heat]. Cooling, antipyretic.

antithermin (*an-te-ther'-min*) [see *antithermic*], $C_{11}H_{14}O_2N_2$. Phenylhydrazinlevulinic acid, a coal-tar derivative used as an antipyretic, analgesic, and antiseptic. Dose 5 gr. (0.3 Gm.).

antithermolin (*an-te-ther'-mo-lin*). Trade name of clay preparation used as an anodyne and antiphlogistic.

antithrombin (*an-te-throm'-bin*). A substance of the nature of a ferment, having the power of retarding or preventing coagulation.

antithyroidin (*an-te-thi-roid'-in*). See *serum, thyroid.*

antitonic (*an-te-ton'-ik*). 1. Counteracting the effects of a tonic. 2. A drug having opposite effects to those of a tonic. 3. Diminishing tone or tonicity.

antitussina (*an-te-tus'-in-a*) [*anti-*; *tussis*, cough]. An autogenous vaccine used in cases of whooping cough; it is made from the sputum of a patient who has not been previously treated by this preparation.

antitoxic (*an-te-toks'-ik*) [*anti-*; τοξικόν, poison]. Antidotal; counteracting poisons.

antitoxigen (*an-te-tok'-si-en*) [*antitoxin*; γεννάν, to produce]. Any substance which induces the production or increase of antitoxin in the blood.

antitoxin (*an-te-toks'-in*) [see *antitoxic*]. 1. A counterpoison or antidote elaborated by the body to counteract the toxins of bacteria. According to some authorities, antitoxins are, like the toxins, bacterial products. Antitoxins are used in the treatment of certain infectious diseases and also to confer immunity against these

diseases. 2. The commercial name for a fine white powder said to be a coal-tar product and used as an analgesic and antipyretic. Dose 10–15 gr. (0.65–1.0 Gm.) in from 1 to 4 hours. **a., artificial,** an antitoxin prepared by passing an electric current through a toxic bouillon. **a., diphtheria,** one prepared from the blood-serum of an animal inoculated with *Bacillus diphtheriæ*. **a., tetanus,** one prepared from the blood-serum of an animal inoculated with *Bacillus tetani*. **a. unit,** 10 times the amount of serum requisite to neutralize completely 10 times the minimum fatal dose of diphtheria toxin in a half-grown guinea-pig; or the amount of antitoxin which, when inoculated into a guinea-pig of 250 Gm. weight, will neutralize 100 times the minimum fatal dose of toxin of standard weight.

antitragic (*an-te-traj'-ik*) [*anti-; τράγος*, the tragus] Pertaining to the antitragus **a. muscle,** a mere rudiment in man; it arises from the antitragus, and extends to the cauda of the helix.

antitragus (*an-te-tra'-gus*) An eminence of the external ear opposite the tragus.

antitrismus (*an-te-triss'-mus*) [*anti-; τρισμός*, a creaking]. A condition of tonic spasm in which the open mouth cannot be closed.

antitrope (*an'-te-trōp*) [*anti-; τρέπειν*, to turn]. Organs arranged to form a symmetrical pair. Thus the right eye is an antitrope to the left. 2. An antibody.

antitropin (*an-te-tro'-pin*). An antibody

antitrypsin (*an-te-trip'-sin*). An antibody inhibiting the action of trypsin

antitryptic (*an-te-trip'-tik*). 1. A ferment inimical to bacteria 2. Antagonistic to proteolysis.

antitryptic index. The power of any given serum to inhibit tryptic digestion as compared with that possessed by a normal standard serum. It is said to be raised in cancerous conditions, and it is used to differentiate gastric cancer from gastric ulcer.

antituberculin (*an-te-tū-ber'-kū-lin*). Antibodies found in the sera of individuals who have been treated with tuberculin

antituberculotic (*an-te-tū-ber-kū-lot'-ik*) [*anti-; tuberculum*, a tubercle]. Good against tuberculosis.

antitulase (*an-te-tū'-lās*). An immunizing serum for tuberculosis obtained from animals which have been injected with tulase.

antituman (*an-te-tū'-man*) Trade name of a cancer remedy containing sodium chondroitin sulphate. Dose 1 to 2 gr.

antitussin (*an-te-tus'-in*) [*anti-; tussis*, cough]. An ointment consisting of difluordiphenyl 5 parts; vaselin, 10 parts, and lanolin, 85 parts; used as an application in catarrh.

antitussive (*an-te-tus'-iv*) [*anti-; tussis*, cough]. 1. Relieving or preventing cough. 2. A remedy for cough.

antityphoid (*an-te-ti'-foid*). Opposed to typhoid. **a. extract,** a preparation obtained by injecting repeatedly cultures of typhoid bacilli of increasing virulence into the peritoneal cavity of rabbits. The animals are killed as soon as they do not react to poisonous doses, and extracts are made of the thymus, spleen, bone-marrow, brain, and spinal cord, by soaking these organs in a solution of salt, glycerol, and alcohol, with the addition of some pepsin. The filtrate is injected in typhoid cases.

antitypic (*an-te-tip'-ik*) [*anti-; τύπος*, a type]. 1. Efficient against the periodic recurrence of a paroxysm or fever. 2. Irregular; not conformable to a type. 3. An antiperiodic.

antiuratic (*an-te-ū-rat'-ik*). 1. Efficacious against the deposition of urates. 2. An agent that prevents the deposit of urates.

antiurease (*an-ti-ū'-re-ās*). An antibody to urease

antivaccination (*an-te-vak-sin-a'-shun*). Opposition to the practice of compulsory vaccination.

antivenene, antivenin (*an-te-ven'-ēn, -in*) [*anti-; venenum*, poison]. A serum perfected by Calmette by injecting cobra venom mixed with solutions of calcium hypochlorite into horses. It is used in doses of 2½–5 dr. (10–20 Cc.) in bites of venomous serpents.

antivenereal (*an-te-ven-e'-re-al*) [*anti-; venereus*, pertaining to Venus, or to sexual intercourse]. Antisyphilitic; anaphrodisiac.

antivenin (*an-te-ven'-in*) The active ingredient in an antiserum against a venom of an animal or insect.

antivenomous (*an-te-ven'-om-us*). Antagonistic to venom, a term applied to immunized animals, to certain serums, and to antitoxins.

antivermicular (*an-te-vur-mik'-ū-lar*) [*anti-; vermis*, a worm]. Anthelmintic.

antiverminous (*an-te-vur'-min-us*). See *antivermicular*.

antivirulent (*an-te-vir'-ū-lent*) [*anti-; virus*, a poison]. Effective against viruses.

antivivisection (*an-te-viv-is-ek'-shun*). Opposition to vivisection or animal experimentation.

antivivisectionist (*an-te-viv-is-ek'-shun-ist*) [*anti-; vivus*, living; *sectio*, a cutting]. One who opposes the practice of vivisection.

antixenic (*an-te-zen'-ik*) [*anti-; ξένος*, strange]. Pertaining to the reaction of the tissues to foreign matter.

antizymotic (*an-te-zi-mot'-ik*) [*anti-; ζύμωσις*, fermentation]. 1. Preventing or checking fermentation. 2. An agent preventing the process of fermentation; an antiferment.

antlia (*ant'-le-ah*) [*ἀνά*, up; *τλαεῖν*, to lift]. A syringe or pump **a. gastrica,** a stomach pump. **a. lactea,** a pump for drawing milk from the breast. **a. mammaria,** same as *a lactea*.

antocular (*ant-ok'-u-lar*) [*ante*, before; *oculus*, the eye]. Situated in front of the eye.

antodontalgic (*an-to-don-tal'-jik*). See *antiodontalgic*.

antodyne (*an'-to-dīn*). Trade name of an analgesic and sedative, derived from phenol. Dose 7½ gr. (0.5 Gm.).

antophthalmic (*ant-off-thal'-mik*) [*anti-; ὀφθαλμία*, ophthalmia]. Preventive or curative of ophthalmia.

antorbital (*ant-orb'-it-al*) [*ante*, before; *orbita*, the orbit]. Located in front of the orbit.

antorgastic (*ant-or-gas'-tik*). See *antiorgastic*.

antozenic (*ant-o-ze'-nik*) [*anti-; ὄζειν*, to smell]. Curative of ozena.

antozone (*ant-o-zōn*) [*anti-; ὄζειν*, to smell]. An imaginary allotropic modification of oxygen, now known to be only hydrogen dioxide.

antozostomatic (*ant-o-zos-to-mat'-ik*) [*anti-; ὀζόστομος*, having a foul breath]. Corrective of a foul breath.

antra (*an'-trah*). Plural of *antrum*, *q. v.*

antracele (*an'-tra-sēl*) [*antrum; κήλη*, a tumor]. Dropsy of the antrum; an accumulation of fluid in the maxillary sinus.

antral (*an'-tral*) [*antrum*]. Relating to an antrum.

antrectomy (*an-trek'-to-me*) [*antrum; ἐκτομή*, excision]. Surgical removal of the walls of an antrum, especially the mastoid antrum.

antritis (*an-tri'-tis*) [*antrum; itis*, inflammation]. Inflammation of an antrum, especially the antrum of Highmore.

antroatticotomy (*an-tro-at-ik-ot'-o-me*). The operation of opening the mastoid antrum and the attic of the tympanum.

antrocele (*an'-tro-sēl*). See *antracele*.

antronalgia (*an-tron-al'-je-ah*) [*antrum; ἄλγος*, pain]. Pain in the antrum.

antronasal (*an-tro'-na-zal*). Pertaining to the antrum of Highmore and the nasal fossa.

antrophore (*an'-tro-for*). Cacao-butter bougies, containing tannin, 5 %; resorcinol, 5 %; thallin sulphate, 2 to 5 %; zinc sulphate, 0.5 %.

antrophose (*an'-tro-fōz*) [*ἄντρον*, a cavity; *φῶς*, light]. A phose having its origin in the central ocular mechanism.

antrorse (*an-trōrs'*) [*ante*, before; *versus*, turned]. In biology, directed upward or forward.

antroscope (*an'-tro-skōp*) [*antrum; σκοπεῖν*, to look] An instrument for examining the antrum.

antroscopy (*an-tros'-ko-pe*). Inspection of the antrum by means of an antroscope.

antrotome (*an'-tro-tōm*). An instrument for the performance of mastoid antrotomy

antrotomy (*an-trot'-o-me*). Incision of an antrum.

antrotympanic (*an-tro-tim-pan'-ik*) [*antrum, τύμπανον*, a drum]. Relating to the cavity of the tympanum and to the tympanic antrum.

antrotympanitis (*an-tro-tim-pan-i'-tis*) [*ἄντρον*, a cave; *τύμπανον*, a drum]. Chronic purulent otitis media

antrum (*an'-trum*) [L.]. 1. A cavity or hollow space, especially in a bone. 2 The antrum of Highmore. **a., cardiac,** Luschka's name for a dilatation sometimes found in the esophagus immediately above its passage through the diaphragm. **a., dental,** pulp-cavity of a tooth. **a., duodenal,** the normal dilatation presented by the duodenum near its origin. **a. ethmoidal,** the ethmoid sinus. **a. of Highmore,** a cavity in the superior maxillary bone. Syn., *antrum genæ*. **a. Highmori testis,** see *mediastinum testis* **a., mastoid,** the hollow space beneath the roof of the mastoid process. **a., maxillary,** see *a. of Highmore*. **a. pyloricum Willisii,** the cavity of the pylorus. **a. tubæ,** a sac-like dilatation of the Fallopian tube about an inch from the fimbriated extremity, regarded by some as occurring only in pregnancy. **a. tympanicum,** the mastoid antrum.

antrumectomy (*an-trum-ek'-to-me*). See *antrectomy*

antuitrin (*an-tū'-it-rin*). Trade name of an extract of the anterior lobe of the pituitary body.

Antyllus' method for aneurysm [Antyllus, a Greek physician of the third century A. D.]. It consists in ligation above and below the sac, followed by opening of the aneurysm and evacuation of its contents. See *ligation*.

anuresis (*an-ū-re'-sis*) [*ἀν*, priv.; *οὖρον*, urine]. Anuria.

anuretic (*an-ū-ret'-ik*) [see *anuresis*]. Pertaining to or affected with anuria.

anuria (*an-ū'-re-ah*) [see *anuresis*]. Suppression of the urine.

anuric (*an-ū'-rik*) [see *anuresis*]. Pertaining to anuria.

anurous (*an-ū'-rus*) [*ἀν*, priv.; *οὐρά*, a tail]. Without a tail.

anus (*a'-nus*) [L., "the fundament"]. The extremity of the rectum; the lower opening of the alimentary canal. **a., artificial,** an opening established from the bowel to the exterior at a point above the normal anus, most commonly from the colon, either in the lumbar or in the iliac region. **a., fissure of,** a slight tear in the mucous membrane at the anus, usually due to passage of hardened feces. It is very painful. **a., fistula of,** fistula in ano, a sinus opening from the rectum into the connective tissue about the rectum or discharging externally. **a., imperforate,** absence of the anus, the natural opening being closed by a membranous septum. **a., infundibuliform,** a relaxed condition of the anus with destruction of the natural folds. **a., preternatural,** an abnormal aperture serving as an anus, whether congenital, made by operation, or due to disease or injury. Syn., *fecal fistula; anus præternaturalis*. **a., preternatural ileovaginal, a., preternatural vaginal, a præternaturalis vestibularis,** the rare abnormity of the rectum opening through the vulva **a., Rusconi's,** the blastopore. **a., umbilical** a preternatural anus located in the umbilical region. **a. vulvovaginalis,** an anal opening communicating with the vulva.

anusol (*an'-us-ol*). Trade mark for suppositories of bismuth iodoresorcinsulphonate, used in the treatment of hemorrhoids, etc.

anvil (*an'-vil*). See *incus*.

anxietas (*ang-zi'-et-as*). See *anxiety*. **a. tibiæ, a. tibiarum.** 1. An annoying sensation of restlessness in the muscles of the legs noted in neurasthenia. 2. An irregular movement of the legs. Syn., *fidgets*.

anxiety (*ang-zi'-et-e*) [*anxius*, anxious]. Restlessness, agitation and general malaise, or distress, often attended with precordial pain, and a noticeable appearance of apprehension or worry.

anydremia, anydræmia (*an-id-re'-me-ah*). See *anhydremia*.

anypnia (*an-ip'-ne-ah*) [*ἀν*, priv.; *ὕπνος*, sleep]. Sleeplessness.

anytin (*an'-it-in*) See *anitin*.

anytol. See *anitol*.

A. O. C. Abbr. of anodic opening contraction.

aochlesia (*ah-ok-le'-ze-ah*) [*ἀ*, priv.; *ὄχλησις*, disturbance]. Rest, tranquillity, catalepsy.

aol (*a'-ol*). Trade name of a derivative of santalum album.

aolan (*a'-o-lan*). A trade preparation of sterile milk, used in protein therapy

A. O. M. Abbr for *Artium Obstetricus Magister*, i. e., Master of Obstetric Art.

aorta (*a-ort'-ah*) [*ἀορτή*, aorta]. The large vessel arising from the left ventricle and distributing, by its branches, arterial blood to every part of the body. It ends by bifurcating into the common iliacs at the fourth lumbar vertebra. The *arch*, that extending from the heart to the third dorsal vertebra, is divided into an *ascending*, a *transverse*, and a *descending* part. The *thoracic* portion extends to the diaphragm, the *abdominal*, to the bifurcation. **a., cardiac,** that part of the embryonic vascular system giving rise to the aortic arches. **a. chlorotica,** a narrowing of the aorta, sometimes found in chlorotic patients. **a., dorsal.** 1. The embryonic vessel formed by the junction of the two primitive aortas. Syn., *primordial aorta; subvertebral aorta*. 2. The thoracic aorta. **a., inferior,** the abdominal aorta. **a., left,** the embryonic division of the vascular system which finally becomes the aorta. **a., main,** the embryonic vessel formed by the junction of the two primitive aortas. **a., pectoral,** the thoracic aorta.

a., pelvic, the middle sacral artery **a., pericardiac,** the part of the aorta within the pericardial cavity **a., primitive.** 1 That part of the aorta extending from its origin to the point where it first branches 2 Two embryonic branches of the cardiac aorta extending through the first visceral arch and uniting to form the dorsal aorta **a., right,** the embryonic division of the aortic bulb which finally forms the pulmonary artery **a, root of,** the origin of the aorta at the heart Syn, *radix aortæ* **a., superior,** the thoracic aorta **a., systemic,** see *a, left* **a., thoracic,** see under *aorta*

aortal (*a ort' al*) [see *aorta*] Relating to the aorta.

aortarctia (*a-ort-ark'-she-ah*) [ἀορτη aorta, *arctare*, to constrict] A constriction or stenosis of the aorta

aortectasia (*a-ort-ek-ta'-ze-ah*) [ἀορτή, aorta, ἐκ, out, τάσις, a stretching] Aortic dilatation

aorteurysma (*a-ort-ū-riz'-mah*) [ἀορτη, aorta, εὐρύσμα a widening, *pl*, *aorteurysmata*] Aortic aneurysm or dilatation

aortic (*a ort' ik*) [see *aorta*] Pertaining to the aorta **a arch,** see *aorta* and *arch* **a area,** the part of the thorax about the second right costal cartilage, where the aortic murmurs and sounds are best heard **a foramen,** see *a opening of diaphragm* **a. murmur,** a murmur produced by disease of the aortic valves **a. opening of diaphragm,** the aperture in, or really behind, the diaphragm, through which the aorta passes **a. opening of heart,** the opening between the heart and the aorta **a. plexus,** the plexus of sympathetic nerves situated on the front and sides of the aorta, between the origins of the superior and inferior mesenteric arteries **a sinus,** a deep depression between the leaflets of the aortic valve and the aortic wall **a. valve,** the three semilunar valves closing the aortic opening during the cardiac diastole

aortism (*a or'-izm*) A liability to aortic disease

aortitis (*a ort i'-tis*) [*aorta*, ιτις, inflammation] Inflammation of aorta **a, nummular,** that characterized by white, circular patches in the inner coat

aortoclasia, aortoclasis (*a-or-to-kla' ze-ah, -sis*) [*aorta*, κλάσις a breaking] Rupture of the aorta

aortolith, aortolite (*a or' to-lith, -lit*) [*aorta*, λίθος, a stone] A calculus formed in the aorta

aortolithia (*a-or to-lith'-e ah*) A calcareous deposition in the aorta

aortomalacia, aortomalaxia (*a-ort-o-mal-a'-se-ah, -aks'-e-ah*) [*aorta*, μαλακία, softening] Softening of the aorta

aortopathy (*a-ort-op'-ath-e*) [*aorta*, πάθος, disease] Any disease of the aorta

aortoptosis, aortoptosia (*a or-top-to' sis, -to'-ze-ah*) [*aorta*, πτωσις, a falling] A drooping of the abdominal aorta associated with visceroptosis

aortosclerosis (*a-ort o-skle-ro'-sis*) [*aorta*, σκληρός, hard] Induration of the aorta

aortostenosis (*a-ort-o-sten-o'-sis*) [*aorta*, στενός, narrow] Stenosis or narrowing of the aorta

aosmic (*a-oz'-mik*) [ἀ, priv, ὀσμη, smell] Having no odor

apaconitine (*ap-ak-on'-it-in*). See *apoaconitine*

apagma (*ap-ag'-mah*) [ἀπδ, from, ἀγνύμαι, to break, *pl*, *apagmata*] 1 Separation, as of a fractured bone 2 The part separated

apallagin (*ap-al'-aj-in*) [ἀπαλλαγη, deliverance] An antiseptic mercury salt of nosophen (*q v*)

apallesthesia (*ah-pal-es-the'-ze-ah*) [ἀ, priv, πάλλειν, to quiver, sway, αἴσθησις, feeling]. Loss of sense of vibration, shown by lack of perception of the vibrations of a tuning fork applied to the skin

apandria (*ap-an'-dre-ah*) [ἀπό, from, ἀνήρ, a man]. Morbid dislike of the male sex

apanthropia (*ap-an-thro'-pe-ah*) See *apanthropy*,

apanthropy (*ap an'-thro-pe*) [ἀπό, from, ἀνθρωπος, man] Aversion to society, morbid desire for solitude

aparathyroidism (*ah-par-ah-thi'-roid-izm*) Condition in which the parathyroid glands are inactive.

aparathyrosis (*ah-par-a-thi-ro'-sis*) Excessive hypoparathyrosis, *q v*

apareunia (*ah-par-oo'-ne-ah*) [ἀ, priv, εὐνη, a bed] Absence, or impossibility of coitus.

aparthrosis (*ap ar thro'-sis*) [ἀπό, from, ἀρθρον, a joint] 1 Dislocation, luxation of a joint 2 In anatomy, diarthrosis

apastia (*ap-as'-te-ah*) [ἀπαστία, fasting] Abstinence from food, seen in mental disorder

apathetic (*ap-ath et'-ik*) [ἀ, priv, παθος, feeling] Affected with apathy, listless, without emotion.

apathism (*ap'-ath-izm*) Slowness to reaction (in opposition to *erethism*)

apathy (*ap'-ath-e*) [ἀ priv, πάθος, feeling] Insensibility, want of passion or feeling

apatropine (*ap-at'-ro-pen*) $C_{17}H_{21}NO_3$ A compound derived from atropine by the action of nitric acid It is said to produce peculiar convulsions

ape(*āp*) [ME.] A man-like monkey **a. fissures,** those fissures of the human brain that are also found in apes **a.-hand,** a peculiar shape of the hand produced by the wasting of the thumb-muscles, it is seen in some cases of progressive muscular atrophy

apella (*ap el'-lah*) [ἀ, priv, πελλα, skin] A circumcised person, one with a short prepuce

apellous (*ah-pel'-us*) [ἀ, priv, πελλα, skin] 1. Skinless 2 Without a prepuce, circumcised.

apenta (*ah-pen'-tah*) A Hungarian aperient water

apenteric (*ap-en-ter'-ik*) [ἀπό, from, ἐντέρον, intestine] Away from the intestine

apepsia (*ah-pep'-se-ah*) [ἀ priv, πέπτειν, to digest] Cessation or absence of the digestive function. **a, hysterical,** apepsia due to hysteria Syn, *hysterical anorexia* **a nervosa,** see *anorexia nervosa*

apepsinia (*ah pep-sin'-e ah*) [ἀ, priv, *pepsin*] Absence of pepsin or pepsinogen from the gastric juice

apeptic (*ah-pep'-tik*) [see *apepsia*] Affected with apepsia

apeptous (*ah-pep'-tus*) [ἀ, priv, πέπτειν, to digest]. 1 Crude, indigestible, uncooked 2 Apeptic.

aperception (*ap-ur-sep'-shun*) See *apperception*.

apergol (*ap-er'-gol*) A preparation containing apiol, ergotin, oil of savine, and aloin

aperient (*ap-e'-ri-ent*) [*aperire*, to open] 1 Laxative, mildly purgative 2 A mild purgative, a laxative.

aperiodic (*ah-pe-re-od'-ik*) [ἀ, priv, περιόδος, a circuit] Not periodic **a., galvanometer,** see *galvanometer*

aperistalsis (*ah-per-is-tal'-sis*) [ἀ, priv; περί, around, στάλσις, constriction] Cessation of the peristaltic movements of the intestine

aperitive (*ap-er'-it-iv*) [*aperire*, to open]. 1 Aperient 2 Deobstruent. 3 Stimulating the appetite, an appetizer **a., hygienic,** hygienic measures for stimulating the appetite

aperitol (*ap-er'-it-ol*). A proprietary purgative consisting of the acetate and valerate of phenolphthalein Dose 6 gr (0 4 Gm).

apertometer (*ap-ur-tom'-et-er*) [*aperture*; μέτρον, a measure]. An optic device for determining the angle of aperture of microscopic objectives.

apertor (*ap-er'-tor*) [L., an opener or beginner]. In anatomy, anything that opens. **a. oculi,** the levator palpebræ muscle.

apertura (*ap-er-tu'-rah*). An opening. **a. anterior ventriculi tertii cerebri,** the vulva cerebri. **a. aquæductus cochleæ,** opening of aqueduct of cochlea on the petrous bone. **a. chordæ,** the internal opening of the canal for the chorda tympani nerve. **a. canalis inguinalis,** the inguinal ring. **a. declivis,** the anus. **a. externa aquæductus vestibuli,** external opening of the aqueduct of the vestibule. **a. externa canaliculi cochleæ,** external opening of the canaliculus of the cochlea. **a. inferior canaliculi tympanici,** inferior opening of tympanic canaliculus. **a. lateralis ventriculi quarti,** the foramen of Key and Retzius. **a. medialis ventriculi quarti,** the foramen of Magendie. **a. narium,** same as nares. **a. pelvis (minoris) inferior,** lower opening of lesser pelvis (O. T. pelvic outlet). **a. pelvis (minoris) superior,** upper opening of lesser pelvis (O. T. pelvic inlet). **a. pelvis superior,** the superior strait of the pelvis. **a. piriformis,** piriform opening (O. T. anterior nares). **a. scalæ vestibuli cochleæ,** an opening between the vestibule and the scala vestibuli of the cochlea **a. sinus sphenoidalis,** opening of sphenoidal sinus. **a. spinalis,** the vertebral foramen. **a. superior canaliculi tympanici,** opening for the smaller petrosal nerve. **a. thoracis inferior,** lower thoracic opening. **a. thoracis superior,** upper thoracic opening. **a. tympanica canaliculi chordæ,** opening of the iter chordæ posterius into the tympanum. **a. uterina,** opening of the Fallopian tube into the uterus.

aperture (*ap'-er-chūr*) [*apertura*, an opening]. An opening. **a., angular,** in the microscope, the angle formed between a luminous point placed in focus and the most divergent rays that are capable of passing though the entire system of an objective. **a., numerical,** the capacity of an objective for admitting rays from the object and transmitting them to the image.

apex (*a'-peks*) [L., "the extreme end of a thing;" pl., *apices*]. The summit or top of anything; the point or extremity of a cone. **a. auriculæ** (Darwini), tip of the auricle of the ear. **a.-beat,** the impulse of the heart felt in the fifth intercostal space, about 3½ inches from the middle of the sternum. **a. capituli fibulæ,** apex of the head of the fibula; the styloid process of the fibula. **a. cartilaginis arytænoideæ,** tip of the arteniod cartilage. **a. columnæ posterioris,** apex of the posterior column. **a. cordis,** the apex of the heart. **a. linguæ,** tip of the tongue. **a. of the lung,** the upper extremity of the lung behind the border of the first rib. **a. murmur,** a murmur heard over the apex of the heart. **a. nasi,** the tip of the nose. **a. radicis dentis,** apex of the root of a tooth.

aphacia (*ah-fa'-se-ah*). See *aphakia*.

aphacic (*ah-fa'-sik*). See *aphakic*.

aphagia (*ah-fa'-je-ah*) [ἀ, priv.; φαγεῖν, to eat]. Inability to eat or swallow.

aphakia (*ah-fa'-ke-ah*) [ἀ, priv.; φακός, a lentil; the crystalline lens]. The condition of an eye without the lens.

aphakic (*ah-fa'-kik*) [see *aphakia*]. Not possessing a crystalline lens.

aphalangiasis (*ah-fa-lan-ii'-as-is* [ἀ, priv.; φάλαγξ, phalanx]. The loss or absence of fingers and toes, as in leprosy. Cf. *asinhum*.

aphantobiant (*af-an-to-bi'-ant*) [ἄφαντος, made invisible; βιον, living]. An invisible organism; Ultramicroscopic. A filtrable virus.

aphasia (*ah-fa'-ze-ah*) [ἀ, priv.; φάσις, speech]. Partial or complete loss of the power of expressing ideas by means of speech or writing. Aphasia may be either motor or sensory. *Motor* or *ataxic aphasia* consists in a loss of speech owing to inability to execute the various movements of the mouth necessary to speech, the muscles not being properly coordinated, owing to disease of the cortical center. It is usually associated with *agraphia*, "aphasia of the hand," inability to write, and right-sided hemiplegia. Some aphasiacs can write, but are unable to articulate words or sentences, this variety is variously named *aphemia*, *alalia*, or *anarthria*, according as the impairment of speech is more or less marked. Charcot supposes the center for articulate language divided into 4 subcenters—a visual center for words, an auditory center for words, a motor center of articulate language, and a motor center of written language. Lesions of one or more of these centers produce the characteristic forms of aphasia, all of which have clinical exemplifications. *Sensory aphasia*, or *amnesia*, is the loss of memory for words, and may exist alone or in association with motor aphasia Amnesia appears clinically in 3 distinct forms· 1. Simple loss of memory of words. 2. *Word-deafness*, or inability to understand spoken words (there is usually some paraphasia connected with this form) 3. *Word-blindness*, or inability to understand written or printed words **a., Broca's,** motor aphasia. **a., conduction,** such as is due to defect in some commissural connection between centers. **a., cortical, a., pictorial, a., true,** destruction of the function of the auditory speech-center. **a., functional,** that in which there is no manifest lesion, but it occurs as a result of excitement in hysteria or in severe constitutional disorders **a., gibberish,** a form of transcortical aphasia in which the speech is confused, words or syllables being transposed or jumbled together, due to disruption of the tracts associating cortical speech-centers. Syn., *jargon aphasia*. **a., Kussmaul's,** see *Kussmaul*. **a., mixed,** combined motor and sensory aphasia. **a., optic,** inability to give the names for objects seen, due to interrupted connection between the centers for vision and speech. **a., pure, a., isolated, a., subcortical, a., subpictorial,** aphasia arising from a lesion interrupting impulses toward the afferent tracts proceeding to the auditory speech-center. **a., supracortical, a., suprapictorial,** that form of lesion completely serving the connection of the auditory center with the cortical center, but not destroying the auditory speech-center, the afferent tracts proceeding to it or the efferent tracts passing from it to the motor speech-center. **a., tactile,** inability to recognize objects by the sense of touch, due to lesion in the central parietal lobule. **a., total, a., universalis,** inability to utter a single word. **a., Wernicke's,** cortical sensory aphasia.

aphasiac, aphasic (*ah-fa'-ze-ak, ah-fa'-zik*) [see *aphasia*]. Relating to or affected with aphasia.

aphelexia (*af-el-eks'-e-ah*). An incorrect form of the word *aphelxia*, *q. v.*

aphelotic (*af-el-ot'-ik*) [ἀφέλκειν, to draw away]. Absent-minded; lost in reverie.

aphelxia (*af-elks'-e-ah*) [ἀφέλκειν, to draw away]. Absence of mind; inattention to external impressions.

aphemesthesia (*ah-fem-es-the'-ze-ah*) [ἀ, priv.; φήμη, voice; αἴσθησις, sensation]. Word-blindness; word-deafness.

aphemia (*ah-fe'-me-ah*) [ἀ, priv.; φήμη, voice]. Motor aphasia; inability to articulate words or sentences from centric and not from peripheral disease. See *aphasia*.

aphemic (*ah-fe'-mik*) [see *aphemia*]. Relating to or affected with aphemia.

aphephobia (*af-e-fo'-be-ah*) [ἀφή, touch; φόβος, fear]. Hyperesthetic dread of contact with other persons.

apheter (*af'-et-er*) [ἀφέτηρ, one who lets go or sends away]. A supposed impulse-carrying, or trigger-material, probably a catastate, which communicates to the inogen the nerve impulse that causes its destruction, and the consequent muscular contraction. In a larger sense, any trigger-material that takes part in any functional process may be called an apheter.

aphilanthropy (*ah-fil-an'-thro-pe*) [ἀ, priv; φιλεῖν, to love; ἄνθρωπος, man]. Absence of social feeling; a frequent sign of approaching melancholia.

aphlogistic (*ah-flo-jist'-ik*) [ἀ, priv.; φλόξ, a flame]. 1. Noninflammable. 2 Burning without flame.

aphonia (*ah-fo'-ne-ah*) [ἀ, priv.; φωνή, voice] 1. Loss of speech, due to some peripheral lesion. 2. Hysterical, or paralytic absence of the power of speech. 3. Voicelessness. **a. clericorum**, clergyman's sore-throat. **a., paralytic**, see *paralysis, phonetic*. **a. paranoica**, stubborn silence in the insane. **a., spastic**, see *dysphonia spastica*.

aphonic (*ah-fon'-ik*) [see *aphonia*]. Speechless; voiceless.

aphorama, aphorema (*af-o-ra'-mah, -re'-mah*) [ἀφορᾶν, to have in full view]. The state of having projecting eyes, enabling one to see at a distance on each side without moving the head.

aphoresis (*ah-for-e'-sis*) [ἀ, priv.; φόκησις, bearing]. 1. Separation or ablation of a part, either by excision or amputation. 2. Lack of the power of endurance, as of pain

aphoria (*ah-fo'-re-ah*) [ἀ, priv.; φέρειν, to bear]. Sterility of the female; unfruitfulness. **a. impercita**, that attributed to aversion. **a. impotens**, that due to impairment of conceptive power. **a. incongrua**, that attributed to nonresponsive condition of the conceptive power to the seminal fluid. **a. paramenica**, that due to menstrual disorder. **a. polyposa**, that attributed to the existence of a uterine polyp.

aphoric, aphorous (*af'-or-ik, af'-or-us*) [ἄφορος, sterile]. 1. Relating to, causing, caused by, or affected with, sterility. 2. Unbearable, insufferable.

aphose (*ah'-fōz*) [ἀ, priv.; φῶς, light]. A subjective sensation of shadow or darkness. Cf. *phose*.

aphrasia (*ah-fra'-ze-ah*) [ἀ, priv.; φράζειν, to utter]. Absence of the power to utter connected phrases. **a., paralytic**, that due to paralysis of the ideation faculty. **a., superstitious**, the voluntary avoidance of certain words from scruples of nicety or religion

aphrenia (*ah-fre'-ne-ah*) [See *aphrenic*]. 1. Insanity. 2. Unconsciousness.

aphrenic, aphrenous, aphrænous (*ah-fren'-ik, ah'-fren-us, ah-fre'-nus*) [ἀ, priv.; φρήν, the mind]. Insane.

aphrodescin, aphrodæscin (*af-ro-des'-in*) [ἀφρώδης, foamy], $C_{52}H_{82}O_{22}$. A glucoside constituent of the cotyledons of horse-chestnut. It is a colorless, amorphous powder, soluble in alcohol and water, its watery solution frothing like soap.

aphrodine (*af'-ro-dēn*). Trade name of a preparation containing yohimbine; used for stud purposes.

aphrodisia (*af-ro-diz'-e-ah*) ['Αφροδίτη, Venus]. Sexual desire, especially when morbid or immoderate; sexual congress.

aphrodisiac (*af-ro-diz'-e-ak*) [see *aphrodisia*]. 1. Stimulating the sexual appetite; erotic. 2. An agent stimulating the sexual passion.

aphronesia, aphronesis (*ah-fro-ne'-ze-ah, ah-fro-ne'-sis*) [ἀ, priv.; φρόνησις, good sense]. Foolishness, silliness, madness.

aphronia (*ah-fro'-ne-ah*) [ἀ, priv.; φρήν, the mind]. Apoplexy.

aphtha (*af'-tha*) [ἄφθα, an eruption; pl., *aphthæ*]. A form of stomatitis characterized by the presence of small white vesicles in the mouth, occurring chiefly in children under 3 years, and supposed to be due to a special microorganism. Syn., *acacos; acacus; ophlyctis; morbus aphthosus; thrush; sprue; angina aphthosa; aphthous stomatitis*. **a. anginosa**, a form of sore throat attended by slight fever, redness, and enlargement of the fauces, with the formation of small whitish specks on the tongue and mucosa of the throat. It usually occurs in cold, damp weather and in women and children. **aphthæ, Bednar's**, two symmetrically placed ulcers seen at times on the hard palate of cachectic infants, one on each side of the mesial line. **aphthæ, cachectic**, those appearing beneath the tongue, and associated with grave constitutional symptoms; Riga's disease. Syn., *Cardarelli's aphthæ*. **a. epizootica**, see *foot-and-mouth disease*. **a. febrilis**, ulceration of the mouth, extending to the esophagus and stomach, and accompanied by fever. **a. serpens, aphthæ serpentes**, see *cancrum oris*. **aphthæ tropicæ**, a disease of the tropics marked by epigastric fulness, pain, vomiting, diarrhea, and redness of the tongue, with the formation of small, white, painful spots on it. Syn., *tropical sprue; pssilosis; gastroenteritis aphthosa indica; phlegmasia membranæ mucosæ gastropulmonalis*. **aphthæ, Valleix's**, see *aphthæ, Bednar's*.

aphthæ (*af'-the*). Plural of *aphtha*, *q. v.*

aphthenxia (*af-thengks'-e-ah*) [ἀ, priv.; φθέγξις, utterance]. A form of aphasia with impaired expression of articulate sounds.

aphthoid (*af'-thoid*) [see *aphtha*]. Resembling aphthæ.

aphthongia (*af-thon'-ge-ah*) [ἀ, priv.; φθόγγος, a sound]. A peculiar form of aphasia due to spasm of the muscles supplied by the hypoglossal nerve.

aphthous (*af'-thus*) [see *aphtha*]. 1. Pertaining to or affected with aphthæ. 2. Presenting the appearance of a surface covered with little ulcers.

aphylaxis (*ah-fi-laks'-is*) [ἀ, priv.; φύλαξις, a guarding]. Absence of immunity or of protection against disease.

aphytria retinæ (*af-i'-tre-ah ret'-in-e*). Loss of pigment in the retina, attributed to toxemia of infectious disease.

apical (*a'-pik-al*) [*apex*, the top]. Pertaining to the apex.

apicectomy (*ap-e-sek-to-me*) [*apex*, the top; ἐκτομή, excision]. Amputation of the root of a tooth

and extirpation of the inflammatory granulation tissue.

apiceotomy (*ap-is-e-ot'-o-me*). Same as apicotomy.

apices (*a'-pis-ez*) [L.]. Plural of *apex*. Summits.

apicifixed (*a-pis'-e-fikt*). Attached by the apex.

apiciform (*a-pis'-e-form*) [*apex*, the top; *forma*, form]. Sharp-pointed.

apicilar (*a-pis'-il-ar*) [*apex*, the top]. Attached to or located upon an apex.

apicoectomy (*ap-e-ko-ek'-to-me*) [*apex*; ἐκτομή, excision]. Excision of the apex of the root of a tooth.

apicolysis (*ap-e-kol'-is-is*) [*apex*; λύσις a solution]. Collapse of the apex of a lung brought about by an opening in the anterior chest wall.

apicotomy (*ap-e-kot'-o-me*) [*apex*; τόμη, a cutting]. Apicoectomy, amputation of any apex.

apiin (*ap'-e-in*) [*apium*, parsley], $C_{27}H_{32}O_{16}$. A glucoside obtained from the leaves, stems, and seeds of parsley, *Apium petroselinum*. A yellowish-white, crystalline powder, soluble in hot water and alcohol, slightly soluble in cold water, insoluble in ether.

apilocator (*a-pe-lō'-a-ter*). [*apex*; *locus*, place]. An instrument for locating the apex of the root of a tooth.

apinealism (*ah-pin'-e-al-izm*). [ἀ, priv.; *pineal*]. The symptoms and condition caused by absence of the pineal gland.

apinoid (*ah'-pin-oid*) [ἀ, priv.; πίνος, dirt; εἶδος, form]. Clean; not foul. **a. cancer,** scirrhus; so called from its cleanly section.

apinol (*ap'-in-ol*). A product obtained in the destructive distillation of the wood of the pine; it is said to be antiseptic and expectorant.

apiol (*ap'-e-ol*) [*apium*, parsley; *oleum*, oil], $C_{12}H_{14}O_4$. A principle occurring in parsley-seeds, it crystallizes in long white needles, with a slight odor of parsley; melts at 30° C. and boils at 294° C. It is used in dysmenorrhea and in malaria. In large doses it produces ringing in the ears and frontal headache. Syn., *parsley-camphor*. Dose 10–15 gr (0.65–1.0 Gm.). **a., green,** crude ethereal oil from seeds of parsley, *Apium petroselinum*. It is used as an emmenagogue and antiperiodic. Dose, in dysmenorrhea, 5–10 min. (0.3–0.6 Cc.) 2 or 3 times daily; in malaria, 15–30 min. (1–2 Cc.). **a., liquid,** an alcoholic extract of parsley-seeds.

apiolin (*ap'-e-ol-in*). Rectified essential oil of parsley, a yellow neutral liquid boiling at about 300° C., soluble in alcohol. It is used as an emmenagogue. Dose, 0.2 Gm. 2 or 3 times daily.

apion (*ap'-e-on*) [*apium*, parsley]. A substance obtained from apiolic acid by heating with dilute sulphuric acid; melts at 69° C.

apiosoma (*ap-e-o-so'-mah*). A protozoon said to be found in the blood of patients suffering from typhus fever; it is related to *Piroplasma bigonicum*.

apiphobia (*ap-e-fo'-be-ah*) [*apis*, a bee; φόβος, fear]. Morbid terror of bees and of being stung.

Apis (*a'-pis*) [L., a bee]. A genus of hymenopterous insects. **A. mellifica,** a honey-bee; in homeopathy the poison of the honey-bee's sting, or a preparation thereof.

apisin (*ap'-is-in*) [*apis*, a bee]. Bee-poison.

apisination (*ap-is-in-a'-shun*). Poisoning by bees.

apituitarism (*ah-pit-ū'-it-ar-izm*). The condition of absence of the function of the pituitary body, owing to removal of that body.

Apium (*a'-pe-um*) [L.]. A genus of umbelliferous plants. **A. graveolens,** see *celery*. **A. petroselinum,** is the common garden parsley; aperient, diuretic, somewhat antiperiodic; useful in dysmenorrhea. Dose of the fluidextract (of the root) gtt. xv–ʒj.

A-P-L. The anterior-pituitary-like principle or substance. It is derived from the placenta (Collip). See *prolan*.

aplacental (*ah-plas-en'-tal*) [ἀ, priv.; *placenta*]. Destitute of placenta.

aplanasia (*ah-plan-a'-ze-ah*) [ἀ, priv.; πλανᾶν, to wander]. Entire or nearly entire absence of spherical aberration.

aplanatic (*ah-plan-at'-ik*) [see *aplanasia*]. Not wandering; rectilinear. **a. focus,** that focus of a lens the rays from which do not undergo spherical aberration in their passage through the lens. **a. lens,** a lens corrected for aberration of light and color, a rectilinear lens.

aplanatism (*ah-plan'-at-izm*). See *aplanasia*.

aplasia (*ah-pla'-ze-ah*) [ἀ, priv.; πλάσσειν, to form]. Defective development. Syn., *agenesis*.

aplastic (*ah-plas'-tik*) [see *aplasia*]. 1. Structureless; formless. 2. Incapable of forming new tissue. 3. Relating to aplasia. 4. Defective in fibrin. 5. Applied to inflammations unattended with organizable exudation. **a. anemia,** that in which the formative processes in the bone marrow do not take place. **a. lymph,** a nonfibrinous material incapable of coagulation or organization.

aplestia (*ah-ples'-te-ah*) [ἀπλήστια, insatiate desire]. Insatiable hunger; acoria.

apleuria (*ah-ploo'-re-ah*) [ἀ, priv.; πλευρά, a rib]. Congenital absence of the ribs

apnea, apnœa (*ap-ne'-ah*) [ἀ, priv.; πνεῖν, to breathe]. 1. A transient cessation of respiration from an overabundance of oxygen, as, *e. g.*, after forcible respiration. 2. Asphyxia. **a., cardiac,** the period of apnea in Cheyne-Stokes respiration. **a., nervous,** that due to disorders of the centers of respiration. **a., placental,** placental tuberculosis. **a., uterine,** a form of dyspnea observed in hysterical patients, due to no manifest disease. Syn., *uterine asthma*.

apneumatic (*ap-nū-mat'-ik*) [ἀ, priv., πνεῦμα, breath]. 1. Collapsed; uninflated, not inflatable; said of parts of the lung. 2. Carried on with the exclusion of air, as an apneumatic operation or process.

apneumatosis (*ah-nū-mat-o'-sis*) [ἀ, priv.; πνευμάτωσις, inflation]. Collapse or noninflation of air-cells.

apneumia (*ap-nū'-me-ah*) [ἀ, priv.; πνεύμων, lung]. Congenital absence of the lungs.

apnœa (*ap-ne'-ah*). See *apnea*.

apo- (*ap'-o*) [ἀπό, from]. A prefix denoting *from, away, separation*.

apoaconitine (*ap-o-ak-on'-it-ēn*) [ἀπό, from; *aconitum*, aconite], $C_{31}H_{41}NO_{11}$. An alkaloid prepared from aconitine by dehydration.

apoatropine (*ap-o-at'-ro-pēn*) [ἀπό, from; *atropine*], $C_{17}H_{21}NO_2$. An alkaloid obtained by the action of HNO_3 on atropine.

apobiosis (*ap-o-bi-o'-sis*) [ἀπό, from; βίος, life]. Local death of a part.

apoblema (*ap-o-ble'-mah*) [ἀπόβλημα; ἀπό, away; βάλλειν, to throw]. The product of abortion.

apobole (*ap-ob'-o-le*) [ἀποβόλη, a throwing away]. Expulsion; abortion.

apocamnosis (*ap-o-kam-no'-sis*) [ἀποκάμνειν, to grow utterly weary]. Intense and readily induced fatigue.

apocatastasis (*ap-o-kat-as'-tas-is*) [ἀποκατάστασις, restoration]. 1. Return to a previous condition. 2. The subsidence of an abscess or tumor.

apocatharsis (*ap-o-kath-ar'-sis*) [ἀπό, away, καθαρσις, purgation] Purgation, abevacuation.

apocathartic (*ap o-kath-ar'-tik*) Same as *cathartic*

apocenosis (*ap-o-sen-o'-sis*) [ἀποκενόειν, to drain] 1 An increased flow or evacuation of blood or other humors 2 A partial evacuation In the plural, *apocenoses*, Cullen and Swediaur's term for afebrile diseases marked by fluxes.

apochromatic (*ap-o-kro-mat'-ik*) [ἀπό, away, χρῶμα, color] Without color **a lens**, a lens of a special variety of glass, corrected for spherical and chromatic aberration

apocodeine (*ap o ko'-de in*) [ἀπό, from, *codeine*], $C_{18}H_{19}NO_2$ An alkaloid prepared from codeine by dehydration It is emetic and expectorant, with other qualities much like those of codeine, The hydrochloride is generally used in bronchitis Dose 3–4 gr (0 2–0 25 Gm.)

apocope (*ap ok' o-pe*) [ἀπό, from, κοπή, a cutting] Amputation or abscission, an operation or a wound that results in loss of substance

apocopous (*ap-ok' o pus*) [ἀπόκοπος, cut off] Castrated

apocoptic (*ap-o kop'-tik*) [ἀποκόπτειν, to cut off] Affected by or occurring from removal of a part

apocrine (*ap -o krēn*) [ἀωό from κρίνειν I separate] ptyocrine Said of glands that resemble sweat glands but are larger in diameter They open into the lumen of hair follicles never to the external surface of the body, found in the pubis anus, and mammary regions See *exocrine*

apocrustic (*ap-o krus'-tik*) [ἀποκρούειν, to beat off] Repellent defensive astringent

apocynamarin (*ap o-syn-am'-ar-in*) The active principles of apocynum cannabinum, it is crystalline, and is said not to be a glucoside

apocynein (*ap o syn'-e in*) A glucoside from *Apocynum cannabinum* similar to digitalein

apocynin (*ap os'-in in*) [see *apocynum*] The precipitate from a tincture of *Apocynum cannabinum*, tonic, alterative, and cathartic Dose ½–1 gr (0 016–0 065 Gm)

apocynum (*ap os' in um*) [*apocynon*, dogbane] Canadian hemp The root of *A cannabinum*, the properties of which are due to *apocynin* It is a good expectorant, in full doses it is emetic and cathartic Dose 5–20 gr (0 3–1 2 Gm), of *tincture* 5–40 min (0 3–2 5 Cc) Another American species, *A androsæmifolium*, has similar properties **a , fluidextract of** Dose 5–20 min (0 3–1 2 Cc)

apodal (*ap' od-al*) See *apodous*

apodemialgia (*ap-o-de me al' je ah*) [ἀποδημία, journey ἄλγειν, to grieve] A morbid dislike of homelife with a desire for wandering

apodia (*ah po' de-ah*) [ἀ, priv , πούς, a foot] Congenital absence of feet

apodous (*ap' o-dus*) [ἀ, priv , πούς a foot] Footless, characterized by apodia

apogamy (*ap-og'-am-e*) [ἀπό, away from, γάμος, marriage] In biology, 1 Asexual reproduction where the opposite usually occurs 2 Total normal absence of sexual reproductive power

apogee (*ap'-o-jee*). The stage of greatest acuity of a disease

apokenosis (*ap-o-ken-o'-sis*) See *apocenosis*

apolar (*ah-po'-lar*) [ἀ, priv., πόλος, the end of an axis] Not possessing a pole **a. cells**, nerve-cells without processes

apolepsis (*ap-o-lep'-sis*) [ἀπόλημψις, a leaving off] Suppression or retention of a secretion or excretion, cessation of a function.

apolexis (*ap-o-leks'-is*) [ἀπόληξις, a declining] The decline of life; the stage of catabolism or decay.

Apollinaris water (*ap-ol-in-a'-ris*) A German alkaline mineral water, highly charged with carbonic acid, and largely used as a diluent in gout, rheumatism, etc

apolysin (*ap-ol'-is-in*), $C_6H_4(OC_2H_5)NH_3C_6O_8$ A compound of citric acid and phenetidin. It is antipyretic and analgesic Dose 8–90 gr (0 5–5 0 Gm) daily Syn , *monophenetidin citric acid*

apomorphine (*ap o-mor' fen*) [ἀπό, from, *morphine*], $C_{17}H_{18}NO_2$ An artificial alkaloid, derived from morphine by the abstraction of a molecule of water **a. hydrochloride** (*apomorphinæ hydrochloridum*, U S P), is the salt used, and is a grayish, crystalline powder It acts as a centric emetic Dose $\frac{1}{30}$–$\frac{1}{15}$ gr (0 003–0 0065 Gm), hypodermatically, or $\frac{1}{10}$–$\frac{1}{4}$ gr (0 0065–0 01 Gm) by the mouth It is expectorant in small doses

apomorphosis (*ap o-mor-fo'-sis*) [ἀπομορφοῦν, to change the form] A chemical change by which one substance acting upon another takes something away from it

apomyelin (*ap-o-mi'-el-in*) [ἀπό, from, μυελός, marrow] A peculiar phosphatized principle reported to exist in the brain tissue and containing no glycerol

apomyttosis (*ap-o-mit-o'-sis*) [ἀπομύσσειν, to blow the nose] Any disease marked by stertor, a sneezing

aponal (*ap' o-nal*) The carbamic acid ester of tertiary amyl alcohol, it is used as a hypnotic in doses of 15 to 30 gr (1–2 Gm)

apone (*ap on'*) [Fr *à* priv , πόνος, pain] An anodyne, especially the concentrated tincture of capsicum, used externally for the relief of pain, and internally in small doses, diluted, for hemorrhoids dyspepsia and mania Dose gtt. iij–x

aponeurography (*ap o-nu-rog'-ra fe*) [ἀπονεύρωσις, aponeurosis, γράφη, a writing] A description of the fasciæ, or aponeuroses

aponeurology (*ap-o nu-rol'-o-je*) [ἀπονεύρωσις, aponeurosis, λόγος, an account] The science of the fasciæ or aponeuroses

aponeurosis (*ap-o nu-ro'-sis*) [ἀπό, from, νευρον, a tendon] A fibrous, membranous expansion of a tendon giving attachment to muscles or serving to inclose and bind down muscles **a. of occipitofrontalis muscle**, the aponeurosis that separates the two slips of the occipitofrontalis muscle **a. of soft palate**, a thin, firm, fibrous layer, attached above to the hard palate, and becoming thinner toward the free margin of the velum **a., subscapular**, a thin membrane attached to the entire circumference of the subscapular fossa, and affording attachment by its inner surface to some of the fibers of the subscapularis muscle **a., supraspinous**, a thick and dense membranous layer that completes the osseofibrous case in which the supraspinatus muscle is contained, affording attachment by its inner surface to some of the fibers of the muscle **a., vertebral**, a thin aponeurotic lamina extending along the whole length of the back part of the thoracic region, serving to bind down the erector spinæ, and separating it from those muscles that unite the spine to the upper extremity

aponeurositis (*ap-on-ū-ro-si'-tis*) [*aponeurosis*, itis, inflammation] Inflammation of an aponeurosis

aponeurotic (*ap-on-ū-rot'-ik*) [*aponeurosis*] Pertaining to an aponeurosis. **a. fascia**, a deep fascia

aponeurotome (*ap-on-ū'-ro-tōm*) [*απονεύρωσις*, aponeurosis; *τόμη*, cutting]. An instrument for dividing fasciæ.

aponeurotomy (*ap-on-ū-rot'-o-me*) [*απονεύρωσις*, aponeurosis; *τόμη*, cutting]. The incision, dissection, or anatomy of the fasciæ; fasciotomy.

aponia (*ah-pon'-e-ah*) [*ἀ*, priv.; *πόνος*, toil, pain]. Absence of toil or pain, non-exertion.

apophlegmatic (*ap-o-fleg-mat'-ik*) [*ἀπό*, away; *φλέγμα*, phlegm]. Promoting the expulsion of mucus from the air passages.

apophlegmatisant (*ap-o-fleg-mat'-iz-ant*). [See *apophlegmatic*]. A drug or agent to facilitate the discharge of mucus from the air passages.

apophylaxis (*ap-o-ĥ-laks'-is*). [*ἀπό*, away from; *φυλάξις*, a guarding]. A diminution of the protective power of the blood.

apophysary (*ap-off'-is-a-re*) [*apophysis*] Pertaining to or of the nature of an apophysis.

apophysate (*ap-off'-is-āt*) [*ἀπό*, from; *φύσις*, growth]. Furnished with an apophysis.

apophyseal, apophysial (*ap-o-fiz'-e-al*). Same as apophysary.

apophyseopathia (*ap-of-iz-e-o-path'-e-ah*) [*apophysis; πάθος*, disease] Schlatter's disease, *q. v.*

apophysis (*ap-off'-is-is*) [*ἀπό*, from; *φύσις*, growth; pl. *apophyses*]. A process, outgrowth, or swelling of some part or organ, as of a bone. **a., basilar**, the basilar process of the occipital bone. **a., cerebral**, the pineal body. **apophyses, false**, see *epiphyses*. **a. lenticularis**, the orbicular process of the temporal bone. **a. raviana**, the processus gracilis of the malleus. **apophyses, true**, those which have never been epiphyses

apophysitis (*ap-of-is-ī'-tis*) [see *apophysis; ιτις*, inflammation]. 1. Inflammation of an apophysis. 2. Appendicitis

apoplasmia (*ap-o-plaz'-me-ah*) [*ἀπό*, away; *πλάσμα*, plasm] Deficiency of the blood-plasm.

apoplectic (*ap-o-plek'-tik*) [*apoplexy*]. Pertaining to or affected with apoplexy. **a. equivalents**, a name given to the premonitory symptoms of apoplexy, indicating that the brain is subject to alterations in blood-pressure.

apoplectiform (*ap-o-plek'-tif-orm*) [*apoplexy; forma*, form] Resembling apoplexy.

apoplectigenous (*ap-o-plek-tij'-en-us*) [*apoplexy; γεννᾶν*, to produce]. Producing apoplexy or cerebral hemorrhage.

apoplectoid (*ap-o-plek'-toid*). *Apoplectiform, q. v.*

apoplexy (*ap'-o-pleks-e*) [*ἀποπλήσσειν*, to strike down, to stun]. The symptom-complex resulting from hemorrhage or the plugging of a vessel in the brain or spinal cord. The term is sometimes also applied to the bursting of a vessel in the lungs, liver, etc. **a., asthenic**, that due to vital depression. **a., atonic**, that which comes on gradually and does not attain a high degree of development. Syn., *imperfect apoplexy*. **a., atrabilious**, deep melancholy attributed to resorption of bile. **a., bulbar**, that due to hemorrhage into the substance of the oblongata, causing paralysis of one or both sides of the body, inability to swallow, difficulty in protruding the tongue, dyspnea, gastric disorders, and tumultuous action of the heart. **a., capillary**, one resulting from rupture of capillaries. **a., consecutive**, that due to the arrest of some habitual discharge or eruption. **a., cutaneous.** 1. See *purpura hæmorrhagica*. 2. A sudden effusion of blood to the skin and subcutaneous tissue. **a., dysarthritic**, a form accompanying arthritic diseases, in which the pain disappears from the joints, and vertigo, pain in the head, etc., appear. **a., epileptic**, coma with epileptoid symptoms, sometimes observed in cerebral and acute inflammatory diseases. **a., febrile**, paroxysmal fever attended with deep sleep and stertor. Syn., *apoplexia febricosa*. **a., fulminant**, a sudden and fatal apoplexy. **a., ingravescent**, a term applied to a form of apoplexy in which there is a slowly progressive loss of consciousness, due to a gradual leakage of blood from a ruptured vessel. **a., muscular**, an escape of blood into the muscular tissue. **a., nervous**, 1. Acute anemia of the brain. 2. A condition marked by symptoms of cerebral congestion and hemorrhage which are due to functional disturbances of the nervous system. **a. of the ovary, a., ovarian**, hemorrhage into the stroma of the ovary, through the rupture of a follicle, converting the organ into a cyst or hematoma. The blood is gradually absorbed, though it gives rise to great pain; the cause is unknown. **a., phlegmonous**, a condition attributed to inflammation of the brain and its membranes; it is marked by delirium, fever, severe headache, conjunctival injection, lacrimation, and hard pulse. **a., pituitous**, serous apoplexy. **a., placental, a., placentary**, escape of blood into the placental substance **a., pontile**, apoplexy due to a rupture of a blood-vessel in the pons Varolii **a., progressive**, that in which there is a very gradual increase of the paralysis and other symptoms. **a., pulmonary**, escape of blood into the pulmonary parenchyma **a., pulmonary, vascular**, very acute and extensive congestion of the lungs, leading to apoplectic symptoms and a fatal termination. **a., sanguineous**, hemorrhage into or upon the brain. **a., serous**, that due to an effusion of serous matter into or upon the brain. **a., simple**, the name given to those cases of death from coma in which no cerebral lesion is found. **a., spinal**, rupture of a blood-vessel of the spinal cord. **a., splenic**, (1) flow of blood into the splenic substance, (2) contagious anthrax. **a., suppurative**, that due to purulent processes and fever. **a., symptomatic**, that attributed to another disease or to the arrest of some habitual evacuation. **a., uterine**, escape of blood into the muscular tissue of the uterus. **a., venous**, that due to congestion of the veins.

apopsychia (*ap-op-sik'-e-ah*) [*ἀπό*, away; *ψυχή*, spirit] Syncope; fainting; a faint.

apoptosis (*ap-op-to'-sis*) [*ἀπό*, away, *πτῶσις*, a falling]. A falling off, as of a crust, or of the hair; loosening of a scab or crust.

apoquinamine (*ap-o-kwin'-am-ēn*), $C_{19}H_{22}N_2O$. An artificial alkaloid occurring as a white, amorphous substance derived from quinamine, conquinamine, or quinamidine by action of hydrochloric acid.

aporetin (*ap-o-re'-tin*) [*ἀπό*, from; *ῥητίνη*, a resin]. A purgative resin derived from rhubarb.

aporioneurosis (*ap-or-e-o-nū-ro'-sis*) [*ἀπορία*, embarrassment, hesitation]. Anxiety neurosis.

aporocephalous (*ap-o-ro-sef'-al-us*) [*ἄπορος*, difficult to distinguish; *κεφαλή*, the head]. Having a head scarcely distinguishable.

aporrhegma (*ap-o-reg'-mah*) [*apo-; ῥηγνύναι*, to break in pieces]. A substance split off from another substance by biological action.

aporrhinosis (*ap-or-in-o'-sis*) [*ἀπό*, from; *ῥις*, nose]. A discharge from the nostril.

aporrhipsis (*ap-or-ip'-sis*) [*ἀπό*, away from; *ῥίπτειν*, to throw]. The throwing off of the

clothes or the bed clothes; a symptom seen in some cases of insanity and in delirium.

aposepsis (*ap-o-sep'-sis*) [*ἀπόσηψις*, putrefaction; see *sepsis*]. Complete putrefaction.

aposia (*ah-po'-ze-ah*) [*ἀ*, priv.; *πόσις*, drinking]. Absence of thirst; adipsia.

apositia (*ap-o-sit'-e-ah*) [*ἀπό*, from; *σῖτος*, food]. Aversion to or loathing of food.

apositic (*ap-o-sit'-ik*) [*ἀπό*, from; *σῖτος*, food]. Impairing the appetite; affected with apositia.

apostasis (*ap-os'-tas-is*) [*ἀπόστασις*, a standing away from]. 1. An abscess. 2. The end or the crisis of an attack of disease; termination by crisis. 3. An exfoliation.

apostatic (*ap-os-tat'-ik*) [*ἀπόστασις*, a standing away from]. Relating to or of the nature of an apostasis.

apostaxis (*ap-o-staks'-is*) [*ἀπό*, from; *στάξις*, a dropping]. A discharge of fluid by drops; epistaxis.

apostem (*ap'-o-stem*), or **apostema** (*ap-o-ste'-mah*) *ἀπόστημα*, an abscess]. An abscess.

apostematic (*ap-os-tem-at'-ik*) [*ἀπόστημα*, an abscess]. Relating to or of the nature of an abscess.

apostemation (*ap-os-tem-a'-shun*) [*apostematio*, abscess formation]. The formation of an apostem or abscess.

aposthia (*ah-pos'-the-ah*) [*ἀ*, priv.; *πόσθη*, prepuce; penis]. Congenital absence of the prepuce or penis.

Apostoli's method [Georges *Apostoli*, French physician, 1847–1900]. The use of strong electrolytic or chemical galvanocaustic currents in the treatment of diseases of the female generative organs, especially uterine fibroids.

apostrophe (*ap-os'-tro-fe*) [*ἀπό*, away; *στρέφειν*, to turn]. The arrangement of chlorophyll bodies along the side walls of the cells as a result of excess or deficiency of light. Cf. *epistrophe* and *dystrophe*

apothecaries' weight. A system of weights and measures used in compounding medicines. The troy pound of 5760 gr is the standard. It is subdivided into 12 ounces. The ounce is subdivided into 8 drams, the dram into 3 scruples, and the scruple into 20 gr. For fluid measure the quart of 32 fluidounces is subdivided into 2 pints, the pint into 16 fluidounces, the ounce into 8 fluidrams, and the fluidram into 60 minims. The following symbols and abbreviations are used:

♏, *minim.*	℥, *uncia*, an ounce (480 gr).
℈, *scrupulus*, a scruple (20 gr).	lb, *libra*, a pound.
ʒ, *drachma*, a dram (60 gr).	O., *octarius*, a pint.
	gr., *granum*, a grain.
	ss., *semissis*, one-half.

See *Weights and Measures*.

apothecary (*ap-oth'-e-ka-re*) [*ἀποθήκη*, a storehouse]. 1. A druggist or pharmaceutical chemist, one who prepares and sells drugs, fills prescriptions, etc. 2. In Great Britain a physician filling his own prescriptions; especially one licensed by the Society of Apothecaries of London, or by the Apothecaries' Hall of Ireland.

apothem, apothema (*ap'-o-them, ap-oth'-em-ah*) [*ἀπό*, from; *θέμα*, a deposit]. A brown powder deposited from vegetable infusions or decoctions exposed to the air.

apothesine (*ap-oth'-es-in*). Trade name of the cinnamic ester of diethylaminopropyl alcohol hydrochloride; used as a local anesthetic.

apothesis (*ap-oth'-es-is*) [*ἀπόθεσις*, a putting back]. The reduction of a fracture or luxation. **a. funculi umbilicalis**, the reposition of an abnormally protruded umbilical cord.

apotheter (*ap-oth'-et-er*). A navel-string repositor devised by Braun, consisting of a staff with a sling attached in which the prolapsed funis is placed and carried up into the uterine cavity.

apous (*ah'-pus*). See *apodous*.

apoxemena (*ap-oks-e'-men-ah*), [*ἀποξεῖν*, to shave away]. The group of substances to be removed from a pocket in the treatment of pericementoclasia.

apoxesis (*ap-oks-e'-sis*) [See *apoxemena*]. The act of removing apoxemena from the periclasial pocket, and rendering the denuded cementum smooth.

apozem, apozema (*ap'-o-zem, ap-oz'-em-ah*) [*ἀπό*, away; *ζεῖν*, to boil]. A decoction, especially one to which medicines are added.

apparatotherapy (*ap-ar-at-o-ther'-ap-e*). Treatment by mechanical apparatus.

apparatus (*ap-ar-a'-tus*) [*apparatus*, preparation]. 1. A collection of instruments or devices used for a special purpose. 2. Anatomically the word is used to designate collectively the organs performing a certain function. 3. A collection of pathological phenomena 4 Cystotomy. **a., absorbent**, the blood-vessels and lymphatics. **a., acoustic, a., auditory**, the external and internal ear, the auditory canal, the tympanum, and the Eustachian tube. **a., chirurgicus**, surgical apparatus, **a., digestorius**, digestive apparatus. **a., lacrimalis**, lacrimal apparatus. **a. ligamentosus colli**, the occipitoaxoid ligament, a broad band at the front surface of the spinal canal that covers the odontoid process. **a. magnus, a. major**, median cystotomy. **a. minor**, lateral lithotomy. **a. respiratorius**, respiratory system. **a., segmental**, see *nephridia*. **a., sound-conducting**, a collective term for the auricle, external auditory canal, tympanum, Eustachian tube, and mastoid cells. **a., sound-perceiving**, that part of the organism concerned in the perception of sound consisting of the auditory nerve, and its center of origin and peripheral distribution, or the organs of the labyrinth. **a., urinary**, the kidneys, ureters, bladder, and urethra **a. urogenitalis**, urogenital system. **a., uropoietic**, the kidneys.

apparent (*ap-a'-rent*) [*apparere*, to appear]. Seeming; appearing to be like. **a. death**, see *death*.

apparition (*ap-ar-ish'-un*) [*apparitio*, an appearance]. 1. A visual delusion or hallucination. 2. The sudden aggregation of scattered principles into an element or corpuscle.

appendage (*ap-en'-dāj*) [*appendere*, to weigh; hang]. Anything appended, usually of minor importance. **a., auricular.** 1. The projecting part of the cardiac auricle. 2. Virchow's name for a round or elongated cartilaginous prominence in front of the tragus. **a. cecal**, the appendix vermiformis. **a.s, cutaneous, a.s, dermal**, the nails, hair, sebaceous glands, and sweat-glands. **a.s, epiploic**, see *appendices epiploicæ* under *appendix*. **a.s of the eye**, the eye-lashes, eyebrows, lacrimal gland, lacrimal sac and ducts, and conjunctiva. **a.s, fetal**, the placenta, amnion, chorion, and umbilical cord. **a.s, moss-like**, short processes seen on some nerve fibres in the granular layers of the cerebellum. **a., ovarian**, the parovarium. **a., pineal**, the epiphysis. **a., pituitary**, the hypophysis. **a.s, uterine**, the ovaries and oviducts.

appendalgia (*ap-end-al'-je-ah*) [*appendix; ἄλγος*, pain]. Pain in the appendicular region.

appendectomy (*ap-en-dek'-to-me*). See *appendicectomy*.

appendiceal, appendical (*ap-en-di-se'-al, ap-en'-di-kal*). See *appendicular*.

appendicectomy (*ap-en-dis-ek'-to-me*) [*appendix; ἐκτομή*, excision]. Excision of the vermiform appendix

appendices epiploicæ (*ap-en'-dis-ēz ep-ip-lo'-is-e*). See *appendix*.

appendicitis (*ap-en-dis-i'-tis*) [*appendix; ιτις*, inflammation] Inflammation of the vermiform appendix. Syn., *paratyphlitis; epityphlitis; abscess of iliac form*. **a., gangrenous,** that in which the vermiform appendix is found gangrenous and sloughing, usually with one or more perforations and free leakage, a large section of the right groin full of lemon-colored, septic fluid, a puddle of filth underneath the cecum and ileum, the omentum fixed with a cluster of bowel adhesions beneath. Syn., *green groin*. **a. larvata,** an incipient or latent form of appendicitis **a. obliterans,** an inflammation characterized by the progressive obliteration of the lumen of the appendix, by the disappearance of the epithelial lining and glandular structure. The symptoms are acute attacks of brief duration, moderate swelling at the seat of disease, and persistent tenderness in the region of the appendix during the intermissions.

appendico-enterostomy (*ap-en-dik-o-en-ter-os'-to-me*). 1 Appendicostomy. 2. The establishment of an artificial connection between the vermiform appendix and the small intestine.

appendicosis (*ap-en-dik-o'-sis*) [*appendix*]. A non-inflammatory condition of continual discomfort, dull pain, little nausea, no fever, but local soreness from onset. Treatment, appendicectomy

appendicostomy (*ap-en-dik-os'-to-me*). The operation of opening the vermiform appendix, previously anchored in an incision in the anterior abdominal wall, for the purpose of irrigating the cecum and colon; used in amebic dysentery and constipation Syn., *Weir's operation*.

appendicular (*ap-en-dik'-u-lar*) [*appendicula*, a small appendix]. 1. Pertaining to the vermiform appendix. 2. Pertaining to the limbs. **a. colic,** a spasmodic colicky pain originating in the appendix.

appendiculate (*ap-en-dik'-u-lāt*). Having appendages or protruding accessory parts.

appendix (*ap-en'-diks*) [pl. *appendices; appendere*, to hang upon or to]. An appendage. **a. auricularis,** see *appendage, auricular* (1). **a. cerebri,** the pituitary body. **a., ensiform,** see *x.phoid*. **a. epididymidis,** the vas aberrans. **appendices epiploicæ,** fatty projections of the serous coat of the large intestine. **a. lobularis,** the flocculus. **a., suprasphenoid, a. ventriculi,** the hypophysis. **a., vermiform, a. vermiformis,** the small, blind gut projecting from the cecum. **a., xiphoid,** see *xiphoid*.

apperception (*ap-er-sep'-shun*) [*appercipere*, to perceive]. The conscious reception of a sensory impression; the power of receiving and appreciating sensory impressions.

appetence, appetency (*ap'-e-tens, ap'-e-ten-se*) [*appetentia*, appetite]. Appetite; desire. The longing by tissue for materials that nourish them.

appetite (*ap'-e-tīt*) [*appetere*, to desire]. The desire for food; also any natural desire; lust. **a.-breakfast,** more tasty and desirable than the ordinary test meal, and calculated to excite a more natural flow of gastric juice. **a.-juice,** flow of gastric juice provoked by the mere sight and taste of food (without swallowing it). **a., perverted,** that for unnatural and indigestible things, frequent in disease and in pregnancy.

appetizer (*ap-e-ti'-zer*) [*appetere*, to desire]. A medicine or dose, taken to stimulate the appetite.

applanate (*ap'-lan-āt*) [*ad*, to; *planus*, flat]. Horizontally flattened.

applanatio, applanation (*ap-lan-a'-she-o, ap-lan-a'-shun*) [L.] A flattening. **a. corneæ,** flattening of the entire surface of the cornea from disease.

apple (*ap'-l*) [AS., *æppel*, an apple]. The fruit of the tree, *Pyrus malus*. **a., Adam's,** see *pomum Adami*. **a.-brandy,** an alcoholic spirit distilled from cider; cider-brandy. **a. extract,** see *extractum ferri pomatum* under *extract*. **a. eye,** synonym of *exophthalmos*. **a head,** the broad thick skull of dwarfs. **a. oil,** amyl valerate.

applicator (*ap'-lik-a-tor*) [L.]. An instrument used in making applications

Appolito's operation (*ap-ol-e'-to*). Enterorrhaphy by a form of right-angle continuous suture.

apposition (*ap-o-zish'-un*) [*apponere*, to apply to]. 1. The act of fitting together; the state of being fitted together. 2. An addition of parts. 3. Development by accretion.

approximal (*ap-roks'-im-al*) [*ad*, to; *proximus*, next] Next to; contiguous. In dentistry, pertaining to contiguous surfaces, as approximal fillings.

apraxia (*ah-praks'-e-ah*) [*ἀ*, priv., *πράσσειν*, to do]. Soul-blindness; mind-blindness; object-blindness; an affection in which the memory for the uses of things is lost, as well as the understanding of the signs by which the things are expressed.

aprication (*ap-re-ka'-shun*) [*aprication*, a basking in the sun]. The sun-bath; sun-stroke.

aproctia (*ah-prok'-she-ah*) [*ἀ*, priv.; *πρωκτός*, anus]. Absence or imperforation of the anus.

aproctous (*ah-prok'-tus*) [*ἀ*, priv.; *πρωκτός*, the anus]. Having imperforation of the anus.

apron (*a'-pron*) [O. F., *naperon*]. 1. A cloth or rubber covering to prevent the clothing from becoming soiled. 2. The omentum. **a., Hottentot,** artificially or abnormally elongated labia minora. Syn., *pudendal apron*. **a., masonic,** a name sometimes given to a support, attached to the waist, for the penis and testicles in gonorrheal cases. **a. of succor,** a canvas stretcher for carrying the wounded.

aprosexia (*ah-pro-seks'-e-ah*) [*ἀπροσεξία*, want of attention]. A mental disturbance consisting in inability to fix the attention upon a subject. An inability to think clearly and to comprehend readily what is read or heard; a condition sometimes observed in the course of chronic catarrh of the nose or of the nose and pharynx.

aprosopia (*ah-pro-so'-pe-ah*) [*ἀ*, priv.; *πρόσωπον*, the face]. A form of fetal monstrosity with absence of part or all of the face.

aprosopous (*ap-ros'-o-pus*) [*ἀ*, priv.; *πρόσωπον*, the face]. Exhibiting aprosopia.

aprosopus (*ap-ros'-o-pus*) [*ἀ*, priv.; *πρόσωπον*, the face. An aprosopous fetus.

apselaphesia (*ap-sel-af-e'-ze-ah*) [*ἀ*, priv.; *ψηλάφησις*, touch]. Loss of the tactile sense.

apsithyria, apsithurea (*ah-psith-i'-re-ah, -ü'-re-ah*) [*ἀ*, priv.; *ψιθυρίζειν*, to whisper]. Hysterical aphonia, in which the patient loses the voice and is also unable to whisper.

apsychia (*ah-si'-ke-ah*) [*ἀ*, priv.; *ψυχή*, spirit]. Unconsciousness; a faint or swoon.

apsychosis (*ah-si-ko'-sis*) [*ἀ*, priv.; *ψυχή*, spirit]. Inability to think.

aptyalia, aptyalism (*ap-ti-a'-le-ah, ap-ti'-al-izm*) [ἀ, priv.; πτυαλίζειν, to spit]. 1. Deficiency or absence of saliva. 2. Psychic salivation; debility and general disorder from loss of oxydases due to excessive expectoration.

apulosis (*ap-ū-lo'-sis*) [οὐλειν, to cicatrize]. Cicatrization, or a cicatrix.

apulotic (*ap-ū-lot'-ik*) [οὐλειν, to cicatrize]. Promoting cicatrization, or apulosis.

apus (*a'-pus*) [ἀ, priv.; πούς, foot]. 1. A monstrosity consisting in absence of the lower limbs, or feet. 2. An apodous fetus.

apyknomorphous (*ah-pik-no-morf'-us*) [ἀ, priv.; πυκνός, compact; μορφή, form]. Applied by Nissl to feebly staining cells, or those in which the stainable portions are not arranged in close proximity.

apyonin (*ah-pi'-on-in*) [ἀ, priv.; πῦον, pus]. A remedy introduced as a substitute for pyoktanin in ophthalmic practice. It is said to be identical with yellow pyoktanin.

apyous (*ah-pi'-us*). Having no pus.

apyretic (*ah-pi-ret'-ik*) [ἀ, priv.; πυρετός, fever]. Without fever.

apyrexia (*ah-pi-reks'-e-ah*) [ἀ, priv.; πυρετός, fever]. The non-febrile stage of an intermittent fever, intermission or absence of fever.

apyrexial (*ah-pi-rek'-se-al*) [see *apyrexia*]. Pertaining to, or the nature of, or characterized by, apyrexia.

aq. Abbreviation for *aqua* [L.], water; also for water of crystallization.

aqua (*ak'-wah*) [L., gen. and pl., *aquæ*]. Water. An oxide of hydrogen, having the composition H_2O. It is a solid below 32°, a liquid between 32° and 212°, vaporizes at 212° at the sea-level (bar. 760 mm.), giving off vapor of tension equal to that of the air. Water is an essential constituent of all animal and vegetable tissues. In the human body it forms 2% of the enamel of the teeth, 77% of the tissues, 78% of the blood, and 93% of the urine. Water is a valuable antipyretic; internally, it is diuretic. It is the most useful of all the solvents. *Aquæ*, in pharmacy, designates various medicated waters. **a. ammoniæ** (U. S. P.), ammonia-water. Dose 10–30 min. (0.6–2.0 Cc.). **a. ammoniæ fortior** (U. S. P.), stronger ammonia-water, used externally. **a. amygdalæ amaræ** (U. S. P.), bitter almond water. Dose 2 dr. (8 Cc.). **a. anethi** (B. P.), dill-water. Dose ½–2 oz. (15–60 Cc.). **a. anisi** (U. S. P.), anise water. Dose ½–2 oz. (15–60 Cc.). **a. aurantii florum** (U. S. P.), orange-flower water. Dose ½–2 oz. (15–60 Cc.). **a. aurantii florum fortior** (U. S. P.), triple orange-flower water. **a. bulliens**, boiling water. **a. calcis**, lime water. **a. camphoræ** (U. S. P.), camphor-water. Dose ½–1 oz. (15–30 Cc.). **a. carbolisata**, 22 parts of liquefied phenol in 978 parts of distilled water. Dose 1 dr.–½ oz. (4–16 Cc.). **a. chlori** (*liquor chlori compositus*, U. S. P.), chlorine water. Dose 1–4 dr. (3.7–15.0 Cc.). **a. chloroformi** (U. S. P.), chloroform-water. Dose ½–2 oz. (15–60 Cc.). **a. cinnamomi** (U. S. P.), cinnamon-water. Dose ½–2 oz. (15–60 Cc.). **a. communis**, common water. **a. creosoti** (U. S. P.), creosote-water Dose 1–4 dr. (3.7–15.0 Cc.). **a. destillata** (U. S. P.), distilled water. **a. ferrata**, a chalybeate water. **a. fervens**, hot water. **a. fluvialis**, river-water. **a. fœniculi** (U. S. P.), fennel-water. Dose 1–2 oz. (30–60 Cc.). **a. fontana**, well- or spring-water. **a. fortis**, see *acid, nitric*. **a. hamamelidis** (U. S. P.), hamamelis water. Dose 2 dr. (8 Cc.). **a. hydrogenii dioxidi** (U. S. P.), solution of hydrogen dioxide used chiefly locally. **a. labyrinthi**, the clear fluid existing in the labyrinth of the ear. **a. laurocerasi** (B. P.), cherry-laurel water. Dose 5–30 min. (0.3–2.0 Cc.). **a. Levico**, water from springs at Levico in the Tyrol, containing arsenic, iron, and copper. **a. marina**, sea water. **a. menthæ piperitæ** (U. S P.), peppermint-water Dose 1–2 oz. (30–60 Cc.). **a. menthæ viridis** (U. S. P.), spearmint water. Dose 1–2 oz (30–60 Cc.). **a. oculi**, the aqueous humor. **a. omnium florum**, a liquid distillation-product of cow-dung collected during the month of May; formerly used in pulmonary tuberculosis. **a. pimentæ** (B. P.), allspice water. Dose ½–2 oz. (15–60 Cc.). **a. pluvialis**, rain-water. **a. putealis**, **a. puteana**, well-water. **a. regia**, see *acid, nitrohydrochloric*. **a. rosæ** (U S. P.), rose-water. Dose 1–2 oz. (30–60 Cc.). **a. rosæ fortior** (U. S. P.), used for making rose-water. **a. vitæ**, brandy or spirit.

aquacapsulitis (*ak'-wah-kap-sū-li'-tis*) [*aqua; capsula*; ἰτις, inflammation]. Inflammation of the membrane of Descemet; serous iritis.

aquæ (*ak'-we*) [*pl.* of *aqua*]. Waters; medicated waters.

aquæductus (*ak-we-duk'-tus*), see *aqueduct*

aquaphone (*ak-wah-fōn*) [*aqua*; φωνή, sound]. An instrument like a large stethoscope, used to detect the leakage of water from pipes.

aquapuncture (*ak'-wah-pungk'-chūr*) [*aqua; punctura*, a puncture]. 1. Counterirritation by means of a very fine jet of water impinging upon the skin, it is useful in neuralgic disorders. 2. The hypodermatic injection of water as a placebo.

aquatic (*a-kwat'-ik*) [*aqua*]. Pertaining to water. **a. cancer**, synonym of *cancrum oris*.

aqueduct, aquæductus (*ak'-we-dukt, ak-we-duk'-tus*) [*aqua, ductus*, a leading]. A canal for the passage of fluid; any canal. **aquæductus cerebri**, see *a. Sylvii*. **aquæductus cochleæ**, aqueduct of the cochlea. **a., communicating, aquæductus communicationis**, a small canal sometimes found at the junction of the mastoid part of the temporal bone with the petrosa, which transmits a venous branch to the end of the transverse sinus. **a. of Cotunnius**, the aqueduct of the vestibule, extending from the utricle to the posterior wall of the pyramid in the brain. **aquæductus Fallopii**, see under *Fallopian*. **aquæductus Sylvii**, the aqueduct of Sylvius, the passageway from the third to the fourth ventricle, the *iter a tertio ad quartum ventriculum*. Syn., *ventricular aqueduct*. **a., temporal**, an inconstant canal at the dorsal part of the superior angle of the petrosa, for passage of the superior petrosal sinus. **aquæductus vestibuli**, the aqueduct of the vestibule of the ear.

aqueous (*a'-kwe-us*) [*aqua*]. Watery. **a. chamber of the eye**, the space between the cornea and the lens; the iris divides it into an anterior and a posterior chamber. **a. extract**, a solid preparation of a drug made by evaporation of its aqueous solution. **a. humor**, the fluid filling the anterior chamber of the eye.

aquiducous (*a-kwe-dū'-kus*) [*aquiducus; aqua*, water; *ducere*, to lead]. Hydragogue.

aquiferous (*ak-wif'-ur-us*) [*aqua*, water; *ferre*, to bear]. Carrying water or lymph.

aquiparous (*ak-wip'-ur-us*) [*aqua; parere*, to bring forth]. Secreting or excreting water or lymph.

aquocapsulitis (*ak-wo-kap-sū-lī'-tis*). See *aquacapsulitis.*

aquosity (*a-kwos'-it-e*) [*aquositas*, watery]. The state or condition of being watery; moisture.

aquozon (*ak'-wo-zŏn*). Ozonized, distilled, and sterilized water, containing 3% by volume of ozone.

aquula externa (*ak'-woo-lah*) [*aquula*, a little water]. The perilymph. **a. interna**, the endolymph.

arabate (*ar'-ab-āt*). A salt of arabic acid.

arabic acid (*ar'-ab-ik*). See *arabin.* **a., gum-**, see *acacia.*

arabin (*ar'-ab-in*) [*arabic*], $(C_6H_{10}O_5)_2 + H_2O$. Arabic acid. A transparent, glassy, amorphous mass, an exudate from many plants. It is soluble in water, and is the principal constituent of gum-arabic.

arabinose (*ar'-ab-in-ōs*) [*arabic*], $C_5H_{12}O_6$. One of the glucoses made from gum-arabic on boiling with dilute H_2SO_4. It crystallizes in shining prisms that melt at 100°; is slightly soluble in cold water, has a sweet taste, and reduces Fehling's solution, but is not fermented by yeast.

arabite (*ar'-ab-īt*) [*arabinose*], $C_5H_{12}O_5$. A substance formed from arabinose by the action of sodium amalgam. It crystallizes from hot alcohol in shining needles, melting at 102°. It has a sweet taste, but does not reduce Fehling's solution.

arabitol (*ar-ab'-it-ol*). An alcohol, corresponding to the pentose arabinose.

Arachis (*ar'-ak-is*) [ἄραχος, a leguminous plant]. A genus of leguminous plants. **A. hypogæa**, see *ground nut.* **a. oil**, peanut oil.

arachnida (*ar-ak'-nid-ah*) [ἀράχνης, a spider]. A class of arthropods to which belong ticks mites, spiders and scorpions

arachnidism (*ar-ak'-nid-izm*). *Arachnoidism, q. v.*

arachnitis (*ar-ak-nī'-tis*) [*arachnoid*; ιτις, inflammation] Inflammation of the arachnoid membrane of the brain. Syn., *leptomeningitis externa; arachnodeuitis; arachnoiditis; arachnoideitis; arachnoitis.* **a., rhachidian, a., spinal**, spinal meningitis.

arachnodactylia (*ar-ak-no-dak-til'-e-ah*). Same as *arachnodactyly, q. v*

arachnodactyly (*ar-ak-no-dak'-til-e*) [ἀράχνη, a spider; δάκτυλος, a finger]. Spider fingers; a condition characterized by abnormally long fingers, and sometimes, similar toes.

arachnoid (*ar-ak'-noid*) [ἀράχνη, a spider's web; εἶδος, form]. 1. Resembling a web. 2. The arachnoid membrane. Syn., *membrana media cerebri; meningion; meningium; meninx arachnoidea; meninx media; meninx serosa.* 3. Pertaining to a membrane. 4. Thready; feeble; said of the pulse. **a. cavity**, the space between the arachnoid and dura mater. **a. membrane**, the delicate membrane of the brain and cord between the dura and pia mater.

arachnoidal (*ar-ak-noid'-al*) [see *arachnoid*]. Pertaining to the arachnoid membrane.

arachnoidea (*ar-ak-noid'-e-ah*) [see *arachnoid*]. The arachnoid membrane; see *arachnoid.* **a. encephali**, arachnoid of brain. **a. oculi**, outer layer of choroid. **a. spinalis**, arachnoid of spine.

arachnoidism (*ar-ak'-noi-dizm*) [ἀράχνης, spider]. The condition produced by the bite of poisonous spiders.

arachnoiditis (*ar-ak-noid-ī'-tis*). See *arachnitis.*

arachnolysin (*ar-ak-nol'-is-in*) [ἀράχνης, a spider; λύσις, a loosing]. A very active hemolytic substance extracted from spiders.

arachnopia (*ar-ak'-no-pī'-ah*) [*arachnoid*; *pia*]. The arachnoid and the pia considered together.

arachnorrhinitis (*ar-ak-no-rin-ī'-tis*) [ἀράχνης, spider; ῥίς, nose; ιτις, inflammation]. A disease of the nasal passages supposed to be due to the presence of a spider.

arachnotitis (*ar-ak-no-tī'-tis*) [ἀράχνη, spider; οὖς, ear, ιτις, inflammation]. A condition said to be caused by a spider in the auditory canal.

arack (*ar'-ak*). See *arrack*

aræometer (*ar-e-om'-et-er*). See *areometer.*

araiocardia (*ar-ī-o-kar'-de-ah*) [ἀραιός, thin; καρδία, heart]. Brachycardia.

Aralia (*ar-a'-le-ah*) [L.]. A genus of plants, order *Araliaceæ*, embracing several species, having aromatic, diaphoretic, and resolvent properties Ginseng, wild sarsaparilla, petty-morrel, and other plants esteemed in popular medicine belong here; few have active qualities of high value in any disease.

Aran's green cancer (*ar-ahn'*) [François Amilcar *Aran*, French physician, 1817–1861]. Chloroma; malignant lymphoma of the orbital cavity associated with grave leukemia, and tending to form metastases through the lymphatic system. Syn., *cancer vert d'Aran.* **A.'s law**, fractures of the base of the skull are the result of injury to the vault, the extension taking place by irradiation along the line of the shortest circle. The fractures of the base which occur by *contre-coup* are exceptions to this law.

Aran-Duchenne's disease (*ar-ahn'-doo-shen'*) [see *Aran;* Guillaume Benjamin Amand *Duchenne* de Boulogne, French physician, 1806–1875]. Progressive muscular atrophy.

araneous (*ar-a'-ne-us*) [*aranea*, a spider's web]. 1. Full of webs; resembling a cobweb. 2. Applied to a thready, feeble pulse. 3. Consisting of separate filaments. **a. membrane**, the arachnoid membrane.

Arantius, bodies of (*ar-an'-she-us*) [Julius Cæsar *Arantius* (*Arantio*, or *Aranzio*), Italian anatomist, 1530–1589]. The fibrous tubercles in the center of each segment of the semilunar valves. **A., canal of, A., duct of**, the ductus venosus. The smaller of the two branches into which the umbilical vein divides after entering the abdomen; it empties into the ascending vena cava and becomes obliterated after birth. **A., ligament of**, the obliterated ductus venosus of Arantius. **A., ventricle of**, a small culdesac in the medulla oblongata, forming the lower termination of the fourth ventricle.

araroba (*ar-ar-o'-bah*) [Brazil]. Goa powder. An oxidation-product of the resin found deposited in the wood of the trunk of *A. andira*, of Brazil. Its active principle is *chrysarobin* or *chrysophanic acid.* It is used in skin affections.

arbacion (*ar-ba'-se-on*). A histon from the testicles of the sea-urchin.

arbor (*ar'-bor*) [L.]. A tree. A name for the arbor vitæ of the cerebellum. **a. vitæ** [tree of life]. 1. A term applied to the arborescent appearance of a section of the cerebellum, and also to a similar appearance of the folds of the interior of the cervix uteri. 2. The *Thuja occidentalis.*

arborescent (*ar-bor-es'-ent*) [*arbor*]. Branching like a tree.

arborization (*ar-bor-iz-a'-shun*) [*arbor*]. 1. The mode of termination of certain nerve fibers when they end in a muscle 2. A group of tree-like crystals. **a. block**, impaired intraventricular conduction; supposed to be present in dis-

eased conditions of the subendocardial myocardium. **a., terminal.** 1. branched end of a sensory nerve. 2. A motor end-plate. **a., vascular,** a tree-like branching of blood-vessels.

arbulith (*ar'-bū-lith*). Trade name of a mixture of lithium benzoate and arbutin; it is used as a urinary antiseptic and antilithemic.

arbutin (*ar'-bū-tin*) [*arbutus*], $C_{12}H_{16}O_7$. A bitter glucoside from the *Arctostaphylos uvaursi*, or bearberry. It is neutral, crystalline, and resolvable into glucose and hydroquinone. A diuretic. Dose 15–30 gr. (1–2 Gm.). See *Uva ursi*.

Arbutus (*ar'-bū-tus*) [L.]. A genus of ericaceous plants. *A. menziesii*, the madroño of California, has an astringent bark, useful in diarrhea. *A. unedo*, the European arbutus, is astringent and narcotic. **A., trailing,** see *Epigæa*.

arc (*ark*) [*arcus*, a bow]. A part of the circumference of a circle; a more or less curved passageway. **a., bigonial** (of lower jaw), a measurement around the anterior margin of the jaw. **a., binauricular,** a measurement from the center of one auditory meatus to the other, directly upward across the top of the head. **a., bregmatolambdoid,** a measurement along the sagittal suture. **a., diastaltic nervous,** Marshall Hall's term for the nerves concerned in a reflex action. **a., frontal,** the measurement from the nasion to the bregma. **a., maximum transverse,** the measurement across the face from a point on each side just anterior to the external auditory meatus. **a., nasobregmatic,** a line measured from the root of the nose to the bregma. **a., nasomalar,** measurement between the outer margins of the orbits over the nasion. **a., nasooccipital,** measurement from the root of the nose to the lowest occipital protuberance. **a., occipital,** measurement from the lambda to the opisthion. **a., parietal,** measurement from the bregma to the lambda. **a., reflex,** the pathway for a reflex act, comprising the center, the afferent and efferent nerve. **a., voltaic,** the band of light formed by the strong electric current between two adjacent carbon points.

arcade (*ar-kād'*) [see *arc*]. 1. A series of arches; an arch. 2. The bow of a pair of spectacles. **a., crural,** Poupart's ligament. **a., Flint's,** the arterio-venous arch about the base of the renal pyramids. **a., temporal, a., temporal, inferior,** the zygoma. **a., temporal, superior,** the orbital arch.

arcanol (*ar'-kan-ol*). Trade name of a preparation containing atophan and acetyl-salicylic acid.

arcanum (*ar-ka'-num*) [L., "a secret"]. A secret medicine.

arcate (*ar'-kāt*) [*arcatus*, bow-shaped]. Bow-shaped; curved; arcuate.

arcatura (*ar-ka-tū'-rah*) [*arcus*, a bow]. A condition of horses marked by the undue outward curvature of the forelegs.

arcein (*ar'-se-in*). Arecolin hydrobromide; it is an active miotic.

arcesis (*ar-se'-sis*) [ἄρκεσις, a warding off (ἀρκέω, to ward off; to be of help; to be sufficient)]. A defence; any food or drug that wards off disease or death by strengthening or sustaining.

arcetic (*ar-se'-tik*) [ἄρκεσις, a defence] acting in defence, not as a prophylactic, but by sustaining, or by increasing body resistance to disease or death.

arch (*arch*) [*arcus*, a bow]. 1. A structure having a curved outline resembling that of an arc or a bow. 2. A part of a circle. **a., abdominothoracic,** the lower boundary of the front of the thorax. **a., alveolar,** that marking the outlines of the alveolar processes of the jaw. **a., anastomotic,** one uniting two veins or arteries. **a., anterior hyoid,** a general term which includes the tympanohyal, epihyal, stylohyal, and ceratohyal arches. **a., aortic,** see *aorta*. **a.s, aortic,** five pairs of vascular arches existing in the fetus. **a.s, axillary,** twigs of the latissimus dorsi, sometimes passing over the vessels and nerves to the anterior part of the axilla, where they disappear in the tissues. **a.s, branchial,** the cartilaginous arches that support the gills of fishes. They are also present in the human fetus. **a.s, cervical,** the fourth and fifth postoral arches. **a., cortical,** that portion of the renal substance which stretches from one column to another and surrounds the base of the pyramids. **a., costal,** the arch of the ribs. **a., cotylosacral,** one formed by the sacrum and the osseous structures extending to the coxofemoral joints. Syn., *standing arch*. **a., crural,** Poupart's ligament. **a., dental.** 1. The parabolic curve formed by the cutting-edges and masticating surfaces of the teeth. 2. The alveolar arch. **a., epencephalic,** the bones lying over the epencephalon, uniting in man to form the occipital bone. Syn., *neurooccipital arch*. **a., facial,** the first postoral arch. **a., femoral,** same as *a., crural*. **a., femoral, deep,** a band of fibers originating apparently in the transverse fascia, arching across the crural sheath and attached to the middle of Poupart's ligament and the pectineal line. Syn., *deep crural arch*. **a.s, of the foot,** certain arches formed by the bones of the foot; the most distinct is the transverse in the line of the tarsometatarsal articulations. The inner longitudinal is composed of the os calcis, the astragalus, the navicular, the 3 cuneiforms, and the first 3 toes, and the outer longitudinal is made up of the os calcis, the cuboid, and the fourth and fifth toes **a., gluteal,** an opening in the gluteal fascia transmitting the gluteal vessels and nerves. **a., hemal,** Owen's term for the inferior loop of the typical vertebra. It is so called because it surrounds the essential portion of the vascular system. It is formed dorsally by the centrum, laterally by the pleurapophyses and hemapophyses, and inferiorly by the hemal spine. Syn., *infravertebral arch; subcentral arch; vertebral ventral arch*. **a., hyoid,** the second branchial arch of vertebrates. Syn., *lingual arch; arch of tongue; parietohemal arch* **a., inguinal,** Poupart's ligament. **a., ischiopubic,** that formed by the pubis and the ischiopubic branches. **a., ischiosacral,** one formed by the sacrum, the descending branches of the ischia, and the ilia lying between. Syn., *sitting arch*. **a., laryngeal,** Callender's term for one in the embryo composed of a membranous plate extending from the lower portion of the skull and developing into the inferior constrictor muscle, the cartilages of the larynx, the superior portion of the trachea, and the thyroid body. **a.s, lateral inferior** (of the skull), the bones encircling the mouth, nose, and larynx. **a.s, lateral superior,** the bones encircling the cerebrum, the cerebellum, and the oblongata **a., mandibular,** the first branchial arch, developing into the lower jaw. Syn., *maxillary arch*. **a., maxillary.** 1. See *a., mandibular*. 2. See *a., palatomaxillary*. **a., mesencephalic,** one formed by the basisphenoid, alisphenoid, parietal, and mastoid bones. Syn., *neuro-*

parsetal arch. **a., nasal,** one uniting the two frontal veins. **a., neural,** the superior loop of the typical vertebra inclosing the neural canal. Syn., *dorsal vertebral arch; supravertebral arch.* **a., occipitohemal.** See *girdle, shoulder-.* Syn., *pectoral arch; scapular arch; scapuloclavicular arch; scapulocoracoid arch.* **a., osteoblastic,** those formed imperfectly or completely by the osteoblasts, arising from the bony trabeculæ, already developed and finally becoming bony. **a., palatal,** the concavity of the hard palate when seen in transverse section. **a. of the palate, posterior,** that formed by the posterior pillars of the fauces. Syn., *palatopharyngeal arch.* **a., palatine,** that formed by the anterior pillars of the fauces. Syn., *anterior arch of the palate.* **a., palatomaxillary,** one formed by the palatine, maxillary, and premaxillary bones or their analogue; it is looked upon as the hemal arch of the nasal vertebra. Syn. *maxillary arch.* **a., palmar,** the arch formed by the radial artery and ulnar arteries in the palm of the hand; there are two—a superficial and a deep. Syn., *radial arch.* **a., palmar, superficial,** the continuation of the ulnar artery across the palm. **a., pelvic,** the bones of the pelvis considered as the hemal arches of the sacral vertebræ. **a., pharyngeal,** the fifth pair of branchial arches. **a., plantar,** the arch made by the external plantar artery. **a.s, postoral,** arches in the fetus, five in number, that develop into the lower jaw and throat. See *a., branchial.* Syn., *cephalic, poststernal, skeletal, subaxial, vascular, visceral arches.* **a., prosencephalic,** one considered as the neural arch of the frontomandibular vertebra; it is formed by the frontal, presphenoid, and orbitosphenoid bones. Syn., *neurofrontal arch.* **a. of pubes,** that part of the pelvis formed by the convergence of the rami of the ischium and pubis on each side. Syn., *subpubic arch.* **a., radial.** See *a., palmar.* **a., rhinencephalic,** the neural arch of the nasal vertebra, formed by the vomer and the prefrontal and nasal bones. Syn., *neuronasal arch.* **a., Riolan's,** the arch of the mesentery which is attached to the transverse mesocolon. **a., stylohyoid,** the hemal arch of the parietal vertebra formed by the stylohyal, epihyal, ceratohyal, basihyal, glossohyal, and urohyal bones. **a., supraorbital,** the curved and prominent margin of the frontal bone that forms the upper boundary of the orbit. **a.s, tarsal,** the arches of the palpebral arteries. **a., thyrocartilaginous,** a communicating branch between the superior thyroid arteries of the two sides, lying at about the level of the angle of the thyroid cartilage. **a., thyrohyal, a., thyrohyoid,** the third of the postoral arches; it develops into the hyoid body and the greater cornua of the hyoid bone. **a., tonsillar.** See *isthmus of the fauces.* **a., trabecular,** one formed by the junction of the middle trabeculæ of the skull, containing the hypophysis and the infundibulum. **a. of a vertebra,** the part of a vertebra, formed of two pedicles and two laminæ, inclosing the spinal foramen. **a., vertebral.** 1. A neural arch. 2. A hemal arch. **a., zygomatic,** the **arch** formed by the malar and temporal bones. **Syn.,** ***subocular arch; suborbital arch; temporal arch.***

arch-, archi [ἀρχή, primitive]. Prefixes denoting first, chief, or principal.

archæocyte (*ar-ke'-o-sīt*) [ἀρχαῖος, ancient; κύτος, a cell]. A wandering or free ameboid cell.

archæus (*ar-ke'-us*) [ἀρχαῖος, ancient]. In spagiric medicine, the invisible counterpart of the visible body; solar heat as a source of life. 2. v. Helmont's name for the vital principle of an organism.

archameba (*ark-am-e'-bah*) [*arch-*; ἀμοιβή, change]. Haeckel's hypothetic progenitor of all amebas and of all higher forms of life.

archamphiaster, archiamphiaster (*ark-am-fe-as'-ter, ar-ke-am-fe-as'-ter*) [*arch-*; ἀμφί, around; ἀστήρ, star]. In biology; those amphiasters concerned in the production of the polar globules.

Archangelica (*ark-an-jel'-ik-ah*) [ἀρχάγγελος, archangel]. A genus of umbelliferous plants. See *Angelica.*

archebiosis (*ark-e-bi-o'-sis*) [*arch-*; βίος, life]. Spontaneous generation.

archegenesis (*ark-e-jen'-es-is*). The same as *archebiosis.*

archegonium (*ark-e-go'-ne-um*) [ἀρχή, beginning; γόνος, race]. The female reproductive organ of the higher cryptogams.

archegony (*ar-keg'-o-ne*) [ἀρχέγονος, first of a race]. The doctrine of spontaneous generation.

archelogy (*ar-kel-o'-je*) [ἀρχή, a beginning; λόγος, science]. The study of the foundation principles of anthropology.

archenteric (*ark-en-ter'-ik*). Relating to the archenteron.

archenteron (*ark-en'-ter-on*) [*arch-*; ἔντερον, intestine]. The embryonic alimentary cavity.

archeocyte (*ar'-ke-o-sīt*). Same as archæocyte.

archepyon (*ar-ke-pi'-on*) [ἀρχή, a beginning; πύον, pus]. Pus that has become caseated, or so thick that it does not flow.

archespore, archesporium (*ar'-ke-spōr, -e-um*) [ἀρχή, a beginning; σπορά, a seed]. In biology, the cells that give rise to the lining of the anther-cell and to the mother-cells of the pollen.

archetype (*ar'-ke-tīp*) [*arch-*; τύπος, a type]. In comparative anatomy, an ideal type or form with which the individuals or classes may be compared. A standard type; original type; prototype.

archi-. See *arch-.*

archiater (*ar-ke-a'-ter*) [ἀρχιατρός, a chief physician]. 1. The head physician in a court. 2 The chief physician of an institution.

Archibald's fever (*ar'-ishe-bawld*) [Robert George *Archibald,* English Surgeon, 1880–]. An African fever caused by a microorganism of the *B. cloacæ* group; it is characterized by extreme drowsiness.

archiblast (*ar'-ke-blast*) [*archi-*; βλαστός, germ]. In embryology, the granular areola surrounding the germinal vesicle. In pathology, the important tissues of the body as contrasted with the *parablast,* or connective tissues.

archiblastic (*ar-ke-blas'-tik*) [see *archiblast*]. Derived from the archiblast. The parenchymatous tissues are regarded as archiblastic.

archiblastoma (*ar-ke-blas-to'-mah*) [*archiblast; ὄμα,* a tumor]. A tumor composed of archiblastic tissue, such as myoma, neuroma, papilloma, adenoma, carcinoma, etc.

archiblastula (*ar-ke-blas'-tu-lah*) [see *archiblast*]. In embryology, a ciliated, vesicular morula, resulting from complete and regular yelk-division and by invagination forming the archigastrula.

archicytula (*ar-ke-sit'-u-lah*) [*archi-*; κύτος, a cell]. A fertilized egg-cell in which the nucleus is discernible.

archigaster (*ar-ke-gas'-ter*) [*archi-*; γαστήρ, belly]. The primitive, perfectly simple intestine; archenteron.

archigastrula (*ar-ke-gas'-tru-lah*) [see *archigaster*]. The gastrula as it is observed in the most primitive types of animal development; called also bell-gastrula, from its shape.

archigenesis (*ar-ke-jen'-es-is*). See *archebiosis*.

archil (*ar'-kil*) [ME., *orchell*]. A violet coloring-matter similar to litmus, chiefly obtained from the lichen, *Roccella tinctoria;* used for staining animal tissues.

archimonerula (*ar-ke-mon-er'-ū-lah*) [*archi-*; μονήρης, single; solitary]. In embryology, a special name given by Haeckel to the monerula stage of an egg undergoing primitive and total cleavage.

archimroula (*ar-ke-mor'-ū-lah*) [*archi-*; μόρον, a mulberry]. In embryology, the solid mass of cleavage cells, or mulberry mass, arising from the segmentation of an archicytula, and preceding the archiblastula and archigastrula.

archinephric (*ar-ke-nef'-rik*) [ἀρχή, first; νεφρός, the kidney]. Pertaining to the archinephron.

archinephron (*ar-ke-nef'-ron*) [*archi-*; νεφρός, kidney]. The primitive or embryonic stage of the kidney or renal apparatus. The Wolffian body.

archineuron (*ar-ke-nū'-ron*) [*archi-*; νεῦρον, a nerve]. 1. A primitive neuron. 2. The neuron at which the impulse starts in any physiological act involving the nervous system

archipallium (*ar-ke-pal'-e-um*) [*archi-*; *pallium*, a cloak]. The olfactory pallium, the rhinencephalon.

archiplasm (*ar'-ke-plazm*) [*archi-*; πλάσμα, a thing molded]. Same as *archoplasm, q. v.*

archisome (*ar'-ke-sōm*) [*archi-*; σῶμα, body]. Same as *archoplasm, q. v.*

archistome (*ar'-kis-tōm*). See *blastopore*.

architis (*ar-ki'-tis*) [ἀρχός, anus; ιτις, inflammation]. Proctitis; inflammation of the anus.

archocele (*ar'-ko-sēl*) [ἀρχός, anus; κήλη, hernia]. Rectal hernia.

archocystocolposyrinx, or **archocolpocystosyrinx** (*ar-ko-sis-to-kol-po-sir'-ingks*, or *ar-ko-kol-po-sis-to-sir'-ingks*) [ἀρχός, anus; κύστις, bladder; κόλπος vagina; σῦριγξ, fistula]. Recto-vesico-vaginal fistula.

archocystosyrinx (*ar-ko-sist-o-sir'-ingks*) [ἀρχός, anus; κύστις, bladder; σῦριγξ, fistula]. A recto-vesical fistula.

archometrum (*ar-ko-met'-rum*) [ἀρχός, anus; μέτρον, measure]. A device for ascertaining the caliber of the anus, or for dilating its sphincters.

archoplasm, archoplasma (*ar'-ko-plasm, ar-ko-plaz'-mah*) [ἄρχων, a ruler; πλάσμα, a thing formed]. Boveri's term for the substance from which the attraction-sphere, the astral rays, and the spindle-fibers of mitosis are derived and of which they consist. Syn., *kinoplasm*.

archoptoma (*ar-kop-to'-mah*) [ἀρχός, anus; πτῶμα, a fall.] A prolapse of the rectum.

archoptosis (*ar-kop-to'-sis*) [ἀρχός, anus; πτῶσις, a falling]. Rectal prolapse.

archoptotic (*ar-kop-tot'-ik*) [ἀρχός anus; πτῶσις, a falling]. Relating to archoptoma or archoptosis

archorrhagia (*ar-ko-ra'-je-ah*) [ἀρχός, anus; ῥήγνυναι, to break out]. Rectal hemorrhage.

archorrhea (*ar-ko-re'-ah*) [ἀρχός, anus; ῥεῖν, to flow]. A discharge of blood or of any pathological fluid from the anus.

archos (*ar'-kos*) [ἀρχός, the anus].The anus.

archostegnoma (*ar-ko-steg-no'-mah*) [ἀρχός, anus; στεγνόειν, to consolidate]. Archostenosis; rectal stricture.

archostegnosis (*ar-ko-steg-no'-sis*) [ἀρχός, anus; στέγνωσις, a stopping]. A rectal stricture.

archostegnotic (*ar-ko-steg-not'-ik*) [ἀρχός, anus; στέγνωσις, a stopping]. Relating to a rectal stricture.

archostenosis (*ar-ko-sten-o'-sis*) [ἀρχός, anus; στενός, narrow]. Stricture of the rectum.

archostenotic (*ar-ko-sten-ot'-ik*) [ἀρχός, anus; στενός, narrow]. Relating to rectal stricture.

archosyrinx (*ar-ko-sir'-ingks*) [ἀρχός, anus, σῦριγξ, a pipe]. 1. A syringe for the rectum. 2 Fistula in ano.

archyle (*ar-ki'-le*) [ἀρχή, a beginning; ὕλη, matter]. See *protyle*.

arciform (*ar'-se-form*) [*arcus*, bow; arch; *forma*, form]. Arcuate, bowshaped; especially used to designate certain sets of fibers in the medulla oblongata.

arctation (*ark-ta'-shun*) [*arctatio*, to draw close together]. Contraction of an opening or canal.

Arctium (*ark'-te-um*) [L.]. Burdock. See *Lappa*.

arctostaphylos (*ark-to-staf'-il-os*). See *Uva ursi* and *Manzanita*.

arcual (*ar'-kū-al*) [*arcualis*, arched]. Arched; bent or curved.

arcuate (*ar'-kū-āt*) [*arcuatio*, a bowing]. Arched; curved; bow-shaped. **a. fibers of the cerebellum,** associating fibers connecting one lamina with another. **a. fibers of the cerebrum,** associating fibers connecting adjacent convolutions.

arcuation (*ar-kū-a'-shun*) [*arcuatio*, a bowing]. Curvature, especially of a bone.

arcula (*ark'-ū-lah*) [*arcula*, a casket]. The orbit. **a. cordis,** the pericardium.

arculus (*ar'-kū-lus*) [dim. of *arcus*, a bow]. An arching support for bed-clothes.

arcus (*ar'-kus*) [L., "a bow"]. A bow or arch. **a. aortæ,** the arch of the aorta, or transverse aorta. **a. arteriarum,** the arteriæ arciformes of the kidney. **a. arteriosus manus,** the palmar arch. **a. arteriosus palpebræ,** an arterial arch along the edge of the eye-lid. **a. arteriosus pedis,** the plantar arch. **a. atlantis,** the arch of the atlas. **a. axillaris,** arch formed by the axillary artery. **a. carpidorsalis,** the posterior carpal arch. **a. cartilaginis cricoideæ,** arch of the cricoid cartilage. **a. coli intestini,** the transverse colon **a. corneæ,** see *a. senilis*. **a. costarum,** arch of the ribs. **a., cruralis,** Poupart's ligament. **a. cruralis profundus,** the deep crural arch. **a. dentalis,** the dental arch. **a. faucium,** the palatine arch. **a. glossopalatinus,** the anterior pillar of the fauces. **a. jugalis,** the zygomatic arch. **a. juvenalis,** a white ring around the cornea occurring in young individuals and resembling the arcus senilis. **a. lumbocostalis lateralis (Halleri),** ligamentum arcuatum externum. **a. lumbocostalis medialis (Halleri),** ligamentum arcuatum internum. **a. major ventriculi,** the great curvature of the stomach. **a. medullaris,** the fornix. **a. minor ventriculi,** the lesser curvature of the stomach. **a. occipitoparietalis,** an annectant gyrus between the superior parietal lobule and the occipital lobe. **a. palatini,** the pillars of the fauces. **a. palatoglossus.** Same as *a. glossopalatinus*. **a. palatopharyngeus,** the posterior pillar of the fauces. **a. palmaris,** the palmar arch. **a. pharyngoepiglotticus,** folds of mucous membrane passing from the pharynx to the epiglottis. **a. pharyngopalatinus,** posterior pil-

lar of fauces. **a. plantaris,** the plantar arch. **a. popliteus,** the arcuate popliteal ligament. **a. senilis,** a ring of opacity at the edge of the cornea seen in the aged. **a. senilis lentis,** an opaque ring in the equator of the crystalline lens; it sometimes occurs in the aged. **a. spiralis,** the zona arcuata in the organ of Corti. **a. subpubicus,** the pubic arch. **a. superficialis volæ,** the superficial palmar arch. **a. supraorbitalis,** the supraorbital arch. **a. tarseus,** the tarsal arch. **a. tarsi oculi.** Same as *a. arteriosus palpebræ.* **a. thyrocartilagineus,** the arch formed by the superior thyroid arteries and the thyroid cartilage. **a. trachealis anterior,** the arch formed by the inferior thyroid arteries in passing over the trachea. **a. unguium.** See *lunula.* **a. vasculosi,** arches formed by branches of the renal artery in the kidney. **a. vasculosi renales,** arches at the bases of the Malpighian pyramids, formed by anastomoses of tiny ramifications of the renal artery. They give off vessels supplying the cortex of the kidneys, the Malpighian corpuscles, and the capillary plexuses about the uriniferous tubules. Syn., *fornices vasculosi renum.* **a. venosus,** (1) an arch joining the anterior jugular veins; (2) the venous arch in the palm of the hand; (3) a venous arch on the back of the fingers. **a. vertebralis,** a vertebral arch. **a. volaris,** the palmar arch. **a. zygomaticus,** the zygomatic arch.

ardent (*ar'-dent*) [*ardere, ardens,* to burn]. Burning, fiery; glowing, accompanied by a sensation of burning. **a. fever,** heat fever or thermal fever. **a. spirits,** alcoholic liquors.

ardor (*ar'-dor*) [L., "heat"]. Violent heat; burning **a. urinæ,** burning pain in the inflamed urethra during micturition. **a. venereus,** sexual desire. **a. ventriculi,** pyrosis, heart-burn.

are (*ar*). French metric unit of square measure; it is a square whose side is 10 metres.

area (*a'-re-ah*) [L., "an open space"]. A limited extent of surface. **a. acustica,** or **a. auditory,** (1) the receptive center for audition in the superior temporal gyrus; (2) an area in the lateral angle of the floor of the fourth ventricle. **a., Broca's.** Same as *a. parolfactoria.* **a. Celsi,** alopecia areata. **a., cord,** that part of the cortex in which lesions would produce degeneration of the spinal cord. **a. cribrosa,** small perforated space in the internal auditory meatus through which pass filaments of the auditory nerve. **a., crural,** a space at the base of the brain included between the pons and chiasm. **a. diffluens,** alopecia areata. **a., diffraction,** a clear area seen in the microscopic image around all bodies of greater or less refractive power. **a. embryonalis.** Same as *a. germinativa.* **a. germinativa,** or embryonic spot, the oval germinating spot of the embryo. **a. hypoglossi.** Same as *Trigonum hypoglossi.* **a. intercruralis,** or **interpeduncularis,** an area at the base of the brain between the crura cerebri. **a.s, motor,** the convolutions in front of the Rolandic fissure, containing the centers for voluntary motion. **a., non-nucleated,** one of the clear spaces found at times between the endothelial cells of blood-vessels; they have no nuclei, are smaller than endothelial cells, and are considered to be due to the removal of parts of the surrounding endothelium. **a., occipital,** (1) that part of the occipital bone above the superior curved line; (2) the portion of the brain beneath the occipital bone. **a. opaca,** the opaque circle about the *a. pellucida.* **a. paraterminalis,** a space on the mesial aspect of the embryonic cerebral hemisphere. **a. parolfactoria** (Brocæ), a small vertical gyrus beneath the corpus callosum and continuous with the gyrus cinguli. **a. pellucida,** the light central portion of the *a. germinativa.* **a., postpontile,** that of the metencephalon comprising the olivary bodies and the lower lateral portion of the cerebellum. **a. postrema,** on the floor of the fourth ventricle between the ala cinerea and the tænia ventriculi quarti. **a., Rolandic,** the excitomotor area of the cerebral hemispheres, comprising the ascending frontal and ascending parietal convolutions. **a., sensor, sensory,** or **sensorial,** the general area of the cerebral cortex in which sensation is perceived. **a., septal,** the inner surface of each of the laminæ which make up the septum lucidum. **a., somesthetic,** the area for body feelings or tactile sensation in the postcentral convolution; the entire receptive and psychic sensory area. **a. vagi,** the trigonum vagi or ala cinerea. **a. vasculosa,** the space in the area opaca where blood-vessels first develop. **a.s, viscerocutaneous,** areas of skin and viscera corresponding to different spinal segments. **a., visual,** the area of the cortex cerebri, *viz.,* the cuneus and superior occipital gyrus, where vision is perceived. **a. vitellina,** yolk-area outside the area vasculosa in mesoblastic eggs. **a., vocal,** the portion of the glottis lying between the vocal bands.

areatus (*ar-e-a'-tus*). Circumscribed, occurring in patches.

Areca (*ar-e'-kah*). A genus of East Indian palms. **A. catechu** is extensively distributed throughout the tropics of Asia, where it has been cultivated from the earliest times. It furnishes the betel-nut (*q. v.*), the powdered nut is used as a vermifuge.

arecaidin (*ar-e-ka'-id-in*), $C_7H_{11}NO_2$ An acid contained in areca-nut, of which arecoline is its methyl ether.

arecaine (*ar-e'-ka-ēn*), $C_7H_{11}NO_2 + H_2O$ A poisonous teniacidal alkaloid obtained from areca-nut, forming colorless crystals soluble in water, insoluble in alcohol, in ether, and in benzol.

arecane, arekane (*ar'-ek-ān*). An oily and volatile basic substance obtainable from areca-nut; said to be a purgative and sialagogue, and to slow the pulse

areca-nut (*a-re'-kah-nut*). See *betel.*

arecin (*ar'-es-in*) [Sp., *areca*], $C_{28}H_{26}N_2O$. 1. An organic base isomeric with brucine, derived from cinchona-bark. 2. A brown-red coloring-matter obtained from areca-nuts. Syn., *areca red.*

arecoline (*ar-e'-ko-lēn*) [*areca*], $C_8H_{13}NO_2$. A liquid alkaloid isolated from the seeds of *areca catechu.* It is a powerful poison, affecting the heart similarly to muscarine. It has anthelmintic properties. Dose $\frac{1}{15}$–$\frac{1}{10}$ gr. (0.004–0.006 Gm.). **a. hydrobromide,** is used as a miotic, applied in 1 % solution, and in the treatment of glaucoma. In veterinary practice it is used as a cathartic and anthelmintic. Injection for horse, ½–1 gr. (0 032–0 065 Gm.).

arefaction (*ar-e-fak'-shun*) [*arefactio; arefacere,* to make dry]. 1. Exsiccation or desiccation. The removal of the structural or constitutional water from a substance. 2. The drying of drugs before powdering them. 3. Dryness, as of the skin. 4. Withering, as of a paralyzed limb.

areflexia (*ar-e-fleks'-e-ah*) [ἀ, priv.; *reflectere*, to bend back]. The failure of a reflex; areflexion.

areflexion. See *areflexia*.

arena (*ar-e'-nah*) [*arena*, sand]. 1. Brick-dust deposit from urine; gravel. 2. Sabulous matter; brain-sand.

arenaceous (*ar-e-na'-se-us*) [*arenaceus; arena*, sand]. Of the nature of sand or gravel; sabulous.

arenation (*ar-e-na'-shun*) [*arena*, sand]. A sand-bath. The application of hot sand to a limb or part of the body. See *ammotherapy*.

areocardia (*ar-e-o-kar'-de-ah*) [ἀραιός, thin, rare; καρδία, heart]. Bradycardia.

areola (*ar-e'-o-lah*) [dim. of *area*, an open space]. 1. The brownish space surrounding the nipple of the breast. This is sometimes called *areola papillaris*. A *second areola*, surrounding this, occurs during pregnancy. The pigmentation about the umbilicus is called the *umbilical areola*. 2. Any interstice or minute space in a tissue. **a., primary,** cell-spaces still containing cartilage-cells in the matrix of ossifying cartilage-bone. Syn., *primary marrow cavities; medullary spaces*.

areolar (*ar-e'-o-lar*) [see *areola*]. Relating to or characterized by areolæ. **a. tissue,** cellular tissue; loose connective tissue.

areolate, or **areolated** (*ar-e'-o-lāt*, or *ar-e'-o-la-ted*) [*areola*, dim. of *area*, an open space]. Marked or characterized by areolæ

areometer (*ar-e-om'-et-er*) [ἀραιός, rare, thin; μέτρον, a measure]. An instrument for measuring the specific gravity of liquids.

areosis, aræosis (*ar-e-o'-sis*). The process of becoming less compact; dilution.

arevareva (*ar-a-var-a'-vah*) [Tahitian]. A scaly skin-disease said to be caused by the habitual use of the drug *Kava*, *q. v* It is accompanied by eye-disease, with dimness of vision.

argal (*ar'-gal*). See *argol*.

argamblyopia (*ar-gam-ble-o'-pe-ah*) [ἀργός, idle, disused; *amblyopia*]. Amblyopia due to disuse of the eye.

Argand burner (*ar'-gand*) [Ami *Argand*]. A burner that uses gas or oil, and contains an inner tube for supplying the flame with air.

argas (*ar'-gas*). The dove-tick. Found in dovecots and pigeon roosts; it may give rise to edema or urticaria in man. **a. persicus,** a tick, the bite of which is supposed to be a cause of tick fever.

Argasidæ (*ar-gas'-e-de*). A family of ticks, practically all members of which are pathogenic to man.

argein (*ar'-je-in*). Trade name of a protein preparation containing silver.

argema (*ar'-jem-ah*) [ἄργεμα, an ulcer; pl., *argemata*]. A white ulcer of the margin of the cornea, following phlyctenula.

argentamid (*ar-jen'-tam-id*). An antiseptic liquid preparation of silver.

argentamine (*ar-jen'-tam-ēn*). A colorless alkaline liquid consisting of an 8% solution of silver phosphate in a 15% aqueous solution of ethylenediamide. It is applied in gonorrhea and conjunctivitis in 1:4000 solution. Syn., *ethylenediamide silver phosphate*.

argentation (*ar-jen-ta'-shun*) [*argentum*]. 1. Staining with a preparation of silver. 2. The act of silvering. 3. The process of injecting mercury into the vessels of an anatomic specimen. 4. Argyria.

argenti (*ar-jen'-ti*). Genitive of *argentum*, Latin for silver.

argentic (*ar-jen'-tik*). Containing silver.

argentide (*ar-jen'-tīd*). Trade name of a preparation containing silver iodide; used locally as an astringent and as a germicide.

argentine (*ar'-jen-tēn*). Containing or like silver.

argentol (*ar'-jen-tol*), $C_9H_8N.OH.SO_4Ag$ Silver quinaseptol, a yellow powder, sparingly soluble in water; used as a surgical antiseptic and astringent in ointment 1.100 or 2:100, in solution 1:1000 to 3.1000.

argentose (*ar-jen'-tōs*). A preparation containing 30% of silver with nucleoprotein; used locally as an astringent and germicide.

argentous (*ar-jen'-tus*). Containing silver; applied to a compound containing a relatively larger amount of silver than an ordinary silver compound (argentic compound).

argentum (*ar-jen'-tum*) [L]. Silver. Ag = 107.88; quantivalence, 1; spec grav , 10.5. A malleable and ductile metal of brilliant white luster. It tarnishes only in free sulphur, sulphur gases, and phosphorus. **argenti cyanidum** (U. S. P.), AgCN, silver cyanide, is used in making diluted hydrocyanic acid. **a. io'didum** AgI. A yellowish hexagonal crystalline powder, insoluble in water. Used externally in conjunctivitis and urethritis, formerly in syphilis **argenti nitras** (U. S. P.), $AgNO_3$, silver nitrate, argentic nitrate, "lunar caustic," a powerful astringent and an escharotic of moderate strength. It stains skin and other tissues black. If used too long, it leaves a slate-colored, insoluble deposit of silver under the skin (*argyria*). It is used in gastric catarrh, in gastric ulcer, in intestinal ulceration, and as an alterative in scleroses of the nervous system. Dose ½–½ gr. (0.01–0.032 Gm.). **argenti nitras fusus** (U. S P.), 'stick caustic," contains 4% of silver chloride. It is used locally. **argenti nitras mitigatus** (U. S. P.), the mitigated caustic, or diluted stick, is fused with an equal amount of potassium nitrate **argenti oxidum** (U. S. P.), Ag_2O, explosive when treated with ammonia. Used internally for the same conditions in which the nitrate is used. Dose ½–2 gr. (0.032–0.13 Gm.). **argentum vivum,** an old name for mercury or quicksilver

argiamblyopia (*ar-je-am-ble-o'-pe-ah*) [ἀργία, disuse; *amblyopia*]. See *argamblyopia*.

argilla (*ar-jil'-ah*) [ἄργιλλος, potter's clay]. White or potter's clay; alumina.

argillaceous (*ar-jil-a'-shus*) [ἄργιλλος, white clay]. Clay-like; composed of clay.

arginase (*ar'-jin-ās*). A ferment which splits arginin into urea and ornithin.

arginin (*ar'-jin-in*), $C_6H_{14}N_4O_2$. Guanidin diamino-valeric acid, a substance formed in the cleavage of the protein molecule. It is hydrolyzed to urea and ornithin.

argochrom (*ar'-go-krōm*) [*argentum*, silver; χρῶμα, color]. A colloidal preparation of methylene-blue and silver, used in septicemic conditions and gonorrhea.

argol (*ar'-gol*) [ἀργός, white]. The impure **tartar** derived from wine; crude potassium bitartrate. See *tartar*.

argon (*ar'-gon*) [ἀργός, idle; inactive]. An inert gaseous element present in the atmosphere. Its symbol is A; atomic weight, 39 88. Argon may be obtained by freeing air, which has been deprived of its carbon dioxide and water, from oxygen by means of red-hot copper, and then absorbing the nitrogen by means of metallic magnesium. The residual gas, the passage of the gases being repeated a number of times, is

argon Chemically, it is the most inert element known

argonin (*ar'-go-nin*) Silver casein, a soluble, antiseptic silver salt

Argyll Robertson pupil (*ar'-gil*) [Douglas *Argyll Robertson*, Scotch physician 1837–1909] A pupil that acts to accommodation but not to light, it is seen in tabes dorsalis paretic dementia, in some cases of encephalomalacia, senile brain atrophy, syphilis hydrocephalus, etc

argyn (*ar' jin*) A colloidal compound of silver oxide and serum albumin, it is a brand of protargin

argyria (*ar-ji'-re-ah*) [*argentum*] A form of discoloration of the skin and mucous membranes produced by the prolonged administration of silver, the granules of silver being deposited in much the same position as those of the natural pigment of the skin

argyriasis (*ar-jir-i'-as-is*) See *argyria*.

argyric (*ar ji'-rik*) [*argentum*] Containing silver

argyrism (*ar' jir izm*) Argyria

argyritis (*ar-jir-i' tis*) Yellow or silver litharge, lead monoxide of a yellow color

argyrol (*ar jir ol*) A brand of soluble silver protein or vitellin antiseptic containing about 20% silver Used for inflamed mucous membranes in gonorrhea

argyrosis (*ar-ji-ro'-sis*) Same as *argyria* (*q v*)

arheol (*ar'-e ol*) A sesquiterpenic alcohol the main constituent of sandalwood oil, santalol *q. v*

arhinencephalia See *arrhinencephalia*

arhinia (*ah-rin'-e-ah*) [*a*, priv , *ρίς*, nose] Congenital absence of the nose

arhovin (*ar o vin*) Trade mark identifying a solution of diphenylamine and thymol benzoate in ethyl benzoate

arhythmia (*ar-ith'-me-ah*) See *arrhythmia*.

Arica bark Calisaya bark exported from Arica, Chili It contains the alkaloid, aricine

aricine (*ar'-is ēn*) [*Arica*], $C_{28}H_{26}N_2O_4$. An alkaloid obtained from several varieties of cinchona bark

aridura (*ar-id-ū'-rah*) [L] Dryness, a drying up, withering or wasting of a part or of the organism as a whole 2 Hectic fever

aristocardia (*ar is to-kar'-de ah*) [*ἀριστερός*, left, *καρδία*, heart] Deviation of the heart to the left side

aristochin (*ar-is' to kin*) The ester of diquinine carbonic acid, it is a white, tasteless powder containing 96% of quinine

aristol (*ar' is-tol*) [*αριστος*, best], $(C_6H_1CH_3OI\text{-}C_3H_7)_2$ Dithymoliodide It is also called annidalin, although this is dithymoltriiodide An iodine compound used as a substitute for iodoform as an antiseptic dressing It has the advantage of being odorless, and is used either in the powder form or as a 5 to 10% ointment with vaselin or lanolin

Aristolochia (*ar is-to-lo'-ke-ah*) [*ἄριστος*, best, *λοχεία*, the lochia] A genus of exogenous herbs, many species of which have active medicinal qualities *A clematitis*, of Europe, has been used as a tonic, stimulant, and diaphoretic *A cymbifera*, of South America, furnishes a part of the drug called *guaco*, and is a good tonic and stimulant *A rotunda*, a species of southern Europe, with offensive odor and bitter taste, is employed as an emmenagogue and in gout *A serpentaria*, Virginia snakeroot, is at present more used in medicine than any other species See *serpentaria*

aristolochic (*ar-is-to-lo'-kik*) [*ἄριστος*, best, *λοχεία*, the lochia] 1 Having the property of expelling the placenta or of exciting or promoting the lochial discharge 2 A medicine used for expelling the secundines or for exciting the lochial flow

aristolochin (*ar-is-tol'-o kin*) [see *Aristolochia*]. A bitter principle found in Virginia snakeroot See *serpentaria*

aristoquin (*ar-is' to kwin*) Same as *aristochin*

Aristotle's experiment [*Aristotle*, Greek philosopher, 384–322 B. C] The eyes being closed when a small spherical object is placed between two crossed fingers of one hand so that it touches the radial side of one and the ulnar side of the other, the sensation produced is that of two objects

arithmomania (*ar-ith-mo ma'-ne-ah*) [*ἀριθμός*, a number, *μανία*, madness] An insane anxiety with regard to the number of things that fall under the observation Sometimes it consists in constant or uncalled for counting of objects, sometimes in the mere repeating of consecutive numbers

arkyochrome (*ar' ke o krōm*) [*ἄρκυς* a net, *χρωμα*, a color] A somatochrome nervé cell in which the stainable portion of the cell-body appears in the form of network

arkyostichochrome (*ar-ke-o-stik'-o-krom*) [*ὄρκυς*, a net *στίχος*, a row or rank, *χρωμα* a color] Applied by Nissl to a nerve cell in which the chromophilic particles of its cell body present a combination of both the striated (stichochrome) and network (arkyochrome) arrangements, so that it is difficult to decide which dominates, *e. g.*, the Purkinje cells of the cerebral cortex

arlco-urease (*arl'-ko-u' re-ās*) A preparation of the urealytic enzyme obtained from the soy bean, *Soja hispida* It decomposes urea into ammonia and carbon dioxide, and is used to determine the amount of urea in the urine, blood and other body fluids

Arlt's ointment [Carl Ferdinand Ritter von *Arlt*, Austrian physician, 1812–1887] An ointment containing 7½ gr (0 5 Gm) of belladonna to 1½ dr (5 Gm) of blue ointment **A.'s recess, A 's sinus**, a small depression, directed forward and outward in the lower portion of the lacrimal sac, it is not constant **A 's trachoma**, granular conjunctivitis, trachoma

Arlt-Jaesche's operation [see *Arlt s ointment*] *For distichiasis* the edge of the lid and the contained ciliary bulbs are dissected from the tarsus, a crescent shaped piece of skin is removed from the lid above the flap, and the edges of the wound are united, thus transplanting the ciliary bulbs farther away from the edge of the lids

arm. 1 The upper extremity from the shoulder to the elbow 2 The upper extremity from the shoulder to the wrist 3 That portion of the stand connecting the body or tube of a microscope with the pillar **a. center**, the cortical center for the movement of the arm, it is situated in the middle third of the ascending frontal and ascending parietal convolutions **a., milk**, phlegmasia alba dolens in the arm

armamentarium (*ar-mah-men-ta'-re-um*) [L , an arsenal] The outfit of medicines or instruments of the physician or surgeon **a. chirurgicum**, surgical instruments and appliances **a. lucinæ**, an outfit of obstetrical instruments.

Armanni-Ehrlich's degeneration. Hyaline degeneration of the epithelial cells of Henle s looped tubes in diabetes.

armarium (*ar-ma'-re-um*) [L.]. 1. Same as *armamentarium*. 2. The literary outfit of a physician or surgeon, his library.

armature (*ar'-mat-chŭr*) [*armatura*, equipment]. 1. A mass of soft iron at the extremity of a magnet. Also, the core of iron around which coils of insulated wire are wound. 2. Any protective investment of an organism. 3 A condenser.

Armenian (*ar-me'-ne-an*) [Armenia]. Of or belonging to Armenia. **A. blue.** Same as *ultramarine*. **A. bole,** a reddish, unctuous earth or clay formerly much used in medicine, now used in tooth-powders and in veterinary practice. It is absorbent and astringent.

armilla (*ar-mil'-ah*) [*armilla*, a bracelet, ring]. 1. The annular ligament of the wrist. 2. The Gasserian ganglion.

armpit (*arm'-pit*) [*armus*, shoulder, *puteus*, a well]. The axilla.

army itch. A distressing, chronic form of itch prevalent in the United States at the close of the civil war. The itching was intense. The eruption was seen especially on the arms, forearms, chest, abdomen, and lower extremities, particularly on the ulnar side of the forearm and inner aspect of the thigh It resembled prurigo associated with vesicles, pustules, and eczema.

Arneth's classification of neutrophiles (*ar'-nāt*) [Joseph *Arneth*, German physician, 1873–]. The polynuclear neutrophiles are classified according to the number of nuclear lobes which they contain. The normal is said to be. 1 lobe, 5%; 2 lobes, 35%; 3 lobes, 41%; 4 lobes, 17%; and 5 lobes, 2%.

Arneth's method of leucocyte counting (*ar'-nāt*) [Joseph *Arneth*, German physician, 1873–] The polyneuclears are classified according to the number of their nuclei (from 1 to 5). The percentage of those with 3 or more nuclei constitutes the *phagocytic index*

Arnica (*ar'-nik-ah*) [L.]. A genus of composite-flowered plants. The *arnica* of the U. S. P. is the dried flower-heads of the plant commonly known as "leopardsbane," *A. montana* The root (*arnicæ radix*) is official in the B. P. Its properties are probably due to an alkaloid, *trimethylamine*, C_3H_9N. In small doses it is a cardiac stimulant; in larger doses, a depressant. It is a popular remedy, when locally applied, for sprains, bruises, and surface wounds. Dose 15 gr (1 Gm.). **a., infusion of** (20 parts flowers, 100 parts water), superior to the tincture for local use **a. plaster,** contains extract of root, 33; lead-plaster, 67 parts **a. root, extract of.** Dose 3–5 gr. (0.2–0.3 Gm.). **a. root fluidextract of.** Dose 5–10 min. (0 3–0.065 Cc.). **a. root, tincture of,** 10 %. Dose 5–30 min. (0.3–2 0 Cc.). **a., tincture of** (*tinctura arnicæ*, U. S. P.), 20 %. Dose 15–30 min. (1–2 Cc.).

arnicin (*ar'-nis-in*) [*arnica*], $C_{20}H_{30}O_4$. A brownish, bitter neutral principle extracted from the root of *Arnica montana*.

Arnold's bodies [Julius *Arnold*, German pathologist, 1835–1915]. Broken bits of red blood corpuscles mistaken for blood-platelets

Arnold's bundle [Friedrich Arnold, German anatomist, 1803–1890]. The fibers which form the inner third of the crusta of the cerebral peduncles. **A.'s canal,** a small canal in the petrous portion of the temporal bone, transmitting Arnold's nerve. **A.'s fold.** See *Béraud's valve*. **A.'s ganglion,** the otic ganglion. **A.'s ground plexus,** a plexus formed by the axis-cylinders of nonmedullated nerve-fibers in smooth muscular tissue. **A.'s innominate canal,** a nonconstant canal in the base of the skull, internally to the foramen rotundum; it transmits the superficial and deep petrosal branches that have become fused into one nerve. **A.'s ligament,** the ligament connecting the body of the incus with the roof of the tympanic cavity. **A.'s membrane,** the pigmentary layer of the iris. **A.'s nerve,** the auricular branch of the pneumogastric nerve. **A.'s operculum,** the operculum of the island of Reil. **A.'s recurrent nerve,** a sensory branch of the ophthalmic division of the trigeminus that anastomoses with the trochlear nerve and is distributed to the tentorium cerebelli and the posterior part of the falx cerebri. **A.'s stratum reticulatum,** the network formed by the fibers connecting the occipital lobe with the optic thalamus before they enter the latter.

Arnold's test [V. *Arnold*, Austrian physician]. *For diacetic acid.* Two reagents are required: (1) a solution consisting of 1 Gm. of paraamidoacetphenone, 100 Cc. of distilled water, and 2 Cc. of concentrated hydrochloric acid; (2) 1% solution of sodium nitrate. Fifteen Cc. of urine are treated with 10 Cc. of solution 1 and 5 Cc. of solution 2, and one drop of concentrated ammonia is added. A brownish-red coloration is observed, which changes to purple in the presence of diacetic acid.

Arnott's bed (*ar'-not*) [Neil *Arnott*, Scotch physician, 1788–1874] A rubber mattress filled with water, designed to prevent bedsores.

Arnoux's sign (*ar-noo'*). In case of twins, a stethescope on the mother's abdomen at a point about midway between the two fetal hearts will sometimes enable the physician to hear an apparent unison, and at other times a distinct rhythm of four beats; the double and quadruple rhythm alternate with great regularity.

Arnt-Schulz Law (*arnt-shoolz*). Every drug has a stimulating action in small doses, while larger doses inhibit, and much larger doses kill.

arnusit (*ar'-nu-sit*). Bier's pure solution of arnica in ampoules, used for treating carbuncles.

aroma (*ar-o'-mah*) [*ἀρωμα*, spice] The fragrance or odor emanating from certain vegetable substances, especially those used for food and drink.

aromatic (*ar-o-mat'-ik*) [see *aroma*]. 1. Having a spicy odor. 2. Characterized by a fragrant, spicy taste and odor, as cinnamon, ginger, the essential oils, etc. 3. A qualification applied to any carbon compound originating from benzene, C_6H_6. Their stability is relatively great as compared with that of the fatty bodies. **a. acids,** those from the benzene group of hydrocarbons **a. compound,** any benzyl derivative. **a. fluidextract,** aromatic powder, 100; alcohol, sufficient to make 100 Cc. **a. powder.** See *cinnamomum*. **a. series,** the closed chain series of compounds. **a. sulphuric acid.** See *acid, sulphuric*. **a. tincture,** an alcoholic solution of aromatic powder. **a. vinegar,** any mixture of aromatic oils in vinegar **a. wine,** one having in each 100 parts 1 part each of lavender, origanum, peppermint, rosemary, sage, and wormwood.

aromatin (*ar-o'-mat-in*). A succedaneum for hops.

aromatize (*ar-o'-mat-iz*) [*ἀρωμα*, spice]. To make aromatic; to spice.

aromin (*ar-o'-min*) [see *aroma*]. A substance derived from urine. When heated, it emits a fragrant odor.

Aronson's serum (*ar'-on-sun*) [Hans *Aronson*, German bacteriologist, 1865–1919]. An anti-

streptococcus serum obtained from horses that have been treated with highly virulent cultures.

arophene (*ar'-o-fēn*). A proprietary dental anesthetic.

arphoaline (*ar-fo'-al-ēn*). A preparation containing arsenic, phosphorus and albumin; it is used as a local application for cancers and ulcers.

arrachement (*ar-ash-mon(g)'*) [Fr., a tearing out]. Tearing out; extraction.

arrack (*ar'-ak*) [Ind.]. A liquor distilled from malted rice. Any alcoholic liquor is called arrack in the East.

arrector (*ar-ek'-tor*) [L., "an erector"]. An erector. **a. pili,** a fan-like arrangement of a layer of smooth muscular fibers surrounding the hair-follicle, the contraction of which erects the follicle and produces *cutis anserina*, or "goose-skin."

arrectores pilorum (*ar-ek-to'-rēz pī-lo'-rum*) [L.]. Plural of *arrector pili*, *q. v.*

arrest (*ar-est'*) [*ad*, to; *restare*, to withstand]. 1. Stoppage, detention. 2. A disease of a mangy character affecting the hind leg of horses between the ham and postern. **a., action of,** inhibition (*q. v.*). **arrested development,** is when an organ or organism fails in its normal evolution, stopping at the initial or intermediate stages of the process **arrested head,** when in parturition the child's head is hindered but not impacted in the pelvic cavity

arrhea (*ah-re'-ah*) [*ἀ*, priv.; *ῥοία*, a flow]. The cessation or suppression of any discharge.

arrhenal (*ar'-en-al*). A monomethyl sodium arsenate, recommended in treatment of tuberculosis. Dose ½ gr. (0.05 Gm.) daily.

arrhenic (*ah-ren'-ik*). Pertaining to arsenic. **a. medication,** treatment of disease by the organic arsenic preparations, such as the cacodylate and methylarsenates.

Arrhenius' law (*ah-ra'-ne-oos*) [Svante August *Arrhenius*, Swedish chemist, 1859–1927]. A solution must have a high osmotic pressure in order to be electrically conductive.

Arrhenius's viscosity formula

$$\log x = \theta c$$

where x is the viscosity of the solution, relative to that of the liquid medium of suspension, c the percentage of volume occupied by the suspended particles, and θ a constant.

arrhinencephalia (*ar-in-en-sef-al'-e-ah*) [*ἀ*, priv.; *ῥίς*, nose; *ἐγκέφαλον*, the brain]. A form of partial anencephalia in which there is malformation of the nose.

arrhinia (*ah-rin'-e-ah*). Congenital absence of the nose.

arrhythmia (*ah-rith'-me-ah*) [*ἀ*, priv.; *ῥυθμός*, rhythm]. Absence of rhythm.

arrhythmic (*ah-rith'-mik*) [see *arrhythmia*]. Without rhythm; irregular.

arrosion (*ar-o'-zhun*) [*arrodere*, to gnaw]. The gnawing or destruction of vessel-walls by ulcerous processes.

arrow-poison (*ar-o-poi'-zun*). See *curara*.

arrowroot (*ar'-o-root*) [ME., *arow; roote*]. A variety of starch derived from *Maranta arundinacea* of the West Indies, southern United States, etc. It is a popular remedy for diarrhea, and is widely used as a food. Many other starchy preparations are sold as arrow-root.

arsacetin (*ars-as'-et-in*). Sodium acetyl arsanilate; acetyl atoxyl. It is an organic arsenic compound used in sleeping-sickness, syphilis, and skin diseases.

arsamine (*ars'-am-ēn*). Same as *atoxyl*.

arsan (*ar'-san*). An organic arsenic preparation consisting of vegetable protein with about 4% of arsenic.

arsanilate (*ar-san'-il-āt*) A salt of arsanilic acid.

arsenate, arseniate (*ar'-sen-āt, ar-se'-ne-āt*) [*arsenic*]. Any salt of arsenic acid. **a., acid,** a monohydric or dihydric arsenate. **a., basic,** an arsenate combined with the oxide or hydrate of a base. **a., dihydric.** 1. An acid arsenate containing two atoms of hydrogen. 2. See *pyroarsenic acid*. **a., monohydric.** 1. An acid arsenate containing one atom of hydrogen. 2. Metarsenic acid, $HAsO_3$, a crystalline substance obtained from arsenic trioxide by heating above 200° C. **a., neutral.** 1. A normal arsenate. 2. A pyroarsenate.

arsenauro (*ar-sen-aw'-ro*). A double bromide of gold and arsenic; 10 min. contain $\frac{1}{12}$ gr. each of gold and arsenic bromides. It is an alterative and a tonic Dose 5–15 min. (0.3–1.0 Cc.) in water three times daily.

arsenglidin (*ar-sen-gli'-din*). Same as *arsan*.

arsenhemol (*ar-sen-hem'-ol*). A compound of hemol and 1% of arsenic trioxide, forming a brown powder. It is used as a substitute for arsenic as an alterative and hematinic. Dose 2 gr. (0.1 Gm.) 3 times daily

arseni (*ar-se'-ni*). Genitive of *arsenum*, *q. v.*

arseniasis (*ar-sen-i'-as-is*). Same as *arsenism*.

arsenic, arsenicum, arsenum (*ar'-sen-ik, ar-sen'-i-kum, ar-se'-num*). 1. As = 74.96; quantivalence III, V. A brittle, crystalline metal, of a steel-gray color, tarnishing on exposure to the air. Sp. gr. 5.73. It sublimes at 180° C., and gives off a garlicky odor. In medicine arsenic is used as an alterative in anemia, chronic malaria, asthma, pulmonary tuberculosis, as a gastric sedative, and in chorea 2. Arsenic trioxide. 3. Pertaining to arsenic. **a. bromide,** $AsBr_3$, is used in diabetes. Dose $\frac{1}{10}$ gr. (0.001 Gm.) **a. bromide, solution of** (*liquor arseni bromidi*), Clemens' solution, a 1% solution of arsenic bromide. Dose 1–4 min. (0.06–0.24 Cc.). **a., butter of.** See *a. chloride*. **a. caseinate,** a soluble arsenic compound for internal administration. **a. chloride,** $AsCl_3$, a colorless, oily liquid decomposed by water. Dose $\frac{1}{60}$–$\frac{1}{15}$ gr. (0.001–0.004 Gm.). Syn., *butter of arsenic; chloride of caustic arsenic*. **a. disulphide,** As_2S_2, occurs native as realgar. Syn., *sandaraca; red sulphide of arsenic; red arsenic*. An artificial disulphide of arsenic is prepared in the arsenic works and contains about 15% of arsenic and 27% of sulphur. Syn., *red arsenic glass; ruby sulphur; red orpiment*. **a., flowers of,** a fine white powder, formed by the sublimation of arsenic trioxide. **a. glass,** a term applied to the vitreous mass obtained either by heating arsenic pyrites with sulphurous ores, or by the resublimation of the "flowers of arsenic" obtained by subliming arsenic pyrites. Syn., *white arsenic glass*. **a. iodide** (*arseni iodidum*, U. S. P.), arsenous iodide, AsI_3. Dose $\frac{1}{20}$–$\frac{1}{4}$ gr. (0.003–0.008 Gm.). **a. iodide, solution of mercuric and of** (*liquor arseni et hydrargyri iodidi*, U. S. P.), Donovan's solution; contains arsenous iodide, 10 Gm.; red mercuric iodide, 10 Gm.; distilled water, q. s. to make 1000 Gm. **a., test for.** See *Bettendorf, Marsh, Reinsch*. **a. trioxide** (*arseni trioxidum*, U. S. P.), As_2O_3, arsenous acid; "ratsbane." Dose $\frac{1}{80}$–$\frac{1}{10}$ gr. (0.002–0.006 Gm.). Syn., *white arsenic*. **a. trioxide, solution of** (*liquor acidi arsenosi*, U. S. P.; *liquor arsenici hydrochloricus*, B. P.), a

1% solution of the trioxide in hydrochloric acid and distilled water. Dose 2–5 min. (0.12–0.3 Cc.). **a. trisulphide**, As_2S_3, translucent, lemon-colored, rhombic prisms, occurring in nature; sp. gr. 3.46; a corrosive and depilating agent recommended for removal of warts. Syn., *orpiment; yellow sulphide of arsenic; arsenicum* (Pliny); *arsenii sulphidum citrinum; King's yellow.* **a., white.** See *a. trioxide.*

arsenical (*ar-sen'-ik-al*) [*arsenum*, arsenic]. Pertaining to arsenic.

arsenicalism (*ar-sen'-ik-al-izm*) [*arsenic*]. Chronic arsenic poisoning.

arsenicate (*ar-sen'-ik-āt*). To impregnate with arsenic.

arsenicophagy (*ar-sen-ik-off'-a-je*) [*arsenum*, arsenic; φαγεῖν, to eat]. The habitual eating of arsenic.

arsenicum. See *arsenum.*

arsenide (*ar'-sen-īd*). A compound of arsenic with another element.

arsenionization (*ar-sen-i-on-i-za'-shun*). The electrical administration of arsenic ions into the tissues.

arseniophosphate (*ar-sen-e-o-fos'-fāt*). A compound of a base with both arsenic and phosphoric acids.

arsenism (*ar'-sen-izm*) [*arsenum*, arsenic]. Chronic arsenical poisoning; arsenicalism.

arsenite (*ar'-sen-īt*) [*arsenic*]. Any salt of arsenous acid.

arseniureted (*ar-sēn'-yu-ret-ed*). Combined with arsenic so as to form an arsenide. **a. hydrogen** arsine, AsH_3.

arsenization (*ar-sen-iz-a'-shun*) [*arsenum*, arsenic]. Treatment with arsenical remedies.

arseno- (*ar'-se-no*). Arsenic combined in the form $-As = As-$. Thus arsenobenzol is $C_6H_5 - As = As - C_6H_5$.

arsenobenzol (*ar-sen-o-ben'-zol*). 1. See *arseno-*. 2. See *salvarsan.*

arsenobillon (*ar-sen-o-bil'-on*). Trade name of arsphenamine.

arsenoblast (*ar-sen'-o-blast*) [ἄρσην, male; βλαστός, germ]. In biology, the male element of the sexual cell, capable of multiplication by division; the opposite of the *thelyblast* or female element.

arsenocerebrin (*ar-sen-o-ser'-e-brin*). A proprietary preparation said to contain cerebrin and sodium cacodylate; it is suggested for use in epilepsy.

arsenofagy (*ar-sen-off'-a-je*). Arsenicophagy, *q. v.*

arsenophenylglycin (*ar-sen-o-fen-il-gli'-sin*). A synthetic arsenic compound, a substitution-product of atoxyl, used in syphilis, trypanosomiasis and protozoan diseases in general.

arsenous (*ar-se'-nus*) [*arsenic*]. Containing arsenic. **a. acid.** See *arsenic trioxide.*

arsen-phenolamine (*ar-sen-fen-ol-am'-in*). Trade name of arsphenamine.

arsenregenerin (*ar-sen-re-jen'-er-in*). Regenerin (*q. v.*) with nitrate of arsenic and lithium cacodylate.

arsine (*ar'-sin*). Arseniureted hydrogen, AsH_3.

arsins (*ar'-sinz*). Peculiar volatile arsenic bases found by Selmi to be produced by the contact of arsenic trioxide and albuminous substances.

arsinyl (*ar'-sin-il*). Proprietary name for disodium-methylarsenate, nontoxic substance allied to cacodyl and free from its garlicky odor. Said to be a powerful tonic. Dose ½ gr. (0.03 Gm.) twice daily.

arsonate (*ar'-so-nāt*). A salt of arsonic acid.

arsonic acid (*ar-son'-ik*). An acid derived from arsenic acid by the substitution of an organic radical, for one of the hydroxyl groups.

arsonium (*ar-so'-ne-um*) [*arsenic; ammonium*], AsH_4. A univalent radical in which arsenic replaces the nitrogen of ammonium.

Arsonvalization (*ar-son-val-iz-a'-shun*) [*d' Arsonval*, French physiologist and physicist, 1851–]. The therapeutic application of Tesla currents.

arsphenamine (*ars-fen'-am-in*). Preferred name for Salvarsan.

arsycodile (*ar-sik'-od-il*). 1. A chemically pure cacodylate of sodium, a nontoxic salt used in emaciation. Dose ½ gr. (0.03 Gm.) 4 times daily. 2. The trade name of a number of preparations containing sodium cacodylate.

artarine (*ar'-tar-ēn*). An alkaloid, $C_{20}H_{17}NO_4$, from artar root; it is a cardiac stimulant, with action similar to veratrine.

artar root (*ar'-tar-root*). A drug from West Africa, probably the root of *Xanthoxylum senegalense.*

artefact (*ar'-te-fakt*) [*arte*, by art. *factum*, made]. In microscopy and histology, a structure that has been produced by mechanical, chemical, or other artificial means; a structure or tissue that has been changed from its natural state

Artemisia (*ar-tem-iz'-e-ah*) ["Αρτεμις, the goddess Diana]. A genus of plants of the order *Compositæ.* **A. abrotanum,** southern-wood, is stimulant, tonic, and vermifuge, and is popularly used as a vulnerary. It is similar in properties to wormwood. Dose of *fluidextract* 10–20 min. (0.6–1.2 Cc.). **A. absinthium.** See *absinthium.* **A. abyssinica,** an African species yielding the drug *zerechtit,* applied to relieve cramps in the final stages of malaria. **A. arborescens,** of southern Europe, is stomachic and tonic, and is used as is *A. absinthium.* **A. chinensis,** of Asia, is employed by the Chinese as a tonic and emmenagogue, and the down covering the leaf-surface in the preparation of moxa. **A. frigida,** wild sage, mountain sage, sierra salvia. An herb of western United States, introduced as a substitute for quinine in the treatment of periodic fevers. Also of service in diphtheria, rheumatism, and scarlatina. Dose of the *fluidextract* 1–2 dr. (4–8 Cc.). **A. maritima,** affords pure wormseed. **A. mexicana,** an American species, is said to be a stimulant, emmenagogue, and anthelmintic. **A. pontica,** Roman wormwood; it grows in Europe and Asia, has a pleasant odor and taste, and is used as a tonic and stimulant; it is burned in Egypt during the plague to ward off contagion. **A. santonica,** a species of Persia and Tartary, a variety of wormseed sometimes imported from Russia. **A. spicata,** an Alpine species with strong aromatic properties. **A. tridentata,** sagebrush, a shrub of the elevated portion of western North America, containing a pungent volatile oil. It is diaphoretic and stimulant. The Indians use an infusion of the plant as remedial for colds and headache and as a vermifuge. **A. trifida,** is found in the valleys of Utah and Wyoming, and has properties similar to *A. tridentata.* **A. vulgaris,** mugwort, a popular remedy in various diseases.

arterenol (*ar-te-re'-nol*). A proprietary drug, said to have an action similar to suprarenal preparations.

arteria (*ar-te'-re-ah*) [ἀρτηρία, trachea; artery]. A hollow tube. See *artery.* **a. acetabuli,** artery of the acetabulum. **a. alveolaris inferior,** inferior dental artery. **a. alveolaris superior**

anterior, anterior superior dental artery. **a. alveolaris superior posterior,** posterior dental artery. **a. angularis,** angular artery. **a. anonyma,** innominate artery. **a. appendicularis,** appendicular artery. **a. arcuata,** arcuate or metatarsal artery. **a. auditiva interna,** auditory artery. **a. auricularis posterior,** posterior auricular artery. **a. auricularis profunda,** deep auricular artery. **a. axillaris,** axillary artery. **a. basilaris,** basilar artery. **a. brachialis,** brachial artery. **a. bronchialis,** bronchial artery. **a. buccinatoria,** buccal artery **a. bulbi urethræ,** artery of the bulb of the urethra. **a. bulbi vestibuli (vaginæ),** artery of the vestibular bulb of the vagina. **a. canalis pterygoidei (Vidii),** Vidian artery. **a. carotis communis,** common carotid artery. **a. carotis externa,** external carotid artery. **a. carotis interna,** internal carotid artery. **a. centralis retinæ,** central artery of the retina. **a. cerebelli, inferior anterior,** anterior inferior cerebellar artery. **a. cerebelli inferior posterior,** posterior inferior cerebellar artery. **a. cerebelli superior,** superior cerebellar artery. **a. cerebri anterior,** anterior cerebral artery. **a. cerebri media,** middle cerebral artery. **a. cerebri posterior,** posterior cerebral artery. **a. cervicalis ascendens,** ascending cervical artery **a. cervicalis profunda,** deep cervical artery. **a. cervicalis superficialis,** superficial cervical artery. **a. chorioidea,** anterior choroidal artery. **a. ciliaris anterior,** anterior ciliary artery. **a. ciliaris posterior brevis,** short posterior ciliary artery **a. ciliaris posterior longa,** long posterior ciliary artery. **a. circumflexa femoris lateralis,** external circumflex artery. **a. circumflexa femoris medialis,** internal circumflex artery. **a. circumflexa humeri anterior,** anterior circumflex artery. **a. circumflexa humeri posterior,** posterior circumflex artery. **a. circumflexa ilium profunda,** deep circumflex iliac artery. **a. circumflexa ilium superficialis,** superficial circumflex iliac artery. **a. circumflexa scapulæ,** dorsalis scapulæ artery. **a. clitoridis,** artery of the clitoris. **a. cœliaca,** celiac artery or axis. **a. colica dextra,** right colic artery. **a. colica media,** middle colic artery. **a. colica sinistra,** left colic artery. **a. collateralis media,** middle collateral artery. **a. collateralis radialis,** articular branch of superior profunda artery. **a. collateralis ulnaris inferior,** anastomotica magna artery. **a. collateralis ulnaris superior,** inferior profunda artery. **a. comitans nervi ischiadici,** comes nervi ischiadici, or companion artery of the sciatic artery. **a. communicans anterior,** anterior communicating artery. **a. communicans posterior,** posterior communicating artery. **a. conjunctivalis anterior,** anterior conjunctival artery. **a. conjunctivalis posterior,** posterior conjunctival artery. **a. coronaria (cordis) dextra,** right coronary artery. **a. coronaria (cordis) sinistra,** left coronary artery. **a. cystica,** cystic artery. **a. deferentialis,** deferential artery. **a. digitalis dorsalis,** dorsal digital artery. **a. digitalis plantaris,** collateral digital branch artery. **a. digitalis volaris communis,** palmar digital artery, or collateral digital artery. **a. dorsalis clitoridis,** dorsal artery of the clitoris **a. dorsalis nasi,** dorsal artery of the nose. **a. dorsalis pedis,** dorsal artery of the foot. **a. dorsalis penis,** dorsal artery of the penis. **a. epigastrica inferior,** deep epigastric artery. **a. epigastrica superficialis,** superficial epigastric artery. **a. epigastrica superior,** superior epigastric artery. **a. episcleralis,** episcleral artery **a. ethmoidalis anterior,** anterior ethmoidal artery. **a. ethmoidalis posterior,** posterior ethmoidal artery. **a. femoralis,** femoral artery. **a. frontalis,** frontal artery. **a. gastrica dextra,** pyloric artery. **a. gastrica sinistra,** gastric or coronary artery **a. gastroduodenalis,** gastroduodenal artery. **a. gastroepiploica dextra,** right gastro-epiploic artery. **a. gastroepiploica sinistra,** left gastro-epiploic artery. **a. genu inferior lateralis,** inferior external articular artery. **a. genu inferior medialis,** inferior internal articular artery. **a. genu media,** azygos articular artery. **a. genu superior lateralis,** superior external articular artery. **a. genu superior medialis,** superior internal articular artery. **a. genu suprema,** anastomotica magna (of knee). **a. glutæa inferior,** sciatic artery. **a. glutæa superior,** (superior) gluteal artery. **a. hæmorrhoidalis inferior,** inferior hemorrhoidal artery. **a. hæmorrhoidalis inferior,** inferior hemorrhoidal artery. **a. hæmorrhoidalis media,** middle hemorrhoidal artery **a. hæmorrhoidalis superior,** superior hemorrhoidal artery. **a. helicina,** a spiral artery. **a. hepatica,** hepatic artery. **a. hyaloidea,** hyaloid artery. **a. hypogastrica,** internal iliac artery. **a. ilea,** ileal artery, one of the rami intestini tenuis arteries. **a. ileocolica,** ileocolic artery. **a. iliaca communis,** common iliac artery. **a. iliaca externa,** external iliac artery. **a. iliolumbalis,** iliolumbar artery. **a. infraorbitalis,** infraorbital artery. **a. intercostalis,** intercostal artery. **a. intercostalis suprema,** superior intercostal artery **a. interlobaris renis,** interlobar artery of kidney. **a. interossea communis,** common interosseous artery **a. interossea dorsalis,** posterior interosseous artery **a. interossea recurrens,** posterior interosseous artery. **a. interossea volaris,** anterior interosseous artery. **a. jejunalis,** jejunal artery. **a. labialis anterior,** anterior scrotal or labial artery. **a. labialis inferior,** inferior labial or coronary artery. **a. labialis posterior,** posterior labial artery. **a. labialis superior,** superior labial or coronary artery. **a. lacrimalis,** lacrimal artery. **a. laryngea inferior,** inferior laryngeal artery. **a. laryngea superior,** superior laryngeal artery. **a. lienalis,** splenic artery **a. ligamenti teretis uteri,** artery of the round ligament of the uterus. **a. lingualis,** lingual artery. **a. lumbalis,** lumbar artery. **a. lumbalis ima,** lowest lumbar artery. **a. malleolaris anterior lateralis,** external malleolar artery. **a. malleolaris anterior medialis,** internal malleolar artery. **a. malleolaris posterior lateralis,** posterior peroneal artery. **a. malleolaris posterior medialis,** internal malleolar artery. **a. mammaria interna,** internal mammary artery. **a. masseterica,** masseteric artery. **a. maxillaris externa,** facial artery. **a. maxillaris interna,** internal maxillary artery. **a. mediana,** median artery. **a. mediastinalis anterior,** anterior mediastinal artery. **a. meningea anterior,** anterior meningeal artery. **a. meningea media,** middle meningeal artery. **a. meningea posterior,** posterior meningeal artery. **a. mentalis,** mental artery. **a. mesenterica inferior,** inferior mesenteric artery. **a. mesenterica superior,** superior mesenteric artery. **a. musculophrenica,** musculophrenic artery. **a. nutritia femoris inferior,** inferior nutrient artery of femur. **a. nutritia femoris superior,** superior nutrient artery of femur. **a. nutritia**

fibulæ, nutrient artery of fibula. **a. nutritia humeri**, nutrient artery of the humerus. **a. nutritia pelvis renalis**, nutrient artery of renal pelvis. **a. nutritia tibiæ**, nutrient artery of tibia. **a. obturatoria**, obturator artery. **a. occipitalis**, occipital artery. **a. œsophagea**, esophageal artery. **a. ophthalmica**, ophthalmic artery. **a. ovarica**, ovarian artery. **a. palatina ascendens**, ascending palatine artery. **a. palatina descendens**, descending palatine artery. **a. palatina minor**, lesser palatine artery. **a. palpebralis lateralis**, lateral palpebral artery. **a. palpebralis medialis**, middle or internal palpebral artery. **a. pancreaticoduodenalis inferior**, inferior pancreaticoduodenal artery. **a. pancreaticoduodenalis superior**, superior pancreaticoduodenal artery. **a. penis**, artery of penis. **a. perforans prima**, first perforating artery. **a. perforans secunda**, second perforating artery. **a. perforans tertia**, third perforating artery. **a. pericardiacophrenica**, the comes nervi phrenici. **a. perinei**, superficial perineal artery. **a. peronæa**, peroneal artery. **a. phrenica inferior**, inferior phrenic artery. **a. phrenica superior**, superior phrenic artery. **a. plantaris lateralis**, external plantar artery. **a. plantaris medialis**, internal plantar artery. **a. poplitea**, popliteal artery. **a. princeps pollicis**, principal artery of thumb. **a. profunda brachii**, superior profunda artery. **a. profunda clitoridis**, deep artery of clitoris. **a. profunda femoris**, deep femoral artery. **a. profunda linguæ**, ranine artery. **a. profunda penis**, artery to the corpus cavernosum **a. pudenda externa**, external pudic artery. **a. pudenda interna**, internal pudic artery. **a. pulmonalis**, pulmonary artery. **a. radialis**, radial artery. **a. recurrens radialis**, radial recurrent artery. **a. recurrens tibialis posterior**, posterior recurrent tibial artery. **a. renalis**, renal artery. **a. recurrens ulnaris**, recurrent ulnar artery. **a. sacralis lateralis**, lateral sacral artery. **a. sacralis media**, middle sacral artery **a. scrotalis anterior**, anterior scrotal artery. **a. sigmoidea**, sigmoid artery. **a. spermatica externa**, cremasteric artery. **a. spermatica interna**, (internal) spermatic artery. **a. sphenopalatina**, sphenopalatine or nasopalatine artery. **a. spinalis anterior**, anterior or ventral spinal artery. **a. spinalis posterior**, posterior or dorsal spinal artery. **a. sternocleidomastoidea**, sternomastoid artery. **a. stylomastoidea**, stylomastoid artery. **a. subclavia**, subclavian artery. **a. sublingualis**, sublingual artery. **a. submentalis**, submental artery. **a. subscapularis**, subscapular artery. **a. supraorbitalis**, supraorbital artery. **a. suprarenalis inferior**, inferior suprarenal artery. **a. suprarenalis media**, middle capsular artery. **a. tarsea lateralis**, lateral tarsal artery. **a. tarsea medialis**, medial tarsal artery. **a. temporalis media**, middle temporal artery. **a. temporalis profunda anterior**, anterior deep temporal artery. **a. temporalis profunda posterior**, posterior deep temporal artery. **a. temporalis superficialis**, superficial temporal artery. **a. testicularis**, testicular artery. **a. thoracalis lateralis**, long thoracic artery. **a. thoracalis suprema**, superior thoracic artery. **a. thoracoacromialis**, acromiothoracic artery or thoracic axis. **a. thoracodorsalis**, thoracodorsal artery. **a. thymica**, thymic artery. **a. thyreoidea ima**, lowest thyroid artery. **a. thyreoidea inferior**, inferior thyroid artery. **a. thyreoidea superior**, superior thyroid artery. **a. tibialis anterior**, anterior tibial artery. **a. tibialis posterior**, posterior tibial artery. **a. transversa colli**, transversalis colli. **a. transversa faciei**, transverse artery of face. **a. transversa scapulæ**, suprascapular artery **a. tympanica anterior**, anterior tympanic artery. **a. tympanica inferior**, inferior tympanic artery. **a. tympanica posterior**, posterior tympanic artery. **a. tympanica superior**, superior tympanic artery. **a. ulnaris**, ulnar artery. **a. umbilicalis**, umbilical artery. **a. urethralis**, urethral artery. **a. uterina**, uterine artery. **a. vaginalis**, vaginal artery. **a. vertebralis**, vertebral artery. **a. vesicalis inferior**, inferior vesical artery. **a. vesicalis superior**, superior vesical artery. **a. volaris indicis radialis**, radialis indicis artery. **a. zygomaticoorbitalis**, zygomatico-orbital artery.

arteriac (*ar-te'-re-ak*) [*arteria*]. 1. Pertaining to the trachea, or to the arteries. 2. A remedy used in diseases of the trachea or of the arteries.

arteriæ (*ar-te'-re-e*) [L., plural of *arteria*]. Arteries. **a. arciformes**, arciform arteries of renal arches. **a. gastricæ breves**, the vasa brevia. **a. interlobulares**, interlobular arteries. **a. intestinales**, intestinal arteries or vasa intestini tenuis. **a. metacarpeæ dorsales**, dorsal interosseous arteries. **a. renis**, renal arteries. **a. metacarpeæ volares**, volar or palmar interosseous arteries. **a. metatarseæ dorsales**, dorsal interosseous arteries. **a. metatarseæ plantares**, digital branches of the plantar arch. **a. scrotales posteriores**, superficial perineal arteries. **a. surales**, inferior muscular arteries.

arteriagra (*ar-ter-e-a'-grah*) [*arteria*; ἄγρα, a seizure]. Neuralgia of an artery.

arterial [see *arteria*]. Pertaining to an artery.

arterialization (*ar-te-re-al-iz-a'-shun*) [see *arteria*]. 1. The process of making or becoming arterial; the change from venous blood into arterial. 2. Vascularization.

arteriarctia (*ar-te-re-ark'-te-ah*) [*arteria*; *arctus*, bound]. Constriction or stenosis of an artery.

arteriasis (*ar-te-ri'-as-is*) [see *arteria*]. Degeneration of an artery; it may be either calcareous or fatty.

arteriectasis, arteriectasia (*ar-te-re-ek'-tas-is, ar-te-re-ek-ta'-ze-ah*) [*arteria*; ἔκτασις, a stretching out]. Arterial dilatation.

arteriectopia (*ar-te-re-ek-to'-pe-ah*) [*arteria*; ἐκτοπος, out of place]. Displacement or abnormality in the course of an artery.

arteritis (*ar-te-re-i'-tis*). See *arteritis*.

arterin (*ar'-ter-in*) [see *arteria*]. Hoppe-Seyler's term for the arterial blood-pigment contained in the red corpuscles.

arterioarctia (*ar-te-re-o-ark'-te-ah*). See *arteriarctia*.

arteriocapillary (*ar-te-re-o-kap'-il-a-re*) [*arteria*; *capillary*]. Pertaining to arteries and capillaries. **a. fibrosis**, a chronic inflammatory process characterized by an overgrowth of connective tissue in the walls of the blood-vessels. It is known also as arteriocapillary fibrosis of Gull and Sutton.

arteriochalasis (*ar-te-re-o-kal'-as-is*) [*arteria*; χάλασις, a slackening]. Arterial atony.

arteriococcygeal gland (*ar-te-re-o-kok-sij'-e-al*) Luschka's gland.

arteriodialysis (*ar-te-re-o-di-al'-is-is*) [*arteria*; διάλυσις, dissolution]. Attenuation of the arterial walls with or without rupture.

arteriodiastasis (*ar-te-re-o-di-as'-tas-is*) [*arteria*; διάστασις, separation]. 1. The retraction of the

two ends of a divided artery. 2. See *arterioectopia*. 3. The divergence of two arteries that lie near each other normally.

arteriodiplopiesmus (*ar-te-re-o-dip-lo-pi-ez'-mus*) [*arteria*; διπλοός, twofold; πιεσμός, pressure]. D'Etiolles' procedure for obtaining rapid coagulation of the blood in that part of an artery lying between two points upon which simultaneous pressure is made.

arteriofibrosis (*ar-te-re-o-fi-bro'-sis*). See *arteriocapillary fibrosis*.

arteriogram (*ar-te'-re-o-gram*). See *sphygmogram*.

arteriograph (*ar-te'-re-o-graf*) [*arteria*; γράφειν, to record]. A form of sphygmograph.

arteriography (*ar-te-re-og'-ra-fe*) [*arteria*; γράφη, a writing]. 1. A description of the arteries. 2. The graphic representation of the pulse-waves.

arteriola (*ar-te-re-o'-lah*) [L.: *pl.*, *arteriolæ*]. An arteriole. **a. recta**, one of the arterioles going to the pyramids in the cortex of the kidney.

arteriolæ (*ar-te-re-o'-le*) [L.]. Arterioles. **a. auricularis cordis**, coronary arteries of the heart. **a. rectæ**, vasa recta of the kidney.

arteriole (*ar-te'-re-ōl*) [*arteriola*]. A very small artery. **a., straight**, one of the small blood-vessels supplying the medullary pyramids of the kidneys.

arteriolith (*ar-te'-re-o-lith*) [*arteria*; λίθος, a stone]. A calculus in an artery from calcification of a thrombus.

arteriology (*ar-te-re-ol'-o-je*) [*arteria*; λόγος, science]. The science of the arteries; the anatomy, physiology, and pathology of the arteries.

arteriomalacia (*ar-te-re-o-mal-a'-se-ah*) [*arteria*; μαλακία, softness]. Softening of an artery wall.

arteriomalacosis (*ar-te-re-o-mal-ak-o'-sis*). See *arteriomalacia*.

arteriometer (*ar-te-re-om'-et-er*) [*arteria*; μέτρον, measure]. An instrument for measuring the changes in the caliber of a pulsating artery.

arterionecrosis (*ar-te-re-o-ne-kro'-sis*) [*arteria*; *necrosis*]. Necrosis of an artery or arteries

arteriopalmus (*ar-te-re-o-pal'-mus*) [*arteria*; παλμός, palpitation]. Throbbing of the arteries.

arteriopathy (*ar-te-re-op'-a-the*) [*arteria*; πάθος, illness]. Any disease of an artery or of arteries.

arterioperissia, arterioperittia (*ar-te-re-o-per-is'-e-ah, -it'-e-ah*) [*arteria*; περισσός, excessive]. Abnormal or excessive arterial development. Syn., *perittarteria*; *perissoarteria*.

arteriophlebotomy (*ar-te-re-o-fle-bot'-o-me*) [*arteria*; φλέψ, a vein; τέμνειν, to cut]. Local bloodletting.

arteriopituitous (*ar-te-re-o-pit-ū'-it-us*) [*arteria*; *pituita*, mucus]. Applied to the blood-vessels of the nasal passages.

arterioplania (*ar-te-re-o-pla'-ne-ah*) [*arteria*; πλανᾶσθαι, to wander]. Deviation or tortuousness in the course of an artery.

arterioplasty (*ar-te'-re-o-plas-te*) [*arteria*; πλάσσειν, to form]. Matas' operation for aneurysm.

arterioplegmus (*ar-te-re-o-pleg'-mus*) [*arteria*; πλεγμα, anything twined or plaited]. Perplication. Syn., *arteriopleoce*.

arteriopressor (*ar-te-re-o-pres'-or*) [*arteria*; *pressor*]. Causing increase of blood-pressure in the arteries.

arteriorenal (*ar-te-re-o-re'-nal*) [*arteria*; *ren*, the kidney]. Pertaining to the renal blood-vessels.

arteriorrhagia (*ar-te-re-or-a'-je-ah*) [*arteria*; ῥήγνυναι, to break forth]. Arterial hemorrhage.

arteriorrhaphy (*ar-te-re-or'-af-e*) [*arteria*; ῥαφή, suture]. Suture of an artery.

arteriorrhexis (*ar-te-re-or-eks'-is*) [*arteria*; ῥῆξις, a bursting]. Rupture of an artery.

arteriosclerosis (*ar-te-re-o-skle-ro'-sis*) [*arteria*; σκληρός, hard]. A chronic inflammation of the arterial walls, especially of the intima.

arteriosclerotic (*ar-te-re-o-skle-rot'-ik*) [see *arteriosclerosis*] Pertaining to arteriosclerosis. **a. kidney**, one, the seat of chronic interstitial inflammation that affects, chiefly, the blood vessels.

arteriosity (*ar-te-re-os'-it-e*) [*arteria*]. The quality of being arterial.

arteriostenosis (*ar-te-re-o-ste-no'-sis*) [*arteria*; στενός, narrow]. The narrowing of the caliber of an artery in any part.

arteriosteogenesis (*ar-te-re-os-te-o-jen'-e-sis*) [*arteria*; ὀστέον, a bone; γένεσις, production]. Calcification of an artery.

arteriosteosis, arteriostosis (*ar-te-re-os-te-o'-sis, ar-te-re-os-to'-sis*). See *arteriosteogenesis*.

arteriostrepsis (*ar-te-re-o-strep'-sis*) [*arteria*; στρέψις, a twisting]. The twisting of an artery for the purpose of staying a hemorrhage.

arteriotome (*ar-te'-re-o-tōm*) [*arteria*; τέμνειν, to cut]. A knife for use in arteriotomy.

arteriotomy (*ar-te-re-ot'-o-me*) [*arteria*; τέμνειν, to cut] 1. The cutting or opening of an artery for the purpose of bloodletting. 2. Dissection or anatomy of the arteries.

arteriotrepsis (*ar-te-re-o-trep'-sis*) [*arteria*; στρέψις, torsion]. See *arteriostrepsis*.

arterious (*ar-te'-re-us*) [*arteria*]. Relating to the arteries; arterial.

arteriovenous (*ar-te-re-o-ve'-nus*) [*arteria*; *vena*, vein] Both arterial and venous; involving an artery and vein, as an *arteriovenous* aneurysm.

arterioversion (*ar-te-re-o-ver'-shun*) [*arteria*; *vertere*, to turn]. Weber's method of arresting hemorrhage by turning vessels inside out by means of an instrument called the arterioverter.

arterioverter (*ar-te-re-o-ver'-ter*). An instrument for performing arterioversion.

arteritis (*ar-te-ri'-tis*) [*arteria*, ιτις, inflammation]. Inflammation of an artery or of the external coat of an artery. **a. deformans.** See *endarteritis, chronic*. **a. obliterans.** See *endarteritis obliterans*. **a. syphilitica**, endarteritis deformans caused by syphilis. **a. umbilicalis**, septic inflammation of the umbilical arteries in the newborn.

artery (*ar'-ter-e*) [see *arteria*]. A vessel that conveys the blood from the heart See *table of arteries*. **a. constrictor.** An instrument for compressing an artery. An artery forceps.

arthragra (*ar-thra'-grah*) [*arthron*, ἄγρα, seizure]. Gout. **a. anomala**, gout in internal organs.

arthragrosis (*ar-thrag-ro'-sis*) [*arthron*; ἄγρα, seizure (pl., *arthragroses*)]. Gout. In the plural, gouty disorders affecting the skin.

arthral (*ar'-thral*) [*arthron*]. Articular; relating to an arthron.

arthralgia (*ar-thral'-je-ah*) [*arthron*; ἄλγος, pain]. Neuralgic pain in a joint. Syn., *arthroneuralgia*; *articular neuralgia*. **a. saturnina**, painful joints with rigidity and cramps in approximate muscles; it is symptomatic of plumbism

arthralgic (*ar-thral'-jik*) [see *arthralgia*]. Relating to arthralgia.

arthrectasia, arthrectasis (*ar-threk-ta'-ze-ah, ar-threk'-ta-sis*) [*arthron*; ἔκτασις, dilation]. Dilation of a joint-cavity.

arthrectomy (*ar-threk'-to-me*) [*arthron*; ἐκτομή, a cutting-out]. Excision of a joint.

arthredema, arthrœdema (*ar-thred-e'-mah*) [*arthron*; οἴδημα, a swelling, tumor]. Edema affecting a joint.

TABLE OF ARTERIES

Name	*Origin*	*Distribution*	*Branches*
Aberrant (from brachial or axillary)	Connect the brachial or axillary with the radial usually at times with the ulnar or interosseous		
Acromial	Acromio-thoracic	Deltoid muscle (in part) assists in the formation of the acromial rete	
Acromial	Suprascapular	Acromial rete	
Acromio thoracic (thoracic axis)	Second branch of first part of axillary	Shoulder arm upper anterior part of chest and mammary gland	Acromial humeral pectoral clavicular
Adipose	Thoracic aorta	Adipose tissue of heart	
Afferent	Interlobular of kidneys	Glomeruli	
Alar thoracic	Second part of axillary	Lymphatic glands in axilla	
Alveolar (gingival)	Posterior dental	The gums	
Anastomotic (of external plantar)	External plantar	Outer border of foot	Anastomoses with the tarsal and metatarsal branches of the dorsalis pedis
Anastomotic (of internal plantar)	Internal plantar	Inner side of foot	Anastomoses with internal tarsal branch of the dorsalis pedis
Anastomotic (of middle meningeal) also called *perforating*	Middle meningeal	Around greater wing of sphenoid	Anastomose with deep temporal
Anastomotic (of sciatic)	Sciatic	External rotator muscles of thigh	Assists in the formation of the crucial anastomosis
Anastomotica magna (of brachial)	Brachial	Elbow	Posterior and anterior
Anastomotica magna (of superficial femoral)	Superficial femoral (in Hunter's canal)	Knee	Superficial and deep
Angular	The termination of the facial	Lachrymal sac and lower part of orbicularis palpebrarum	Anastomoses with infraorbital
Anterior (of corpora quadrigemina)	Posterior cerebral	Anterior portion of corpora quadrigemina	
Anterior (of receptacle)	Internal carotid	Dura mater of cavernous sinus and adjacent parts	
Antral	Posterior dental	Antrum of Highmore	
Aorta abdominal	Thoracic aorta	Two common iliacs	Phrenic (right and left) celiac axis suprarenal or capsular (right and left) superior mesenteric lumbar (four pairs) renal (right and left) spermatic (right and left) inferior mesenteric right and left common iliac middle sacral
Aorta arch	Left ventricle of heart	Thoracic aorta	Two coronary innominate left common carotid left subclavian
Aorta primitive	That portion from the origin to the point at which the first branch is given off		
Aorta thoracic	Arch of aorta	Abdominal aorta	Two or three pericardiac three bronchial four or five esophageal twenty intercostal subcostal (or twelfth dorsal) diaphragmatic aberrans

TABLE OF ARTERIES.—(*Continued*)

Name	*Origin*	*Distribution*	*Branches*
Aortæ, primitive (*2*).	Cardiac (in the embryo)	Pass through the first visceral arch	Unite to form the dorsal.
Appendicular.	Ilio-colic.	Mesentery of vermiform appendix.	
Articular, middle (of knee).	Popliteal	Crucial ligaments and joint.	
Articular, superior external (of knee)	Popliteal	Crureus and knee	
Articular, superior, internal	Popliteal.	Knee	
Ascending.	External circumflex	Deep structures of gluteal region and hip-joint.	
Asternal	Internal mammary	Inner surface of costal cartilages	
Atrabiliary See *Capsular*.			
Auditory internal	Basilar	Internal ear	
Auricular	Occipital	Pinna and concha	
Auricular anterior, inferior.	Superficial temporal.	Auricle and external auditory meatus.	
Auricular, anterior, superior.	Superficial temporal	Auricle and external meatus	
Auricular, deep	Internal maxillary (first part).	Membrana tympani and skin of external auditory meatus.	
Auricular, left	Left coronary artery	Left auricle, pulmonary artery, and commencement of aorta	
Auricular, posterior	Fifth branch of external carotid	Back of auricle, scalp, and part of neck	Parotid, muscular, stylo-mastoid, anterior terminal or auricular, and posterior terminal or mastoid.
Auricular, right.	Right coronary artery	Right auricle, aorta, auricular septum	
Axillary.	Subclavian.	Brachial and seven branches.	Superior thoracic, acromio-thoracic, long thoracic, alar thoracic, subscapular, anterior and posterior circumflex.
Azygos (articular, of external plantar).	External plantar.	Articulations of tarsus.	
Azygos (articular, of internal plantar).	Internal plantar.	Articulations on inner side of foot	Anastomoses with branches of external plantar
Azygos (articular, of popliteal).	Popliteal	Knee.	
Azygos (articular, of sciatic).	Sciatic	Posterior part of capsule of hip-joint.	
Azygos (articular, of superior profunda)	Superior profunda	Elbow-joint, posterior part.	Anastomoses with anastomotica magna and interosseous recurrent.
Azygos (articular, of suprascapular)	Suprascapular	The acromio-clavicular and shoulder joints.	
Azygos (articular, of temporal).	Temporal	Temporo-maxillary joint	
Basilar.	By confluence of right and left vertebral.	Brain.	Transverse (or pontile), internal auditory anterior cerebellar, superior cerebellar, two posterior cerebral.
Bicipital (or ascending)	Anterior circumflex	Long tendon of biceps and shoulder-joint.	

TABLE OF ARTERIES —(*Continued*)

Name	*Origin*	*Distribution*	*Branches*
Brachial	Axillary	Arm and forearm	Superior and inferior profunda, anastomotica magna, nutrient, muscular radial and ulnar
Brachio-cephalic	See *Innominate*		
Bronchial (inferior)	Thoracic aorta	Bronchi and parenchyma of the lungs	
Bronchial (superior)	Arch of aorta	Bronchi	
Buccal	Facial	Muscles of cheek	Anastomoses with buccal branch of internal maxillary the transverse facial and infraorbital
Buccal	Internal maxillary	Buccinator muscle and mucous membrane of mouth	Anastomoses with the buccal branch of the facial the transverse facial and infraorbital
Buccal	Posterior dental	Buccinator muscle	
Of the bulb	First part of internal pudic	Erectile tissue of the bulb and the corpus spongiosum	
Calcanean external and internal	Peroneal	Over the os calcis and surrounding soft parts	
Calcanean inferior (of external plantar)	External plantar	Over inner surface of os calcis	Anastomoses with internal calcanean of peroneal
Calcanean middle	Posterior tibial	Os calcis	
Callosal	See *Calloso marginal*		
Calloso marginal	Anterior cerebral	Callosal and upper part of marginal convolutions	
Capsular (or atrabiliary)	Abdominal aorta	Suprarenal capsule	
Capsular	See *Perirenal*		
Cardiac	Gastric	Cardiac end of stomach	
Cardiac right See *Coronary right (of heart)*			
Carotid common	*Right side* innominate *left side* arch	External and internal carotid	External and internal carotid
Carotid external	Common carotid	Anterior part of neck face side of head integuments and dura mater	Ascending pharyngeal superior thyroid lingual facial occipital posterior auricular temporal internal maxillary
Carotid internal	Common carotid	Greater part of brain the orbit, internal ear forehead and nose	Tympanic vidian arteria receptaculi pituitary gasserian meningeal ophthalmic posterior communicating anterior choroid anterior cerebral middle cerebral
Carotid primitive See *Carotid common*			
Carotid superficial See *Carotid external*			
Carpal	Radial	Branches to lower end of radius wrist and carpal joints	Enters into formation of anterior carpal rete
Carpal	Ulnar	Carpus	Enters into formation of the posterior carpal rete
Caudate	Middle cerebral	Head of caudate nucleus	
Caval	Right phrenic	Vena cava	

TABLE OF ARTERIES.—(*Continued*)

Name	*Origin*	*Distribution*	*Branches*
Cecal, anterior.	Inferior mesenteric	Anterior surface of cecum.	
Cecal, posterior.	Posterior mesenteric.	Posterior part of cecum.	
Celiac.	Abdominal aorta.	Stomach, duodenum, spleen, pancreas, liver and gall-bladder.	Gastric, hepatic, splenic
Central (of retina).	Ophthalmic.	Retina.	
Central, of Zinn See *Central (of retina).*			
Cerebellar, anterior.	Basilar.	Anterior inferior surface of cerebellum	
Cerebellar, inferior.	Vertebral.	Vermiform process, and cortex of cerebellum.	Inferior vermiform and the hemispheral.
Cerebellar, superior	Basilar.	Superior vermiform process and circumference of cerebellum	Superior vermiform and hemispheral
Cerebral, anterior.	Internal carotid	Anterior portion of cerebrum.	Anterior communicating, ganglionic (or central), commissural, hemispheral (or cortical)
Cerebral, inferior.	See *Cerebral, posterior*		
Cerebral, middle.	Internal carotid.	Middle portion of cerebrum	Ganglionic (or central), hemispheral (or cortical).
Cerebral, posterior	Basilar.	Temporo-sphenoidal and occipital lobes	Ganglionic (or central), and hemispheral (or cortical)
Cervical.	Uterine.	Cervix uteri	
Cervical, anterior See *Thyroid, anterior.*			
Cervical, ascending.	Inferior thyroid.	Deep muscles of neck and spinal canal.	Muscular, spinal and phrenic.
Cervical, deep	Superior intercostal.	Deep muscles of neck and spinal canal	Muscular, anastomotic, vertebral (or spinal)
Cervical, descending.	Deep cervical.	Tissues of neck.	
Cervical, superficial.	Transverse cervical.	Trapezius, levator anguli scapulæ, splenius muscles and posterior chain of lymphatic glands	
Cervical, transverse (transversalis colli).	Thyroid axis.	Posterior cervical and scapular regions.	Posterior scapular and superficial cervical
Chiasmic.	Anterior cerebral.	First portion of optic nerve.	
Choroid, anterior.	Internal carotid.	Hippocampus major and corpus fimbriatum.	
Choroid, posterior.	Posterior cerebral.	Velum interpositum and joins the choroid plexus.	
Ciliary, short and long, posterior and anterior	Ophthalmic.	The eye.	
Circular, of uterus.	Uterine	Cervix uteri.	
Circumflex, anterior (of axillary).	Axillary.	Pectoralis major, biceps, and shoulder-joint	Bicipital and pectoral.
Circumflex, external.	Profunda femoris.	Muscles of thigh.	Ascending, transverse, and descending.
Circumflex iliac, deep.	External iliac.	Upper part of thigh and lower par of abdomen	Muscular and cutaneous.
Circumflex iliac, superficial.	Common femoral.	Iliacus and sartorius muscles, inguinal glands, and skin of thigh.	

TABLE OF ARTERIES —(*Continued*)

Name	*Origin*	*Distribution*	*Branches*
Circumflex, internal.	Profunda femoris.	Muscles of thigh.	
Circumflex, posterior (of axillary).	Axillary.	Deltoid, teres minor, triceps, and shoulder-joint.	Nutrient, articular, acromial, muscular.
Clavicular.	Acromio-thoracic.	Subclavius muscle.	
Of the clitoris, cavernous.	Internal pudic (in the female).	Corpus cavernosum of clitoris.	
Of the clitoris, profunda.	See *A., of the clitoris (cavernous).*		
Coccygeal.	Sciatic.	Integument over lower part of sacrum and coccyx	
Cochlear.	Internal auditory.	Cochlea.	
Colic, left.	Inferior mesenteric.	Colon, descending.	
Colic, middle.	Superior mesenteric.	Transverse colon.	
Colic, right	Superior mesenteric.	Colon, ascending.	
Colic, transverse	Colic, middle.	Transverse colon.	
Comes nervi phrenici See *Phrenic, superior.*			
Commissural	Anterior cerebral	Callosum.	
Communicating	Dorsalis pedis.	Enters into formation of plantar arch	The fifth plantar digital, or princeps hallucis.
Communicating	Occipital.	Muscles of posterior part of neck	Anastomoses with branches of the vertebral.
Communicating (or perforating).	Deep palmar arch	Join proximal ends of metacarpal and second and third dorsal interosseous arteries.	
Communicating.	Peroneal.	Anastomoses with communicating branch of posterior tibial	
Communicating.	Posterior tibial.	Anastomoses with communicating of peroneal.	
Communicating, anterior.	Anterior cerebral	Assists in formation of anterior boundary of circle of Willis; sends branches to caudate nucleus.	
Communicating, posterior.	Posterior carotid.	Enters into formation of circle of Willis; uncinate convolution and optic thalamus.	Uncinate, middle thalamic.
Coronary. See *Gastric.*			
Coronary, inferior.	Facial.	Lower lip.	
Coronary, left.	Left anterior sinus of Valsalva.	Heart.	Left auricular, anterior interventricular, left marginal, terminal.
Coronary, right.	Right anterior sinus of Valsalva.	Heart.	Right auricular, preventricular, right marginal, posterior interventricular, transverse.
Coronary, right, of stomach. See *Pyloric.*			
Coronary, superior.	Facial.	Upper lip.	Arteria septum narium.
Of the corpus cavernosum	Dorsal artery of the penis.	Corpus cavernosum.	

TABLE OF ARTERIES.—(*Continued*)

Name	*Origin*	*Distribution*	*Branches*
Costo-cervical.	That part of superior intercostal between its origin and first branch.		
Cremasteric.	Deep epigastric.	Cremaster muscle.	
Cremasteric.	Spermatic.	Cremaster muscle.	Anastomoses with cremasteric from deep epigastric.
Cremasteric. See *Spermatic, external.*			
Crico-thyroid.	See *Laryngeal, inferior.*		
Crural, see *Femoral.*			
Cubital, see *Ulnar.*			
Cubital recurrent, anterior See *Ulnar recurrent, anterior.*			
Cubital recurrent, posterior. See *Ulnar recurrent, posterior.*			
Cystic.	Hepatic.	Gall-bladder.	
Deferential.	Superior vesical.	Vas deferens.	
Dental, anterior.	Infraorbital.	Incisor and canine teeth, and mucous membrane of antrum.	
Dental, inferior.	See *Mandibular.*		
Dental, posterior (or alveolar)	Internal maxillary.	Antrum, teeth, gums, and cheek.	Antral, dental, alveolar, buccal.
Dental, superior.	Posterior dental.	Molar and bicuspid teeth of superior maxilla.	
Descending	External circumflex	Muscles of thigh	
Descending, superficial	External carotid.	Neck.	
Diaphragmatic.	Thoracic aorta.	Diaphragm.	
Digital.	External plantar.	Outer side of the 2d and 3d, 4th and 5th toes.	
Digital, palmar.	Superficial palmar arch.	Both sides of little, ring, and middle finger and ulnar side of index finger.	
Digital, plantar. See *Communicating, of dorsalis pedis.*			
Digital, superficial.	Internal plantar	Toes.	
Diploic.	Supraorbital.	Diploë of frontal sinuses	
Dorsal.	Intercostal.	Spine and muscles of throat.	Spinal and muscular.
Dorsal.	Lumbar.	Muscles of back.	
Dorsal, interosseous.	Radial.	Contiguous of 2d, 3d, 4th, and 5th toes	
Dorsal (of penis).	Termination of pudic.	Penis.	
Dorsal (scapular).	Subscapular.	Muscles of scapula and shoulder-joint.	Infrascapular.
Dorsal of tongue.	Lingual.	Dorsum of tongue, tonsils, and epiglottis.	

TABLE OF ARTERIES.—(*Continued*)

Name	*Origin*	*Distribution*	*Branches*
Dorsal (12th). See *Subcostal.*			
Dorsalis hallucis.	Continuation of dorsalis pedis.	Great and second toe.	
Dorsalis indicis.	Radial.	Index finger.	
Dorsalis linguæ.	Lingual.	Mucous membrane of tongue, pillars of fauces and tonsils.	
Dorsalis pedis.	Continuation of anterior tibial.	Assists to form plantar arch.	Tarsal, metatarsal, dorsalis hallucis, communicating.
Dorsalis pollicis.	Radial.	Thumb.	
Dorso-scapular.	See *Scapular, superior.*		
Duodenal, superior, right. See *Pancreatico-duodenal, superior.*			
Duodeno-gastric.	See *Gastro-duodenal.*		
Dural.	See *Meningeal.*		
Emulgent.	See *Renal.*		
Epicondyloid. See *Ulnar.*			
Epididymal.	Spermatic.	Epididymis.	
Epigastric, deep (or inferior).	External iliac.	Abdominal wall.	Cremasteric, pubic, muscular, cutaneous, terminal.
Epigastric, superficial.	Common femoral.	Inguinal glands, skin, superficial fascia, and abdominal wall.	
Epigastric, superior.	Internal mammary.	Abdominal wall and diaphragm, liver and peritoneum.	Phrenic, xiphoid, cutaneous, muscular, hepatic and peritoneal.
Epiploic.	Right and left gastro-epiploic.	Omentum.	
Epiploic See *Omental.*			
Esophageal.	Gastric.	Esophagus.	
Esophageal.	Inferior thyroid.	Esophagus.	
Esophageal.	Left phrenic.	Esophagus.	
Esophageal (4 or 5).	Thoracic aorta.	Esophagus.	
Esophageal, inferior.	Coronary (of stomach)	Esophagus.	
Ethmoidal, anterior.	Ophthalmic.	Part of anterior portion of brain, nose, frontal sinuses and skin of face.	Ethmoidal, meningeal, nasal, frontal, cutaneous.
Ethmoidal, posterior.	Ophthalmic.	Posterior ethmoidal cells, dura mater, nose.	Ethmoidal, meningeal, nasal.
Eustachian.	Pterygo-palatine.	Eustachian tube.	
Facial.	Third branch external carotid.	Pharynx and face.	Ascending, or inferior palatine, tonsillar, glandular, muscular, submental, masseteric, buccal, inferior labial, inferior and superior coronary, lateralis nasi, angular.
Facial, transverse.	Temporal.	Parotid gland, masseter muscle, skin of face.	

TABLE OF ARTERIES.—(*Continued*)

Name	*Origin*	*Distribution*	*Branches*
Fallopian.	Ovarian.	Isthmus, ampulla and fimbriated extremity of fallopian tube.	
Femoral, common.	Continuation of external iliac.	Lower part of abdominal wall, upper part of thigh and genitalia.	Superficial epigastric, superficial circumflex iliac, superficial external pudic, deep external pudic, profunda.
Femoral, deep. See *Femoral, profunda.*			
Femoral, profunda.	Common femoral.	Muscles of thigh	External circumflex, internal circumflex and three perforating.
Femoral, superficial.	Continuation of common femoral.	Muscles of thigh and knee-joint	Muscular, saphenous, anastomotica magna.
Fibular, superior.	Anterior or posterior tibial or popliteal.	Soleus and peroneus tertius muscles and integument.	
Of the frenum linguæ.	Sublingual.	Frenum of tongue.	
Frontal, anterior.	Anterior cerebral.	Inferior frontal convolutions.	
Frontal, ascending.	Middle cerebral.	Lower part of ascending frontal convolution	
Frontal, internal.	Anterior cerebral.	Inferior frontal convolutions.	
Frontal, middle.	See *Medifrontal.*		
Funicular.	Superior vesical.	Round ligament.	
Gasserian.	Internal carotid.	Gasserian ganglion.	
Gasserian.	Middle meningeal.	Gasserian ganglion, and Meckel's space	
Gastric (or coronary).	Celiac axis.	Stomach, liver, and esophagus.	Esophageal, cardiac, gastric, and hepatic
Gastric, right. See *Gastro-epiploic, right.*			
Gastro-duodenal.	Hepatic.	Stomach and duodenum.	Right gastro-epiploic and superior pancreatico-duodenal.
Gastro-epiploic, left.	Splenic.	Stomach and omentum.	
Gastro-epiploic, right.	Gastro-duodenal.	Stomach and omentum.	
Gastro-hepatic.	See *Coronary, of stomach.*		
Geniculate	Posterior cerebral	Geniculate convolution.	
Genital.	See *Pudic, internal.*		
Gingival. See *Alveolar.*			
Glandular.	Facial.	Submaxillary gland.	
Glaserian (or tympanic).	Internal maxillary	Lining membrane of tympanum and laxator tympani muscle.	
Gluteal.	Internal iliac, posterior division	Pelvic and glutei muscles, etc.	Muscular, superficial and deep.
Gluteal, deep.	Gluteal.	Deep muscles of posterior gluteal region.	
Gluteal, inferior.	Sciatic.	Gluteus maximus.	
Gluteal, superficial.	Gluteal.	Gluteus maximus and integument over sacrum.	
Gluteal, superior.	Deep gluteal.	Muscles adjacent.	

TABLE OF ARTERIES.—(*Continued*)

Name	*Origin*	*Distribution*	*Branches*
Gustatory (or lingual).	Inferior dental.	Lingual nerve.	
Guttural, superior. See *Thyroid, superior.*			
Gutturo-maxillary. See *Maxillary, internal.*			
Helicine.		The arteries found in cavernous tissue, as in the uterus, ovary, etc.	
Hemispheral.	Inferior cerebellar.	Cortex of cerebellum.	
Hemispheral.	Superior cerebellar.	Cortex of cerebellum.	
Hemorrhoidal inferior (or external).	Pudic	Sphincter muscle, levator ani.	
Hemorrhoidal, internal. See *Hemorrhoidal, superior.*			
Hemorrhoidal, middle (rectal, middle).	Internal iliac, anterior division.	Middle part of rectum.	
Hemorrhoidal, superior.	Inferior mesenteric.	Upper part of rectum.	
Hepatic.	Celiac axis.	Liver, pancreas, part of duodenum, and stomach.	Pancreatic, sub-pyloric, gastro-duodenal, right and left terminal.
Hepatic.	Gastric.	Left lobe of liver.	
Hepatic.	Right phrenic.	Liver	
Hepatic.	Superior epigastric.	Liver	
Hepatic, right.	Hepatic.	Liver substance.	Cystic
Humeral. See *Brachial.*			
Humeral, thoracic.	Acromio-thoracic.	Pectoralis major, deltoid and adjacent integuments.	Anastomoses with anterior and posterior circumflex.
Humeral, transverse See *Suprascapular.*			
Hyaloid. Central artery of retina	Crystalline lens.		
Hyoid. See *Infra-hyoid* and *Supra-hyoid.*			
Hypogastric	Continuation of anterior branch of internal iliac.	Vesical branches, impervious in the adult.	
Ileo-colic.	Superior mesenteric.	Cecum and adjacent bowel.	
Iliac	Ilio-lumbar.	Iliac fossa and ilium.	
Iliac.	Obturator.	Ilium.	
Iliac, circumflex deep. See *Circumflex iliac, deep.*			
Iliac, circumflex, superficial.	See *Circumflex iliac, superficial.*		
Iliac, common.	Terminal branch of abdominal aorta.	Peritoneum, subperitoneal fat, ureter, and terminates in external and internal iliac.	Peritoneal, subperitoneal, ureteric, external and internal iliac.

TABLE OF ARTERIES.—*(Continued)*

Name	*Origin*	*Distribution*	*Branches*
Iliac, external.	Common iliac.	Lower limb.	Deep epigastric, deep circumflex iliac, muscular, and continues as femoral.
Iliac, external, small. See *Circumflex iliac, external*			
Iliac, internal.	Common iliac.	Pelvic and generative organs, and inner side of thigh.	Anterior and posterior trunk.
Iliac, internal, anterior trunk.	Internal iliac.	Pelvic and generative organs and thigh.	Hypogastric, superior middle and vesical, middle hemorrhoidal, uterine, vaginal, obturator, sciatic, internal pudic.
Iliac, internal, posterior trunk.	Internal iliac.	Muscles of hip and sacrum.	Ilio-lumbar, lateral sacral and gluteal.
Iliac, primary. See *Iliac, common*			
Iliac, primitive See *Iliac, common.*			
Ilio-lumbar	Internal iliac, posterior trunk.	Muscles of pelvis and pelvic bones	Iliac and lumbar.
Incisive	Mandibular.	Incisor teeth	
Infracostal, labial.	Internal mammary.	Ribs.	
Infrahyoid.	Superior thyroid.	Infrahyoid bursa and thyro-hyoid muscle.	
Infraorbital.	Internal maxillary.	Upper lip, lower eye-lid, lachrymal sac, side of nose.	Orbital, anterior dental, nasal.
Infrascapular.	Dorsal scapular.	Subscapularis, scapula, and shoulder-joint.	
Infraspinous.	Posterior scapular.	Infraspinous fossa	
Infraspinous	Suprascapular.	Infraspinous fossa	
Innominate.	Arch of aorta.	Right side of head and right arm.	Right common carotid, right subclavian, occasionally thyroidea ima.
Intercostal, anterior.	Internal mammary.	Intercostal muscles, ribs (upper 5 or 6), and pectoralis major.	
Intercostal, anterior.	Musculo-phrenic.	Lower 5 or 6 intercostal spaces.	
Intercostal, aortic 10 pairs	Thoracic aorta.	Lower intercostal spaces.	Dorsal, intercostal collateral, pleural, muscular, lateral cutaneous, mammary glandular.
Intercostal, first.	Superior intercostal	First intercostal space.	
Intercostal, superior.	Subclavian.	Neck and upper part of thorax.	Deep cervical, first intercostal, arteria aberrans.
Interlobular (of kidney).	Renal.	Malpighian bodies and uriniferous tubules	
Interosseous, anterior	Interosseous (common).	Muscles of forearm.	
Interosseous, common	Ulnar.	Interosseous membrane and deep muscles of the forearm	Anterior and posterior interosseous.
Interosseous, dorsal (3).	Metatarsal.	Contiguous sides of 2d and 3d, and 4th and 5th toes.	
Interosseous, dorsal.	Posterior radial carpal.	Dorsal aspect of fingers.	

TABLE OF ARTERIES —(*Continued*)

Name	*Origin*	*Distribution*	*Branches*
Interosseous, palmar (3).	Deep palmar arch.	Interosseous muscles, bones, and 2d, 3d, and 4th lumbricales.	
Interosseous, plantar.	Plantar arch.	Toes.	
Interosseous, posterior (forearm).	Common interosseous	Muscles, back of forearm.	Posterior interosseous recurrent.
Interosseous, posterior, recurrent. See *Radial recurrent, posterior.*			
Interosseous, recurrent.	Interosseous, posterior.	Elbow-joint.	
Interpeduncular.	Posterior cerebral.	Posterior perforated space and lower part of peduncles.	
Interventricular, anterior.	Left coronary.	Both ventricles and interventricular septum.	
Interventricular, posterior.	Right coronary.	Both ventricles and interventricular septum.	
Intestinal (vasa intestini tenuis), 12 to 16	Superior mesenteric.	Mesentery.	
Ischiadic See *Gluteal, inferior*			
Labial, inferior.	Facial.	Muscles and integuments of lower lip	
Labial, superior	See *Coronary, superior.*		
Lachrymal (or orbital).	Middle meningeal.	Orbit.	
Lachrymal.	Nasal	Lachrymal sac	
Lachrymal.	Ophthalmic.	Lachrymal gland, muscles of eye and cheek, and upper and lower eye-lids.	Recurrent lachrymal, muscular, palpebral, malar, ciliary.
Lachrymal, recurrent.	Lachrymal.	Lachrymal sac.	
Laryngeal, inferior.	Inferior thyroid.	Larynx	
Laryngeal, inferior (or crico-thyroid)	Superior thyroid.	Crico-thyroid membrane and larynx.	
Laryngeal, internal See *Laryngeal, superior.*			
Laryngeal, superior.	Superior thyroid.	Intrinsic muscles and mucous membrane of larynx.	
Lenticular.	Middle cerebral.	Lenticular nucleus.	
Lenticulo-optic.	Middle cerebral	Posterior part internal capsule and anterior part of optic thalamus.	
Lenticulo-striate.	Middle cerebral.	Lenticular and caudate nuclei.	
Lenticulo-thalamic.	Posterior cerebral	Posterior extremity of lenticular nucleus and the thalamus	
Ligamentous.	Ovarian.	Round ligament.	
Lingual. See *Gustatory.*			
Lingual.	External carotid.	Tongue	Hyoid, dorsalis linguæ, sublingual, ranine.
Lingual	Mandibular.	Lingual nerve.	

TABLE OF ARTERIES.—*(Continued)*

Name	*Origin*	*Distribution*	*Branches*
Lumbar (4 pairs).	Abdominal aorta.	Bodies and ligaments of vertebræ. lumbar muscles, and capsules of kidneys.	Vertebral, muscular, dorsal, renal.
Lumbar.	Ilio-lumbar.	Psoas muscle, quadratus lumborum, and spinal canal.	
Malar.	Lachrymal.	Temporal fossa.	
Malleolar, external.	Anterior tibial.	External portion of ankle.	
Malleolar, internal.	Anterior tibial.	Internal portion of ankle	
Malleolar, internal.	Posterior tibial.	Internal malleolus.	
Mammary, external. See *Thoracic, long.*			
Mammary glandular.	Dorsal branch of aortic intercostal	Mammary gland.	
Mammary, internal.	Subclavian.	Structures of thorax.	Superior phrenic, mediastinal (or thymic), pericardiac, sternal, anterior intercostals, perforating, lateral infracostal, superior epigastric.
Mandibular	Internal maxillary.	Teeth of lower jaw.	Incisive and mental.
Marginal.	Left coronary.	Walls of ventricle.	
Marginal.	Right coronary.	Right ventricle	
Margino-frontal.	Anterior cerebral.	Marginal and frontal convolutions.	
Masseteric.	Facial.	Masseter	
Masseteric	Internal maxillary.	Masseter.	
Masseteric	Temporal.	Masseter	
Mastoid.	Occipital.	Dura, diploë, walls of lateral sinus, mastoid cells.	
Mastoid.	Posterior auricular.	Occipito-frontalis muscle (posterior belly).	
Mastoid.	Stylo-mastoid.	Mastoid cells and mastoid antrum.	
Mastoid, middle See *Sterno-mastoid.*			
Maxillary, external. See *Facial*			
Maxillary, inferior See *Dental, inferior.*			
Maxillary, internal (maxillary group).	External carotid.	Structures indicated by names of branches.	Deep auricular, tympanic, middle meningeal, mandibular, small meningeal.
Maxillary, internal (pterygoid group)	External carotid.	Structures indicated by names of branches.	Masseteric, posterior deep temporal, internal and external pterygoid, buccal, anterior deep temporal.
Maxillary, internal (spheno-maxillary group).	External carotid.	Structures indicated by names of branches.	Posterior dental (or alveolar), infraorbital, posterior (or descending) palatine, vidian, pterygo-palatine, nasal, or spheno-palatine.
Meatal.	Stylo-mastoid.	External auditory meatus.	
Median (arteria comes nervi mediani).	Anterior interosseous.	Median nerve and superficial palmar arch.	

TABLE OF ARTERIES.—(*Continued*)

Name	*Origin*	*Distribution*	*Branches*
Median anterior (of spinal cord).	Formed by union of the anterior spinal arteries.	Spinal cord.	
Mediastinal, anterior (or thymic).	Internal mammary.	Connective tissue, fat and lymphatics, in superior and anterior mediastina, thymus gland.	
Mediastinal, posterior (several).	Thoracic aorta.	Glands and loose areolar tissue in mediastinum.	
Medicerebellar.	Cerebellar, anterior, inferior.	Middle cerebellar crus.	
Medicerebral. See *Cerebral, middle.*			
Medichoroid.	See *Choroid, posterior.*		
Medidural. See *Meningeal, middle.*			
Medifrontal.	Anterior cerebral.	Callosal convolution and paracentral lobule.	
Medioptic (or median quadrigeminal).	Posterior cerebral.	Crus cerebri and optic lobes.	
Medullary.	Peroneal.	Fibula.	
Medullary.	Posterior tibial.	Tibia.	Ascending and descending.
Medullary.	Renal.	Malpighian pyramids	
Meningeal.	Ascending pharyngeal.	Membranes of brain.	
Meningeal	Posterior ethmoidal.	Dura mater.	
Meningeal, anterior.	Internal carotid.	Dura mater	
Meningeal, inferior. See *Meningeal (of ascending pharyngeal).*			
Meningeal, middle or great.	Internal maxillary	Cranium and dura mater	Anterior and posterior
Meningeal, posterior	Occipital	Dura mater.	
Meningeal, posterior.	Vertebral.	Dura mater.	
Meningeal, small.	Internal maxillary.	Gasserian ganglion, walls of cavernous sinus and dura mater.	
Mental.	Facial.	Muscles of chin and lower lip.	
Mental.	Mandibular	Muscles of chin and under lip	Lingual and mylo-hyoidean.
Mesenteric accedens, præcipua. See *Mesenteric, superior.*			
Mesenteric, inferior.	Abdominal aorta.	Lower half of large intestine.	Left colic, sigmoid, superior hemorrhoidal.
Mesenteric, middle.	Common iliac (occasional branch).	Transverse and descending colon	
Mesenteric, superior.	Abdominal aorta.	Whole of small intestine and upper half of large.	Inferior pancreatico-duodenal, middle right and ilio-colic, vasa intestina tenuis.
Meso-lobar. See *Cerebral, anterior.*			
Metacarpal (1st dorsal interosseous).	Radial.	Sides of fingers on dorsal aspect	

TABLE OF ARTERIES —(*Continued*)

Name	*Origin*	*Distribution*	*Branches*
Metatarsal.	Dorsalis pedis.	Toes.	Third dorsal interosseous.
Middle (of corpora quadrigemina).	Posterior cerebral.	Space between the corpora quadrigemina.	
Muscular, deep. See *Femoral, deep*			
Musculo-phrenic.	Internal mammary.	Diaphragm, fifth or sixth lower intercostal spaces, oblique muscles of abdomen.	Phrenic, anterior intercostals, muscular.
Mylo-hyoidean	Mental	Mylo-hyoid muscle.	
Nasal.	Infraorbital.	Nose	
Nasal	Ophthalmic.	Lachrymal sac and integuments of nose	Lachrymal, and transverse nasal.
Nasal.	Spheno-palatine.	Turbinated bones, lateral walls of nose, ethmoidal and frontal sinuses and lining membrane of antrum	
Nasal, anterior.	Anterior ethmoidal.	Nose	
Nasal, lateral.	Facial.	Integuments, muscles and cartilage of nose.	
Nasal, middle. See *Nasal, anterior.*			
Nasal, transverse.	Nasal.	Integuments of nose.	
Naso-palatine. See *Spheno-palatine.*			
Navel. See *Umbilical*			
Neubauer's.	See *Thyroid, deep.*		
Nutrient.	Brachial.	Humerus	
Nutrient.	Interosseous, anterior.	Radius.	
Nutrient	Interosseous, anterior	Ulna.	
Nutrient	Middle perforating branch of profunda femoris.	Femur.	
Nutrient.	Obturator.	Ilium.	
Nutrient (of peroneal). See *Medullary*			
Nutrient.	Posterior tibial.	Tibia	
Nutrient.	Suprascapular.	Clavicle.	
Obturator.	Anterior division, internal iliac.	Pelvis and thigh.	Iliac (or nutrient), vesical, pubic, external and internal pelvic.
Obturator, external.	Obturator.	Muscles about obturator foramen	
Obturator, internal.	Obturator.	Muscles about obturator foramen.	
Occipital.	Fourth branch of external carotid.	Muscles of neck, and scalp.	Sterno-mastoid, posterior, meningeal, auricular, mastoid, princeps cervicis, communicating, muscular, terminal.
Occipito-meningeal.	Vertebral.	Dura mater.	
Omental (or epiploic).	Hepatic.	Omentum.	

TABLE OF ARTERIES.—(*Continued*)

Name	*Origin*	*Distribution*	*Branches*
Omphalo-mesenteric.	Primitive aorta.	Subsequently becomes the umbilical	
Ophthalmic.	Internal carotid.	The eye, adjacent structures, portion of face.	Lachrymal, supraorbital, central artery of retina, muscular, ciliary, posterior and anterior ethmoidal, palpebral, frontal nasal.
Optic, internal and anterior.	Posterior communicating.	Optic thalamus.	
Optic, posterior, internal	Posterior communicating or posterior cerebral	Optic thalamus.	
Orbital. See *Lachrymal.*			
Orbital (three or four).	Anterior cerebral.	First frontal convolution and olfactory bulb.	
Orbital.	Infraorbital.	Fat of orbit; inferior rectus and inferior oblique muscles.	
Orbital.	Temporal.	Orbicularis palpebrarum and orbit.	
Orbito-frontal.	Middle cerebral	Inferior frontal convolutions.	
Ovarian	Abdominal aorta.	Ovary, ureter, fallopian tube, uterus	Ureteral, fallopian, uterine, ligamentous.
Palatine.	Ascending pharyngeal	Soft palate and its muscles.	
Palatine, ascending (or inferior).	First branch of facial.	Upper part of pharynx, palate and tonsils.	Palatine, tonsillar.
Palatine, descending.	Internal maxillary.	To soft and hard palate	Anterior and posterior.
Palatine, inferior. See *Palatine, ascending*			
Palatine, posterior or descending.	Internal maxillary.	Hard palate	Anterior and posterior.
Palatine, superior. See *Palatine descending.*			
Palato-maxillary.	See *Palatine, descending*		
Palmar, digital See *Digital, palmar.*			
Palmar, interosseous. See *Interosseous, palmar.*			
Palmar arch, deep.	Radial and communicating of ulna.	Palm and fingers.	Princeps pollicis, radialis indicis, palmar interosseous (3), recurrent carpal, posterior perforating.
Palmar arch, superficial.	Ulnar and superficialis volæ.	Palm and fingers.	Digital (4), muscular, cutaneous.
Palpebral.	Lachrymal.	Eye-lids and conjunctivæ.	
Palpebral.	Supraorbital.	Upper eye-lid.	
Palpebral, external.	Ophthalmic.	Eye-lid.	
Palpebral, inferior.	Ophthalmic.	Conjunctiva, lachrymal sac, caruncle and lower lid.	
Palpebral, superior.	Ophthalmic.	Upper eye-lid.	
Pancreatic.	Hepatic.	Pancreas.	

TABLE OF ARTERIES —(*Continued*)

Name	*Origin*	*Distribution*	*Branches*
Pancreatic.	Splenic.	Pancreas.	
Pancreatico-duodenal, inferior.	Superior mesenteric.	Pancreas and duodenum.	
Pancreatico-duodenal, superior.	Gastro-duodenal.	Duodenum and pancreas.	
Parietal.	Middle cerebral	Inferior and ascending parietal convolutions.	
Parietal, anterior.	Middle cerebral	Second frontal convolution.	
Parietal, ascending.	Middle cerebral.	Ascending parietal convolution and superior parietal lobule.	
Parieto-sphenoidal.	Middle cerebral.	Inferior parietal lobule, angular gyrus, cortex of sphenoidal lobe.	
Parieto-temporal	Middle cerebral.	Convolutions around posterior limb of fissure of Sylvius.	
Parotid.	Posterior auricular.	Parotid gland.	
Parotid.	Temporal	Parotid gland	
Parvidural See *Meningeal, small.*			
Pectoral.	Acromio-thoracic.	Pectoral muscles and mammary gland	
Pectoral	Anterior circumflex	Pectoralis major	
Pedal. See *Dorsal of foot.*			
Peduncular, anterior	Posterior cerebral	Internal surface of peduncle.	
Peduncular, external.	Posterior, communicating.	Peduncles of the cerebellum	
Peduncular, internal	Posterior cerebral.	Internal surface of peduncle.	
Of the penis, perforating See *A., of the corpus cavernosum.*			
Perforans stapedis branch of internal (carotid or stylo-mastoid).	Tympanum.	No branches.	
Perforating (or posterior communicating), (3).	Deep palmar arch.	Interosseous spaces.	
Perforating.	Middle meningeal.	Sphenoid.	
Perforating.	Profunda femoris.	Hamstring muscles	
Perforating.	Spheno-palatine.	Ethmoidal cells.	Anastomoses with ethmoidal arteries
Perforating.	Submental.	Mylo-hyoid	
Perforating, anterior (5 or 6).	Internal mammary.	Pectoralis major and integument, and mammary gland	
Perforating, posterior.	External plantar.	Dorsal interosseous muscles.	
Pericardiac.	Internal mammary.	Anterior surface of pericardium.	
Pericardiac.	Right and left phrenic.	Pericardium.	
Pericardiac.	Thoracic aorta.	Pericardium.	
Pericephalic. See *Carotid, external.*			

TABLE OF ARTERIES.—(*Continued*)

Name	*Origin*	*Distribution*	*Branches*
Perineal, superficial.	Pudic.	Muscles of perineum and integuments of scrotum.	Transverse perineal.
Perineal, transverse.	Perineal, superficial.	Muscles and integuments of perineum.	
Perirenal (or capsular)	Renal.	Capsule of kidney and perirenal fat	
Peritoneal.	Iliac, common.	Peritoneum.	
Peritoneal.	Superior epigastric	Peritoneum.	
Peroneal	Posterior tibial.	Muscles and integument of leg and foot.	Anterior peroneal, muscular, medullary, communicating, cutaneous, external calcanean terminal (or posterior peroneal).
Peroneal, anterior	Peroneal	Peroneus tertius and inferior tibio-fibular joint	
Peroneal, posterior.	Peroneal	External malleolus and heel.	
Petrosal.	Middle meningeal.	Tympanum.	
Pharyngeal	Pterygo-palatine.	Roof of pharynx	
Pharyngeal.	Spheno-palatine.	Roof and contiguous portions of pharynx	
Pharyngeal.	Vidian	Roof of pharynx.	
Pharyngeal, ascending	First branch external carotid.	Pharynx, soft palate, tympanum, posterior part of neck, and membranes of brain	Prevertebral, pharyngeal palatine, tympanic, meningeal.
Pharyngeal, descending.	Spheno-palatine	Roof of mouth and of pharynx.	
Pharyngeal, inferior See *Pharyngeal, ascending.*			
Pharyngeal, superior See *Pterygo-palatine*			
Phrenic	Ascending cervical.	Phrenic nerve	
Phrenic	Musculo-phrenic.	Diaphragm.	
Phrenic	Superior epigastric.	Diaphragm	
Phrenic, inferior, left	Aorta, abdominal.	Diaphragm and structures indicated by names of branches	Esophageal, left superior suprarenal, splenic, pericardiac, terminal.
Phrenic, inferior right.	Aorta, abdominal.	Diaphragm and structures indicated by names of branches.	Right superior suprarenal, caval, hepatic, pericardiac, and terminal.
Phrenic, superior (or comes nervi phrenici).	Internal mammary.	Pleura, pericardium and diaphragm	
Pituitary.	Internal carotid	Pituitary body.	
Plantar arch.	External plantar artery.	Anterior part of foot and toes.	Articular and plantar digital.
Plantar, deep	Metatarsal.	Assists in formation of plantar arch	
Plantar, digital (4).	Plantar arch.	Third, fourth, and fifth toes, and outer side of second.	
Plantar, external.	External, tibial.	Sole and toes.	Muscular, calcaneal, cutaneous, anastomotic, posterior perforating, plantar arch.

TABLE OF ARTERIES.—(*Continued*)

Name	*Origin*	*Distribution*	*Branches*
Plantar, internal.	Posterior tibial.	Inner side of foot.	Muscular, cutaneous, articular, anastomotic, superficial digital
Plantar, interosseous See *Interosseous, plantar.*			
Plantar, metatarsal. See *Interosseous, plantar.*			
Plantar, pollicar	Anterior tibial, or external plantar.	Great toe	
Pleural.	Intercostal.	Pleura.	
Pontal.	Basilar.	Pons.	
Popliteal.	Continuation of femoral	Knee and leg.	Cutaneous, muscular (superior and inferior) or sural, articular, superior and inferior external, superior and inferior internal and azygos, terminal (anterior and posterior tibial).
Post-cerebellar. See *Cerebellar, posterior.*			
Post-cerebral. See *Cerebral, posterior.*			
Post choroid. See *Choroid Posterior.*			
Post-communicant, See *Communicating posterior.*			
Post-dural. See *Meningeal, posterior.*			
Postero-lateral.	Posterior cerebral.	Hind part of optic thalamus, crus and optic lobes	
Postero-median.	Posterior central.	Inner part of thalamus, neighboring wall of third ventricle.	
Post-frontal.	Anterior meningeal.	Precuneus and part of occipital fissure.	
Post-temporal.	Posterior cerebral	Basal surface of occipital lobe.	
Post-thalamic.	Posterior cerebral.	Thalamus	
Precerebellar. See *Cerebellar, superior.*			
Precerebral. See *Cerebral, anterior.*			
Prechoroid. See *Choroid, anterior.*			
Precommunicant. See *Communicating, anterior.*			
Predural. See *Meningeal, anterior.*			
Prefrontal.	Anterior cerebral.	Mesal and convex surfaces of super-frontal and part of medi-frontal convolutions.	
Preoptic (or anterior quadrigeminal).	Posterior cerebral.	Optic lobe.	
Preperforant.	Anterior cerebral.	Caudate nucleus.	

TABLE OF ARTERIES—(*Continued*)

Name	*Origin*	*Distribution*	*Branches*
Pretemporal.	Posterior cerebral.	Uncinate and basal surface of temporal lobe.	
Prethalamic.	Posterior communicating.	Thalamus.	
Preventricular (2).	Right and left coronaries.	Walls of ventricle, heart.	
Primitive. See *Aorta, primitive.*			
Princeps cervicis	Occipital.	Muscles of neck.	Superficial and deep
Princeps hallucis.	Communicating (of dorsalis pedis).	First and second toes.	
Princeps pollicis.	Radial.	Thumb.	
Profunda (or deep femoral).	Femoral.	Thigh.	External and internal circumflex, three perforating.
Profunda, inferior.	Brachial	Triceps, elbow-joint	
Profunda, superior.	Brachial	Humerus, muscles and skin of arm.	Ascending, cutaneous, articular, nutrient, muscular.
Pterygoid, external	Internal maxillary.	External pterygoid muscle.	
Pterygoid, internal	Internal maxillary.	Internal pterygoid muscle.	
Pterygo-palatine (or pterygo-pharyngeal).	Internal maxillary.	Pharynx, Eustachian tubes and sphenoidal cells.	Pharyngeal, Eustachian, sphenoidal.
Pterygo-pharyngeal. See *Pterygo-palatine.*			
Pubic.	Epigastric, deep.	Pubic region.	
Pubic.	Obturator.	Pubic region	
Pudic, accessory.	Inferior vesical.	When large, supplies the parts normally supplied by the internal pudic, prostate	
Pudic, external, deep, (or inferior).	Femoral, common	Skin of scrotum (or labia in female).	
Pudic, external, superficial (or superior).	Common, femoral	Integument above pubes and external genitalia.	
Pudic, internal.	Iliac, anterior division of internal branch.	Generative organs.	External (or inferior) hemorrhoidal, superficial perineal, muscular, arteries of bulb, crus, and dorsal of penis.
Pulmonary.	Right ventricle.	Lungs.	Right and left.
Pyloric, inferior.	Gastro-duodenal or right gastro-epiploic.	Pyloric end of stomach.	
Pyloric, superior.	Hepatic.	Pyloric end of stomach.	
Quadrate.	Anterior cerebral.	Quadrate convolution of brain	
Quadrigeminal, anterior. See *Preoptic.*			
Quadrigeminal, median. See *Medioptic.*			
Radial.	Brachial.	Forearm, wrist, hand.	Radial recurrent, muscular, anterior and posterior radial carpal, superficial volar, metacarpal, dorsalis pollicis, dorsalis indicis deep palmar arch.

TABLE OF ARTERIES.—(*Continued*)

Name	*Origin*	*Distribution*	*Branches*
Radial carpal, anterior and posterior.	Radial	Wrist and carpal joints.	
Radial, profunda.	Superior profunda of arm	Back of elbow.	
Radial recurrent, anterior.	Radial	Elbow-joint and muscles of forearm	
Radial recurrent, posterior.	Posterior interosseous (forearm)	Elbow.	
Radialis indicis.	Radial.	Index finger.	
Radio-carpal, palmar transverse.	See *Radial carpal, anterior.*		
Radio-palmar. See *Volar, superficial.*			
Ranine.	Lingual.	Tongue and mucous membrane of mouth.	
Rectal.	Lateral sacral.	Rectum.	
Rectal	Middle sacral.	Rectum	
Rectal, middle. See *Hemorrhoidal, middle*			
Recurrent.	Deep palmar arch.	Carpal joints.	
Recurrent, posterior interosseous.	Posterior interosseous	Elbow	
Recurrent, radial See *Radial, recurrent.*			
Recurrent, tibial, anterior and posterior	Anterior tibial	Popliteus and ligaments of knee.	
Recurrent, ulnar, anterior and posterior.	Ulna.	Elbow-joint and contiguous structures.	
Renal.	Abdominal aorta.	Kidney.	Inferior suprarenal, capsular (or perirenal), ureteral
Rhachidian. See *Spinal.*			
Sacra media. See *Sacral, middle*			
Sacral, lateral (1 or 2).	Internal iliac, posterior division.	Structures about sacrum.	Spinal, rectal, muscular
Sacral, middle.	Continuation of aorta	Sacrum and coccyx.	
Saphenous (occasional branch of common femoral).	Accompanies saphenous vein		
Saphenous, small.	Popliteal (occasional)	External malleolus.	
Scapular, dorsal	Subscapular.	Muscles of infraspinous fossa.	Infrascapular
Scapular, external. See *Acromial.*			
Scapular, inferior. See *Subscapular.*			
Scapular, internal. See *Subscapular.*			
Scapular, posterior.	Continuation of transverse cervical.	Muscles of scapular region.	Supra-spinous and infra-spinous, subscapular, muscular.

TABLE OF ARTERIES —(*Continued*)

Name	*Origin*	*Distribution*	*Branches*
Scapular superficial See *Suprascapular*			
Scapular superior See *Suprascapular*			
Scapular transverse See *Suprascapular*			
Scapulo humeral See *Circumflex posterior*			
Sciatic	Internal iliac anterior division	Pelvic muscles and viscera and branches	Coccygeal inferior gluteal muscular anastomotic articular cutaneous comes nervi ischiadici vesical rectal prostatic etc
Scrotal anterior	Inferior external pudic	Anterior portion of scrotum	
Scrotal posterior	Internal pudic	Posterior part of scrotum	
Septal ascending	Spheno palatine	Upper part of mucous membrane of nasal septum	
Sigmoid	Inferior mesenteric	Sigmoid flexure	
Spermatic	Abdominal aorta	Scrotum and testis	Ureteral cremasteric epididymal testicular
Spermatic external	Deep epigastric	Cremaster muscle and spermatic cord	
Sphenoidal	Middle cerebral	Sphenoidal lobe lower part of cortex	
Sphenoidal	Pterygo palatine	Sphenoidal cells	
Sphenoidal	Spheno palatine	Sphenoidal cells	
Spheno palatine (or naso palatine)	Internal maxillary	Pharynx, nose and sphenoidal cells	Pharyngeal sphenoidal nasal ascending septal
Spheno spinous See *Meningeal middle*			
Spinal	Ascending cervical	Spinal canal	
Spinal	Intercostals	Spinal canal and spine	
Spinal	Lateral sacral	Spinal membranes and muscles and skin over sacrum	
Spinal anterior	Vertebral	Spinal cord	
Spinal lateral	Vertebral	Vertebræ and spinal canal	
Spinal posterior	Vertebral	Spine	
Splenic	Celiac axis	Spleen pancreas part of stomach omentum	Small and large pancreatic left gastro-epiploic vasa brevia terminal
Splenic	Left phrenic	Spleen	
Splenico pancreatic	Splenic	Spleen	
Stapedic	Stylo mastoid	Stapedius muscle	
Staphylini	See *Palatine posterior*		
Sternal	Internal mammary	Sternum and triangularis sterni	
Sterno mastoid	Occipital	Sterno-mastoid muscle	
Sterno mastoid (or middle mastoid)	Superior thyroid	Sterno mastoid and other muscles of neck	

TABLE OF ARTERIES.—(*Continued*)

Name	*Origin*	*Distribution*	*Branches*
Sterno-mastoid, inferior.	Suprascapular.	Sterno-mastoid muscle.	
Stylo-mastoid.	Posterior auricular.	Mastoid cells, tympanic cavity, etc.	Meatal, mastoid, stapedic, tympanic, vestibular, terminal.
Subcerebellar.	Basilar.	Inferior and anterior portion of cerebellum	
Subclavian	Right, innominate Left, arch of aorta.	Neck, thorax, arms, brain, meninges, etc.	Vertebral, thyroid axis, internal mammary, superior intercostal.
Subclavian	Suprascapular	Subclavius muscle	
Subclavian, right A term sometimes given to the innominate.			
Subcostal (or 12th dorsal).	Thoracic aorta	Intercostal space.	
Subdural. See *Meningeal (of ascending pharyngeal)*			
Subfrontal	Anterior cerebral.	Olfactory groove.	
Sublingual.	Lingual.	Sublingual gland, side of tongue, and floor of mouth	Artery of frenum
Submaxillary. See *Glandular.*			
Submental.	Facial.	Tissues under jaw.	Muscular, perforating, cutaneous, mental
Suborbital. See *Infra-orbital.*			
Subsacral. See *Sacral, lateral.*			
Subscapular	Axillary	Subscapularis teres major, latissimus dorsi, serratus magnus, axillary glands.	Dorsal and infrascapular
Subscapular	Posterior scapular	Subscapular fossa.	
Subscapular.	Suprascapular	Subscapular fossa.	
Super-cerebellar. See *Cerebellar, superior*			
Supermaxillodental. See *Dental, superior.*			
Superscapular. See *Suprascapular.*			
Supra-acromial.	Suprascapular.	Acromial region	
Supra-dural	External carotid.	Meninges.	
Supra-hyoid (or hyoid).	Lingual.	Muscles above hyoid bone.	
Supramaxillary. See *Dental, superior.*			
Supraorbital.	Ophthalmic.	Orbit, frontal sinuses, diploë and upper eye-lid.	Periosteal, muscular, diploic, trochlear, palpebral.
Supra renal, inferior.	Renal.	Supra-renal body.	
Supra-renal, middle (or supra-renal).	Aorta.	Supra-renal bodies.	
Supra-renal, superior.	Phrenic.	Supra-renal bodies.	

TABLE OF ARTERIES.—(*Continued*)

Name	*Origin*	*Distribution*	*Branches*
Suprascapular (or transversalis humeri).	Thyroid axis.	Muscles of shoulder.	Inferior sterno-mastoid, subclavian, nutrient, supra-sternal acromial, articular, subscapular, supraspinous and infraspinous.
Supraspinous.	Posterior scapular.	Supraspinous muscles and trapezius.	
Supraspinous.	Suprascapular.	Supraspinatus muscle.	
Suprasternal.	Suprascapular.	Skin of upper part of chest.	
Sural (or muscular).	Popliteal.	Muscles of popliteal space and calf.	
Tarsal, external and internal.	Dorsalis pedis.	Skin and joints, etc., of foot	
Temporal.	External carotid.	Forehead, parotid gland, masseter, ear.	Parotid, articular, masseteric, anterior auricular, transverse facial, middle, temporal, and anterior and posterior terminal.
Temporal.	Posterior cerebral.	Inferior part of temporal lobe of brain.	
Temporal, deep, anterior.	Internal maxillary.	Anterior part of temporal fossa.	
Temporal, deep, external See *Temporal, deep, anterior.*			
Temporal, deep, internal.	See *Temporal, deep, posterior.*		
Temporal, deep, posterior.	Internal maxillary, pterygoid portion.	Temporal fossa	
Temporal, frontal. See *Temporal, anterior.*			
Temporal, middle.	Temporal.	Squamous portion temporal lobe.	
Temporal, posterior.	Superficial temporal	Side of head and vertex.	
Temporal, superficial	See *Temporal*		
Temporo-occipital.	Posterior cerebral.	Cuneus, lingual, convolution and exterior of occipital lobe.	
Termatic.	Anterior communicating.	Cinerea and callosum.	
Testicular	Spermatic.	Testicle.	
Testicular, great See *Spermatic, internal.*			
Testicular, small. See *Spermatic, external.*			
Thalamic, middle.	Posterior communicating	Optic thalamus.	
Thoracic, acromial (thoracic axis)	Axillary.	Muscles of shoulder, arm and chest.	Acromial, humeral, pectoral, clavicular.
Thoracic, alar.	Axillary	Axillary glands.	
Thoracic axis. See *Thoracic, acromial.*			
Thoracic, external See *Mammary, external.*			

TABLE OF ARTERIES —(*Continued*)

Name	*Origin*	*Distribution*	*Branches*
Thoracic inferior See *Mammary external*			
Thoracic internal See *Mammary internal*			
Thoracic long (external mammary)	Axillary	Pectoral muscles serratus magnus mammary and axillary glands	
Thoracic short (or superior)	Axillary	Intercostal muscles serratus magnus	
Thoracic twelfth See *Subcostal*			
Thymic	Internal mammary	Connective tissue fat and lymphatics or mediastinum and thymus	
Thymic See *Mediastinal*			
Thyroid ascending See *Thyroid inferior*			
Thyroid axis	Subclavian	Shoulder neck thorax spine cord	Inferior thyroid suprascapular and transverse cervical
Thyroid deep	Arch of aorta innominate (occasional branch)	Same as inferior thyroid	
Thyroid descending See *Thyroid superior*			
Thyroid inferior	Thyroid axis	Larynx esophagus and muscles of neck	Muscular ascending cervical esophageal tracheal and inferior laryngeal
Thyroid middle See *Thyroideal ima*			
Thyroid superior	External carotid	Omo hyoid sterno hyoid sterno thyroid thyroid gland	Hyoid sterno mastoid superior laryngeal crico thyroid
Thyroidea ima	Innominate (usually)	Thyroid body	
Thyro laryngeal	Thyroid superior	Larynx and thyroid body	
Tibial anterior	Popliteal	Leg	Posterior and anterior tibial recurrent muscular internal and external malleolar
Tibial anterior recurrent	Anterior tibial	Tibialis anticus muscle	
Tibial posterior	Popliteal	Leg heel and foot	Peroneal muscular medullary cutaneous communicating malleolar calcanean internal and external plantar
Tibial profunda (of foot)	Internal plantar (innermost branch)	Abductor pollicis muscle	Unites with the plantar pollicar
Tibial recurrent posterior	Anterior tibial	Back of knee joint	Anastomoses with the inferior articular arteries of knee
Tonsillar	Ascending palatine	Tonsil and Eustachian tube	
Tonsillar	Facial	Tonsil and root of tongue	
Tracheal	Inferior thyroid	Trachea	

TABLE OF ARTERIES.—(*Continued*)

Name	*Origin*	*Distribution*	*Branches*
Trachelo-muscular. See *Cervical, inferior.*			
Transversalis colli.	Thyroid axis.	Neck and scapular region	Superficial cervical and posterior scapular.
Transversalis humeri. See *Suprascapular.*			
Transverse.	External circumflex.	Muscles of upper part of thigh.	
Transverse. See *Pontal.*			
Transverse	Right coronary.	Heart muscle.	
Transverse humeral See *Suprascapular*			
Transverse nasal.	Nasal (of ophthalmic).	Root of nose.	
Transverse perineal.	Superficial perineal.	Muscles and integuments of perineum.	
Tricipital.	Posterior circumflex.	Triceps muscle (of arm).	
Tympanic. See *Glaserian*			
Tympanic.	Ascending pharyngeal.	Tympanum.	
Tympanic	Middle meningeal	Tensor tympani.	
Tympanic.	Stylo-mastoid	Membrana tympani	
Tympanic.	Vidian	Tympanum.	
Tubal.	Ovarian	Fallopian tube	
Ulnar.	Brachial.	Forearm, wrist, and hand.	Anterior and posterior ulnar recurrent, common interosseous, muscular, nutrient, anterior and posterior ulnar carpal, palmar arch.
Ulnar carpal, anterior and posterior	Ulnar.	Carpal region.	
Ulnar, recurrent, anterior and posterior.	Ulnar.	Muscles of arm and elbow-joint.	
Ulno-carpal, anterior.	Ulnar	Muscles of hand.	
Umbilical	Hypogastric	Chorionic villi.	
Uncinate.	Posterior cerebral	Uncinate convolution	
Uracheric	Superior vesical.	Urachus.	
Ureteral.	Ovarian	Ureter.	
Ureteral.	Renal.	Ureter.	
Ureteral.	Spermatic.	Ureter.	
Ureteric.	Common iliac.	Ureter.	
Ureteric, inferior	Superior vesical (or uterine).	Ureter and bladder.	
Ureteric, middle.	Of aorta, common iliac, or internal spermatic.	Middle part of ureter.	
Ureteric, superior.	Renal.	Upper part of ureter.	

TABLE OF ARTERIES.—(*Continued*)

Name	*Origin*	*Distribution*	*Branches*
Urethro-bulbar.	See *Perineal, transverse.*		
Uterine.	Internal iliac, anterior branch.	Uterus.	Cervical, vaginal, azygos.
Uterine.	Ovarian	Uterus.	
Utero-placental.	Uterine.	Gravid uterus and placenta	
Uveal. See *Ciliary, posterior and short.*			
Vaginal (2 or 3).	Internal iliac, anterior division.	Vagina.	
Vaginal azygos.	Uterine.	Vagina.	
Vasa brevia	Splenic.	Stomach	
Vermiform, inferior.	Cerebellar, posterior inferior.	Vermiform process of cerebellum.	
Vermiform, superior.	Superior cerebellar.	Superior vermiform process of cerebellum.	
Vertebral.	Subclavian.	Neck of cerebrum.	Lateral spinal, muscular, anastomotic, posterior meningeal, posterior and anterior spinal, posterior cerebellar
Vertebral, posterior. See *aortæ, primitive.*			
Vesical, inferior	Internal iliac, anterior division.	Bladder, prostate, seminal vesicles, and vagina (in female)	
Vesical, middle.	Superior vesical.	Bladder.	
Vesical, superior.	Internal iliac, anterior division	Bladder.	Deferential, uracheric, ureteric, middle vesical (occasionally).
Vesicoprostatic.	Middle hemorrhoidal.	Prostate and seminal vesicles.	
Vesico-vaginal. See *Vaginal.*			
Vestibular.	Internal auditory.	Membranous labyrinth.	
Vestibular	Stylo-mastoid.	Vestibule and semicircular canals.	
Vidian.	Internal maxillary.	Roof of pharynx, Eustachian tube, and tympanum.	Pharyngeal, Eustachian, tympanic.
Vitelline. See *Omphalo-mesenteric.*			
Volar, superficial.	Radial.	Ball of thumb.	Enters into formation of superficial palmar arch.
Volar, superior. See *Volar, superficial.*			
Xiphoid.	Superior epigastric.	Ensiform cartilage.	
Zygomatico-orbital See *Orbital (of temporal).*			

arthrelcosis (*ar-threl-ko'-sis*) [*arthron;* ἕλκωσις, ulceration]. Ulceration of a joint.

arthremia (*ar-thre'-me-ah*) [*arthron;* αἷμα, blood]. A congested condition of a joint.

arthrempyema (*ar-threm-pi'-e-mah*) [*arthron-;* ἔμπυημα, suppuration]. Suppuration or abscess of a joint.

arthrempyesis (*ar-threm-pi-e'-sis*). Suppuration in a joint.

arthrentasis (*ar-thren'-ta-sis*) [*arthron;* ἔντασις, distortion]. Distortion of the limbs due to gout.

arthresthesia (*ar-thres-the'-ze-ah*) [*arthron;* αἴσθησις, sensation]. Sensibility in or referring to a joint.

arthric (*ar-thrik*). See *arthritic* (2).

arthrifluent (*ar-thrif'-lu-ent*) [*arthron; fluere*, to flow]. Applied to abscesses proceeding from a diseased joint.

arthrifuge (*ar'-thrif-ūj*) [*arthron; fugare* to put to flight]. A remedy for gout.

arthritic (*ar-thrit'-ik*) [*arthritis*]. Relating—1. To arthritis or to gout. 2. To a joint.

arthritide (*ar'-thrit-īd*). A skin lesion or eruption of supposed gouty or rheumatic origin.

arthritis (*ar-thri'-tis*) [*arthron; ιτις*, inflammation]. Inflammation of a joint. **a., acute,** acute joint-inflammation, particularly that due to gout. Syn., *arthritis vera.* **a., acute serous,** acute synovitis. **a. arthrodynia,** gout. **a. asthmatica,** a form observed in elderly persons subject to asthma, and mitigated by an attack of the latter. **a., atrophic.** Synonym of *Charcot's joint disease.* **a., blennorrhagic,** gonorrheal rheumatism. **a., chronic,** a form in which the joints are not so much affected as are other parts of the body. **a. deformans,** chronic inflammation of a joint with deformity; rheumatoid arthritis. **a., diaphragmatic,** angina pectoris. **a., erratic,** retrocedent or metastatic gout. **a. fungosa,** tuberculous disease of the joints; white swelling. **a., gonorrheal,** gonorrheal synovitis. **a., gouty,** that due to gout. **a. hiemalis,** winter gout, a form occurring less frequently in summer than in other seasons. **a., internal.** See *a., visceral.* **a., intervertebral.** See *spondylarthritis.* **a. ischias,** gout in the hip. **a. larvata, a., latent,** a masked form not manifested by the usual symptoms. **a. maxillaris,** rheumatoid arthritis of the temporomaxillary joint. **a. nodosa.** See *osteoarthritis.* **a. pauperum.** Synonym of *a., rheumatoid.* **a. podagra,** gout in the feet. **a., proliferating.** See *a. deformans.* **a., retrograde,** suppressed gout. **a., rheumatoid,** a chronic joint affection characterized by inflammatory overgrowth of the articular cartilages and synovial membranes, with destruction of those parts of the cartilages subject to intraarticular pressure; there is progressive deformity. Syn., *chronic rheumatoid arthritis; osteoarthritis; rheumatic gout; nodular rheumatism; arthritis deformans.* **a. sicca,** rheumatoid arthritis. **a., strumous.** See *a. fungosa.* **a., subdiarthrodial,** a form of fungous arthritis in which fleshy granulations occur between the bone and the cartilage of the joint. **a. syphilitica,** gonorrheal rheumatism; also the nocturnal pains of syphilis. **a. typica,** acute arthritis. **a., urethral,** gonorrheal rheumatism. **a. urica,** gout attributed to excessive formation of uric acid. Syn., *arthritis uratica; panarthritis urica; uarthritis.* **a. vertebralis,** a breakdown of the intervertebral discs. **a., visceral,** gout affecting an internal organ, with alternating attacks in the joints

ARTHITIS DEFORMANS.

arthritism (*ar'-thrit-izm*) [*arthron*]. Gout or the gouty diathesis.

arthritolith (*ar-thrit'-o-lith*) [*arthron; λιθος*, a stone]. Gouty calcareous deposit of concretion in or around a joint.

arthro- (*ar-thro-*) [*arthron*]. A prefix denoting relating to the joints.

arthrobacterium (*ar-thro-bak-te'-re-um*) [*arthro-; bacterium*]. A bacterium forming arthrospores.

arthrocace (*ar-throk'-as-e*) [*arthro-; κακός*, ill]. Fungous, strumous, or tuberculous arthritis; caries of a joint. **a. coxarum,** see *coxalgia.* **a., senile,** changes in the joints occurring in the aged.

arthrocarcinoma (*ar-thro-kar-sin-o'-mah*) [*arthro-; carcinoma*]. Carcinoma affecting a joint.

arthrocele (*ar'-thro-sel*) [*arthro-; κήλη*, a tumor]. Swelling of a joint.

arthrocenchriasis (*ar-thro-sen-kri'-as-is*) [*arthro-κεγχρίας*, like a grain of millet]. A miliary eruption occurring about a joint.

arthrochondritis (*ar-thro-kon-dri'-tis*) [*arthro-; χόνδρος*, a cartilage; *ιτις*, inflammation]. Inflammation of the cartilaginous parts of a joint.

arthroclasia (*ar-thro-kla'-se-ah*) [*arthro-; κλάειν*, to break]. The breaking-down of ankyloses in order to produce free movement of a joint.

arthroclasis (*ar-thro-kla'-sis*). *Arthroclasia, q. v.*

arthrocleisis (*ar-thro-kli'-sis*) [*arthro-; κλείειν*, to shut]. See *arthrodesis.*

arthrodesis (*ar-throd'-es-is*) [*arthro-; δέσις*, a binding]. Surgical fixation of paralyzed joints.

arthrodia (*ar-thro'-de-ah*) [*ἀρθρωδία*, a kind of articulation]. A form of joint admitting of a gliding movement.

arthrodial (*ar-thro'-de-al*) [*arthrodia*]. Pertaining to or of the nature of arthrodia.

arthrodynia (*ar-thro-din'-e-ah*) [*arthro-; ὀδύνη*, pain]. Pain in a joint; arthralgia.

arthrodynic (*ar-thro-din'-ik*) [*arthro-; ὀδύνη*, pain]. Relating to or affected by arthrodynia.

arthroempyesis (*ar-thro-em-pi-e'-sis*) [*arthro-; ἐμπύησις*, suppuration]. Suppuration in a joint.

arthro-endoscopy (*ar-thro-en-dos'-ko-pe*) [*arthro-; endoscopy*]. Examination of the interior of a joint by means of an endoscope.

arthrogenous (*ar-throj'-en-us*) [*arthro-; γεννᾶν*, to produce]. Forming an articulation. **a. spore,** an arthrospore.

arthrography (*ar-throg'-ra-fe*) [*arthro-; γράφειν*, to write]. A description of the joints.

arthrogryposis (*ar-thro-grip-o'-sis*) [*arthro-; γρύπωσις*, flexure]. 1. Permanent flexure of a joint; ankylosis. 2. Persistent idiopathic contracture of a joint. 3. Tetany or tetanilla.

arthrokleisis. See *arthrocleisis.*

arthrolith (*ar'-thro-lith*) [*arthro-; λίθος*, a stone]. One of the free bodies which occur in joints, arising from outgrowths of joint cartilage or of synovial membrane. Syn., *arthrophyte; arthremphyte; joint-bodies; joint-mice; mures articulares; corpora mobilia articulorum; corpora libera articulorum; tophus arthriticus; arthrotophus.*

arthrolithiasis (*ar-thro-lith-i'-as-is*) [see *arthrolith*]. Gout.

arthrology (*ar-throl'-o-je*) [*arthro-; λόγος*, science]. The science of joints.

arthrolysis (*ar-throl'-is-is*) [*arthro-; λύσις*, a solution]. The division or removal of adhesions and bone from an ankylosed joint.

arthromeningitis (*ar-thro-men-in-ji'-tis*) [*arthro-; meningitis*]. Synovitis.

arthrometer (*ar-throm'-et-ur*) [*arthro-; μέτρον*, a measure]. An instrument for measuring and recording the extent of movement in a joint.

arthron (*ar'-thron*) [*ἄρθρον*, a joint]. A joint or an articulation.

arthronalgia (*ar-thron-al'-je-ah*). See *arthralgia.*

arthroncus (*ar-throng'-kus*) [*arthro-; ὄγκος*, a swelling]. 1. A cartilaginous body such as occasionally forms within the knee-joint. 2 Swelling of a joint.

arthroneuralgia (*ar-thro-nū-ral'-je-ah*) [*arthro-; νεῦρον*, nerve; *ἄλγος*, pain]. Neuralgic pain in a joint.

arthropathology (*ar-thro-path-ol'-o-je*) [*arthro-*; πάθος, disease; λόγος, science]. The branch of pathology dealing with joint-diseases.

arthropathy (*ar-throp'-a-thē*) [*arthro-*; πάθος, disease]. 1. Any joint disease. 2 A peculiar trophic disease of the joints, sometimes occurring in locomotor ataxia and syringomyelia; rarely in general paralysis of the insane and in disseminated sclerosis. Syn., *Charcot's joint*. **a., Charcot's**, see *arthropathy* (2). **a. osteopulmonary**, Marie's disease, an enlargement of the ends of long bones in long standing pulmonary disease. **a., tabetic**, Charcot's disease. **a., vertebral**, arthropathy with depressions and rugosities of the vertebræ.

arthrophlogosis (*ar-thro-flo-go'-sis*) [*arthro-*; φλέγειν, to burn]. Inflammation of a joint.

arthrophlysis (*ar-throf'-lis-is*) [*arthro-*; φλύσις, an eruption]. Gout accompanied with a cutaneous eruption. **a. cardiaca.** See *miliaria arthritica*. **a. vulgaris.** See *eczema arthriticum*.

arthrophyma (*ar-thro-fi'-mah*) [*arthro-*; φῦμα, a swelling]. Swelling of a joint.

arthrophyte (*ar'-thro-fīt*) [*arthro-*; φύτον, a growth]. A growth in a joint.

arthroplasty (*ar'-thro-plas-te*) [*arthro-*; πλάσσειν, to form]. 1. The making of an artificial joint. 2. Reconstruction of a new joint from an ankylosed joint.

Arthropod (*ar'-thro-pod*) [*arthro-*; πούς, foot]. A member of the phylum arthropoda which embraces crustaceans, insects and spiders.

arthropodous (*ar-throp'-o-dus*) [*arthro-*; πούς, a foot]. In biology, having jointed legs

arthropyosis (*ar-thro-pi-o'-sis*) [*arthro-*; πύωσις, suppuration]. Pus-formation in a joint.

arthrorheumatism (*ar-thro-ru'-mat-izm*) [*arthro-*, *rheumatism*]. Articular rheumatism.

arthrorrhagia (*ar-thro-ra'-je-ah*) [*arthro-*; ῥηγνύναι, to burst forth]. Hemorrhage into a joint.

arthrosclerosis (*ar-thro-skle-ro'-sis*) [*arthro-*; σκλήρωσις, a hardening]. Stiffness of the joints.

arthrosia (*ar-thro'-ze-ah*) [*arthron*] Painful inflammatory or other affection of a joint.

arthrosis (*ar-hro'-sis*) [ἀρθρόειν, to fasten by a joint]. 1. Articulation or jointing, a suture. 2. Degenerative process in a joint. **a. deformans**, same as *arthritis deformans*, *q. v.*

arthrospore (*ar'-thro-spōr*) [*arthro-*; σπόρος, a seed]. A spore formed by fission

arthrosteitis (*ar-thro-ste-i'-tis*) [*arthro-*; ὀστέον, bone; ῖτις, inflammation]. Inflammation of the bony parts of a joint.

arthrostenosis (*ar-thro-sten-o'-sis*) [*arthro-*; στένωσις, a narrowing]. Contraction of a joint.

arthrosteophyma (*ar-thro-ste-o-fi'-mah*) [*arthro-*; ὀστέον, bone; φῦμα, tumor]. A tumor of the bone in a joint.

arthrosyrinx (*ar-thro-sir'-ingks*) [*arthro-*; σῦριγξ, a pipe]. A fistulous opening into a joint.

arthrotome (*ar'-thro-tōm*) [*arthro-*; τόμη, a cutting]. A stout knife used in joint surgery.

arthrotomy (*ar-throt'-o-me*) [*arthro-*; τέμνειν, to cut]. Incision of a joint.

arthrotrauma (*ar-thro-traw'-mah*) [*arthro-*; τραῦμα, an injury]. An injury to a joint.

arthrotropia (*ar-thro-tro'-pe-ah*) [*arthro-*; τροπή, a turning]. Torsion of a limb.

arthrotyphoid (*ar-thro-ti'-foid*). Typhoid fever with articular involvement.

arthrous (*ar'-thrus*) [*arthron*]. Pertaining to a joint or joints; jointed.

arthroxerosis (*ar-thro-zer-o'-sis*) [*arthro-*; ξέρωσις, a dry state] Chronic osteoarthritis.

arthroxesis (*ar-throks'-es-is*) [*arthro-*; ξέσις, a scraping]. The surgical treatment of an articular surface by scraping

Arthus phenomenon (*ar'-tŏos*) [Maurice *Arthus*, French bacteriologist]. A rabbit treated with horse's serum at intervals of six days shows a soft infiltrate after the fourth injection, a hard infiltrate after the fifth injection, and gangrene after the sixth or seventh injection; this last is followed by death.

artiad (*ar'-te-ad*) [ἄρτιος, even]. In chemistry, a term designating an element or radical having an even quantivalence.

article (*art'-ikl*) [*articulus*, a little joint]. A joint; a segment of a jointed series.

articular (*ar-tik'-ū-lar*) [*articularis*, of the joints]. Pertaining to an articulation or joint.

articularis (*ar-tik-ū-la'-ris*). Articular. **a. genu.** See *subcrureus*, in *table of muscles*.

articulate (*ar-tik'-ū-lāt*) [*articulare*, to divide in joints]. 1. Divided into joints. 2 Distinct, clear. 3. To adjust artificial teeth. **a. speech**, the communication of ideas by spoken words.

articulated (*ar-tik-ū-la'-ted*). Jointed. **a. skeleton**, prepared and mounted skeleton so arranged as to allow of free movement of the joints.

articulatio (*ar-tik-ū-la'-she-o*) [L., a joint]. A joint; see *articulation* **a. acromioclavicularis**, acromioclavicular joint. **a. atlantoepistrophica**, joint between atlas and epistropheus or axis **a. atlantooccipitalis**, joint between atlas and occipital bone. **a. carpometacarpea pollicis**, carpometacarpal joint of the thumb **a. calcaneocuboidea**, calcaneocuboid joint. **a. cochlearis**, spiral joint. **a. composita**, compound joint **a. coxæ**, hip-joint. **a. cricoarytænoidea**, arycorniculate synchondrosis. **a. cricothyreoidea**, cricothyreoid articulation. **a. cubiti**, elbow-joint. **a. cuneonavicularis**, cuneonavicular joint. **a. ellipsoidea**, elliptical joint. **a. genu**, knee joint. **a. humeri**, shoulder-joint. **a. humeroradialis**, humeroradial articulation. **a. humeroulnaris**, humero-ulnar articulation. **a. incudomalleolaris**, joint between anvil and hammer. **a. incudostapedia**, joint between anvil and stirrup **a. intercarpea**, intercarpal articulation, carpal joints **a. mandibularis**, jaw-joint **a. manus**, joint of the hand. **a. ossis pisoformis**, joint of the pisiform bone **a. radioulnaris distalis**, inferior radio-ulnar joint **a. radioulnaris proximalis**, superior radio-ulnar joint. **a. sacroiliaca**, sacro-iliac joint **a. sellaris**, saddle joint **a. simplex**, simple joint. **a. sphæroidea**, spherical joint. **a. sternoclavicularis**, sternoclavicular joint. **a. talocalcanea**, talocalcanean joint. **a. talocalcaneonavicularis**, talocalcaneonavicular joint. **a. talocruralis**, ankle-joint. **a. talonavicularis**, talonavicular joint **a. tarsi transversa (Choparti)**, Chopart's transverse articulation of the tarsus **a. tibiofibularis**, superior tibiofibular articulation. **a. trochoidea**, trochoid or pivot joint

articulation (*ar-tik-ū-la'-shun*) [*articulus*, a joint]. 1. A joint; a connection between two or more bones, whether or not allowing movement between them. The articulations are divided into: (1) *Synarthroses*, immovable, subdivided into *schindyleses*, or grooved joints; *gomphoses*, in sockets, as the teeth; and *suturæ*, as in the bones of the skull; (2) *diarthroses*, or movable joints, subdivided into the *arthrodia*, or gliding joints; the *ginglymus*, or hinge-like; the *enarthroses*, or ball-and-socket joints; (3) *amphiarthroses*,

or those of a mixed type 2. The enunciation of spoken speech 3 The articulating contact of the cusps in the positions of mastication **a., false,** one formed between the end of a dislocated bone and the contiguous parts or between the parts of a broken bone Syn , *pseudarthrosis* **a , supplementary,** a false articulation in which the ends of the fragments become rounded and covered with a fibrous capsule

articulationes (*ar-tik-u-la-she-o'-nēz*) [L *pl* , of *articulatio*] Joints **a. capitulorum,** capitular joints or articulations between the heads of the ribs and the vertebræ **a. carpometacarpeæ,** carpometacarpal joints **a. costotransversariæ,** costotransverse joints **a. costovertebrales,** joints between ribs and vertebræ **a. digitorum manus,** joints of the fingers **a. digitorum pedis,** joints of the toes **a. interchondrales,** interchondral joints **a. intermetacarpeæ,** intermetacarpal joints **a. intermetatarseæ,** intermetatarsal joints **a intertarseæ,** intertarsal joints **a. metacarpophalangeæ,** metacarpophalangeal joints **a metatarsophalangeæ,** metatarsophalangeal joints **a. ossiculorum auditus,** joints of the auditory ossicles **a. manus,** joints of the hand **a. pedis,** joints of the foot **a. sternocostales,** sternocostal joints

articulator (*ar tik' u la tor*) [*articulus,* a joint] An instrument used in mechanical dentistry for holding the models in position while the artificial teeth are being arranged and antagonized upon the plates

articulatory (*ar tik'-u la-tor e*) Relating to articulation

articulo mortis, in (*ar-tik'-ū lo mor'-tis*) [L] At the moment of death In the act of dying

articulus (*ar tik' u lus*) [dim of *artus,* a joint, pl and gen *articuli*] 1 A joint, a knuckle 2 A segment, a part, a limb 3 A moment of time

artifact (*ar' te fakt*) See *artefact*

artificial (*ar-te fish -al*) [*artificialis*] Imitated by art **a. anus,** an opening in the abdomen or loin to give exit to the feces **a eye,** a film of glass celluloid rubber, etc , made in imitation of the front part of the eye and worn in the socket or over a blind eye for cosmetic reasons **a feeding,** feeding an infant by other means than mother's milk **a leech** See *leech artificial* **a lung,** a device to keep alive those whose breathing muscles are paralized by infantile paralysis **a palate** See *palate, artificial* **a. pupil,** the result of removal of a piece of the iris (*iridectomy iridodialysis,* etc) to allow light to pass through the opening **a respiration,** the aeration of blood by artificial means—a method of inducing normal function of respiration, as in asphyxia neonatorum, drowning, etc For methods see —*Bain s, Byrd s, Callisano s Dew s, Forest s, Hall s, Howard s, Laborde s, Pacini s, Rosenthal s, Satterthwaite s, Schafer's, Schroeder s, Schultze s,* and *Sylvester's, q v*

artistomia (*ar-te-sto'-me ah*) [*ἄρτι,* exactly, *στόμα,* a mouth] 1 Distinctness in utterance 2 The condition of an aperture, especially in surgical incisions, in which the size is perfectly adapted to the purpose

artiyls (*ar'-te-ils*) [*ἄρτιος,* complete] Loewig's name for hydrocarbons of the general formula C_nH_{2n}

Artocarpus (*ar-to-kar'-pus*) [*ἄρτος,* bread, *καρπός,* a fruit]. A genus of trees of the order *Urticaceæ,* including the breadfruit-tree, *A incisa A. blumei* is an East Indian species with an edible fruit, the oil of which is used in diarrhea, an ointment from the buds and leaves is applied to buboes *A. integrifolia,* native in India, is prized for its wood, the root is used in diarrhea and as an external application in leprosy, the root-bark is used as a vermifuge

artus (*ar'-tus*) [L *pl* , *artus*] A joint, a limb, the joints collectively

aryepiglottic (*ar-e-ep-e-glot'-ik*) Same as *arytenoepiglottic*

aryl (*ar'-il*) A chemical prefix denoting an organic radical belonging to the aromatic series

arylarsonates (*ar-il-ar'-so nāts*) Aromatic organic salts of arsenic, such as *atoxyl, soamin* and *six hundred and six*

arytenectomy (*ar-e-ten ek'-to-me*) See *arytenoidectomy*

arytenoepiglottic (*ar it-en-o-ep-e-glot'-ik*) [*ἀρύταινα,* a pitcher, *εἶδος* likeness, *ἐπί,* upon, *γλωττίς,* glottis] Relating to an arytenoid cartilage and to the epiglottis, as the *arytenoepiglottic* fold (or folds), consisting of a fold of mucous membrane that extends from each arytenoid cartilage to the epiglottis

arytenoid (*ar it'-en oid*) [*ἀρύταινα,* a pitcher, *εἶδος* likeness] 1 Resembling the mouth of a pitcher 2 Pertaining to the arytenoid cartilages **a. cartilages,** two cartilages of the larynx regulating, by means of the attached muscles, the tension of the vocal bands **a. glands,** muciparous glands found in large numbers along the posterior margin of the arytenoepiglottic fold in front of the arytenoid cartilages **a muscle,** a muscle arising from the posterior surface of one arytenoid cartilage and inserted into the corresponding parts of the other It is composed of three planes of fibers, two oblique and one transverse It draws the arytenoid cartilages together

arytenoidectomy (*ar-e-ten-oid-ek' to-me*) [*arytenoid ἐκτομή,* a cutting-out] Removal of an arytenoid cartilage

arytenoiditis (*ar-e ten oid i'-tis*) Inflammation of the arytenoid cartilage or muscles

arythmia (*ar-ith'-me-ah*) See *arrhythmia*

arythmic (*ar-ith'-mik*) See *arrhythmic*

Arzberger's pear. A hollow oval shaped ball through which water runs to keep the rectum cool

A S Abbr for *auris sinistra* the left ear

As. 1 Chemical symbol for arsenic 2 Abbreviation for astigmatism

asa (*a'-sah*) [Pers , *āza,* mastic] A gum **a. dulcis,** benzoin, also the drug called *laser*

asab [Ar] An African venereal disease said to differ from syphilis

asafetida, asafœtida (*as-a-fet' id-ah*) [*asa,* gum, *fœtida,* stinking] A gum resin obtained from the root of *Ferula fœtida* It is slightly soluble in alcohol and forms an emulsion with water. Its properties are due to a light volatile oil It is antispasmodic, stimulating, expectorant, and is used in hysteria and in bronchial affections Dose 5–20 gr (0 32–1 3 Gm) **a., emulsion of** (*emulsum asafœtidæ,* U S P.), a 4% emulsion of asafetida Dose ½–2 oz. (15–60 Cc) Syn , *milk of asafetida* **a., pills of** (*pilulæ asafœtidæ,* U S P), composed of asafetida, soap, and water Dose 1–3. **a., tincture of** (*tinctura asafœtidæ,* U. S P), strength, 20% Dose 10–30 min (0 6–2 0 Cc) Dewees' carminative (*mistura magnesiæ et asafœtidæ*) is an unofficial preparation composed of magnesium carbonate 5, tinct of asafetida, 7, tinct of opium, 1, sugar, 10, distilled water, sufficient to make 100 parts Dose ½ dr–1 oz (1–15 Cc).

asaphia (*as-a'-fe-ah*) [ἀ, priv.; σαφής, clear]. Indistinct speech, especially that due to cleft palate.

asaprol (*as'-ap-rōl*). $CaC_{20}H_{14}S_2O_8 + 3H_2O$. Calcium betanaphthol-α-monosulphonate, a substance readily soluble in water and alcohol. For asthma, tonsillitis, and acute articular rheumatism, dose from 15–60 gr. (1–4 Gm.).

asarcia (*ah-sar'-se-ah*) [ἀ, priv.; σάρξ, flesh]. Emaciation; leanness.

asarin (*as'-ar-in*). Same as *asarone*.

asarol (*as'-ar-ol*) [*asarum; oleum*, oil]. $C_{10}H_{18}O$. A camphor-like body derived from asarum.

asarone (*as'-ar-ōn*) [ἄσαρον, asarabacca]. $C_{20}H_{28}O_8$. Asarin. The solid component of the oil from *Asarum europæum*. It forms monoclinic prisms, has an aromatic taste, and smells like camphor.

Asarum (*as'-ar-um*) [ἄσαρον, asarabacca]. A genus of aristolochiaceous plants. *A. canadense*, called wild ginger, Canada snakeroot, with other North American species. It is a fragrant, aromatic stimulant. Dose of *fluidextract* 15 min.–½ dr (1–2 Cc.). *A. europæum*; is diaphoretic, emetic, purgative, and diuretic. Used mainly in veterinary practice.

asbestiform (*as-best'-e-form*) [*asbestos*]. Fibrous in structure.

asbestos (*as-bes'-tos*) [ἄσβεστος, unquenchable]. A soft fibrous mineral of flexible or elastic fibers: the best nonconductor of heat. Mixed with plaster it is used in dentistry as a substitute for sand to form the investment preparatory to soldering. It has a limited use in surgery.

asbestosis (*as-bes-to'-sis*) [*asbestos*]. Pneumonoconiosis of asbestos workers.

asbolic, asbolicous, asbolicus (*as-bol'-ik, -us*) [ἄσβολος, soot]. Sooty; due to soot; *e. g.*, *carcinoma scroti asbolicum*.

asbolin (*as'-bol-in*) [see *asbolic*]. A bitter, acrid, yellow oil from soot; used in tuberculosis.

ascariasis (*as-kar-i'-as-is*) [*ascaris*]. The symptoms produced by the presence of ascarides in the gastrointestinal canal.

ascaricide (*as-kar'-is-id*) [*ascaris; cædere*, to kill]. A medicine that kills ascarides.

Ascaridæ (*as-kar'-e-de*) [*ascaris*] A family of nematode worms, to which belongs the roundworm (*Ascaris lumbricoides*) and the threadworm (*Oxyuris vermicularis*).

ascarides (*as-kar'-id-ēz*). Plural of *ascaris*.

ascaridiasis (*as-kar-id-i'-as-is*). The presence of ascarides in the intestine.

Ascaris (*as'-kar-is*) [ἀσκαρίς, a species of intestinal worm; pl. *ascarides*]. A genus of parasitic worms in the intestine of most animals. **A. alata**, a variety rarely found in man. **A. lumbricoides**, a variety in the ox, hog, and man. Found in the small intestine, especially of children. **A. mystax**, roundworm of the cat, rarely found in man. **A. trichiuris**, the whip-worm **A. vermicularis**. Syn. of *Oxyuris vermicularis*.

ascending (*as-end'-ing*) [*ascendere*, to rise]. Taking an upward course; rising (as parts of the aorta and colon, and as one of the venæ cavæ). **a. aorta**, the first part of the aorta. **a. colon**, the first part of the colon. **a. current**, in electricity, one going from the periphery to a nerve-center. **a. degeneration**, a degeneration of the nerve-fibers extending from the periphery to the center, or, in the spinal cord, from below upward toward the brain. **a. metamorphosis**, same as *anabolism*. **a. paralysis**. See *paralysis, ascending*. **a. tracts**, the centripetal tracts of the spinal cord, carrying afferent impulses.

Asch's operation (*ash*) [Morris J. *Asch*, American physician, 1833–1902]. For deviation of nasal septum; it consists in a crucial incision over the deflection, taking up the segments, reduction of the deflection, and insertion of a tube to hold the segments in place.

Aschheim-Zondek test. The urine of a pregnant woman is surcharged with protein (q.v.). This urine is injected into mice and after 100 hours the mice are killed If one blood point, or one *corpora lutea*, or *corpora lutea atrusica* is seen in the uterus, pregnancy in the woman is indicated.

Ascherson's vesicles (*ash'-er-sun*) [Ferdinand Moritz *Ascherson*, German physician, 1798–1879]. The peculiar small globules formed when oil and an albuminous fluid are agitated together; formerly thought to be cells.

ascheturesis (*as-ket-ū-re'-sis*) [ἄσχετος, resistless; οὔρησις, urination]. An uncontrollable desire to urinate; irrepressible urination.

aschistodactylism (*as-kis-to-dak'-til-izm*) [ἀσχίστος, uncloven; δάκτυλος, finger]. A synonym of *syndactylism*.

aschistodactylous (*as-kis-to-dak' til-us*). Affected with syndactylism.

Aschner's phenomenon (*ash'-ner*). Pressure on the eyeball produces a slowing of the pulse.

Aschoff bodies (*ah'-shoff*) [Ludwig *Aschoff*, German pathologist, 1866–] Nodular bodies found in the myocardium in patients who have suffered from rheumatism **A's node**, the auriculoventricular node

ascia (*ah'-se-ah* or *as'-ke-ah*) [ἀ, priv.; σκιά, shadow]. A spiral bandage without reverses, each turn overlaps the preceding for about one-third of its width. *Dolabra repens*, the same as the preceding, but the spirals are more oblique and do not overlap each other, but are separated by a greater or less interval. Syn., *dolabra currens, fascia spiralis*.

ascites (*as-si'-tēz*) [ἀσκίτης, a kind of dropsy; from ἀσκός, a bag]. An abnormal collection of serous fluid in the peritoneal cavity; dropsy of the peritoneum. It is either local in origin or part of a general dropsy The ascitic fluid is usually clear, yellow, and coagulates on standing. It may be turbid, blood-stained, and contain lymph-particles or shreds. There are uniform enlargement of the abdomen, fluctuation, percussion-dulness Its usual cause is cirrhosis of the liver. Syn., *abdominal dropsy; hydroperitoneum; hydrops peritonæi*. See *Duparque's method for detecting ascites* **a., active, a., acute**, that in which there is a sudden large effusion due to exposure or cold. **a. adiposus**, ascites characterized by a fluid, milky appearance, due to the presence in it of numerous cells that have undergone fatty degeneration and solution. It is seen in certain cases of carcinoma, tuberculosis, and other chronic inflammations of the peritoneum. Syn., *ascites oleosus*. **a. chylosus**, the presence of chyle in the peritoneal cavity. It follows rupture of a chyle-duct. **a. intercus**, an effusion occurring between the skin and the peritoneum. **a. intermuscularis**, edema of the abdominal muscles. **a., mechanical, a., passive**, that due to diseases which retard the blood-current in the portal vein. **a. saccatus.** 1. A form in which the effusion is prevented by adhesions or inflammatory exudate from entering the general peritoneal cavity. Syn., *encysted dropsy of the peritoneum*. 2. An ovarian cystoma. **a., sanguineous**, a bloody form affecting sheep and lambs. Syn., *diarrhemia*. **a. vaginalis**, a col

lection of liquid within the sheath of the rectus abdominis muscle. **a. vulgatior,** a form apparently due to diseased kidneys, and preceded by scanty, highly colored urine.

ascitic (*as-it'-ik*) [see *ascites*]. Pertaining to or affected with ascites.

asclepiadin (*as-kle-pi'-ad-in*) [*asclepias*]. A bitter glucoside obtainable from various species of *Asclepias*. It is poisonous, and has emetic, purgative, and sudorific properties.

Asclepias (*as-kle'-pe-as*) [ἀσκληπιάς]. 1. Pleurisy-root. The root of *Asclepias tuberosa*. A popular remedy in the Southern States for pleurisy. It is diaphoretic, emetic, and cathartic. The infusion recommended has a strength of 1 oz. of the powdered root to 32 oz. of water. Dose a teacupful every 3 or 4 hours. 2. A genus of plants of the order *Asclepiadaceæ*. *A. curassavica*, blood-flower, is an herb common to tropical America; astringent, styptic, and anthelmintic against the tape-worm. Dose of *fluidextract* 20 min.–1 dr. (1.3–4.0 Cc.). *A. longifolia*, of the western states, is diaphoretic.

asclepin (*as'-kle-pin*) [*asclepias*]. 1. A poisonous principle obtainable from asclepiadin by the separation of glucose from the latter. 2. The precipitate from a tincture of *Asclepias tuberosa;* alterative, evacuant, tonic, sedative. Dose 2–4 gr. (0.13–0.26 Gm.).

asclepion (*as-kle'-pe-on*). A resinous substance, $C_{20}H_{14}O_3$, obtained from *Asclepias syriaca*.

Ascococcus (*as-ko-kok'-us*) [*ascus;* κοκκός, a kernel]. A genus of the family of *Schizomycetes*. The Ascococci are made up of round or ovoid cells, united in massive colonies, and surrounded by tough, thick, gelatinous envelopes. **a Billrothii,** a form found in putrid meat; its natural habitat is the air; it is probably not pathogenic.

ascogonidia (*as-ko-gon-id'-e-ah*) [*ascus,* γονή, seed] gonidia found throughout a rod-bacterium.

Ascoidium (*as-ko-id'-e-um*) [*ascus;* εἶδός, likeness]. A genus of *Infusoria* found in the urine and feces of typhoid fever patients, in sewage, in the excrement of cattle, and in the cecum of swine.

Ascoli reaction (*as-ko'-le*) [Albert *Ascoli*]. Same as *meiostagmin reaction, q. v.*

Ascomycetes (*as-ko-mi-se'-tēz*). A group of fungi, including *aspergillus* and *oidium*.

ascospore (*as'-ko-spōr*) [*ascus;* σπόρος, spore]. A spore produced by or in an ascus.

ascotrophosome (*as-ko-trof'-o-sōm*) [*ascus:*—τροφή, nourishment]. A trophosome situated anywhere in a rod-bacterium except at the ends. See *teletrophosome*.

ascus (*as'-kus*) [ἀσκός, a bag or bladder]. The characteristic spore-case of some fungi and lichens, usually consisting of a single terminal cell containing eight spores.

-ase (*ās*). A termination denoting an enzyme; thus *lipase*, a fat-splitting enzyme.

asecretory (*ah-se'-kret-o-re*) [ἀ, priv.; *secretus,* separate]. Dry; without secretion.

Aselli's glands or **pancrease** [Gaspar *Aselli*, Italian anatomist, 1581–1626]. A group of lymphatic glands situated at the root of the mesentery.

aselline (*as-el'-ēn*). A poisonous leukomaine found in cod-liver oil.

asemasia (*ah-sem-a'-ze-ah*) [ἀ, priv.; σημασία, a signaling]. Absence of the power to communicate either by signs or by language.

asemia (*ah-se'-me-ah*) [ἀ, priv.; σῆμα, sign]. Inability to form, express, or understand any sign, token, or symbol of thought or feeling, whether speech, writing or gesture. **a. mimica.** See *amimia*. **a. spuria.** See *parasemia*.

asepsin (*ah-sep'-sin*). See *antisepsin*.

asepsis (*ah-sep'-sis*) [ἀ, priv.; σῆψις, putrefaction]. Absence of pathogenic microorganisms.

aseptafilm (*ah-sep'-ta-film*). A form of cotton wool (gossypium) which is colorless, transparent, and sterilizable.

aseptic (*ah-sep'-tik*) [ἀ, priv.; σηπτός, septic]. Free from pathogenic bacteria, as *aseptic* wounds. **a. surgery,** the mode of surgical practice in which everything that is used, as well as the wound, is in a germ-free condition.

asepticism (*ah-sep'-tis-izm*) [see *aseptic*]. The doctrine or principles of aseptic surgery.

asepticize (*ah-sep'-tis-iz*) [see *aseptic*]. To render aseptic.

aseptin (*ah-sep'-tin*) [see *aseptic*]. A proprietary food preserver containing boric acid.

aseptol (*ah-sep'-tol*) [see *aseptic*], $C_6H_5SO_4$. A reddish liquid, with an odor of phenol, recommended as a disinfectant and antiseptic. It is used externally (1 to 10% solution) and internally in about the same dose as phenol.

aseptolin (*ah-sep'-tol-in*). A preparation of pilocarpine (0.018%) in an aqueous solution of phenol (2.74%); it is used in tuberculosis and in malaria. Dose 50–70 min. (3–4 Cc.) daily, injected subcutaneously.

asexual (*ah-seks'-ū-al*) [ἀ, priv.; *sexus,* sex]. Without sex; nonsexual.

asexualization (*ah-seks-ū-al-iz-a'-shun*). Removal of the testicles, or of the ovaries.

As. H. Abbreviation for *hyperoptic astigmatism*.

ash [ME., *asch*]. 1. The incombustible mineral residue that remains when a substance is incinerated. 2. See *manna*. **a. manna.** See *manna*. **a., prickly.** See *xanthoxylum*.

AsH_3. Arsenic hydride, arsin.

asialia (*as-e-a'-le-ah*) [ἀ, priv.; σίαλον, spittle]. Deficiency or failure of the secretion of saliva.

Asiatic (*a-zhe-at'-ik*) [*Asia*]. Pertaining or belonging to Asia. **A. cholera.** See *cholera, Asiatic*. **A. pill,** a pill composed of arsenic trioxide, black pepper, powdered licorice, and mucilage.

Asimina (*as-im-e'-nah*) [L.]. A genus of trees. *A. triloba* is the papaw tree of North America.

asitia (*ah-sit'-e-ah*) [ἀ, priv.; σῖτος, food]. The want of food; also a loathing for food.

askelia (*ah-skel'-e-ah*) [ἀ, priv.; σκέλος, leg]. Nondevelopment of the legs.

As. M. Abbreviation for *myopic astigmatism*.

As_2O_3. Arsenic trioxide.

asoma (*ah-so'-mah*) [ἀ, priv.; σῶμα, body]. A species of omphalositic monster characterized by an absence of the trunk. The head is never well formed, and the vessels run from it to the placenta in the membranes. Beneath the head is a sac in which rudiments of body-organs may be found. This is the rarest form of omphalosites.

asomus (*ah-so-mus*) [ἀ, priv.; σῶμα, body]. A monster with only a rudimentary body.

asonia (*ah-so'-ne-ah*) [ἀ, priv.; *sonus,* a sound]. Tone-deafness.

aspalasoma (*as-pal-as-o'-mah*) [ἀσπάλαξ, mole σῶμα, body]. A variety of single autositic monsters of the species *Celosoma*, in which there is a lateral or median eventration principally at the lower portion of the abdomen, with the urinary and genital apparatus, and the rectum opening externally by three distinct orifices.

asparagine (*as-par'-aj-ēn*) [*asparagus*], $C_4H_8N_2O_3$. An alkaloid found in the seeds of many plants, in asparagus, beet-root, peas, and beans. It forms shining, four-sided, rhombic prisms,

readily soluble in hot water, but not in alcohol or ether. It is an amide of aspartic acid, and forms compounds with both acids and bases. It is diuretic. Asparagine hydrargyrate has been used as an antisyphilitic, in doses of ⅛ gr. (0.01 Gm.) hypodermatically.

asparaginic acid. See *acid, asparaginic.*

Asparagus (*as-par'-ag-us*) [ἀσπάραγος, asparagus]. 1 The green root of *Asparagus officinalis*, a mild diuretic. Dose of *fluidextract* ½–1 dr. (2–4 Cc.). Unof. 2. A genus of plants belonging to the order *Liliaceæ*. *A. acutifolius*, a species of southern Europe, is said to be better medicinally than *A. officinalis*. *A. racemosus* and *A. sarmentosus*, of the old world tropics, are used in the same manner as salep; an infusion of the root of *A. sarmentosus* prevents the confluence of small-pox pustules

asparamide (*as-par'-am-id*). See *asparagine.*

asparolin (*as-par'-ol-in*). A brown liquid said to consist of guaiac, asparagus, parsley, black haw, and henbane. It is an antispasmodic uterine tonic. Dose, 2–4 drams in hot water.

aspartic acid (*as-par'-tik*). See *acid, aspartic.*

aspastic (*ah-spas'-tik*). Not spastic.

aspergillin (*as-per-jil'-in*) [*aspergillus*] A pigment obtained from the spores of *Aspergillus niger*. Syn., *vegetable hematin.*

aspergillosis (*as-per-jil-o'-sis*). Pseudotuberculosis; morbid lesions due to some species of *Aspergillus.*

Aspergillus (*as-per-jil'-us*) [*aspergere*, to sprinkle]. A genus of fungi. **A. auricularis,** a fungus found in the wax of the ear. **A. fumigatus,** found in the ear, nose, and lungs. **A. glaucus,** the bluish mold found upon dried fruit. **A.-keratitis,** corneal inflammation due to invasion by a fungus belonging to the genus *Aspergillus.* Syn., *Keratomycosis aspergillina.* **A. mucoroides,** a species found in tuberculous or gangrenous lung tissue. **A.-mycosis.** See *otomycosis.*

aspermatic (*ah-sper-mat'-ik*) [ἀ, priv.; σπέρμα, seed]. Relating to aspermatism.

aspermatism (*ah-sper'-mat-izm*) [ἀ, priv.; σπέρμα, seed]. 1. Non-emission of semen, whether owing to non-secretion or non-ejaculation. 2. Defective secretion of semen or lack of formation of spermatozoa.

aspermia (*ah-sper'-me-ah*). Same as *aspermatism.*

aspermous (*ah-sper'-mus*) [see *aspermatic*]. Without seed.

asperous (*as'-per-us*) [*asper*, rough]. Uneven; having a surface with distinct minute elevations.

aspersion (*as-per'-shun*) [*aspergere*, to sprinkle]. Treatment of disease by sprinkling the body or the affected part with a medicinal agent.

aspersus (*as-per'-sus*) [see *aspersion*]. Covered with scattered dots or punctures

asphalgesia (*as-fal-je'-ze-ah*) [ἄσφι, their own; ἄλγησις, pain]. Pitres' term for a condition observed in hypnotism, in which intense pain follows the touching of certain articles, and prolonged contact produces convulsions

asphyctic, asphyctous (*as-fik'-tik, -tus*) [*asphyxia*]. 1. Affected with asphyxia. 2. Pulseless.

asphyxia (*as-fiks'-e-ah*) [ἀ, priv.; σφύξις, the pulse]. Suffocation; the suspension of vital phenomena resulting when the lungs are deprived of oxygen. The excess of carbon dioxide in the blood at first stimulates, then paralyzes, the respiratory center of the medulla Artificial respiration is therefore required in cases of asphyxia **a. cataphora,** that with brief incomplete remissions. **a., lethargic,** deep sleep accompanying mental and physical torpor. **a., local,** that stage of Raynaud's disease in which the affected parts are dusky red from intense congestion. **a. neonatorum,** the asphyxia of the newborn from any cause. **a. sideratorum,** loss of consciousness from lightning-stroke. **a., solar, a. solaris,** sunstroke. **a., syncopal,** a form of asphyxia in which the heart-cavities are found vacant. **a. valsalviana,** syncope due to disturbance of cardiac functions.

asphyxial (*as-fik'-se-al*). Relating to or characterized by asphyxia

asphyxiant (*as-fiks'-e-ant*) [see *asphyctic*] 1. Producing asphyxia. 2. An agent capable of producing asphyxia.

asphyxiate (*as-fiks'-e-āt*) [see *asphyctic*]. To produce or cause asphyxia.

aspic (*as'-pik*) [*a* and *spic*, lavender spike]. The great lavender, or spike lavender, *Lavandula spica* Its oil is at present used in veterinary practice and occasionally in liniments.

aspidin (*as'-pid-in*) [*Aspidium*, a genus of ferns], $C_{28}H_{27}O_7$. An active principle obtained from malefern.

aspidiosoriasis (*as-pid-e-o-so-ri'-as-is*) [ἀσπίδιον, a little shield; *psoriasis*]. A form of psoriasis marked by the formation of scutiform scales.

Aspidium (*as-pid'-e-um*) [L ; gen , *aspidii*]. 1. A genus of ferns known as shield-ferns. 2. The rhizome of *Aspidium filix-mas* and of *A. marginale*, or male-fern Its properties are due to a resin containing filicic acid It is valuable chiefly against tape-worm. Dose ½ dr.–½ oz. (2–15 Cc.). **a., liquid extract of** (*extractum filicis liquidum*, B P.). Dose 15 min.–1 dr. (1–4 Cc). **a., oleoresin of** (*oleoresina aspidii*, U S. P), an ethereal extract. Dose ½–1 dr. (2–4 Cc.).

aspidol (*as'-pid-ol*) [*Aspidium*, a genus of ferns]. $C_{20}H_{34}O$. A substance isolated from malefern

aspidosamin (*as-pid-os'-am-in*), $C_{22}H_{28}N_2O_2$ A basic principle from quebracho bark It is emetic.

Aspidosperma (*as-pid-o-sper'-mah*) [ἀσπίς, a shield; σπέρμα, a seed] A genus of apocynaceous trees, of which the quebracho is the most important.

aspidospermatin (*as-pid-o-sper'-mat-in*) [ἀσπίς, a shield; σπέρμα, seed]. A basic substance, from quebracho bark, said to be isomeric with aspidosamine and to depress the temperature when administered.

aspidospermine (*as-pid-o-sper'-mēn*) [see *aspidosperma*], $C_{22}H_{30}N_2O_2$. An alkaloid extracted from quebracho (*Aspidosperma quebracho*). It is a respiratory stimulant and antispasmodic. Dose 1–2 gr. (0.065–0.13 Gm.).

aspirate (*as'-pir-āt*). To remove by aspiration.

aspiration (*as-pir-a'-shun*) [*ad*, to; *spirare*, to breathe] 1. The act of sucking up or sucking in; inspiration; imbibition. 2. The act of using the aspirator. 3. A method of withdrawing the fluids and gases from a cavity. **a. pneumonia.** See *pneumonia, aspiration.*

aspirator (*as'-pir-a-tor*) [see *aspiration*]. An apparatus for withdrawing liquids from cavities by means of suction.

aspirin (*as'-pir-in*). The acetic-acid ester of salicylic acid; small needles without color or taste, used as an antipyretic and analgesic, as is sodium salicylate. Dose 15 gr. (1 Gm.). Syn., *acetyl salicylic acid.*

aspirinoids (*as-pir'-in-oydz*). Same as aspirin, *q. v.*

aspirolithin (*as-pir-o-lith'-in*). A proprietary combination of aspirin and lithium.

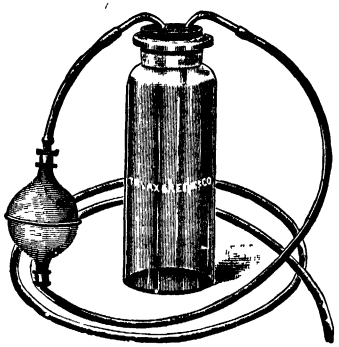

TURCK'S ASPIRATION APPARATUS.

aspirophen (*as-pi'-ro-fen*). A mixture containing salicylic acid and monacetyl phenocoll; it is said to be antirheumatic and antipyratic. Dose 10–15 gr. (0 6–1.0 Gm.).

Asplenium (*as-ple'-ne-um*). A genus of ferns called spleen-worts, or miltwastes.

asporogenic (*ah-spor-o-jen'-ik*) [ἀ, priv.; σπόρος, seed; γενής, producing]. Not reproducing by means of spores; not producing spores.

asporogenous (*as-por-oj'-en-us*). Same as *asporogenic*.

asporous (*ah-spo'-rus*) [ἀ, priv.; σπόρος, seed]. Without spores.

assafetida (*as-a-fet'-id-ah*). See *asafetida*.

assanation (*as-an-a'-shun*) [*ad*, to; *sanare*, to make sound] The improvement of sanitary conditions.

assault (*as-awlt'*) [*assalire*, to assail]. An attack. **a., criminal,** in medical jurisprudence, the touching or attempting to touch, on the part of a male, any of the sexual organs (the breasts included) of a female against her will, even though they be covered by clothing.

assay (*as-a'*) [Fr., *assayer*]. 1 The testing or analysis of a metal or drug to determine the relative proportion of its constituents. 2. The substance thus tested. 3. The process of assaying.

Assègat, triangle of. See under Assézat.

asselline (*as-el'-ēn*). A poisonous leukomaine obtained from cod-liver-oil.

Assèzat, triangle of, (*ah-sa-zah'*) [Jules *Assézat*, French anthropologist, 1832–1876]. A triangle formed by lines uniting the projection of the nasion on the alveolo-condylar plane and the alveolar and nasal points and one uniting the two latter

assident (*as'-id-ent*) [*assidere*, to sit by]. Usually, but not always, accompanying a disease; as, *assident symptoms*. Opposed to pathognomonic.

assideration (*as-id-er-a'-shun*) [*ad*, intensive; *sideratio*, an evil influence]. In forensic medicine, infanticide by immersing in ice-cold water.

assimilable (*as-im'-il-a-bl*) [*assimulare*, to make like]. Capable of being assimilated; nutritious.

assimilation (*as-im-il-a'-shun*) [see *assimilable*]. The process of transforming food into so nutrient a condition that it is taken up by the circulatory system, to form an integral part of the economy; synthetic or constructive metabolism; anabolism. **a.-limit,** the amount of starchy or saccharine food which a person can ingest without the appearance of glycosuria. **a., mental,** the mental reception of impressions and their assignment by the consciousness to their proper place. **a., primary,** that concerned in the conversion of food into chyle and blood. **a., secondary,** that relating to the formation of the organized tissues of the body.

associated (*as-o'-se-a-ted*) [*associatus*, united]. Joined. **a. movements,** coincident or consensual movements of muscles other than the leading one, and which, by habit or unity of purpose, are involuntarily connected with its action· both eyeballs move alike in reading, though one be a blind eye Movement of the normal arm will sometimes produce slight motion of the opposite paralyzed arm. Uniformity of innervation is usually the cause of these movements. **a. paralysis, a. spasm,** a common paralysis or spasm of associated muscles.

associated paralysis of larynx. Paralysis of the recurrent laryngeal nerve (involving the vocal cords) complicated by paralysis of the pneumogastric, spinal accessory or hypoglossal nerves

association center (*as-so-se-a'-shun*). The center controlling associated movements. **a. c., anterior,** that part of the frontal cortex anterior to the motor area. **a. c., middle,** the island of Reil. **a. c., posterior,** that part of the cortex situated between the sensory area at the equator and the area for vision in the occipital lobe.

association test. A word is mentioned to the patient, and the physician observes what other words the patient will give as the ones suggested to him by the first word The time consumed in this process is also noted.

assonance (*as'-o-nans*) [*assonare*, to respond to]. A morbid tendency to employ alliteration.

assuetude (*as'-sū-e-tūd*). Habituation to disturbing influences; the condition of the organism in which it has acquired such tolerance for a drug or poison that the effect it once had is lost.

assurin (*as -u-rin*), $C_{46}H_{97}N_2P_2O_9$. A name given by Thudichum to a complex substance occurring in brain tissue.

astasia (*ah-sta'-se-ah*) [ἀ, priv.; στάσις, standing]. Motor incoordination for standing. **a.-abasia,** a symptom consisting in inability to stand or walk in a normal manner. The person affected seems to collapse when attempting to walk.

astatic (*ah-stat'-ik*). Having no directive tendency. **a. needle,** an apparatus consisting of two needles of equal magnetic moments and exactly reversed in direction.

asteatosis (*as-te-at-o'-sis*) [ἀ, priv.; στέαρ, tallow; ὠδης, fulness]. 1. A deficiency or absence of the sebaceous secretion 2. Any skin disease (as xeroderma) characterized by scantiness or lack of the sebaceous secretion **a. cutis,** a condition of diminished sebaceous secretion, as the result of which the skin becomes dry, scaly, and often fissured.

aster (*as'-ter*) [ἀστήρ, a star]. 1. The stellate structure surrounding the centrosome. 2. The stellar group of chromosomes during karyokinesis.

astereognosis (*ah-ste-re-og-no'-sis*) [ἀ, priv.; στερεός, solid; γνῶσις, knowledge]. Inability to

recognize objects by the sense of touch, due to lesion in the central parietal lobule. Syn., *stereoagnosis*. Cf., *aphasia, tactile*.

asterion (*as-te -re-on*) [*aster*]. A point on the skull corresponding to the junction of the occipital, parietal, and temporal bones.

asternal (*ah-ster'-nal*) [ἀ, priv.; στέρνον, the breast-bone]. 1. Without a sternum. 2. Not connected with the sternum. **a. ribs,** the five lower pairs, because not joined directly to the sternum.

asternia (*ah ster'-ne-ah*) [see *asternal*] Absence of the sternum.

asteroid (*as'-ter-oid*) [*aster; εἶδος*, likeness]. 1. Stellate. 2. See *astrocyte*.

asterol (*as'-ter-ol*). Trade name of a preparation of paraphenolsulphonate of mercury and ammonium tartrate; it is used as a surgical antiseptic and bactericide.

asthenia (*ah-sthe'-ne-ah*) [ἀ, priv.; σθένος, strength]. Absence of strength; adynamia. Syn., *hypopsychia*. **a. pigmentosa,** Addison's disease.

asthenic (*ah-sthen'-ik*) [see *asthenia*]. Characterized by asthenia.

asthenogenia, asthenogenesis (*ah-sthen-o-je'-ne-ah, ah-sthen-o-jen'-es-is*) [*asthenia; γεννᾶν*, to produce]. The production of asthenia.

asthenometer (*ah-sthen-om'-et-er*) [*asthenia; μέτρον*, a measure]. An instrument for detecting and measuring asthenia; especially, a device for measuring muscular asthenopia.

asthenope (*as'-then-ōp*). A person suffering from asthenopia.

asthenopia (*ah-sthen-o'-pe-ah*) [*asthenia; ὤψ*, eye] Weakness of the ocular muscles or of visual power, due to errors of refraction, heterophoria, overuse, anemia, etc. **a., accommodative,** that due to hyperopia, astigmatism, or a combination of the two, producing strain of the ciliary muscle. **a., muscular,** that due to weakness, incoordination (heterophoria), or strain of the external ocular muscles. **a., nervous, a., retinal,** a rare variety, caused by retinal hyperesthesia, anesthesia, or other abnormity, or by general nervous affections. **a. tarsal,** that due to pressure of the eyelids on the cornea.

asthenopic (*ah-sthen-op'-ik*) [see *asthenopia*]. Characterized by asthenopia

asthenoxia (*as-then-ok'-se-ah*) [*asthenia; oxygen*]. Insufficient oxidation of the waste products of metabolism.

asthma (*as'-mah*) [*ἅσθμα*, panting]. A paroxysmal affection of the bronchial tubes characterized by dyspnea, cough, and a feeling of constriction and suffocation. The disease is probably a neurosis, and is due to hyperemia and swelling of the bronchial mucous membrane, with a peculiar secretion of a mucin-like substance. The attacks may be caused by direct irritation of the bronchial mucous membrane or by indirect or reflex irritation, as from the nose, the stomach, the uterus. When dependent upon disease of the heart, the kidneys, stomach, thymus, etc., it has been designated *cardiac, renal, peptic, thymic*, etc. **a., arthritic.** 1. That due to gout. 2. Angina pectoris. **a., bronchial.** Same as *asthma*. **a., cardiac,** paroxysmal dyspnea due to heart disease. **a. convulsivum.** Synonym of *asthma*. **a. crystals,** acicular crystals (Charcot-Leyden crystals) contained in the sputum of asthmatic patients. They are generally associated with eosinophil cells. **a. cultrariorum.** See *fibroid phthisis*. **a. dyspepticum,** asthma due to nervous reflexes through the vagus. **a., fuller's, a. fullorum,** a pulmonary affection due to inhaling particles of wool and dust in the manufacture of cloth. **a., grinders'.** See *fibroid phthisis*. **a., hay-.** See *hay-fever*. **a., intrinsic,** that due to direct irritation of the lungs. **a., marine.** See *beriberi*. **a., miller's.** See *laryngismus stridulus*. **a., miner's.** See *anthracosis*. **a. nervosum.** Synonym of *asthma* **a., organic,** asthma of cardiac origin. **a.-paper,** niter-paper. **a., paralytic bronchial,** a rare form attributed to a relaxed condition of the bronchioles **a., pneumobulbar,** See's term for a form attributed to pulmonary irritation transmitted to the bronchioles by reflexes through the vagus. **a. purulentum,** that due to an abscess in the respiratory passages. **a., renal,** a paroxysmal dyspnea sometimes occurring in the course of Bright's disease. **a., spasmodic.** See *asthma*. **a., thymic.** Synonym of *laryngismus stridulus*. **a. weed,** lobelia.

asthmatic (*az-mat'-ik*) [see *asthma*]. Relating to or affected with asthma

asthmaticoscorbutic (*az-mat-ik-o-skor-bū'-tik*) Relating to asthma and scurvy.

asthmatoid wheeze (*az'-mat-oyd hwēz'*). When there is a foreign body in the trachea or bronchus, if the physician places his ear in front of the patient's mouth during expiration a sound will be heard which resembles the wheezing of an asthmatic patient; it is said to be diagnostic of a foreign body in trachea or bronchus.

asthmatophthisis (*as-mat-o-tis'-is*) Pulmonary tuberculosis attended with asthma. Syn., *asthmatic phthisis*.

asthmatorthopnea, asthmorthopnea (*az-mat-or-thop'-ne-ah, az-mor-thop'-ne-ah*) [*asthma; orthopnea*]. Orthopnea due to asthma or respiratory obstruction located in the chest.

asthma-weed. Lobelia inflata.

asthmogenic (*az-mo-jen'-ik*) [*asthma; γεννᾶν*, to produce] Causing asthma.

asthmolysin (*az-mol'-is-in*) A mixture of the extracts of the suprarenal glands and of the hypophysis with some preservative; said to be serviceable in asthma. It is administered by hypodermic injection.

astigmagraph (*as-tig'-ma-graf*) [α, priv.; στίγμα, a point; γράφειν, to write]. An instrument for illustrating the phenomena of astigmatism.

astigmatic (*ah-stig-mat'-ik*) [*astigmatism*]. Pertaining to or affected with astigmatism.

astigmatism (*ah-stig'-mat-izm*) [ἀ, priv.; στίγμα, a point, because rays of light from a point are not brought to a point by the refractive media of the eye]. That condition of the eye in which rays of light from a point do not converge to a point on the retina. It is usually due to inequality of curvature of the different meridians of the cornea (*corneal astigmatism*), but may be caused by imperfections of the lens (*lenticular astigmatism*), unequal contraction of the ciliary muscle, or may perhaps be due to retinal imperfection. It may be *acquired* or *congenital*, and may complicate hyperopia or myopia, producing either *simple hyperopic astigmatism*, in which one principal meridian is emmetropic, the other hyperopic, or *compound hyperopic astigmatism*, in which both meridians are hyperopic, but one more so than the other. Complicating myopia we may in the same way have *simple myopic* or *compound myopic astigmatism*. In *mixed astigmatism* one principal meridian is

myopic, the other hyperopic. *Regular astigmatism* is when the two principal meridians are at right angles to each other; *irregular astigmatism* when different parts of a meridian have different refracting powers.

astigmatometer (*ah-stig-mat-om'-et-er*) [*astigmatism; μέτρον*, a measure]. An instrument for measuring the degree of astigmatism.

astigmia (*ah-stig'-me-ah*) See *astigmatism.*

astigmic (*ah-stig'mik*). See *astigmatic.*

astigmometer (*ah-stig-mom'-et-er*). See *astigmatometer*

astigmometry (*ah-stig-mom'-et-re*). The measurement of astigmatism.

astigmoscope (*ah-stig'-mo-skōp*). An instrument for measuring astigmatism.

astigmoscopy (*ah-stig-mos'-kop-e*). The measurement of astigmatism by the astigmoscope; the use of the astigmoscope.

astomatous (*ah-sto-mat-us*) [*ἀ*, priv.; *στόμα*, mouth]. In biology, without a mouth or aperture.

astomia (*ah-sto'-me-ah*) [*ἀ*, priv ; *στόμα*, a mouth]. The condition of having no mouth.

astomous (*ah-sto'-mus*). See *astomatous.*

astragalar (*as-trag'-al-ar*). Relating to the astragalus.

astragalectomy (*as-trag-al-ek'-to-me*) [*astragalus; ἐκτόμη*, excision]. Excision of the astragalus.

astragalocalcanean (*as-trag-al-o-kal-ka'-ne-an*). Relating to the astragalus and calcaneum.

astragalofibular (*as-trag-al-o-fib'-ū-lar*). Relating to the astragalus and the fibula.

astragaloscaphoid (*as-trag-al-o-skaf'-oid*). Relating to the astragalus and the scaphoid bone.

astragalotibial (*as-trag-al-o-tib'-e-al*). Relating to the astragalus and the tibia.

astragalus (*as-trag'-al-us*) [*ἀστραγάλος*, a die; the analogous bones of the sheep were used by the ancients as dice]. The ankle-bone, upon which the tibia rests.

Astragalus. A genus of leguminous plants from some varieties of which gum tragacanth is derived. *A mollissimus* is the loco-plant. The active principle of this plant has mydriatic properties.

astral (*as'-tral*). Pertaining to an aster.

astraphobia, astrapaphobia (*as-traf-fo'-be-ah, as-trap-af-o'-be-ah*) [*ἀστραπή*, lightning; *φόβος*, fear] Morbid fear of lightning.

astrict (*as-trikt'*) [see *astriction*]. To constrict or compress.

astriction (*as-trik'-shun*) [*astrictio; ad*, to; *stringere*, to bind]. Constipation or any condition resulting from the use of astringents.

astringency (*as-trin'-jen-se*) [*ad*, to; *stringere*, to bind] The quality of being astringent.

astringent (*as-trin'-jent*) [*ad*, to; *stringere*, to bind]. 1. Causing contraction; binding. 2. An agent producing contraction of organic tissues, or that arrests hemorrhages, diarrhea, etc.

astro- (*as-tro-*) [*ἄστρον*, a star]. A prefix meaning star or star-shaped.

astroblast (*as'-tro-blast*) [*astro-; βλαστός*, a germ]. A variety of glia-cell less differentiated than the endymal cell and astrocytes.

astrocyte (*as'-tro-sīt*) [*astro-; κύτος*, cell]. 1. One of the cells derived from the endyma of the embryonic cerebrospinal canal that, in the course of development, wander toward the periphery, undergo modification, and form one of the two chief divisions of glia-cells, the other divisions being the original endymal cells. Syn., *Deiters' cells.* 2. A stellate bone-corpuscle.

astroid (*as'-troid*) [*ἄστρον*, a star; *εἶδος*, resemblance]. 1. Star-shaped. 2. An astrocyte.

astrokinetic (*as-tro-kin-et'-ik*) [*astro-; κινεῖν*, to move] Applied to the phenomena of motion as exhibited by the centrosomes of cells.

astrophobia (*as-tro-fo'-be-ah*) [*ἄστρον*, a star; *φόβος*, fear]. Fear of the stars and celestial space.

astrophorous (*as-trof'-or-us*) [*ἄστρον*, a star; *φερεῖν*, to bear]. Having stellate processes.

astrosphere (*as'-tro-sfēr*) [*astro-; σφαῖρα*, sphere]. 1. The radially arranged protoplasmic filaments surrounding the centrosome in a dividing cell. 2. The central mass of the aster, exclusive of the filaments or rays, in which the centrosome lies. 3. The entire aster exclusive of the centrosome. See *centrosphere* and *sphere of attraction.*

astrostatic (*as-tro-stat'-ik*) [*astro-; ἱστάναι*, to stand]. Applied to the resting condition of the centrosomes of cells.

Asturian (*as-tū'-re-an*). Relating to Asturia, an old province of Spain. **A. rose.** 1. Pellagra. Syn , *rosa asturica, rosa asturiensis.* 2. Leprosy.

astyclinic (*as-ti-klin'-ik*) [*ἄστυ*, city; *clinic*]. Same as *polyclinic.*

astysia (*ah-stiz'-e-ah*) [*ἀ*, priv.; *στύειν*, to make erect]. Incomplete power to erect the penis.

asurol (*as'-u-rol*). A preparation containing mercury and sodium amido-oxybutyrate; it is used in syphilis.

asyllabia (*ah-sil-a'-be-ah*) [*ἀ*, priv.; *συλλαβή*, a syllable] A condition in which individual letters are recognized, but the formation of syllables and words is impossible.

asylum (*as-ī'-lum*) [L., "a place of refuge"]. An institution for the support, safe-keeping, cure, or education of those incapable of caring for themselves, such as the insane, the blind, etc. **a. ear.** See *hæmatoma auris* under *hematoma.*

asymbolia (*ah-sim-bo'-le-ah*) [*ἀ*, priv.; *σύμβολον*, symbol]. The loss of all power of communication, even by signs or symbols.

asymmetric carbon atom (*as-im-et'-rik*). In stereochemistry, a carbon atom to which four different univalents are attached.

asymmetry (*ah-sim'-et-re*) [*ἀ*, priv.; *σύμμετρία*, symmetry]. 1. Unlikeness of corresponding organs or parts of opposite sides of the body that are normally of the same size, etc., *e. g., asymmetry* of the two halves of the skull or brain. 2. The linking of carbon atoms to four different groups; the combination of carbon atoms with different atoms or atomic groups **a., meridional.** See under *astigmatism.* **a., unilateral.** See *hemihypertrophy.*

asymphytous (*ah-sim'-fit-us*). Distinct; not grown together.

asynchronism (*ah-sin'-kron-izm*) [*ἀ*, priv.; *σύν*, with; *χρόνος*, time]. Absence of synchronism.

asynclitism (*ah-sin'-klit-izm*) [*ἀ*, priv.; *σύν*, together; *κλίσις*, an inclination]. The condition of obliquity of two or more objects to each other; *e. g.*, an oblique presentation of the fetal head at the superior strait of the pelvis.

asynechia (*ah-si-ne'-ke-ah*) [*ἀ*, priv.; *συνέχειν*, to hold together]. Absence of continuity in structure.

asynergia (*ah-sin-er'-je-ah*). Same as *asynergy.*

asynergic (*ah-sin-ur'-jik*). Not acting simultaneously or in harmony.

asynergy (*ah-sin'-er-jē*) [*ἀ*, priv.; *συνεργία*, cooperation]. Faulty coordination of the different organs or muscles normally acting in unison. **a., progressive locomotor, a., motorial.** See

ataxia, locomotor. **a., verbal,** defective coordination of speech, as in aphasia. **a., vocal,** faulty coordination of the muscles of the larynx due to chorea.

asynesia (*ah-sin-e'-ze-ah*) [ἀσυνεσία, stupidity]. Stupidity; loss or disorder of mental power.

asynetic, asynetous (*ah-sin-et'-ik, ah-sin'-et-us*). Affected with asynesia.

asynodia (*ah-sin-o'-de-ah*) [ἀ, priv.; συνοδία, a traveling together]. Sexual impotence.

asynovia (*ah-sin-o'-ve-ah*) [ἀ, priv.; *synovia*]. A deficiency of the synovial fluid

asynthesis (*ah-sin'-the-sis*) [ἀ, priv.; σύνθεσις, a putting together]. A faulty connection of parts.

asyntrophy (*ah-sin'-tro-fe*) [ἀ, priv.; συντροφία, a growing up together]. Absence of symmetry in growth and development.

asyphil (*as'-if-il*). Mercury atoxilate or arsanilate; used as an antisyphilitic

asystematic (*ah-sis-tem-at'-ik*) [ἀ, priv.; συστήμα, system]. Diffuse; not restricted to any one or several systems of nerve fibers; applied to nervous diseases that are general.

asystole, asystolia (*ah-sis'-to-le, ah-sis-to'-le-ah*) [ἀ, priv.; συστολή, a shortening] Imperfect contraction of the ventricles of the heart. **a., cardiataxic,** transitory asystole due to accelerated heart-action. **a., cardioplegic.** See *amyocardia.*

asystolic (*ah-sis-tol'-ik*) [see *asystole*]. Characterized by asystole.

asystolism (*ah-sis'-tol-izm*) [ἀ, priv.; συστολή, a shortening]. Inability of the right ventricle of the heart to empty itself of its contents, a condition encountered in the last stages of mitral incompetence. See *asystole.*

atactic (*at-ak'-tik*) [ἄτακτος, irregular]. Irregular; incoordinate. Pertaining to muscular incoordination, especially in aphasia

atactilia (*ah-tak-til'-e-ah*). Inability to recognize tactile impressions.

atavic (*at'-av-ik*) [*atavus,* a forefather]. Relating to or characterized by atavism.

atavism (*at'-av-izm*) [see *atavic*]. The reappearance of a peculiarity in an individual whose more or less remote progenitors possessed the same peculiarity but whose immediate ancestors did not present it.

atavistic (*at-av-is'-tik*). Same as *atavic.*

ataxaphasia (*at-aks-a-fa'-ze-ah*). Inability to arrange words synthetically into sentences.

ataxia (*at-aks'-e-ah*) [ἀταξία, want of order]. Incoordination of muscular action. **a., bulbar,** tabes due to a lesion in the pons or oblongata. **a., cerebellar, a., cerebral, a., spinal,** that due to disease of the cerebellum of the brain or of the spinal cord. **a. cordis.** See *delirium cordis.* **a., diphtheritic,** a sequel of diphtheria preceding diphtheritic paralysis, and in which the chief phenomena of locomotor ataxia are present. **a., family, a., Friedreich's, a., hereditary.** See *Friedreich's disease.* **a., hereditary cerebellar** (of Marie), a form of ataxia that resembles Friedreich's disease in being hereditary, occurring in families; the gait, however, is not the staggering gait of tabes, but the reeling gait of cerebellar disease; the knee-jerk is increased instead of being diminished, and there are no deformities. **a., locomotor,** a disease of the posterior columns of the spinal cord, characterized by static and motor ataxia, by fulgurant pains, girdle-sensation, Argyll Robertson pupil, disturbances of sensation and of the sphincters, and loss of the patellar reflex. Syn., *posterior spinal sclerosis; tabes dorsalis.* **a., moral,** the inconstancy of ideas and will, attended with convulsions and pain, observed in hysterical subjects. **a., motor,** inability to coordinate the muscles in walking. **a., paralytic, of the heart,** a condition marked by dyspnea, weakness of cardiac sounds, palpitation, edema, and dropsy, without any organic heart disease. **a., sensory,** a form regarded as due to disturbance of the nerve-tracts lying between the periphery and the centers of coordination; its existence is denied by some authorities. **a., spinal.** See *a., cerebellar.* **a., static,** the failure of muscular coordination in standing still, or in fixed positions of the limbs. **a., thermal,** peculiar large and irregular fluctuations of the body-temperature, due to a condition of incoordination or a disordered or weakened thermotaxic mechanism. This may give rise to the so-called *paradoxic* or *hysterical temperatures,* rising occasionally to 108° or 110° F., without grave or permanent injury. **a., vasomotor.** See *vasomotor ataxia.*

ataxiadynamia (*at-aks-e-ah-di-nam'-e-ah*) [*ataxia;* δύναμις, power]. Combined weakness and incoordination of muscles.

ataxiagram (*at-aks'-e-a-gram*) [*ataxia;* γράμμα, a marking] 1 A line drawn by a patient suffering with an ataxial disease. The patient's eyes are open or closed and he attempts to make a straight line. The character of the deviations from a straight line that result are conceived to have a certain diagnostic value. 2. The record made by an ataxiagraph.

ataxiagraph (*at-aks'-e-a-graf*) [*ataxia;* γράφειν, to write] A device for photographing tremors

ataxiamensia (*at-aks-e-am-ne'-ze-ah*) [*ataxia; amnesia*]. Muscular ataxia with loss of or impairment of memory.

ataxiameter (*at-aks-e-am'-et-er*) [*ataxia;* μέτρον, measure] An instrument for recording the swaying in ataxia, or postural sway.

ataxiamnesic (*at-aks-e-am-ne'-zik*). Affected with ataxia and amnesia.

ataxic (*at-aks'-ik*) [see *ataxia*]. 1. Pertaining to or affected with ataxia. 2. A person affected with ataxia. **a. aphasia.** See under *aphasia.* **a. fever.** See *typhus*

ataxoadynamia (*at-aks-o-ah-di-nam'-e-ah*). Adynamia combined with ataxia.

ataxodynamy (*at-aks-o-din'-am-e*) [*ataxia;* δύναμις, power] Abnormity in the movements of a part or organ.

ataxophemia (*at-aks-o-fe'-me-ah*) [*ataxia;* φήμι, to speak]. Lack of coordination in speech

ataxophobia (*at-aks-o-fo'-be-ah*) [ἀταξία, want of order; φόβος, fear]. 1. Excessive dread of disorder 2. Morbid dread of suffering from locomotor ataxia.

ataxospasmodic (*at-aks-o-spas-mod'-ik*). Affected with choreic ataxia or relating to it

ataxy (*at-aks'-e*). See *ataxia.*

-ate. A suffix to nouns in chemistry signifying any salt of an oxyacid having the termination *-ic;* as, *sulphate, phosphate.*

atelectasis (*at-el-ek'-tas-is*) [ἀτελής, imperfect; ἔκτασις, expansion]. Imperfect expansion or collapse of the air-vesicles of the lung. It may be present at birth, or may be acquired from diseases of the bronchi or lungs. **a., absorption,** acquired atelactasis in which the air has been removed by absorption from within, resulting from the plugging of the bronchial tubes. **a., compression,** acquired atelectasis due to pres-

sure. **a., obstructive,** that due to obstruction of a bronchial tube. See *a., absorption.*

atelectatic (*at-el-ek-tat'-ik*) [see *atelectasis*]. Relating to or characterized by atelectasis.

ateleiosis (*at-el-i-o'-sis*) [ἀτελείωσις, not arriving at perfection]. A disease characterized by abrupt onset, the absence of any perceptible cause, conspicuous infantilism with retention of unimpaired intelligence, and marked tardiness in development of the sexual system. Cf. *progeria.*

atelencephaly (*at-el-en-sef'-al-e*) [ἀτελής, incomplete; ἐγκέφαλος, brain]. Imperfect development of the brain.

atelia, ateleiosis (*at-e'-le-ah, at-e-li-o'-sis*) [ἀτέλεια, imperfection]. Persistence of the child's characteristics in the adult. Imperfect development. The word is compounded with others to designate the part affected, as *atelocardia,* etc., imperfect development of the heart, etc. **a., asexual,** that type in which the sexual organs are implicated. **a., sexual,** that type in which the sexual organs develop normally.

atelic (*at'-el-ik*) [ἀτελής, incomplete]. Functionless.

atelo- (*at-el-o-*). A prefix signifying imperfect development.

atelocardia (*at-el-o-kar'-de-ah*) [*atelo-*; καρδία, heart]. An imperfect or undeveloped state of the heart.

atelocephalous (*at-el-o-sef'-al-us*) [*atelo-*; κεφαλή, head]. Having the skull or head more or less incomplete.

atelocheilia (*at-el-o-ki'-le-ah*) [*atelo-*; χεῖλος, lip]. Defective development of a lip.

atelocheiria (*at-el-o-ki'-re-ah*) [*atelo-*; χείρ, hand] Defective development of the hand.

ateloencephalia (*at-el-o-en-sef-a'-le-ah*) [*atelo-*; ἐγκέφαλος, brain]. Incomplete development of the brain.

ateloglossia (*at-el-o-glos'-e-ah*) [*atelo-*; γλῶσσα, tongue]. Congenital defect in the tongue.

atelognathia (*at-el-og-na'-the-ah*) [*atelo-*; γνάθος, jaw]. Imperfect development of a jaw, especially of the lower jaw.

atelomyelia (*at-el-o-mi-e'-le-ah*) [*atelo-*; μυελός, marrow]. Congenital defect of the spinal cord.

atelopodia (*at-el-o-po'-de-ah*) [*atelo-*; πούς, foot]. Defective development of the foot.

ateloprosopia (*at-el-o-pro-so'-pe-ah*) [*atelo-*; πρόσωπον, face]. Incomplete facial development.

atelorrhachidia (*at-el-o-rak-id'-e-ah*) [*atelo-*; ῥάχις, spine]. Imperfect development of the spinal column, as in spina bifida.

atelostomia (*at-el-o-sto'-me-ah*) [*atelo-*; στόμα, mouth]. Incomplete development of the mouth.

athelasmus (*ah-thel-az'-mus*) [ἀ, priv.; θηλασμός, a suckling]. Inability to suckle, from defect or want of the nipples.

athelia (*ah-the'-le-ah*) [ἀ, priv.; θηλή, a nipple]. Absence of a nipple.

athermal (*ah-thur'-mal*) [ἀ, priv.; θέρμη, heat]. Cool; applied to spring-water of a temperature below 15° C.

athermancy (*ah-thur'-man-se*) [ἀθέρμαντος, not heated]. The state of being impervious to radiant heat.

athermanous (*ah-ther'-man-us*). Impervious to radiant heat.

athermic, athermous (*ah-ther'-mik, -mus*). 1. Without fever. 2. See *athermanous.*

athermosystaltic (*ah-ther-mo-sist-al'-tik*) [ἀ, priv.; θέρμη, heat; συσταλτικός, drawing together]. Applied to muscles which do not contract under the influence of heat.

atheroma (*ath-er-o'-mah*) [ἀθήρη, gruel; ὄμα, tumor]. 1. A sebaceous cyst containing a cheesy material. Syn., *acne sebacea molluscum; sebaceous cyst; steatoma.* 2. The fatty degeneration of the walls of the arteries in arteriosclerosis; by common usage the word is also applied to the whole process of arteriosclerosis. Arterial atheroma is also termed *atherosis.* **a., capillary,** the formation of fatty granules in the walls of the capillaries.

atheromasia (*ath-er-o-ma'-ze-ah*) [see *atheroma*]. Atheromatous degeneration; the condition of atheroma.

atheromatosis. A more or less generalized atheromatous condition of the arteries.

atheromatous (*ath-er-o'-mat-us*) [see *atheroma*]. Characterized by or affected with atheroma. **a. abscess.** See *abscess, atheromatous.* **a. ulcer,** an ulcer formed by the abscess breaking through the intima.

atherosclerosis (*ath-er-o-skle-ro'-sis*) [*atheroma; sclerosis*]. A form of arteriosclerosis with hyperplasia of the outer layers of the involved arteries and degeneration of the elastic layer.

atherosis (*ath-er-o'-sis*) [ἀθήρη, gruel]. A synonym of *atheroma* (2).

athetoid (*ath'-et-oid*) [*athetosis*]. Pertaining to or affected with athetosis. **a. spasm,** a spasm in which the affected member performs athetoid movements.

athetosis (*ath-et-o'-sis*) [ἀθετος, unfixed; changeable]. A condition most frequently occurring in children, and characterized by continual slow change of position of the fingers and toes. It is usually due to a lesion of the brain. It is also called "posthemiplegic chorea," from its occurrence after hemiplegia **a., double congenital.** See *paraplegia, infantile spasmodic.*

athlete's heart (ἀθλεῖν, to contend with]. A slight incompetency of the aortic valves, a condition sometimes found in athletes

athletic foot (*ath-let'-ik*) [*athlete*]. Ringworm of the foot

athrepsia, athrepsy (*ah-threps'-e-ah, ah'-threps-e*) [ἀ, priv.; τρέφειν, to nourish]. Malnutrition.

athreptic (*ah-threp'-tik*). Relating to athrepsia.

athymia (*ah-thi'-me-ah*) [ἀ, priv.; θυμός, spirit]. 1. Despondency. 2. Loss of consciousness. 3. Insanity. 4. Absence of the thymus gland.

athymic (*ah-thi'-mik*) [ἀ, priv.; θυμός, mind]. Affected with athymia.

athyrea, athyria (*ah-thi'-re-ah*) [ἀ, priv.; *thyroid*]. The condition arising from absence of the thyroid gland or suppression of its function. Syn., *myxedema.* Cf. *thyreoprivus.*

athyreosis (*ah-thi-re-o'-sis*). Atrophy or absence of the thyroid gland and the pathological condition consequent upon elimination of its function.

athyria. Same as *athyrea.*

athyroidea (*ah-thi-roid'-e-ah*). Absence of the thyroid gland.

athyroidation. Same as *athyrea, q. v*

athyroidea. Same as *athyrea, q. v.*

athyroidemia (*ah-thi-roid-e'-me-ah*). Myxedema.

athyroidism (*ah-thi'-roy-dism*). Same as *athyreosis* or *athyrea.*

athyrosis (*ah-thi-ro'-sis*). See *athyreosis.*

atlantad (*at-lan'-tad*) [See *atlas*]. Toward the atlas in situation or direction.

atlantal (*at-lan'-tal*) [See *atlas*]. Relating to the atlas.

atlanten (*at-lan'-ten*) [See *atlas*]. Belonging to the atlas in itself.

atlanto- (*at-lan'-to*) [See *atlas*]. A prefix signifying relation to the atlas; seen in the words atlanto-axial (relating to the atlas and the axis), atlanto-occipital, atlanto-odontoid, etc.

atlantoaxial (*at-lant-o-aks'-e-al*). See *atloaxoid.*

atlas (*at'-las*) ["Ατλας, a mythological Greek hero who was supposed to carry the earth on his shoulders]. The first of the cervical vertebræ It articulates with the occipital bone of the skull and with the axis.

atloaxoid (*at-lo-aks'-oid*). Relating to the bones termed the atlas and the axis.

atlodidymus (*at-lo-did'-im-us*). See *atlodymus.*

atlodymus (*at-lod'-im-us*) [See *atlas;* δίδυμος, double] A monstrosity with two heads on one neck and a single body

atloido- (*at-loi'-do*). In composition, the same as *atlanto;* seen in such examples as atloido-axoid, atloido-odontoid, etc.

atmiatria, atmiatrics. See *atmiatry.*

atmiatrics (*at-mi-at'-riks*) [see *atmiatry*]. Same as atmiatry, *q. v.*

atmiatry (*at-mi'-at-re*) [ἀτμίς, vapor, ἰατρεία, medical treatment]. Treatment of diseases of the lungs or mucous membranes by inhalation, fumigation, or by directing a current of vapor or gas upon the part.

atmic (*at'-mik*) [ἀτμίς, vapor]. Relating to, due to, or consisting of vapor.

atmidalbumin (*at-mid-al-bū'-min*) A substance standing between the albuminates and the albumoses, obtained by Neumeister at the same time with atmidalbumose

atmidalbumose (*at-mid-al-bū'-mōs*). Neumeister's name for a body obtained by the action of superheated steam on fibrin.

atmidiatrics (*at-mid-re-at'-riks*). Treatment of disease by vapor.

atmidometer (*at-mid-om'-et-er*). See *atmometer.*

atmidometrograph (*at-mid-o-met'-ro-graf*) [ἀτμός, vapor; μέτρον, a measure; γράφειν, to write]. A self-registering atmidometer.

atmidoscope (*at-mid'-o-skōp*) [ἀτμός, vapor; σκοπεῖν, to view]. See *atmometer.*

atmiometer (*at-mi-om'-et-er*). A closed cabinet with means for treating diseases by atmiatry.

atmismometer (*at-mis-mom'-et-ur*). See *atmometer.*

atmisterion (*at-mis-te'-re-on*). See *vaporarium.*

atmo- (*at-mo*) [ἀτμός, vapor; breath]. A prefix meaning vapor or breath.

atmocausia, atmocausis (*at-mo-kaw -se-ah, -sis*) [*atmo-;* καῦσις, a burning]. Therapeutic cauterization with steam by means of an atmocautery.

atmocautery (*at-mo-kaw'-ter-e*). An apparatus used in practising atmocausis.

atmograph (*at'-mo-graf*) [*atmo-;* γράφειν, to record]. A form of self-registering respirometer.

atmography (*at-mog'-raf-e*) [ἀτμός, vapor; γράφειν, to write]. A description of vapors and evaporation

atmokausis (*at-mo-kaw -sis*). See *atmocausis.*

atmology (*at-mol'-oj-e*) [ἀτμός, vapor; λόγος, science]. Science of vapors and evaporation.

atmolysis (*at-mol'-is-is*) [*atmo-;* λύσις, loosing]. A method of separating the ingredients of mixed gases or vapors by means of their different diffusibility through a porous substance

atmolyzer (*at-mol-i'-zur*). An apparatus for separating gases by diffusion.

atmometer, atmidometer (*at-mom'-et-er, at-mid-om'-et-er*) [*atmo-;* μέτρον, a measure]. An instrument for measuring the amount of water exhaled by evaporation from a given surface in a given time, in order to determine the humidity of the atmosphere.

atmos (*at'-mos*) [abbreviation of atmosphere]. A proposed unit of air pressure, being the pressure of one dyne on one square centimeter.

atmosphere (*at'-mos-fēr*) [*atmo-;* σφαῖρα, a sphere]. 1. The mixture of gases surrounding the earth to the height of about 200 miles. 2. The pressure exerted by the atmosphere at the level of the sea; it is about 15 pounds to the square inch, or 1 kilogram to the square centimeter. 3. In chemistry, any special gaseous medium encircling a body. 4 The climatic state of a locality.

atmospheric (*at-mos-fer'-ik*) [see *atmosphere*] Pertaining to the atmosphere. **a. moisture,** the vapor of water mingled with the atmosphere. It varies in quantity according to the temperature. **a. tension,** the pressure of the air per square inch on the surface of a body. Normally, at the sea-level, it is about 15 pounds per square inch, or equal to that of a column of mercury about 30 inches in height. It decreases about $\frac{1}{10}$ inch or $\frac{1}{20}$ pound per square inch for every 90 feet of altitude. Above 10,000 feet the rarity of the atmosphere is usually noticeable in quickened breathing and pulserate.

atmospherization (*at-mos-fer-iz-a'-shun*). The conversion of venous into arterial blood by the absorption of oxygen. Cf. *dearterialization*

atmotherapy (*at-mo-ther'-ap-e*) [*atmo-;* θεραπεία, therapy] 1 Pitres' name for the treatment of certain tics by methodic reduction of respiration. 2. The treatment of disease by vapor

atocia (*at-o'-se-ah*) [ἄτοκος, barren]. Sterility of the female.

atolin (*at'-ol-in*). Trade name of a preparation of liquid petrolatum.

atom (*at'-om*) [ἀ, priv., τέμνειν, to cut]. The ultimate unit of an element; that part of an element incapable of further division, or the smallest part capable of entering into the formation of a chemical compound, or uniting with another to form a molecule—which last is the smallest quantity of a substance that can exist free or uncombined. **a., primary,** electron.

atomic (*at-om'-ik*) [see *atom*]. Pertaining to atoms. **a. heat,** the specific heat of an atom of an element multiplied by its atomic weight. **a. number** of an element is the position or place number occupied by that element in the periodic table. **a. theory,** the theory of Dalton that all matter is composed of atoms, the weight of each atom differing for the different elements. **a. valence,** the saturating power of the atom of an element as compared with an atom of hydrogen. Syn., *equivalence.* **a. volume,** the atomic weight of an element divided by the density; it represents the volume in Cc. which would be occupied by the atomic weight of the element taken in Gm. **a. weight,** the weight of an atom of an element as compared with the weight of an atom of hydrogen.

atomicity (*at-om-is'-it-e*) [see *atom*]. 1. Chemical valence; quantivalence. 2. The number of OH groups is an alcohol or a base.

atomidine (*at-om'-id-ēn*) [*atomic; iodine*]. Trade name of an iodine compound said to "liberate iodine in an atomic state upon contact with the fluids of the body.

atomism (*at'-om-izm*) [ἀ, priv.; τέμνειν, to cut]. 1. The science of atoms. 2. The theory that the universe is composed of atoms.

atomist (*at'-om-ist*). One who believes in atomism.

atomistic (*at-om-is'-tik*). 1. Relating to or consisting of an atom. 2. Relating to atomism.

atomization (*at-om-iz-a'-shun*) [see *atom*]. The mechanical process of breaking up a liquid into fine spray.

atomizer (*at'-om-i-zer*) [see *atom*]. An instrument for transforming a liquid into a spray.

atomology (*at-om-ol'-o-je*) [*atom*; λόγος, science]. The science of atoms; atomism.

atomy (*at'-om-e*) [from *anatomy*, *an* being regarded as an article]. A skeleton.

atonia (*at-o'-ne-ah*) [ἀτονία, want of tone]. Atony.

atonic (*at-on'-ik*) [*atony*]. Relating to or characterized by atony.

atonicity (*at-on-is'-it-e*). Lack of tone, atony.

atony (*at'-o-ne*) [ἀ, priv.; τόνος, tone]. Want of tone. Debility. Loss or diminution of muscular or vital energy.

atopen (*at'-o-pen*). An allergen.

atophan (*at'-o-fan*). Trade mark identifying the original phenylcinchoninic acid, or 2-phenylquinolin-4-carboxylic acid. Said to increase elimination of uric acid in gout and rheumatism.

atopic (*ah-top'-ik*) [ἀ, priv.; τόπος, place]. Out of place

atopognosia (*at-o-pog-no'-ze-ah*) [ἀ, priv; τοπος, place; γνῶσις, knowledge]. Lack of ability to accurately locate a sensation or stimulus.

atopomenorrhea (*at-o-po-men-or-e'-ah*) [ἄτοπος, out of plate; μήν, month; ῥέειν, to flow]. Vicarious menstruation.

atopy (*at'-o-pe*). The condition of being sensitive to an allergen.

atoxic (*ah-toks'-ik*) [ἀ, priv; τόξικον, poison]. Not venomous; not poisonous.

atoxifil (*at-oks'-if-il*). An organic compound containing arsenic and mercury.

atoxogen (*ah-toks'-o-jen*) [ἀ, priv.; τόξικον, poison; γεννᾶν, to produce] A defensive substance resembling the enzymes and chemically allied to toxins and antitoxins prepared from the adrenals and spleen of the horse

atoxyl (*at-oks'-il*), $C_6H_4 NH_2 AsO(OH)_2$, a compound of arsenic acid and aniline, used in skin-diseases and in sleeping-sickness.

atrabiliary (*at-rah-bil'-e-a-re*) [*atra*, black; *bilis*, bile]. Pertaining to black bile, gloomy, melancholic. **a. capsules**, an old name for the suprarenal capsules.

atrabilin (*at-rah-bil'-in*). A preparation of suprarenal capsule; it has a hemostatic and vasoconstrictor action.

atrachelia (*ah-trak-e'-le-ah*) [ἀ, priv.; τράχηλος, the neck]. Having little or no neck.

atrachelocephalus (*ah-trak-el-o-sef'-al-us*) [ἀτράχηλος, without a neck; κεφαλή, the head]. 1. Affected with atrachelia. 2. A monster with no neck or an abnormally short one.

atrachelous (*ah-trak'-el-us*). Having no neck or only a very short one; also, beheaded.

atractenchyma (*ah-trakt-en'-ki-mah*) [ἄτρακτος, a spindle; ἐγχεῖν, to pour in]. Spindle-cell tissue.

atractoid (*ah-trakt'-oid*). Spindle-shaped.

atramental (*at-ram-en'-tal*) [*atramentum*, ink]. Of an inky-black color.

atremia (*ah-tre'-me-ah*) [ἀ, priv.; τρέμειν, to tremble]. 1. An absence of tremor. 2. Hysterical inability to walk, stand, or sit without general discomfort and paresthesia of the head and back, all movements being readily executed in the recumbent posture. Syn., *Neftel's disease*.

atrepsy (*ah'-trep-se*) [ἀ, priv.; τρέφειν, to nourish]. Ehrlich's term for immunity to tumor cells produced by the absence of the particular nourishment needed for the growth of tumors.

atreptic (*ah-trep'-tik*) [see *atrepsy*]. Pertaining to atrepsy.

atresia (*ah-tre'-ze-ah*) [ἀ, priv., τρῆσις, perforation]. Imperforation or closure of a normal opening or canal, as of the anus, vagina, meatus auditorius, pupil, etc.

atresic (*ah-tre'-zik*) [see *atresia*]. Characterized by atresia.

atretic (*ah-tret'-ik*). Same as *atresic*.

atreto- (*ah-tre-to-*) [ἄτρητος, imperforate]. A prefix meaning imperforate.

atretoblepharia (*at-ret-o-blef-a'-re-ah*) [*atreto-*; βλέφαρον, eye-lid]. Symblepharon, *q. v.*

atretocephalus (*ah-tret-o-sef'-al-us*) [*atreto-*; κεφαλή, the head]. A monster with imperforate nostrils or mouth.

atretocormus (*ah-tret-o-kormus*) [*atreto-*; κορμός, the trunk]. A monster having one or more imperforate openings on the trunk.

atretocystia (*at-ret-o-sis'-te-ah*) [*atreto-*; κύστις, bladder]. Atresia of the bladder.

atretogastria (*ah-tret-o-gas'-tre-ah*) [*atreto-*; γαστήρ, stomach]. Imperforation of the cardiac or pyloric orifice of the stomach

atretolemia (*ah-tret-o-le'-me-ah*) [*atreto-*; λαιμός, the gullet]. Imperforation of the esophagus or pharynx.

atretometria (*at-ret-o-me'-tre-ah*) [*atreto-*; μήτρα, womb]. Atresia of the uterus.

atretopsia (*at-ret-op'-se-ah*) [ἄτρητος, imperforate; ὤψ, eye]. Imperforation of the pupil.

atretorrhinia (*ah-tret-or-rin'-e-ah*) [*atreto-*; ῥις, the nose]. Nasal atresia.

atretostomia (*ah-tret-o-sto'-me-ah*) [*atreto-*; στόμα, the mouth]. Imperforation of the mouth.

atreturethria (*ah-tret-u-re'-thre-ah*) [*atreto-*; οὐρήθρα, the urethra]. Imperforate urethra.

atria. Plural of *atrium*. **a. mortis**, the halls of death (*i. e.*, the heart, lungs, and brain).

atrial (*a'-tre-al*) [*atrium*, the fore-court, or hall]. Relating to an atrium.

atricha (*ah'-trik-ah*) [ἀ, priv.; θρίξ, hair]. A group of bacteria having no flagella.

atrichia, atrichiasis (*ah-trik'-e-ah, ah-trik-i'-as-is*) [ἀ, priv.; θρίξ, hair]. Absence of the hair.

atrichosis (*ah-trik-o'-sis*) [see *atrichia*]. A condition characterized by absence of hair.

atrioventricular (*a-tre-o-ven-trik'-u-lar*) [*atrium*, hall, *ventriculus*, ventricle]. Relating both to the atrium (or auricle) and to the ventricle of the heart.

atriplicism (*at-rip'-lis-izm*) [*Atriplex*, a genus of plants]. A form of poisoning from eating uncooked spinach, *Atriplex littoralis*. It is characterized by painful infiltration of the backs of the hands and forearms and a sensitiveness to light.

atrium (*a'-tre-um*) [L., "the forecourt or hall"]. 1. The auricle of the heart. 2. The part of the tympanic cavity of the ear below the head of the malleus. **a. anterius**, the right auricle of the heart. **a. cordis**, the auricle of the heart. **a. cordis dextrum**, the right auricle of the heart. **a. cordis posterius**, the left auricle of the heart. **a., infection-**, the point of entrance of the bacteria in an infectious disease. **a. vaginæ**, the vestibule of the vulva.

atrolactyl (*at-ro-lak'-til*), $C_9H_{10}O_2$. The radical of atrolactic acid. **a.-tropein.** See *aconitine*. *British*.

Atropa (*at'-ro-pah*) ["Ατροπος, "she who turns not;" undeviating; one of the three Fates who cut the thread of life—in allusion to the poisonous effects of the plant]. A genus of the natural order *Solanaceæ*. See *belladonna* and *atropine*.

atrophia (*at-ro'-fe-ah*). See *atrophy*.

atrophic (*at-ro'-fik*) [*atrophy*]. Pertaining to or affected with atrophy.

atrophied (*at'-ro-fid*) [ἀ, priv ; τροφή, nourishment]. Wasted; affected with atrophy.

atrophite (*at'-ro-fīt*) [ἀ, priv.; τροφή, nourishment]. A cell without any reserve food-substance.

atrophoderma (*at-ro-fo-der'-mah*). See *atrophy of the skin*. **a. pigmentosum.** See *xeroderma pigmentosum*.

atrophodermatosis (*at-ro-fo-der-mat-o'-sis*) [*atrophy;* δέρμα, the skin]. A class of skin diseases, including atrophoderma, ulodermitis, and scleroderma, characterized by atrophy of the cutis.

atrophodermia. Atrophoderma.

atropholysis (*at-ro-fol'-is-is*) [*atrophy;* λύσις, a loosing]. A flabby, weak, or ulcerated condition due to insufficient nutrition

atrophy, atrophia (*at'-ro-fe, at-ro'-fe-ah*) [ἀτροφία, atrophy]. 1. Diminution in the size of a tissue, organ, or part, the result of degeneration of the cells or a decrease in the size of the cells 2 To become atrophied. **a., accidental,** that of a part from compression or cutting off its blood-supply. **a., acute yellow.** See *icterus gravis*. **a., angibromic,** decrease in the size of the lumen of the alimentary canal **a., brown,** a form of atrophy in which the normal pigment of the organ is retained, and in which there is also frequently the addition of new pigment. It occurs most frequently in the heart, muscles, and liver, and is caused by chronic congestion. Syn., *pigmented atrophy*. **atrophia cachochymica,** that due to indigestible food **a., cardiac,** atrophy of the heart following senile changes, or occurring in cachectic conditions, or as a result of pressure exerted by mediastinal tumors, etc. Syn , *atrophia cordis*. **a., chronic spinal muscular.** See *a., progressive muscular*. **a. compression,** atrophy of a part from constant compression. **a., concentric,** that proceeding from without inward and tending to lessen the capacity of a hollow organ. **a., correlated,** an atrophy of certain portions of the body following the removal or destruction of other portions. Thus, amputation of an arm will be followed by an atrophy of the scapula; of a leg, by atrophy of the corresponding os innominatum. **a., cyanotic** (of the liver), atrophy of the parenchyma of the hepatic lobules due to stasis in the venous circulation, causing dilatation and congestion of the central veins and adjacent capillaries. **a., degenerative,** that due to degeneration of the cells. **a., eccentric,** that proceeding from within toward the periphery. **a., granular,** a form observed in the liver and kidneys, causing diminution in size and attended with excess in formation of connective tissue, with copious supply of granular matter. **a., granuloproteic,** that due to replacement of proper cell-structure with fine granular masses. **a., gray,** a degenerative change in the optic disc in which the latter assumes a grayish color **a., halisteretic,** atrophy of bone manifested only by gradual thinning of the lamellæ of the spongy tissue. **a., idiopathic muscular,** muscular wasting, beginning in various groups of muscles, usually progressive in character, and dependent on primary changes in the muscles themselves. There is a strong hereditary predisposition to the disease. **a., inanition,** emaciation from diarrhea. **a., individual,** Charcot's name for atrophy of individual muscles in different parts, the proximate muscles not being affected **a., infantile,** tabes mesenterica (*q. v*). Syn., *atrophia infantum; atrophia mesenterica*. **a., muscular,** atrophy affecting muscles; it may be hereditary or acquired, idiopathic, myelopathic, myopathic, neuropathic, primary, secondary, simple, or progressive. **a. of the nails,** onychatrophia. Syn., *atrophia unguis*. **a., necrobiotic, a., numerical,** atrophy of a part with destruction of some of its elements. **atrophia nervea,** atrophy of the nerves. **atrophia nervosa,** gradual emaciation, with loss of appetite, due to unwholesome and depressing environment. **a., pigmentary, a., pigmented,** a form of atrophy so called from a deposit of pigment (yellow or yellowish-brown) in the atrophied cells. **atrophia pilorum propria,** atrophy of the hair, either symptomatic or idiopathic in origin **a., progressive facial,** a condition characterized by progressive wasting of the skin of the face. Syn., *atrophia nova facialis*. **a., progressive muscular,** a chronic disease characterized by progressive wasting of individual muscles or physiological groups of muscles, and by an associated and proportional amount of paralysis. It is due to a degeneration and atrophy of the multipolar cells in the anterior gray horns of the cord, with consecutive degeneration of the anterior nerve-roots and muscles. The right hand is usually the part first attacked, and takes on a peculiar claw-like form (*main-en-griffe*). The disease is most frequent in males of adult life, and follows excessive muscular exertion Syn., *chronic anterior poliomyelitis; wasting palsy* **a., progressive nervous,** Jaccoud's name for atrophy of the spinal nerve-roots due to pressure from a deposit of fibrous substance on the spinal arachnoid **a., progressive unilateral facial,** a disease characterized by progressive wasting of the skin, connective tissue, fat, bone, and more rarely the muscles of one side of the face. It is most common in females; its course is slow and generally progressive **a., qualitative,** degeneration. **a., quantitative.** See *a., simple*. **a., red,** a form of atrophy due to chronic congestion, as seen in the liver in mitral and tricuspid valvular lesions. **a., sclerotic,** a name for connective tissue found at times deposited in the heart-substance after myocarditis. **a., senile,** the physiological atrophy of advanced life. It affects the lungs, the sexual and other organs. **a., senile, of the skin,** an atrophy of the skin usually associated with general signs of senile degeneration. Syn., *atrophia cutis senilis; senile atrophoderma*. **a., serous,** atrophy associated with an infiltration of fluid into the atrophic tissues. **a., simple,** that due to a decrease in the size of individual cells. **a., simple brown,** a condition of the heart in which the muscle-fibers retain their striated appearance, but the muscle-cells are small and contain yellow granules of pigment. **a. of the skin,** atrophy characterized by diminution or disappearance of certain of the elements of the skin: especially seen in advanced age. The skin becomes thin, loose, wrinkled, and discolored. Syn., *atrophia cutis; atrophoderma*. **a., sympathetic,** atrophy of the second member of a pair

of organs, following that of the first. **a., trophoneurotic,** that dependent upon abnormality of the nervous supply of an organ or tissue, best illustrated in muscular atrophy from disease of the anterior horns of the spinal cord. **atrophia verminosa,** emaciation due to intestinal worms. **a., white,** nerve atrophy, leaving only white connective tissue.

atropia (*at-ro'-pe-ah*). See *atropine.*

atropic (*at-rop'-ik*). Relating to the genus *Atropa* or to atropine.

atropine, atropina (*at'-ro-pēn, at-ro-pi'-nah*) ["Ατροπος, one of the Fates who cut the thread of life], $C_{17}H_{23}NO_3$. The *atropina* of the U. S. P. is a crystalline alkaloid derived from *Atropa belladonna.* It is a mydriatic, antispasmodic, and anodyne; in small doses a cardiac, respiratory, and spinal stimulant; in large doses a paralyzant of the cardiac and respiratory centers, the spinal cord, motor nerves, and involuntary and voluntary muscles It lessens all the secretions except the urine. In full doses it produces dryness of the throat, flushing of the face, dilatation of the pupils, a rise of temperature, and sometimes an erythematous rash. It is extensively used in ophthalmic practice to dilate the pupil, to paralyze accommodation, and also in various corneal, irritic, and other ocular diseases. Its therapeutic use in general medicine is also manifold; *e. g.*, in inflammatory affections and the pain of cerebral and spinal hyperemia, atonic constipation, cardiac failure, hypersecretions, especially of the sweat, to relieve local spasms, as in intestinal and biliary colic, in asthma, whooping-cough, etc., and as a physiological antagonist in opium-poisoning. **a. borate,** $(C_{17}H_{23}NO_3)_2B_4O_7$, is used in ophthalmic practice **a. hydrobromide,** $C_{17}H_{23}NO_3HBr$, white crystals, soluble in water and in alcohol. It is used as is atropine. **a. hydrochloride,** $C_{17}H_{23}NO_3HCl$, white crystals, soluble in water and alcohol, slightly in ether. Used in the same manner as atropine. Dose $\frac{1}{100}$–$\frac{1}{64}$ gr. (0 0006–0 001 Gm.). **a., lamellæ of** (*lamellæ atropinæ,* B P), each contains $\frac{1}{5000}$ gr. (0 000013 Gm) atropine. **a. oleate** (*oleatum atropinæ,* U. S. P.), a 2 % solution of atropine in oleic acid; it is a mydriatic, sedative, and anodyne, and is used as an inunction in cases in which remedies cannot be administered by the mouth. **a. salicylate,** $C_{17}H_{23}NO_3C_7H_6O_3$, a colloidal mass, used as is atropine. **a. santonate,** a compound of atropine and santonic acid, recommended as a mydriatic. **a. santoninate,** $C_{17}H_{23}O_3C_{15}H_{20}O_4$, is used in ophthalmic practice **a. stearate,** $C_{17}H_{23}NO_3C_{17}H_{35}CO.OH$, fine white needles, greasy to the touch, melting at 120° C., beginning to decompose at 170° C., and containing 50 43 % of atropine. It is soluble in ether and in alcohol. Applied in 1:500 oily solution as a substitute for oil of belladonna or oil of hyoscyamus. **a. sulphate** (*atropinæ sulphas,* U. S. P.), the most frequently used preparation of atropine, is a white powder, of bitter taste and neutral reaction, and is soluble in water. Dose $\frac{1}{120}$–$\frac{1}{60}$ gr. (0 00036–0 008 Gm.) **a. sulphate, solution of** (*liquor atropinæ sulphatis,* B. P.). Dose 1–6 min. (0.065–0.4 Cc.). **a. tartrate,** $(C_{17}H_{23}NO_3)_2C_4H_6O_6$, is used as is atropine.

atropinism (*at'-ro-pin-izm*). See *atropism.*

atropinization (*at-ro-pin-i-za'-shun*). The production of the physiological effect of belladonna.

atropinize (*at'-ro-pin-īz*) [*atropine*]. To bring under the influence of, or to treat with, atropine.

atropism (*at'-ro-pizm*). Poisoning with, or the morbid condition induced by, atropine.

atroscine (*at'-ros-ēn*), $C_{17}H_{21}NO_4$. An alkaloid isomeric with hyoscine, obtained from *Scopolia carniolica.* It has a higher rotatory power than hyoscine, and is from 2 to 4 times stronger in mydriatic action Syn., *atrosia.*

attaint (*at-aint'*) [*attingere,* to touch by striking]. An injury to a horse's leg caused by overreaching

attar (*at'-ar*) [Ar., *'atar,* perfume]. A general name for any of the volatile oils. **a. of rose,** oil of rose. The volatile oil distilled from the fresh flowers of the Damascene rose. It comes mainly from eastern Rumelia, and is generally adulterated with other volatile oils. It is used as a perfume.

attendant (*at-en'-dant*) [*attendere,* to wait upon]. A nonprofessional attaché of an asylum or hospital.

attention (*at-ten'-shun*). The direction of the will or thought upon an object or to a particular sensation. **a., central,** the "imagination" or mental remaking of the image by the mind when the peripheral visual attention is abrogated **a., compound synchronous,** in this the consciousness recognizes and correlates or combines multiple streams of synchronous and diverse stimuli, visual, auditory, etc. **a., multiple synchronous auditory,** two or more synchronous tones or sounds or lines of such tones or sounds are recognized by consciousness. **a., multiple synchronous central visual,** the imagining or mental reproduction of multiple synchronous visual trains without the objectively formed images. **a., multiple synchronous visual,** that when the attention recognizes two or more discrete sets of retinal images at the same time. **a., single-stream auditory,** that when a monotone, a sound, or series of single notes or sounds, is listened to, exclusive of others. **a., single-stream central,** that when the central visual attention, without objectively forming images, follows the passing of imagined single or unitary images in single file. **a., single-stream central auditory,** that without the objective audition. **a., single-stream visual,** that form of visual attention existing when the eyes follow a linear concatenation of single or unitary macular images to the exclusion of all others **a., visual,** that existing when the eyes, consciously, observe a fixed or moving object.

attenuant (*at-en -ū-ant*) [*attenuare,* to make thin]. 1. A medicine or agent increasing the fluidity or thinness of the blood or other secretion. 2. A diluent. 3. Lessening the effect of an agent.

attenuated (*at-en'-ū-a-ted*). Wasted; thinned. **a. virus,** a weakened virus.

attenuating (*at-en'-u-a-ting*) [see *attenuant*]. Making thin.

attenuation (*at-en-u-a'-shun*) [see *attenuant*]. The act of making thin; a thinning, narrowing, or reduction of the strength or size of a substance, especially the weakening of the pathogenic virulence of microorganisms by successive cultivation, by exposure to light, air, heat, or other agency, or by passing through certain animals, so that they may be used as a vaccine to confer immunity from future attacks of the disease. **a., Sanderson's method of,** the passing of virus through the system of another animal (*e. g.,* the guinea-pig, in anthrax) so that it becomes modified in virulency.

attic (*at'-ik*). Part of the tympanic cavity situated above the atrium. **a. disease,** chronic suppurative inflammation of the attic of the tympanum.

atticoantrotomy (*at-ik-o-an-trot'-o-me*) [*attic; antrum; τέμνειν*, to cut]. The opening of the attic and mastoid process.

atticomastoid (*at-ik-o-mas'-toid*). Relating to the attic and the mastoid.

atticotomy (*at-ik-ot'-om-e*) [*attic; τέμνειν*, to cut]. Surgical incision of the attic.

attitude (*at'-e-tūd*). See *posture.* **a., crucifixion,** in hysteroepilepsy, a rigid state of the body, the arms stretched out at right angles. **a. of fetus,** the relation of its parts to one another. **a., frozen,** a peculiar stiffness of the gait characteristic of disease of the spinal cord, especially of amyotrophic lateral sclerosis. **a., passionate,** the assumption of a dramatic or theatrical expression, a position assumed by some hysterical patients

attollens (*at-ol'-enz*) [*attollere*, to rise up]. Raising. **a. aurem,** a muscle raising the external ear.

attraction (*at-rak'-shun*) [*attrahere*, to draw to]. The tendency of one particle of matter to approach another; affinity. As existing between masses, it is termed *gravitation*, while *molecular attraction* or *cohesion* expresses the force aggregating molecules. **a., capillary,** the force that causes liquids to rise in fine tubes or between two closely approximated surfaces, or on the sides of the containing vessel. **a., chemical,** the attraction of affinity, relates to the attraction of atoms of one element to those of others, resulting in chemical compounds. **a., electric,** the tendency of bodies toward each other when charged with opposite electricities. **a., magnetic,** the influence of a magnet upon certain metallic substances, chiefly iron. **a. sphere,** the central mass of the aster in karyokinesis.

attrahens (*at'-ra-henz*) [L., "drawing"]. Drawing forward, as *attrahens aurem*, a muscle drawing the ear forward and upward.

attrahent (*at'-ra-hent*) [*attrahens*, drawing]. 1. Drawing to; adducent. 2 A drawing application; an epispastic or rubefacient.

attrition (*at-rish'-un*) [*atterere*, to rub against]. 1. An abrasion or chafing of the skin. 2. Any rubbing or friction that breaks or wears the surface.

attritin (*at'-rit-in*). Trade name of a 17.5% solution of sodium salicylate, used in rheumatic affections of joints and muscles.

at. wt. Abbreviation of *atomic weight.*

atypical (*ah-tip'-ik-al*) [*ἀ*, priv.; *τύπος*, a type]. Irregular; not conformable to the type. **a. fever,** an intermittent fever with irregularity of the paroxysm.

A. u. Abbreviation of *Ångstrom's unit.*

Au. Chemical symbol of the element gold. See *aurum.*

auante (*aw-an'-te*) [*αὐαλνειν*, to dry]. A wasting or atrophy.

auantic (*aw-an'-tik*) [*αὐαντικός*, wasted]. Characterized by wasting; atrophic.

Aubert's phenomenon (*o-bair'*). An optical illusion by which, when the head is inclined to one side, a vertical line is made to appear oblique toward the opposite side.

auchen (*aw -ken*) [*αὐχήν*, the neck]. The neck or throat, or the constricted part of any organ.

aucheniatria (*aw-ken-e-at'-re-ah*) [*αὐχήν*, the throat; *ἰατρεία*, a healing]. The therapy of throat diseases.

AuCl₃. Auric chloride.

audiclave (*aw'-dik-lav*). An instrument for aiding hearing

audiometer (*aw-de-om'-et-er*) [*audire*, to hear; *μέτρον*, a measure]. An instrument for measuring the acuteness of hearing.

audiometry (*aw-de-om'-et-re*) [*audire*, to hear; *μέτρον*, a measure]. The measurement, or testing, of the sense of hearing.

audiphone (*aw'-dif-ōn*) [*audire*, to hear; *φωνή*, a sound]. An instrument for improving the power of hearing by conveying sounds through the bones of the head to the labyrinth.

audition (*aw-dish'-un*) [*audire*, to hear]. The act of hearing. Syn., *acoesis; acousia; acusis.* **a. colorée,** color-hearing, a peculiar association between the auditory and optic nerves, by which a certain sound or musical note will give rise to a subjective sensation of color, the same note in the same person being always associated with the same color. Syn., *chromatic audition.* **a. contre,** the perception by one ear of the vibrations of a tuning-fork placed on the mastoid process on the other side.

auditory (*aw'-dit-or-e*) [see *audition*]. Pertaining to the act or the organs of hearing. **a. aftersensations,** the sensations of sounds continuing or occurring after the cessation of the stimulus. **a. amnesia.** See *mind-deafness.* **a. area,** the cerebral center for hearing, probably located in the temporosphenoidal lobe. **a. aura,** an auditory sensation preceding an attack of epilepsy. **a. capsule,** the primitive auditory organ, formed by the invagination of the nervous stratum of the epiblast. **a. center.** Same as *a. area.* **a. dysesthesia.** Same as *dysacusis, q. v* **a. eminence,** the prominent part of the floor of the fourth ventricle, lying between the inferior and superior fovea. **a. field,** the area within which a sound may be heard **a. hairs,** the processes of the crista acustica. **a. meatus** (external and internal), the external and internal canals or openings of the ear. **a. nerve,** the eighth cranial nerve, supplying the internal ear; formerly the *portio mollis* of the seventh pair of cranial nerves. **a. nuclei,** the nuclei in the oblongata giving rise to the auditory nerves. **a. ossicles,** the chain of small bones of the middle ear **a. pit,** the depression in the epiblast on both sides of the embryonic after-brain, destined to form the labyrinth of the ear. **a. teeth,** tooth-like tubercles in the cochlea of the ear. **a. vertigo,** dizziness due to pathological conditions of the ear. See *Ménière's disease.* **a. vesicle,** the ectodermal sac from which is developed the membranous labyrinth.

auditus (*aw-di'-tus*) [L.]. Hearing; the sense or power of hearing.

Auenbrugger's sign (*ow'-en-broog-er*) [Leopold *Auenbrugger*, Austrian physician, 1722–1809]. Bulging of the epigastric region in cases of extensive pericardial effusion.

Auer's bodies (*ow'-er*) [John *Auer*, American physician, 1875–]. Rod-like bodies seen in the lymphocytes in leukemia.

Auerbach's ganglia (*ow'-er-bakh*) [Leopold *Auerbach*, German anatomist, 1828–1897]. The ganglionic nodes in Auerbach's plexus. **A.'s plexus,** plexus myentericus, a nerve-plexus found between the circular and longitudinal muscular coats of the stomach and intestine, and consisting of a network of pale nerve-fibers, at the nodal points of which minute ganglia exist.

Aufrecht's disease (*ow'-frekht*) [Emanuel *Aufrecht*, German physician, 1844–]. Infectious

jaundice with lesions in liver and kidneys. **A.'s sign,** short and feeble breathing heard just above the jugular fossa on placing the stethoscope over the trachea; it is noted in tracheal stenosis.

augment (*awg'-ment*) [*augmentum*, increase]. The increasing stage of a fever or other acute disease.

augmentation (*awg-men-ta'-shun*) [*augmentatio*, an increasing]. 1. Same as *augment*. 2. Increase in the violence of symptoms.

augmentor (*awg-men'-tor*). An agent which increases or accelerates the action of auxetics; by itself it is unable to produce cell division. See *auxetic*.

augnathus (*awg-nā'-thus*) [*ἀύ*, besides; *γνάθος*, the jaw]. A monster with two lower jaws.

aula (*aw'-lah*) [*αὐλη*, a hall or open court]. The common mesal cavity of the cerebrum, it being also the anterior portion of the third ventricle.

aulatela (*aw-lat-e'-lah*) [*aula*, a hall; *tela*, a web]. The roof or covering membrane of the aula.

aulic (*aw'-lik*) [*aula*, a hall]. Belonging or pertaining to the aula. **a. recess,** a triangular depression between the precommissure and the two fornicolumns of the brain.

auliplexus (*aw-le-pleks'-us*) [*aula*, hall; *plexus*, a network]. The choroid plexus of the aula.

aulix (*aw'-liks*) [*aulix*, a furrow]. The sulcus of Monro, a groove on the mesal surface of the thalamus just ventrad of the medicommissure.

aulophyte (*aw-lo-fit*) [*αὐλός*, pipe or tube; *φυτόν*, a plant]. A symbiotic plant; one that lives within another, but not as a parasite.

aura (*aw'-rah*) [*αὔρα*, a breath]. A breath of wind; a soft vapor. The phenomenon preceding an attack of epilepsy. It may be motor, sensory, vasomotor, secretory, or psychic. It is also applied to the symptoms preceding an attack of any disease or paroxysm, as the *aura hysterica*, *aura vertiginosa*, etc. **a., electric,** the current of air that attends the discharge of electricity from a point **a., epigastric,** a localized epileptic aura.

aurade, auradin (*aw'-rād, aw'-rad-in*). A fatty body obtained from oil of orange-flowers. It crystallizes in tasteless, pearly, odorless scales, melting at 131° F.; soluble in water, insoluble in alcohol. Syn., *Neroli camphor*.

aural (*aw'-ral*) [*auris*, the ear]. 1. Relating to the ear or to hearing. 2 [*aura*.] Relating to the air or to an aura. **a. vertigo.** See *Ménière's disease*.

auramine (*aw'-ram-ēn*) [*aurum*, gold; *amine*]. Yellow pyoktanin, a yellow aniline color used to some extent as an antiseptic.

aurantia (*aw-ran'-she-ah*) [*aurantium*]. 1. An orange coal-tar dye; an ammonium salt of hexanitrodiphenylamine. 2. An orange or oranges.

aurantiamarin (*aw-ran-te-am'-ar-in*). A bitter glucoside obtained from orange peel.

aurantiasis cutis (*aw-ran-ti'-as-is kū'-tis*) [*aurantium; cutis*, the skin]. A yellow discoloration of the skin, caused by eating an excessive number of oranges.

aurantin (*aw-ran'-tin*). See *heptane*.

aurantium (*aw-ran'-she-um*) [L.; gen., *aurantii*]. Orange. The fruit of *Citrus vulgaris* and *C. aurantium*. Both the flowers and the rind of the fruit are employed in medicine. **aurantii amari cortex** (U. S. P.), bitter orange-peel. **aurantii amari, fluid-extractum** (U. S. P.), bitter orange-peel, alcohol, and water. It is used as a flavor. Dose ½–1 dr. (2–4 Cc.). **aurantii amari, tinctura** (U. S. P.), bitter orange-peel, 20; dilute alcohol, q. s. ad 100. Dose 1–2 dr. (4–8 Cc.). **aurantii corticis, oleum** (U. S. P.), the volatile oil expressed from the rind of the orange; it is aromatic and a mild tonic, but is used mainly as a flavor. Dose 1–5 drops. **aurantii dulcis cortex** (U. S. P.), sweet orange-peel. **aurantii dulcis, tinctura** (U S. P.), sweet orange-peel, 20; dilute alcohol, q. s. ad 100. Dose 1–2 dr. (4–8 Cc.). **aurantii, elixir,** oil of orange-peel, 1; sugar, 100; alcohol and water, q. s. ad 300. **aurantii florum, aqua** (U. S. P.), stronger orange-flower water and distilled water, of each, 1 volume, **aurantii florum fortior, aqua** (U. S. P.), water saturated with the volatile oil of fresh orange-flowers. **aurantii florum, oleum,** oil of neroli, a volatile oil distilled from fresh orange-flowers. Dose 1–5 drops. **aurantii florum, syrupus** (U. S. P.), sugar, 85; orange-flower water, sufficient to make 100 parts. A common flavoring agent. **aurantii, infusum** (B. P.). Dose 1–2 oz. (30–60 Cc.). **aurantii, infusum, compositum** (B. P.). Dose 1–2 oz. (30–60 Cc.). **aurantii, spiritus,** oil of orange-peel, 5; deodorized alcohol, 95. Dose according to quantity of alcohol desired. **aurantii, spiritus, compositus** (U. S. P.), oil of orange-peel, 20; oil of lemon, 5; oil of coriander, 2; oil of anise, 5; deodorized alcohol, sufficient to make 100 parts. **aurantii, syrupus** (U. S. P.), tincture of sweet orange-peel, 5; citric acid, 0.5; magnesium carbonate, 1; sugar, 82; water sufficient to make 100 parts. **aurantii, tinctura** (B. P.). Dose 1–2 dr. (4–8 Cc.). **aurantii, tinctura, recentis** (B. P.), tincture of fresh orange-peel. Dose 1–2 dr. (4–8 Cc.). **aurantii vinum,** (B. P.), contains 12 % of alcohol.

aureol (*aw-re'-ol*). The commercial name of a hair-dye said to contain menthol, 1 %; amidophenolchlorhydrate, 0.3 %; monoamido-diphenylamine, 0.6 %; dissolved in 50 % alcohol which contains 0.5 % sodium sulphite.

aureola (*aw-re'-o-lah*). See *areola* (1).

aureolin (*aw-re'-o-lin*) [*aurum*, gold]. A yellow pigment obtained by heating paratoluidin with sulphur and treating with fuming sulphuric acid. Syn., *carnoline; polychromin; primulin yellow; sulphine; thiochromogen*.

aureolien (*aw-re'-o-lēn*). A more or less diluted solution of hydrogen dioxide, used as a hair bleach.

auric (*aw'-rik*) [*aurum*, gold]. 1. Pertaining to aurum or gold. 2. Referring to gold in chemical combination as a triad. **a. acid.** See *acid, auric*.

auricle (*aw'-rik-l*) [*auricula*, the ear]. 1. The expanded portion or pinna of the ear. 2. One of the upper chambers of the heart receiving the blood from the lungs (*left auricle*) or from the general circulation (*right auricle*). 3. An ear-shaped appendage. 4. A kind of ear-trumpet. 5. **a., cervical,** congenital cartilaginous remains of the neck, arising about the middle of the sternomastoid as symmetrical bodies, occurring in man occasionally and almost constantly present in the goat. 5. Same as auricular appendix.

auricoammonic (*aw-rik-o-am-on'-ik*). Containing gold and ammonium.

auricobarytic (*aw-rik-o-bar-it'-ik*). Containing gold and barium.

auricula (*aw-rik'-ū-lah*) [dim. of *auris*, ear]. 1. *Auricle, q. v.* 2. The auricular appendix, a pouch-like appendage to the auricles of the heart.

auricular (*aw-rik'-ū-lar*) [see *auricle*]. 1. Relating to the auricle of the ear. 2. Pertaining to the

auricles of the heart, as *auricular* appendix, 3. Relating to the auricular nerve, arteries, veins, etc. **a. appendix,** the anterior prolongation of the cardiac auricle. **a. fibrillation,** a condition of cardiac irregularity, in which the individual muscle fibers of the auricle contract independently and rapidly. **a. finger,** the little finger. **a. point,** the central point of the external auricular meatus.

auriculare (*aw-rik-ū-la'-re*) [*auricularis*, pertaining to the ear]. The *auricular point*, *q. v.*

auricularis (*aw-rik-ū-la'-ris*) [see *auricle*]. 1. Auricular. 2. The extensor minimi digiti. See under *muscle*. **a. magnus,** a branch of the cervical plexus of nerves.

auriculate, auriculated (*aw-rik'-ū-lat, -ed*). Furnished with ears or ear-like appendages; auricled.

auriculocranial (*aw-rik-ū-lo-kra'-ne-al*). Pertaining to both the auricle and the cranium.

auriculooccipital (*aw-rik-ū-lo-ok-sip'-it-al*) [*auricula*, the ear; *occiput*, the back of the head]. Pertaining both to the ear and the back of the head **a., triangle.** See *triangle*.

auriculotemporal (*aw-rik-ū-lo-tem'-po-ral*) [*auricle; tempus*, the temple] Relating to the auricle and to the temporal region. **a. nerve,** a branch of the inferior maxillary, supplying superficial parts about the auricle and temple.

auriculoventricular (*aw-rik-ū-lo-ven-trik'-ū-lar*) [*auricle; ventriculus*, the ventricle]. Relating to an auricle and a ventricle of the heart. **a. bundle,** the bundle of His. **a. opening,** the opening between the auricles and the ventricles of the heart.

auriform (*aw'-rif-orm*) [*auris*, the ear; *forma*, shape] Ear-shaped.

auriginous (*aw-rij'-in-us*). 1. Having the color of gold. 2. Relating to jaundice.

aurilave (*aw'-ril-av*) [*auris*, the ear; *lavare*, to wash]. An appliance for cleansing the ears. An ear-brush or ear-sponge

aurin, aurine (*aw'-rin, aw'-rēn*). Rosolic acid

aurinasal (*aw-re-na'-sal*) [*auris; nasus*, nose]. Pertaining to the ear and the nose.

au ripigmentum (*aw-re-pig-men'-tum*) [*aurum*, gold; *pigmentum*, pigment]. Orpiment; arsenic trisulphide.

auripuncture (*aw'-re-punk-chur*) [*auris; puncture*]. Puncture of the membrana tympani.

auris (*aw'-ris*) [L.]. The ear. **a. externa,** the outer ear, auricle, pinna. **a. interna, a. intima,** the internal ear, labyrinth. **a. media,** the middle ear, tympanum.

auriscalp (*aw'-ris-kalp*) [*auris*, the ear; *scalpare*, to scrape]. An instrument for cleansing the ear. An ear-pick, or probe for the ear.

auriscope (*aw'-ris-kōp*) [*auris; σκοπεῖν*, to examine]. An instrument for examining the ear, and especially the Eustachian passage; an otoscope.

aurist (*aw'-rist*) [*auris*]. A specialist in diseases of the ear.

aurobromide (*aw-ro-bro'-mīd*). Gold and potassium bromide.

aurometer (*aw-rom'-et-ur*) [*auris*, hearing; *μέτρον*, a measure]. An instrument for the exact recording of hearing (and deafness).

aurous (*aw'-rus*) [*aurum*, gold]. 1. Pertaining to gold and its compounds. 2. Referring to gold in chemical combination as a monad.

aurum (*aw'-rum*) [L.; gen., *auri*]. Gold. Au = 197.2; quantivalence III. A brilliant yellow metal, having a specific gravity of 19.3. It is soluble in a mixture of nitric and hydrochloric acids. **auri bromidum,** $AuBr_3$, used in epilepsy and migraine. Dose $\frac{1}{20}$–$\frac{1}{8}$ gr. (0.003–0.01 Gm.). **auri chloridum,** gold chloride. Dose $\frac{1}{100}$–$\frac{1}{50}$ gr. (0.001–0.002 Gm.). Also used as a stain for nerve tissue. **auri et sodii chloridum** (U. S. P.), the double chloride of gold and sodium. It is used as an alterative in chronic inflammations, diabetes, in the treatment of the alcohol habit, etc. Dose $\frac{1}{100}$–$\frac{1}{10}$ gr. (0.002–0.006 Gm.). **a. vegetabile,** saffron.

auscult, auscultate (*aws-kult', aws'-kul-tāt*) [*auscultare*, to listen to]. To perform or practise auscultation; to examine by auscultation.

auscultation (*aws-kul-ta'-shun*) [see *auscult*]. A method of investigation of the functions and conditions of the respiratory, circulatory, digestive, and other organs by the sounds they themselves give out or that are elicited by percussion. It is called *immediate*, when the ear is directly applied to the part, and *mediate*, if practised by the aid of the stethoscope. *Obstetric auscultation* is practised in pregnancy to detect or study the fetal heart-sounds or the placental murmur. **a.-tube,** in otology, an instrument for listening to the forced passage of air through the ear of another.

auscultatory (*aws-kul'-ta-to-re*) [see *auscult*]. Relating to auscultation. **a. percussion,** the practice of listening with the stethoscope to the sounds produced by percussing a part.

auscultoscope (*aws-kult'-o-skōp*). Stethoscope, or phonendoscope.

Auspitz's dermatosis (*ows'-pits*) [Heinrich *Auspitz*, German physician, 1835–1886]. Granuloma fungoides.

Australian blight. Angioneurotic edema.

autacoid (*aw'-tak-oid*) [*auto-; ἄκος*, remedy]. (1) A general term for internal secretions, (2) An unusual internal secretion which is carried by the blood from the organ producing it to another, on which it acts remedically like a drug *Hormones*, *chalones*, *q. v.*

autan (*aw'-tan*). Trade name of a preparation said to be a mixture of paraformaldehyde and barium dioxide Used to disinfect rooms.

autechoscope (*aw-tek'-o-skōp*) [*αὐτός*, self, *ἦχος*, sound; *σκοπεῖν*, to inspect]. A device for enabling a person to listen to sounds produced within his own body.

autecic, autœcic (*aw-te'-sik*). See *autecious*

autecious, autœcious (*aw-te'-shus*) [*αὐτός*, self; *οἶκος*, dwelling]. Applied to parasitic fungi that pass through all the stages of their existence in the same host.

autemesia (*aw-tem-e'-zhe-ah*) [*αὐτός*, self; *ἐμεῖν*, to vomit]. Vomiting without manifest cause.

autism (*aw'-tizm*) [*auto-*]. A tendency to morbid concentration on oneself; morbid dreaming.

auto- (*aw-to-*) [*αὐτός*, self]. A prefix meaning self, of itself.

autoactivation (*aw-to-ak-tiv-a'-shun*) [*auto-; activate*]. The activation of a gland by an enzyme or hormone derived from itself.

autoagglutination (*aw-to-ag-gloo-tin-a'-shun*). Agglutination which occurs without the addition of a serum; also called *spontaneous agglutination.*

autoanticomplement (*aw-to-an-te-kom'-ple-ment*). An anticomplement, formed in the body and capable of neutralizing its own complements.

autoaudible (*aw-to-awd'-i-bl*) [*auto-; audire*, to hear]. Applied to cardiac sounds audible to the patient.

autoblast (*aw'-to-blast*) [*auto-; βλαστός*, a germ]. An independent bioblast.

autocatalysis (*aw-to-kat-al'-is-is*) [*auto-; catalysis*]. The process by which enzymes produce substances which increase their own activity.

autocatheterism (*aw-to-kath'-et-er-izm*) [*auto-; catheter*]. Self catheterization.

autochthon (*aw-tok'-thon*) [αὐτόχθων, sprung from the land]. An aboriginal inhabitant.

autochthonous (*aw-tok'-thon-us*) [see *autochthon*]. Aboriginal; formed (as, *e. g.*, a clot) in the place where it is found.

autocinesis (*aw-to-sin-e'-sis*). See *autokinesis*.

autocinetic (*aw-to-sin-et'-ik*). See *autokinetic*.

autoclasis (*aw-tok'-la-sis*) [*auto-;* κλασις, breaking]. A breaking up of a part due to causes developed within itself.

autoclave (*aw'-to-klāv*) [*auto-; clavis*, a key]. 1. Self-fastening; closing itself. 2. An apparatus for sterilizing objects by steam-heat at high pressure. 3. To sterilize in an autoclave.

autoconduction (*aw-to-kon-duk'-shun*) [*auto-; conduction*]. A term used in electrotherapy for a method of using high-frequency currents. The patient or part to be acted upon is placed inside the solenoid, without any direct connection with any part of the circuit.

autocystoplasty (*aw-to-sis'-to-plas-te*) [*auto-;* κύστις, bladder; πλάσσειν, to form]. Plastic surgery of the bladder with grafts from the patient's body.

autocytolysin (*aw-to-si-tol'-is-in*). *Autolysin, q. v.*

autocytolysis (*aw-to-si-tol'-is-is*). Autolysis, *q. v.*

autocytotoxins (*aw-to-si-to-toks'-ins*) [*auto-; cytotoxin*]. Cytotoxins produced in the body of a person by abnormal retention and absorption of the products of degenerated and dead cells.

autodidact (*aw'-to-di-dakt*) [*auto-;* διδακτός, taught] One who is self-taught

autodigestion (*aw-to-di-jes'-chun*) [*auto-; digerere*, to digest]. Digestion of the stomach walls by gastric juice, in disease of the stomach.

auto-erotism (*aw'-to-er'-ot-izm*) [*auto-; erotism*] 1. A combination of sexual emotion and self-admiration. 2 Self gratification of sexual instinct.

autofundoscope (*aw-to-fun'-do-skōp*) [*auto-; fundus*, the bottom; σκοπεῖν, to look]. An instrument for self-examination of the vessels about the macular region of the eye.

autogamous (*aw-tog'-am-us*) [*auto-;* γάμος, marriage]. In botany, a name applied to flowers that are habitually self-fertilizing.

autogamy (*aw-tog'-am-e*). [see *autogamous*]. Self-fertilization.

autogenesis (*aw-to-jen'-es-is*) [*auto-;* γένεσις, production]. Spontaneous generation.

autogenetic (*aw-to-jen-et'-ik*) [see *autogenesis*]. Produced within the organism.

autogenous (*aw-toj'-en-us*) [see *autogenesis*]. 1. Pertaining to diseases or conditions self-produced within the body and not derived from external sources: applied to poisons generated in the body by its inherent processes. 2. Having a distinct center of development, as parts of bones. **a. hemorrhage**, hemorrhage due to causes residing within the body; not traumatic. **a. vaccine**, one derived from the microorganism infecting the person to be immunized, as opposed to *stock vaccines* which are made from standard cultures.

autognosis (*aw-tog-no'-sis*) [*auto-;* γνῶσις, knowledge]. Knowledge obtained by self-observation.

autogony (*aw-tog'-o-ne*) [αὐτόγονος, self-produced]. The rise of the simplest protoplasmic substance in a formative fluid.

autograft (*aw'-to-graft*) [*auto-; -graft*]. A skin graft taken from the same person who is being operated on.

autographic (*aw-to-graf'-ik*) [*auto-;* γράφειν, to write] Self-registering. **a. skin**, a condition of vasomotor paralysis, usually in hysterical patients, in which markings made upon the skin form quite persistent red traces. **a. woman**, one with an autographic skin.

autographism (*aw-tog'-raf-izm*) [*auto-;* γράφειν, to write]. The condition seen in the so-called autographic skin. See *urticaria factitia*.

autohemotherapy (*aw-to-hem-o-ther'-ap-e*) [*auto-; hematotherapy*] Treatment of disease by means of the blood of the patient

autohydrolysis (*aw-to-hi-drol'-is-is*). Spontaneous hydrolysis.

autohypnotic (*aw-to-hip-not'-ik*). 1. Relating to autohypnotism. 2. An individual who can put himself into a hypnotic state.

autohypnotism (*aw-to-hip'-not-izm*) [*auto-;* ὕπνος, sleep] Mental stupor induced by dwelling intensely upon some all-absorbing thought.

autoimmunization (*aw-to-im-u-ni-za'-shun*) [*auto-; immunization*]. Immunization obtained by natural processes at work within the body.

autoinfection (*aw-to-in-fek'-shun*). Infection by virus originating within the body or transferred from one part of the body to another.

autoinfusion (*aw-to-in-fu'-shun*) [*auto-; infundere*, to pour in]. Compulsion of the blood to the heart by bandaging the extremities, compression of the abdominal aorta, etc.

autoinoculable (*aw-to-in-ok'-u-la-bl*) [*auto-; inoculare*, to implant]. Capable of being inoculated upon the person already infected.

autoinoculation (*aw-to-in-ok-u-la'-shun*) [see *autoinoculable*]. Inoculation in one part of the body by virus present in another part; self-inoculation.

autointoxication (*aw-to-in-toks-ik-a'-shun*) [*auto-;* τοξικόν, a poison]. Poisoning by faulty metabolic products elaborated within the body; autoinfection. **a., endogenous**, that due to the action of excessive unneutralized or modified discharges from the cells of any tissue acting upon the other tissues without previous discharge from the body; or that due to the action of products of decomposition and necrosis of any tissue acting in a similar manner; or that due to microendoparasites or macroendoparasites. **a., exogenous**, that due to the action of poisons entering the system from without, through the skin, the digestive, the respiratory or genitourinary tract, as by the absorption of retained excreta, or of decomposition- and fermentation-products developed in the external secretions through the action of those secretions **a., indirect**, that caused by the absorption of retained excrements.

autoisolysin (*aw-to-is-ol'-is-in*) [*auto-;* ἴσος, equal; λύσις, a loosing]. A serum which dissolves the corpuscles of the individual from which it was obtained and also those of another individual of the same species.

autokinesis (*aw-to-kin-e'-sis*) [*auto-;* κίνησις, movement]. Voluntary movement.

autokinetic (*aw-to-kin-et'-ik*) [see *autokinesis*]. Pertaining to, or of the nature of, autokinesis.

autolaryngoscopy (*aw-to-lar-ing-gos'-ko-pe*) [*auto-;* λάρυγξ, the larynx; σκοπεῖν, to examine]. The examination of one's own larynx.

autolavage (*aw-to-lav'-ahj*) [*auto-; lavage*]. The washing out of one's own stomach.

autolysate (*aw-tol'-is-āt*) [see *autolysin*]. That which results from or is produced by autolysis.

autolysin (*aw-tol'-is-in*) [*auto-*; λύσις, a loosing] A lysin that dissolves the erythrocytes of the animal in the serum of which it circulates.

autolysis (*aw-tol'-is-is*) [see *autolysin*]. 1. Self-digestion of tissues within the living body. 2. The chemical splitting-up of the tissue of an organ by the action of an enzyme peculiar to it. 3. The hemolytic action of the blood-serum of an animal upon its own corpuscles.

autolytic (*aw-to-lit'-ik*). Relating to autolysis.

automatic (*aw-to-mat'-ik*) [αὐτοματίζειν, to act spontaneously]. Performed without the influence of the will.

automatism (*aw-tom'-at-izm*) [see *automatic*]. The performance of acts without apparent volition, as seen in certain somnambulists and in some hysterical and epileptic patients.

automatograph (*aw-to-mat'-o-graf*) [*automatic*; γραφεῖν, to record]. An instrument for registering involuntary movements.

automaton (*aw-tom'-at-on*) [αὐτόματος, spontaneous]. One who acts in an involuntary or mechanical manner.

automixis (*aw-to-miks'-is*) [*auto-*; μίξις, *mixture*]. Same as *autogamy*.

automysophobia (*aw-to-mis-o-fo'-be-ah*) [*auto-*; μύσος, filth; φόβος, fear]. Insane dread of personal uncleanliness.

autonephrectomy (*aw-to-nef-rek'-to-me*) [*auto*; νέφρος, kidney; ἐκτομή, excision]. Complete stricture of the ureter so that no urine flows from the kidney to the bladder.

autonomic, autonomous (*aw-ton-om'-ik, -ton'-om-us*) [*auto-*; νόμος, law]. Independent in origin, action, or function; self-governing **a. nervous system,** the sympathetic nervous system supplying involuntary muscle fibers, secreting glands, and arterioles

autonomine (*aw-ton'-o-mēn*). A hypothetical substance supposed to be a secretion of the endocrine glands and to be circulating in the blood and stimulating the autonomic nervous system

autonomy (*aw-ton'-o-me*) [see *autonomous*]. Independence.

autoophthalmoscope (*aw-to-of-thal'-mo-skōp*). See *autophthalmoscope*.

autopathic (*aw-to-path'-ik*) [*auto-*; πάθος, suffering]. The same as endopathic or idiopathic.

autopepsia (*aw-to-pep'-se-ah*) [*auto-*; πέπτειν, to digest]. Autodigestion

autophagia (*aw-to-fa'-je-ah*) [*auto-*; φαγεῖν, to eat]. 1. Self-consumption; emaciation. 2. The biting of one's own flesh.

autophagy (*aw-tof'-a-je*). See *autophagia*.

autophilia (*aw-to-fil'-e-ah*) [*auto-*; φιλεῖν, to love]. Morbid self-esteem.

autophobia (*aw-to-fo'-be-ah*) [*auto-*; φόβος, fear]. A morbid dread of one's self or of solitude.

autophonia (*aw-to-fo'-ne-ah*). 1. See *autophony*. 2. [*auto-*; φόνος, murder]. Suicide

autophonomania (*aw-to-fo-no-ma'-ne-ah*) [αὐτοφονία, suicide; μανία, madness]. Suicidal mania.

autophonous (*aw-tof'-on-us*) [*auto-*; φωνή, voice]. Having the character of autophony.

autophony (*aw-tof'-o-ne*) [see *autophonous*]. 1. The auscultation of the physician's own voice through the patient's chest. 2. The condition in which one's own voice appears changed.

autophthalmoscope (*aw-toff-thal'-mo-skōp*). An ophthalmoscope for examining one's own eye.

autophthalmoscopy (*aw-tof-thal-mos'-ko-pe*) [*auto-*; ὀφθαλμός, the eye; σκοπεῖν, to see]. Examination of one's own eye with the ophthalmoscope.

autoplasty (*aw'-to-plas-te*) [*auto-*; πλάσσειν, to form]. A method of repairing the effects of a wound or lesion involving loss of tissue by grafting or implanting fresh parts taken from other portions of the patient's body.

autopsy (*aw'-top-se*) [*auto-*; ὄψις, a seeing] The postmortem examination.

autopsychorrhythmia (*aw-to-si-kor-rith'-me-ah*) [*auto-*; ψυχή, mind; ῥυθμός, rhythm]. A morbid rhythmic activity of the brain; it is a symptom of grave insanity.

autopyotherapy (*aw-to-pi-o-ther'-ap-e*) [*auto-*; πύον, pus; θεραπεία, treatment]. Treatment of suppuration by injecting into the patient pus from his own abscess.

autoreinfusion (*aw-to-re-in-fū'-zhun*). Infusing into a patient his own blood or serum after it has been poured out into his body cavities

autoscope (*aw'-to-skōp*) [*auto-*; σκοπεῖν, to see]. An instrument arranged for the examination of one's own organs by one's self.

autoscopy (*aw-tos'-ko-pe*) [see *autoscope*]. The examination of one's own organs by an autoscope.

autoserotherapy (*aw-to-se-ro-ther'-ap-e*) [*auto-*; *serum*; *therapy*]. Treatment of a disease (such as pleurisy) by means of a serum obtained from the patient himself.

autoserum (*aw-to-se'-rum*) [*auto-*; *serum*]. A therapeutic serum which is obtained from the patient on whom it is used.

autosite (*aw'-to-sīt*) [*auto-*; σῖτος, food]. 1. A monster capable of an independent existence after birth. 2. That member of a double fetal monstrosity that nourishes itself by its own organs and also the other member, which is called the parasite.

autositic (*aw-to-sit'-ik*) [see *autosite*]. Of the nature of an autosite.

autospermotoxin (*aw-to-spurm-o-toks'-in*) [*auto-*; σπέρμα, seed; τοξικόν, poison]. A specific substance produced in the blood-serum of an animal by intravenous injection of spermatozoa of another animal, and which renders the serum of the treated animal toxic for the spermatozoa of both.

autosterilization (*aw-to-ster-il-iz-a'-shun*) [*auto-*; *sterilization*]. Sterilization effected by the normal fluids of the body.

autostethoscope (*aw-to-steth'-o-skōp*) [*auto-*; στῆθος, the chest; σκοπεῖν, to examine]. A stethoscope that enables one of hear his own chest-sounds.

autosuggestibility (*aw-to-suj-es-tib-il'-it-e*) That mental state with loss of will, in which auto suggestion easily occurs.

autosuggestion (*aw-to-suj-es'-chun*) [*auto-*; *suggestio*, an intimation]. A peculiar mental condition, often developing after accidents, especially railway accidents; it is intimately associated with the hypnotic state. In both of these conditions the mental spontaneity, the will, or the judgment is more or less suppressed or obscured, and suggestions become easy. Thus the slightest traumatic action directed to any member may become the occasion of a paralysis, of a contracture, or of an arthralgia Syn., *traumatic suggestion*

autosynnoia (*aw-to-sin-noy'-ah*) [*auto-*; σύν, with; νοῦς, mind]. A state of introversion in which the subject is so concentrated in his thoughts or hallucinations that he loses all interest in the outside world.

autotemnous (*aw-to-tem'-nus*) [*auto-*; self; τέμνειν, to cut]. Capable of spontaneous division.

autotherapy (*aw-to-ther'-a-pe*) [*auto-; θεραπεία*, treatment]. 1. Spontaneous or self-cure of a disease. 2. Treatment. 3. Autoserotherapy.

autotomy (*aw-tot'-o-me*) [*auto-; τομή*, a cutting] 1. Self-division; as ability of organisms to discard legs, etc; fission. 2. The performance of a surgical operation upon one's own body.

autotopnosia (*aw-to-top-no'-ze-ah*) [*αὐτός*, self; *τόπος*, place, *γνῶσις*, knowledge]. Lack of ability to orient parts of the body.

autotoxemia (*aw-to-toks-e'-me-ah*) [*auto-; τοξικόν*, a poison; *αἷμα*, blood]. Toxemia from poisons derived from the organism itself.

autotoxicosis (*aw-to-toks-ik-o'-sis*) [*auto-; τοξικόν*, poison]. The symptoms due to autotoxemia.

autotoxin (*aw-to-toks'-in*) [*auto-; τοξικόν*, a poison]. Any poisonous product of tissue-metamorphosis.

autotoxis (*aw-to-toks'-is*) [*auto-; τοξικόν*, poison]. Self-poisoning through the absorption of noxious products of katabolism, as in uremia. Cf. *autointoxication*.

autotransfusion (*aw-to-trans-fū'-zhun*) [*auto-; transfusio*, a pouring-out or forth]. The transfer of the blood to the brain and other central organs by elevating the hips and legs and by the use of elastic bandages compressing the limbs.

autotransplantation (*aw-to-trans-plan-ta'-shun*) [*auto-; transplantation*]. The operation of transplanting to a part of the body tissue taken from another part of the same body.

autotrophic (*aw-to-trof'-ik*) [*αὐτός*, self; *τροφή*, nutrition]. Self-nourishing. A term applied to those forms of bacteria which do not require organic carbon and nitrogen, but are able to form carbohydrates and protein out of carbon dioxide and inorganic salts.

autotuberculin (*au-to-tū'-ber'-kū-lin*). Tuberculin prepared from a patient's own sputum.

autotyphization (*aw-to-ti-fiz-a'-shun*) [*auto-; typhoid*] The production of a condition resembling typhoid fever from faulty elimination of waste-material.

autovaccination (*aw-to-vaks-in-a'-shun*) [*auto-; vaccinare*, to vaccinate]. The reinsertion of fresh vaccine lymph upon the same person from whom it is taken.

autumn catarrh. Synonym of *hay-fever*, since it is apt to occur in the autumn or the fall of the year

autumnal (*aw-tum'-nal*) [*autumn*]. Pertaining to the fall of the year. **a. fever.** Synonym of *typhoid fever*.

auxanogram (*awks-an'-o-gram*) [*αὐξανειν*, to grow; *γράφειν*, to write]. A pure plate culture of microbes which has been prepared by Beyerinck,s auxanographic method in which the colonies indicate which one of several nutrient media is best suited to their growth.

auxanographic (*awks-an-o-graf'-ik*) Pertaining to auxanography.

auxanography (*awks-an-og'-ra-fe*). A method devised by Beyerinck for ascertaining the nutrient mediums suitable for a growing microbe. Plate cultures of poor mediums (*e. g.*, 10 % gelatin or 2 % agar in distilled water) are stippled with drops of solutions the nutrient properties of which are to be tested. The species of microbe under examination will then develop strong colonies only on those spots where the requisite pabulum is present.

auxanology (*awks-an-ol'-o-je*) [*αὔξανειν*, to grow; *λόγος*, science]. The study of growth.

auxanometer (*awks-an-om'-et-er*) [*αὐξάνειν*, to grow; *μέτρον*, a measure]. An instrument used in biological study for measuring the growth of young organisms.

auxe (*awks'-e*) [*αὔξη*, increase]. Enlargement in bulk or volume.

auxesis (*awks-e'-sis*) [*αὔξησις*, enlargement]. Increase in size or bulk. Hypertrophy is a word often incorrectly used where auxesis is meant.

auxetic (*awks-et'-ik*). [See *auxesis*]. 1. Characterized by auxesis. 2. Increase in size or bulk. 3. An exciter of reproduction; an agent which causes proliferation of human cells, especially leukocytes. See *in vitro*.

auxiliary (*awks-il'-e-a-re*) [*auxilium*]. 1. Aiding. 2. An adjuvant. **auxiliaries of respiration,** those muscles brought into action in difficult respiration.

auxilium (*awks-il'-e-um*) [L., "help"]. A wheeled vehicle or ambulance with couch and mattresses, for use in the service of field military hospitals.

auxilytic (*awks-il-it'-ik*) [*αὔξειν*, to increase; *lysis*]. Increasing or favoring lysis.

auximones (*awks'-im-ōnz*). Vitamin-like bodies found in the soil.

auxocardia (*awks-o-kar'-de-ah*) [*αὔξη*, an increase, *καρδία*, the heart]. The normal increase of the volume of the heart during diastole, in distinction from *mesocardia*, the diminution during systole.

auxochrome (*awks'-o-krōm*) [*αὔξειν*, increase; *χρῶμα*, color]. 1. That which increases color. 2 A term applied to a chemical group which, if added to a chromophore group will produce a dye.

auxocyte (*awks'-o-sīt*) [*αὔξειν*, to increase; *κύτος*, a cell]. A cell which is concerned in growth or reproduction.

auxometer (*awks-om'-et-er*) [*αὔξειν*, to grow; *μέτρον*, a measure]. 1. A device for estimating the magnifying power of lenses. 2. See *auxanometer*. 3. A dynamometer. Syn., *auxemeter; auxenometer; auxesimeter; auxiometer; auxometer*.

auxospore (*awks'-o-spōr*) [*αὔξειν*, to grow; *σπόρος*, seed, offspring] A large spore produced, either asexually, or by conjugation, in the *Diatomaceæ*.

auxotonic (*awks-o-ton'-ik*) [*αὔξειν*, to grow; *τόνος*, tension]. Determined by growth. **a. movements,** movements due to growth rather than to stimulation.

auxometer (*aw-zom'-et-ur*). See *auxometer*.

Av. Abbreviation for avoirdupois weight; see *weights and measures*.

ava, ava-kava (*ah'-vah, ah-vah-kah'-vah*). See *kava-kava*.

avaism (*ah'-vah-izm*). A malady from abuse of kava, resembling absinthism.

avalanche theory. Pflüger's theory that nerve-energy gathers intensity as it passes toward the muscles.

avalent (*ah-va'-lent*) [*a*, priv.; *valence*]. Without valency.

avalvular (*ah-val'-vū-lar*) [*a*, priv.; *valvula*, a valve]. Lacking valves.

avarin (*av'-ar-in*). A carbohydrate for use in diabetes; it is a starch-free agar preparation.

avascular (*ah-vas'-kū-lar*) [*a*, priv.; *vas*, a vessel]. Without blood; not possessing blood-vessels.

avascularization (*ah-vas-kū-lar-iz-a'-shun*). The act of rendering a part bloodless, as by compression or bandaging.

avascularize (*ah-vas'-kū-lar-īz*). To render bloodless.

Avellis' symptom-complex (*ah-vel'-lis*) [Georg *Avellis*, German laryngologist, 1864–].

Paralysis of one-half of the soft palate, associated with a recurrent paralysis on the same side.

Avellis' syndrome. Palato-laryngeal hemiplegia in cases of associated paralysis of the larynx.

Avena (*av-e'-nah*) [L.]. A genus of plants. Oats. **Avena farina,** oatmeal. **A. sativa,** the embryo of the seed of the common oat-plant. It contains starch, gluten, a ferment called diastase, and a small amount of alkaline phosphates, and is a nutritious food. Dose of the concentrated *tincture* or *fluidextract* 10 min.–2 dr. (0 65–8.0 Cc.). The pericarp contains an alkaloid possessed of slight narcotic powers.

avenin (*av-e'-nin*) [*avena*]. 1. A precipitate from a tincture of *Avena sativa,* or the oat. It is a nerve-stimulant and tonic. 2. A nitrogenous principle obtained from oats and nearly identical with legumin; the gluten-casein of oats.

avenious, avenous (*ah-ve'-ne-us, ah-ve'-nus*) [*ἀ,* priv.; *vena,* vein]. Lacking veins.

avenolith (*av-en'-o-lith*) [*avena;* λίθος, stone]. An intestinal calculus formed around a grain of oats.

aversion (*av-ur'-shun*) [*avertere,* to turn aside]. 1. A turning aside, as in the displacement of an organ or in metastasis. 2. Nausea.

avertin (*av-ur'-tin*). An anesthetic which is said to be devoid of many of the undesirable features of other anesthetics

a'viator's dazzling. A form of asthenopia probably due to the glare met with in aviation. The eyes are painful, and injected; the lids burn; retinal hyperemia and ciliary spasm are also present.

avidity (*av-id'-it-e*) [*avidus,* greedy]. In chemistry, the tendency of certain weak acids, in suitable conditions, to dispossess even the strongest acids and to unite with their bases.

avirulent (*ah-vir'-ū-lent*) [*ἀ,* priv.; *virus,* a poison]. Without virulence.

avitaminosis (*ah-vi-tam-in-o'-sis*) [*ἀ,* priv.; *vitamin*]. A disease resulting from deficiency of vitamins in the diet.

Avogadro's law [Amadeo *Avogadro,* Italian physicist, 1776–1856]. Equal volumes of all gases and vapors, at like temperature and pressure, contain an equal number of molecules

avoirdupois weight (*av-or-du-pois'*). See *weights and measures.*

avulsio, avulsion (*av-ul'-se-o, -shun*) [*avellere,* to tear away]. A tearing or wrenching away of a part, as a polyp, a limb, etc. **a. bulbi, avulsion of the bulb,** separation of the pupil from its attachments in consequence of complete or almost complete rupture of the tendons of the optic muscles and nerves.

axanthopsia (*ah-zan-thop'-se-ah*) [*ἀ,* priv.; *ξάνθος,* yellow; *ὄψις,* vision]. Yellow-blindness.

Axenfeld's test for albumin in urine (*ahks'-en-felt*) [David *Axenfeld,* German physiologist]. Acidulate with formic acid and add. drop by drop, a 0 1 % solution of gold chloride, and warm If albumin is present, the solution becomes red, then purplish, and on the addition of more gold chloride, blue. The blue is also produced by glucose, starch, tyrosin, uric acid, urea, leucin, etc., but the red is characteristic of albumin.

axial (*aks'-e-al*) [*axis*]. Pertaining to or situated in an axis. **a. current,** the column of red corpuscles which, by reason of the weight of the cells, occupies the center or axis of the bloodstream. **a. hyperopia.** See *hyperopia, axial.* **a. neuritis,** inflammation of a nerve axis. **a. skeleton,** the skeleton of the head and trunk (in opposition to the skeleton of the limbs). **a. stream.** See *a. current.*

axifugal (*aks-if'-ū-gal*) [*axis; fugere,* to flee]. Centrifugal.

axil (*aks'-il*). The axilla.

axilemma (*aks-il-em'-ah*) [*axis;* λέμμα, husk; skin.] An elastic sheath composed of neurokeratin, inclosing the axis-cylinder of medullated nerve-fibers.

axilla (*aks-il'-ah*) [L.]. 1. The armpit. 2. The prominence of the shoulder.

axillary (*aks'-il-a-re*) [*axilla*]. Pertaining to the axilla. **a. artery,** the continuation of the subclavian artery, extending from the lower border of the first rib to the insertion of the pectoralis major muscle, where it becomes the brachial. See under *artery.* **a. glands,** the lymphatic glands in the axilla. **a. plexus,** the brachial plexus, formed by the last three cervical and the first dorsal nerves. **a. region, a. space,** the irregular conical space of the axilla. **a. vein,** a continuation of the brachial vein, corresponding with the artery and terminating in the subclavian vein.

axin (*aks'-in*) [*axinus*]. A fatty and varnish-like substance produced in Mexico by an insect, *Coccus axinus.* It is used in the arts and locally in medicine, being regarded as a good vulnerary and resolvent.

axioplasm (*aks'-e-o-plazm*). See *axoplasm.*

axipetal (*aks-ip'-et-al*) [*axis; petere,* to seek]. Centripetal; applied to the transmission of impulses toward an axone.

axis (*aks'-is*) [L., "axletree"]. 1. An imaginary line passing through the center of a body. 2. The second cervical vertebra. 3. A short artery which breaks up into several branches, *e. g.,* thyroid *axis,* celiac *axis.* See under *artery.* **a., basicranial,** in craniometry, a line drawn from the basion to the middle of the anterior border of the cerebral surface of the sphenoid bone. **a., basifacial,** in craniometry, a line drawn from the anterior border of the cerebral surface of the sphenoid to the alveolar point. **a., binauricular,** in craniometry, the imaginary line joining the two auricular points. **a., brain,** the isthmus **a. celiac,** same as *celiac artery;* see table of *arteries.* **a., cerebrospinal,** the central nervous system. **a.-cord.** See *primitive streak.* **a.-corpuscle.** See *corpuscle, axile.* **a., craniofacial,** in comparative anatomy the bones making the floor of the cranial cavity. **a.-cylinder,** the conducting or essential part of a nerve. Syn., *axis-cylinder of Purkinje.* **a.-cylinder process,** that one of the protoplasmic processes of a nerve-cell which becomes an axis-cylinder. **a., electric,** a line connecting the two poles of an electric body. **a., frontal** (of the eye), an imaginary line running through the eyeball from right to left, and corresponding with the movements of elevation and depression of the eyeball. **a., hemal,** the aorta. **a., magnetic,** a line connecting the two poles of a magnet. **a. neural,** the cerebrospinal axis. **a., optic.** 1. The line from the center of the cornea to the macula lutea. 2. An imaginary line passing from the center of the eye-piece of a microscope through the body, objective, stage, and substage, to the mirror. **a., pelvic,** an imaginary line passing through all the median anteroposterior diameters of the pelvic canal at their centers. **a., sagittal** (of the eye), an imaginary line running through the eyeball from before backward, and coinciding with the line of vision. **a.-traction,** traction on the fetus in the axis of the pelvis. **a.-traction forceps,**

a forceps for performing axis-traction. **a. uteri.** 1. The long diameter of the uterus. 2. A line imagined to pass transversely through the uterus near its junction with the cervix, on which it is said to turn in retroversion. **a., visual,** the line from the object through the nodal point to the macula.

axite (*aks'-it*) [*axis*]. Gowers' name for the terminal filaments of the axis-cylinder.

axle teeth (*aks'-l tēth*). See *azzle teeth.*

axo- (*aks-o-*) [*axis*]. A prefix meaning axis.

axodendrite (*aks-o-den'-drīt*) [*axo-; δένδρον,* a tree]. Lenhossek's term for a nonmedullated, axopetally conducting side fibril on the axons, as distinguished from a cytodendrite or one of the true medullated, cellulifugal collaterals.

axofugal (*ak-so-fu'-gal*) [*axo-; fugere,* to flee from]. Directed away from an axis cylinder process.

axoid (*aks'-oid*) [*axo-; εἶδος,* likeness] 1. Pivot shaped. 2 Relating to second cervical joint.

axolemma. See *axilemma.*

axolysis (*aks-ol'-is-is*) [*axon; λύσις,* solution]. Destruction of an axis cylinder.

axometer (*aks-om'-et-ur*) [*axo-; μέτρον,* measure]. An instrument used to adjust properly the axes of spectacles to the eyes.

axon, axone (*aks'-on*) [*axis*]. 1. The body-axis. 2. An unbranched nerve-cell process of the second order. See *dendrite.* 3. The cerebrospinal axis. 4. Kölliker's term for neurite. **a. degeneration,** disintegration and loss of function of the axis-cylinder. **a. hillock,** the pyramidal projection of the nerve-cell protoplasm from which the axon issues.

axoneuron (*aks-o-nū'-ron*) [*axo-; νεῦρον,* nerve]. A neuron the cell-body (nerve-cell) of which lies in the interior of the brain or the spinal cord. The axoneurons are classified as rhizoneurons and the endaxoneurons.

axonometer (*aks-o-nom'-et-er*) [*axo-; μέτρον,* a measure]. 1. An instrument used for locating the axis of astigmatism. 2. An apparatus for determining the axis of a cylinder.

axopetal (*aks-op'-et-al*). See *axipetal*

axoplasm (*aks'-o-plazm*) [*axis; πλάσμα,* a thing molded]. Waldeyer's term for the delicate stroma of reticular substance holding together the fine fibrillæ of the axis-cylinder. Syn., *neuroplasm.*

axospongium (*aks-o-spun'-je-um*) [*axo-; σπόγγος,* a sponge]. Held's term for the reticular structure of the axis-cylinder.

axungia (*aks-un'-je-ah*) [L.]. Fat; lard; adeps. **axungiæ lunæ,** a variety of calcium carbonate. **axungiæ vitri,** salt of glass; a scum forming on the surface of molten glass. It is applied as a desiccative and detergent.

ayapana, ayapano. The South American name for the leaves of the herb *Eupatorium triplinerve,* of tropical America. It is stimulant, diaphoretic, and tonic, and is used in infusion externally for wounds and abscesses, internally for gastric disorders. A substitute for tea, coffee, and cocoa.

Ayerza's disease (*ah-yer'-sah*). Is characterized by chronic cyanosis, dyspnea, enlargement of liver and spleen, erythemia, and hyperplasia of bone marrow; it resembles Osler's disease.

ayurvedism (*a-yoor-va'-dism*). A system of treatment by plants and drugs indigenous to India. Native Indian materia medica.

ayurvedist (*a-yoor-va'-dist*). One who prescribes only native Indian plants and drugs.

azalein (*az-a'-le-in*). See *fuchsin.*

azedarach (*az-ed'-ar-ak*) [Pers., *āzād,* free; *dirakht,* a tree]. Pride of China, the bark of *Melia azedarach,* an Asiatic tree naturalized in the southern United States. It occurs in curved pieces or quills, having a sweetish taste. A decoction, ½ oz. to 1 pint, is used as an anthelmintic against the roundworm. Dose ½–1 oz. (15–30 Cc.). Dose of the *fluidextract* 1 dr. (4 Gm.); of the *tincture,* 1 to 8, ½–2 dr. (2–8 Cc.).

azerin (*az'-er-in*) [*ἀ,* priv.; *ξηρός,* dry]. A ferment analogous to ptyalin and found in the digestive secretions of *Drosera, Nepenthes,* and probably all other insectivorous plants.

azoamyly (*ah-zo-am'-il-e*) [*ἀ,* priv.; *ζῷον,* animal; *ἄμυλον,* starch]. The inability of the cell (hepatic) to store up the normal amount of glycogen.

azobenzene (*az-o-ben'-zēn*) [*azote,* nitrogen; *benzene*], $C_{12}H_{10}N_2$. A compound formed by the action of sodium amalgam upon the alcoholic solution of nitrobenzene. It forms orange-red, rhombic crystals, readily soluble in alcohol and ether, but sparingly soluble in water. It melts at 68° and distils at 293°.

azobenzoid (*az-o-ben'-zo-id*). An amorphous white powder derived from oil of bitter almonds by action of ammonia.

azochloramid (*az-o-klor-am'-id*) N-N-dichloroazodicarbonamidine. A tasteless and odorless germicide that is not weakened by living tissue. It is markedly active with mixed groups of organisms

azo-compound. In chemistry, a compound containing the group $-N=N-$ united to two hydrocarbon groups; a compound intermediate between the nitro-compounds and the amido-compounds, and made from the former by partial reduction, or from the latter by partial oxidation.

azoic (*ah-zo'-ik*) [*ἀ,* priv.; *ζωή,* life]. 1. Destitute of living organisms. 2. Relating to nitrogen; azotic; nitric.

Azo-itch (*az'-o-ich*). A dermatitis occurring among workers with azo dyes.

azolitmin (*az-o-lit'-min*) [*ἀ,* priv ; *ζωή,* life; *litmus*], $C_7H_7NO_4$. A deep blood-red coloring-matter obtained from litmus.

azomethane (*as-o-meth-ān'*). Hydrocyanic acid.

azoospermia (*ah-zo-o-sper'-me-ah*) [*ἀ,* priv.; *ζωή,* life; *σπέρμα,* seed]. Absence of, or deficient vitality of, the spermatozoa.

azoresorcin (*az-o-rez-or'-sin*) [*ἀ,* priv.; *ζωή,* life; *resorcinol*], $C_{12}H_8NO_4$. Dark-red and greenish crystals which are derived from resorcinol.

azorubin (*az-o-roo'-bin*). A dark red dye used in testing the functional activity of the liver and biliary tract.

azotation (*az-o-ta'-shun*). The assimilation of nitrogen from the air by organisms.

azote (*as'-ōt*) [*ἀ,* priv.; *ζωή,* life]. A synonym of *nitrogen.*

azotemia (*az-o-te'-me-ah*) [*azote; αἷμα,* blood]. The presence of nitrogenous compounds in the blood; uremia.

azotenesis (*az-o-ten-e'-sis*) [*azote*]. Any one of a class of diseases said to be due to a superabundance of nitrogen in the system, such as scurvy

azotic acid. Nitric acid.

azotiodic (*az-ot-i-o'-dik*). Containing nitrogen and iodine.

azotized (*az'-ot-izd*) [*azote*]. Nitrogenized; containing nitrogen.

azotobacter (*az-o'-to-bak-ter*). A class of large aerobic bacteria, capable of fixing free nitrogen from the air. They are found in the soil.

azotometer (*az-o-tom'-et-er*) [*azote*; μέτρον, a measure]. A device for the measurement of nitrogen.

azotorrhea (*az-o-to-re'-ah*) [*azote*; ῥοία, flow]. Excess of nitrogenous matter in the urine or feces.

azoturia (*az-o-tū'-re-ah*) [*azote*; οὖρον, urine]. An increase of the urea and urates in the urine.

azoturic (*az-o-tū'-rik*) [*azoturia*]. Pertaining to the urinary excretion of nitrogen

azoxybenzene (*az-oks-e-ben'-zēn*) [*azote*; ὀξύς, sharp; *benzene*], $C_{12}H_{10}N_2O$. A compound obtained by the reduction of nitrobenzene. It forms long yellow needles, easily soluble in alcohol and ether, but not in water.

azulene (*az'-ū-lēn*). Same as *cerulein*.

azurin (*az'-ū-rin*). Sodium-theobromine acetate, used as a diuretic.

azurophile, azurophil (*az-ū'-ro-fil*) [*azure*; φιλεῖν, to love]. Staining promptly with an azure dye.

azyges (*az'-ij-ēz*) [ἄζυγής, unwedded]. The sphenoid bone.

azygos (*az'-ig-os*) [ἀ, priv.; ζυγόν, a yoke]. Applied to parts that are single, not in pairs. **a. uvulæ**, a small muscle of the uvula. **a. veins.** See *veins*.

azygous (*az'-ig-us*) [see *azygos*]. Not paired.

azymia (*ah-zi'-me-ah*) [ἀ, priv.; ζύμη, a ferment]. Absence of ferment.

azymic (*ah-zi'-mik*) [ἀ, priv.; ζύμη, a ferment]. Not giving rise to fermentation.

azymous (*az'-i-mus*) [ἀ, priv.; ζύμη, a ferment]. Unfermented.

azzle teeth (*az'-l*) [E. dial., *assal teeth*]. A name given to the molar teeth.

B. 1 The chemical symbol of *boron* 2 Abbreviation for Beaumé s hydrometer, also of *Bacillus*, and *Bacterium*

Ba. The chemical symbol of *barium*

B.A. Abbreviation of Bachelor of Arts

Babbit metal (*bab' it*) An antifriction alloy composed of 8 parts of tin 2 of antimony, and 1 of copper Also used occasionally in dentistry

Babès stain (*bah-bas*) [Victor *Babè s*, Roumanian bacteriologist, 1854–1926] Water 100, aniline oil 2, excess of safranin concentrated aqueous solution

Babes-Ernst's bodies [Victor *Babes*, Paul *Ernst*, German pathologist, 1859–] Bodies found in bacteria, especially those derived from animal bodies or secretions, they stain more deeply than the rest of the cytoplasm

Babesia (*ba be'-ze-ah*) [Victor *Babès*, Roumanian bacteriologist, 1854–1926] See *Piroplasma*

babesiosis (*ba-be-se-o'-sis*) Infection with babesia Same as *piroplasmosis*

Babinski's phenomenon, B 's reflex (*ba bin'-ske*) [Jules *Babinski*, French neurologist, 1857–] Extension of great toe with flexion of other toes on exciting the sole, it is connected with a lesion of the pyramidal tract, and is found in organic, but not in hysterical, hemiplegia Syn , *phénomène des orteils* **B 's sign,** diminution or absence of the Achilles tendon reflex in true sciatica as distinguished from hysterical sciatica

bablabs, bablah (*bab'-labz, lah*) The pods of *Acacia arabica* and some other species, used for coughs, the seeds contain 20 % of tannin

babool, babul bark (*ba bool'*) The astringent, tonic bark of the babul tree, *Acacia arabica*

baby (*ba'-be*) An infant, a newborn child **b., blue,** a baby who is cyanotic owing to non-closure of the foramen ovale **b -farm.** An institution for raising orphan and pauper infants **b.-farming,** the business of caring for the infants of those who may be unable or unwilling to bring up their own children

bacca (*bak'-ka*) [L] A berry

Baccelli's method (*bat-chel' le*) [Guido *Baccelli*, Italian physician, 1832–1916] 1 In echinococcus cysts of the liver aspiration is done on several consecutive days, and washings made with a 1 1000 solution of mercury bichloride and a 1 100 salt solution 2 In tetanus hypodermatic injection of a solution of phenol **B 's sign,** aphonic pectoriloquy The whispered voice is transmitted through a serous, but not through a purulent, pleuritic exudate

baccharine (*bak'-ar in*) A poisonous alkaloid obtained from *Baccharis coridifolia*

Baccharis (*bak'-ar-is*) [*βάκκαρις*, a fragrant herb] A genus of composite trees *B halimifolia*, the groundsel-tree, is a shrub of North America A decoction of the leaves and bark is a popular demulcent and pectoral medicine *B pilularis*, kidney plant, a native of the Pacific coast of the United States, is used in cystitis

bacchia (*bak'-e-ah*, or *bak-i'-ah*) [*Bacchus*, the god of wine] A synonym of *acne rosacea* **b rosacea.** Synonym of *acne rosacea*, *q v.*

bacciform (*bak'-si form*) [*bacca*, *forma*, form] Berry-shaped

Bach's reagent for hydrogen dioxide. This consists of two solutions (*a*) 0 03 potassium dichromate and 5 drops of aniline in 1 liter of water, (*b*) 5 % oxalic acid solution Shake 5 Cc of the solution to be tested with 5 Cc of solution *a* and 1 drop of solution *b*, in the presence of hydrogen dioxide a violet red color results

bacid (*bas' id*) Trade preparations containing the bacillus acidophilus

bacillac (*bas' il ak*) Trade name of a preparation of milk which has been soured by the lactobacillus

Bacillaceæ (*bas il-a'-se-e*) [see *bacillus*] A family of *Schizomycetes* or bacteria consisting of rod-shaped forms, most of which produce endospores See *table* p 830

bacillar, or **bacillary** (*bas'-il-ar, bas'-il-a re*) [*bacillus*] 1 Relating to bacilli or to a bacillus 2. Consisting of or containing rods

bacillemia, bacillæmia (*bas-il-e'-me-ah*) [*bacillus*, *αἷμα* blood] Presence of bacilli in the blood.

bacilli (*bas-il' i*) [*bacillus*] 1 Plural of *bacillus*, *q v* 2 In pharmacy, cylindrical lozenges

bacilli-carrier A person who is apparently in good health but who has pathogenic bacteria (such as typhoid) in his tissues or secretions and so is able to spread the disease

bacillicidal (*bas il is i' dal*) [*bacillus*, a rod, *cædere*, to kill] Destructive to bacilli

bacillicide (*bas il' is id*) [*bacillus*, a rod, *cædere*, to kill] 1 Destructive to bacilli 2 An agent that destroys bacilli

bacilliculture (*bas il e kul'-chur*) [*bacillus*, a rod, *cultura* cultivation] 1 The artificial culture of bacilli for the purpose of studying their nature and life 2 A culture containing bacilli.

bacilliform (*bas il' if orm*) [*bacillus*, *forma*, form]. Having the shape or appearance of a bacillus.

bacilliparous (*bas il ip' ar-us*) [*bacillus*, *parere*, to produce] Producing bacilli

bacillogenous (*bas il-oj'-en-us*) [*bacillus*, *generare*, to beget] Due to bacilli, producing bacilli

bacillol (*bas' il-ol*) A coal-tar distillation-product resembling lysol, its active property being due to cresols of which it contains 52 % It is an oily fluid, of faint alkaline reaction, dark-brown color, and odor of pitch, readily soluble in water, with sp gr of 1 100, and bactericidal in dilute solution In veterinary practice it is use i in 2 % solution

bacillophobia (*bas-il-o-fo'-be-ah*) [*bacillus*, *φόβος*, fear] Morbid fear of microbes

bacillosis (*bas il-o'-sis*) [*bacillus*] The condition caused by infection with bacilli

bacilluria (*bas-il-ū'-re-ah*) [*bacillus*, *οὖρον*, urine] The discharge of urine containing bacilli

bacillus (*bas-il'-us*) [dim of *baculus*, a rod, pl , *bacilli*] 1 A genus of the *Schizomycetes* comprising the rod-shaped forms of bacteria 2 One of the genus *Bacillus* See *table of Bacillaceæ*, page 830 3 A medicated rod or bougie 4. Any rod like body, or, specifically, one of the retinal rods See *alcaligenes fæcalis*

bacillus carrier. See *bacillus-carrier.*

back (*bak*) [ME., *bak*]. Dorsum; posterior aspect. **b.-airing,** a term used in hygiene to designate the admission of fresh air to traps by means of a separate ventilating pipe of small diameter. **b.-rest,** a cloth-covered frame adjusted to any height by means of braces and ratchets, designed to relieve bedridden patients. **b., trench,** a condition characterized by pain and stiffness in the dorsal and lumbar regions as a result of hardships undergone in the trenches.

backbone (*bak'-bōn*). The vertebral column.

backset. A relapse of a disease.

$BaCl_2$. Barium chloride.

bacony infiltration (*ba'-kon-e in-fil-tra'-shun*). Same as *amyloid degeneration.*

bacteria (*bak-te'-re-ah*). Plural of bacterium (*q. v.*).

Bacteriaceæ (*bak-te-re-a'-se-e*) [*bacterıa*]. The *Schizomycetes* which form the class of microorganisms (fungi; bacteria) that multiply by fission. See *table of microorganisms,* p. 799.

bacterial (*bak-te'-re-al*). Resembling, of the nature of, or derived from bacteria **b. vaccine.** See *bacterine.*

bactericidal (*bak-te-rıs-ıd'-al*) [*bacteria; cædere,* to kill]. Destructive to bacteria.

bactericide (*bak-te'-rıs-īd*) [*bacterıa; cædere,* to kill]. 1. Destructive to bacteria. 2. An agent that destroys bacteria.

bacteridium (*bak-ter-ıd'-e-um*) [*βακτήριον,* a little stick]. A genus of *Bacteriaceæ* characterized by immobility at all periods of their existence (Davaine). The distinction no longer obtains.

Bacterieæ (*bak-ter-ı'-e-e*) A tribe of the *Bacteriaceæ.*

bacteriemia (*bak-te-re-e'-me-ah*). The presence of bacteria in the blood.

bacteriform (*bak-te'-re-form*) [*bacterium; forma,* form]. Shaped like a bacterium.

bacterination (*bak-ter-ın-a'-shun*). Inoculation with bacterial vaccines.

bacterine (*bak'-ter-ēn*). Any vaccine prepared from a specific bacterium; a bacterial vaccine. See *vaccine, bacterial.* It is a preparation of killed bacteria suspended in a normal saline solution. **b., autogenous,** one prepared from bacteria obtained from the patient. **b., polyvalent,** one containing bacteria of the same species but derived from many different sources. **b., stock,** one made from bacteria not obtained from the patient.

bacterio- (*bak-te-re-o*) [*bacterium*]. A prefix meaning relating to bacteria.

bacteriocidin (*bak-te-re-o-sı'-dın*) [*bacterio-; cædere,* to kill]. Any substance in the blood which is capable of destroying bacteria.

bacteriofluorescin (*bak-te-re-o-flu-o-res'-ın*). A fluorescent coloring-matter produced by the action of certain bacteria.

bacteriogenic (*bak-te-re-o-jen'-ik*) [*bacterio-; generare,* to produce]. Caused by bacteria.

bacteriogenous (*bak-te-re-oj'-en-us*). 1. Producing bacteria. 2. Bacteriogenic.

bacteriohemagglutinin (*bak-te-re-o-hem-ag-lu'-tın-ın*). A hemagglutinin produced in the body by the action of bacteria; it is very unstable, being destroyed at 58° C.

bacteriohemolysin (*bak-te-re-o-hem-ol'-ıs-ın*). A very unstable hemolysin formed in the body by bacteria; it is destroyed at 58° C.

bacterioid (*bak-te'-re-oıd*) [*bacterio-; εἶδος,* form]. Resembling bacteria; bacteriform.

bacteriologic, bacteriological (*bak-te-re-o-loj'-ik, bak-te-re-o-loj'-ik-al*). Pertaining to bacteriology.

bacteriologist (*bak-te-re-ol'-o-jist*) [*bacterıology*]. One versed in bacteriology.

bacteriology (*bak-te-re-ol'-o-je*) [*bacterio-; λόγος,* science]. The science and study of bacteria.

bacteriolysin (*bak-te-re-ol'-ıs-ın*). A specific anti-body developed in the blood by the action of any one bacterium and capable of causing the disintegration of the same bacterium.

bacteriolysis (*bak-te-re-ol'-ıs-ıs*) [*bacterio-; λύσις* a loosing]. The disintegration of bacteria, usually by means of a specific antibody

bacteriolytic (*bak-te-re-o-lit' ık*). Possessing a disintegrating action upon living bacteria. Pertaining to bacteriolysis

bacteriopathology (*bak-te-re-o-path-ol'-o-je*) [*bacterıo-; pathology*]. The science of diseases due to bacteria

bacteriophage (*bak-te'-re-o-faj*) [*bacterıa; φαγεῖν,* to eat]. An agent which destroys microorganisms, supposed to be caused by a parasite of parasites See *protobe*

bacteriophobia (*bak-te-re-o-fo'-be-ah*) [*bacterio-; φόβος,* fear] A morbid dread of bacteria or other microorganisms.

bacteriophytoma (*bak-te-re-o-fi-to'-mah*) [*bacterio-; φυτόν,* a growth]. A newgrowth caused by bacteria.

bacterioplasmin (*bak-te-re-o-plaz'-mın*) [*bacterıo-; πλάσμα,* anything formed or molded]. One of several toxic principles or toxalbumins extracted from pathogenic organisms, as of cholera or typhoid fever, by pressure.

bacterioprotein (*bak-te-re-o-pro'-te-ın*) [*bacterio-πρῶτος,* first]. A protein contained in bacteria A toxalbumin.

bacteriopsonin (*bak-te-re-op'-son-ın*) [*bacterio-opsonin*]. An opsonin which acts upon bacteria and not upon blood corpuscles.

bacteriopurpurin (*bak-te-re-o-pur'-pu-rin*) [*bacterio-; purpura,* purple]. A peach-colored pigment found in the protoplasm of *Beggiatoa roseopersicina.*

bacterioscopic (*bak-te-re-o-skop'-ik*) [*bacterio-; σκοπεῖν,* to view]. Pertaining to bacterioscopy

bacterioscopist (*bak-te-re-os'-ko-pıst*) [*bacterıo-; σκοπεῖν,* to look]. A person devoted to the investigation of bacteria.

bacterioscopy (*bak-te-re-os'-ko-pe*) [*bacterio-; σκοπεῖν,* to inspect]. The microscopic study of bacteria.

bacteriosis (*bak-te-re-o'-sıs*) [*bacterium*]. The action of bacteria in the system; infection by bacteria.

bacteriostasis (*bak-te-re-os'-tas-ıs*) [*bacterio-στάσις,* a standing still]. Arrest or hindrance of the growth of bacteria.

bacteriostat (*bak-te'-re-o-stat*) [*bacterio-; στάσις,* a standing still]. Any agent which arrests or hinders the growth of bacteria.

bacteriotherapeutic (*bak-te-re-o-ther-ap-ū'-tik*) [*bacterio-; therapeutic*]. Relating to bacteriotherapy.

bacteriotherapy (*bak-te-re-o-ther'-ap-e*) [*bacterio-; therapy*]. The treatment of disease by the introduction of bacteria or their products into the system.

bacteriotoxin (*bak-te-re-o-toks'-ın*). A specific substance poisonous to bacteria.

bacteriotropic (*bak-te-re-o-trop'-ik*) [*bacterio-; τροπή,* a turning]. A generic term used by Wright to denote all substances in the blood which turn toward or are attracted to bacteria. Said of agglutinins.

bacteriotropin (*bak-te-re-ot'-ro-pin*) [*bacterio-*; *τροπή*, a turning]. Immune opsonin. A principle in the blood which, by its action on bacteria, aids the phagocytic action of the leukocytes.

bacteritic (*bak-ter-it'-ik*). Relating to or due to bacteria.

Bacterium (*bak-te'-re-um*) [*βακτήριον*, a little stick; pl., *bacteria*]. 1. A synonym of *Schizomyces* or *Microorganism*. 2. The word was formerly restricted to a genus of schizomycetous fungi established by Ehrenberg (1838) and Dujardin (1841), characterized by short, linear, inflexible, rod-like forms, without tendency to unite into chains or filaments. Morphologically, bacteria are spherical (*cocci*); in the form of straight rods (*bacilli*); or of twisted rods (*spirilla*). Bacteria are either *aerobic*, requiring free oxygen or *anaerobic*, not requiring free oxygen. Again, certain forms appear to possess the ability to flourish in either condition, and are known as *facultative aerobic* or *facultative anaerobic*. Bacteria are either motile or nonmotile; they may exist as *saprophytes*, *facultative parasites*, *strict*, *obligate*, or *true parasites*. Those that produce pigment are known as *chromogenic*; those that produce fermentation, as *zymogenic*; those that affect adversely the health of plants or animals, as *pathogenic*. See special terms under appropriate headings, also *table of Bacteriaceæ*, p. 799, and *Pathogenic Bacteria* p 1496

bacteriuria (*bak-te-re-ū'-re-ah*) [*bacterium*; *οὖρον*, urine]. The discharge of urine containing bacteria.

bacteroid (*bak'-ter-oid*) [*bacteria*; *εἶδος*, form]. Resembling bacteria.

bacterol (*bak'-ter-ol*). Trade name of an antiseptic preparation containing formaldehyde, iodine, eucalyptus, and peppermint.

baculiform (*bak-ū'-le-form*) [*baculum*, a stick; *forma*, form]. Rod-shaped

Badal's operation (*bad-al'*) [Antoine Jules *Badal*, French ophthalmologist, 1840–]. Rupture of the infratrochlear nerve for the relief of pain in glaucoma.

badex (*ba'-deks*). A mixture used by bakers as a substitute for wheat flour.

bael (*ba'-el*). See *bel*.

Baelz's disease (*baelts*) [Erwin *Baelz*, German physician, 1845–1913]. Progressive ulceration and destruction of the mucous glands of the lips.

(von) Baer's cavity [Carl Ernst von *Baer*, Russian embryologist, 1792–1876]. The segmentation cavity of the blastula. **B.'s law**, the more special forms of structure arise out of the more general, and that by a gradual change. **B.'s vesicle**, the ovule.

Baer's method [William Stevenson *Baer*, American orthopedic surgeon, 1872–]. In an ankylosed joint, the adhesions are broken and sterile oil is then injected to prevent the reforming of the adhesions.

Baerensprung's erythrasma (*bār'-en-sproong*) [Friedrich von *Baerensprung*, German physician, 1822–1865]. Eczema marginatum of the thighs.

Baeyer's reaction for glucose. Indigo is formed on boiling a glucose solution with orthonitrophenylpropionic acid and sodium carbonate. When the glucose is in excess, this blue is converted into indigo white. **B.'s reaction for indol**, a watery solution of indol to which have been added 2 or 3 drops of fuming nitric acid and then a 2% solution of potassium nitrite drop by drop, yields a red liquid and then a red precipitate of nitrosoindol nitrate, $C_{16}H_{18}(NO)N_{21}HNO_2$.

bag [AS., *bælg*]. 1. A sac. 2. The scrotum. **b., intragastric**, an elastic rubber bag which, when folded over a tube which runs through it, occupies less space than in ordinary stomach-tube, and which has the exact shape of the stomach when it is inflated within that organ. It is employed to obtain the contents of the duodenum. **b. of waters**, the fetal membranes inclosing the liquor amnii and projecting through the os uteri early in labor. The sac usually ruptures when the cervix is dilated.

Bagdad boil. *Furunculus orientalis*, *q. v.*

bagnio (*ban'-yo*) [It., *bagno*, from Latin *balneum*, a bath]. 1. A bath-house. 2. A house of prostitution.

Bagot's local anesthesia mixture. Cocaine hydrochloride, 0.04 Gm. and sparteine sulphate, 0.05 Gm.; this is dissolved in 1 or 2 Cc. of boiled water.

Baillarger's outer band, line, or layer (*bī'-yar-gha*) [Jules Gabriel François *Baillarger*, French neurologist, 1806–1891]. A white band in the layer of large pyramidal cells of the cortex cerebri. See also *Gennari* and *Vicq d'Azyr*. **B.'s internal band or line**, a white band between the layer of large pyramidal cells and the polymorphous layers of the cortex. **B.'s sign**, difference in the size of the pupils in paralytic dementia.

Baillie's pill (*ba'-le*) [Matthew *Baillie*, English physician, 1761–1823]. A pill composed of one gr. each of powdered digitalis leaves, powdered squill and mercury pill.

bain-marie (*ban-mah-re'*) [Fr.]. An instrument for immersing solutions, microorganisms, etc., in water or chemical solutions, thus keeping them at a desired temperature.

Bain's method of artificial respiration. A modification of Sylvester's method (*q. v.*); the structures surrounding the axilla are seized so that traction is made directly upon the pectoral muscles.

Baker's cysts [William Morrant *Baker*, English surgeon, 1839–1896]. Hernial protrusions of the synovial membrane of the joints through the fibrous capsule.

bakers' itch. An eczematous affection of the hands, caused by the irritation of the yeast. **b.'s leg**, knock-knee, or genu valgum. **b.'s salt.** A synonym of *smelling-salts* or *ammonium bicarbonate*; it is sometimes used by bakers in leavening cakes. **b.'s stigmata**, corns on the fingers from kneading dough.

bakkola (*bak'-o-lah*). A fungus which grows on birch trees in Finland; it is used in the form of a decoction as a cancer-cure.

balance (*bal'-ans*) [L., *bilanx*, having two scales]. 1. An instrument for weighing. 2. The harmonious adjustment of related parts. **b., electromagnetic**, an apparatus for estimating the intensity of electric currents. **b., thermic.** See *bolometer*. **b., torsion**, an instrument for estimating magnetic attraction and repulsion.

balanic (*bal'-an-ik*) [*βάλανος*, the glans penis]. Pertaining to the glans of the penis or of the clitoris.

balanism (*bal'-an-izm*) [*βάλανος*, acorn; pessary; the glans penis]. The application of a pessary or suppository.

balanitis (*bal-an-ī'-tis*) [*βάλανος*, the glans penis; *-itis*, inflammation]. Inflammation of the glans penis.

balano- (*bal-an-o-*) [βάλανος, the glans penis]. A prefix meaning relating to the glans penis.

balanoblennorrhea (*bal-an-o-blen-or-e'-ah*) [*balano-*; βλέννα, mucus; ῥοία, a flow]. Gonorrheal balanitis.

balanocele (*bal-an'-o-sēl*) [*balano-*; κήλη, a hernia]. The protrusion of the glans through an opening in the prepuce, as occurs in gangrenous phimosis.

balanochlamyditis (*bal-an-o-klam-id-i'-tis*) [*balano-*; χλαμύς, cloak; ῑτις, inflammation] Inflammation of the glans and prepuce of the clitoris.

balanoplasty (*bal'-an-o-plas-te*) [*balano-*; πλάσσειν, to form] Plastic surgery of the glans penis.

balanoposthitis (*bal-an-o-pos-thi'-tis*) [*balano-*; πόσθη, prepuce; ῑτις, inflammation]. Inflammation of the glans penis and of the prepuce.

balanopreputial (*bal-an-o-pre-pu'-she-al*) [*balano-*; *præputium*, prepuce]. Relating to the glans penis and the prepuce.

balanorrhagia (*bal-an-or-a'-je-ah*) [*balano-*; ῥήγνυναι, to burst out]. Gonorrheal balanitis, with copious discharge of pus.

balanorrhea (*bal-an-or-e'-ah*) [*balano-*; ῥοία, a flow]. Purulent balanitis.

balantidiosis (*bal-an-tid-e-o'-sis*). Infestation by a species of *Balantidium*.

Balantidium (*bal-an-tid'-e-um*) [βαλαντίδιον, dim. of βαλάντιον, a bag]. A genus of protozoa. **B. coli,** a protozoan parasite found in the intestine of man and other vertebrates. **B. minutum,** a protozoan found in the feces, smaller than the *B. coli*.

balanus (*bal'-an-us*) [βάλανος, an acorn] 1. The glans of the prepuce or of the clitoris. 2. A pledget, suppository, or pessary.

balata (*bal-at'-ah*) [native Guiana]. The dried milky juice of the bully-tree, *Mimusops balata*, and of several other sapotaceous trees of Guiana. It is intermediate between caoutchouc and guttapercha, and is used chiefly in England as a substitute for these.

balatin (*bal'-at-in*). The creamy sap from a South American tree, *Mimusops kauki;* it is used as a varnish and vehicle in skin diseases.

Balbiani, body of (*bal-be-ah'-ne*) [*Balbiani*, Italian physician, 1825–]. The yolk-nucleus or idiosome, a small body seen near the nucleus of the oocyte.

balbucinate (*bal-bu'-sin-āt*) [*balbutire*, to stammer]. To stammer.

balbuties (*bal-bū'-she-ēz*) [*balbutire*, to stammer]. Stammering.

bald (*bawld*) [ME., balde, bald]. Wanting hair. A term applied to one who has lost the hair of the scalp. **b. ringworm.** See *tinea tonsurans*.

baldness (*bawld'-nes*). Loss of hair; alopecia.

Baldy's operation (*bawl'-de*) [John Montgomery *Baldy*, American gynecologist, 1860–]. *For prolapse of the uterus.* The uterus is removed at the internal os, and the cervical stump is fixed to the abdominal wall at the lower end of the incision by means of two silkworm-gut sutures; these latter are made to transfix the cervical stump from side to side and the free ends are brought through the peritoneum, muscles, and deep fascia. They are then securely tied and cut off short and the knots are buried, and the abdominal incision is closed.

Balfour's disease [George William *Balfour*, English physician, 1822–1903]. A fatal disease of childhood, with postmortem findings of greenish-yellow or greenish-gray fibrosarcoma in various parts of the body, especially the periosteum. Syn., *chloroma; chlorosarcoma.*

Balkan frame (*bawl'-kan*). Four upright rods fixed to bed-posts, connected at top and ends by adjustable slats

ball (*bawl*) [ME., *ball*]. 1. An object having a round or spherical shape. 2. In anatomy, any globular part. 3. In veterinary medicine a pill or bolus. **b. of foot,** the rounded part at the base of the great toe. **b. of thumb,** the rounded part at the base of the thumb **b., martial,** balls made of 2 parts of cream of tartar and 1 part of iron filings; they were used in the preparation of ferruginous baths. Syn., *boli martis; globuli martis.* **b.-and-socket joint.** See *diarthrosis* and *enarthrosis.* **b.-thrombus,** a non-attached antemortem clot in the heart.

Ball's operation. 1. *Iliac colotomy,* in which the incision is made in the left semilunar line, and the bowel secured above and below the future artificial opening by means of two special clamps, which are removed after suturing and opening of the bowel. 2. *For inguinal hernia;* the sac is separated up to the abdominal portion of the neck, and then twisted around its own axis, after which the fundus is cut away and the stump is secured in the ring. 3 *For pruritusani;* section of the sensory nerve trunks of the anus.

ballet-dancer's cramp. See *cramp.*

Ballet's disease (*bal-la'*) [Gilbert *Ballet*, French ophthalmologist, 1853–1916]. Ophthalmoplegia externa. **B.'s sign,** the loss of all voluntary movements of the eyeball, with preservation of the automatic movements and integrity of the movements of the pupil. It is seen in B.'s disease, hysteria and exophthalmic goiter.

Ballingal's disease (*bal'-ing-awl*) [Sir George *Ballingall*, British surgeon, 1780–1855] Mycetoma

ballismus (*bal-iz'-mus*) [βαλλισμός, a leaping]. 1. Chorea. 2. Paralysis agitans.

ballistics (*bal-is'-tiks*) [βαλλεῖν, to throw, hurl]. The science of the trajectory of projectiles.

ballistophobia (*bal-is-to-fo'-be-ah*) [βαλλεῖν, to hurl; φόβος, fear] Morbid fear of projectiles.

ballonnement (*bal-lōn-mahn'*) [Fr.]. The ballooning or distending of a part for operative or diagnostic purposes

balloon (*bal-oon'*) [Mod. E., *baloon*, a large bag]. 1. In chemistry, a spherical glass receiver with a short neck. 2. To distend a body-cavity by means of air-bags or water-bags. **b. sickness,** an abnormal condition due to the breathing of an insufficient amount of oxygen.

ballooning (*bal-oon'-ing*). Surgical distention of the vagina or other cavity, by air- or water-bags.

ballottable (*bal-ot'-abl*) [see *ballottement*]. Capable of exhibiting ballottement.

ballottement (*bal-ot-mon(g)*) [Fr., *ballottement*, tossing; shaking about]. A method of diagnosing pregnancy from the fourth to the eighth month. A push is given the uterus by the finger inserted into the vagina, and if the fetus is present, it will rise and fall again like a heavy body in water. **b., cephalic,** the rebound of the fetal head against the hand when depressed through the abdominal wall. **b., ocular,** the falling of opaque particles in a fluid vitreous humor after movements of the eyeball.

balm (*bahm*) [*balsamum*, a balsam]. 1. A popular synonym of *balsam.* 2. Any soothing application or ointment. See *melissa.* **b. of Gilead,** an oleoresin from the *Balsamodendron gileadense.*

balmony (*bal'-mo-ne*) [origin uncertain]. The herb *Chelone glabra;* cathartic and anthelmintic.

Dose of the fldext ʒ ss-ʒ *Chelonin*, the concentrated ext Dose gr ʃ iv

balmosa (*bal-mo'-sah*) Trade name of a combination of methyl salicylate with sorbefacients, it has a non-greasy basis, and is used in rheumatism, sciatica, etc

Balne's cough (*bal'-ne*) A cough occurring when the patient lies down, it occurs in obstruction of the nasopharynx

balneal (*bal'-ne al*) Relating to baths

balneation (*bal ne-a'-shun*) [*balneum*, a bath] 1. The act of bathing 2 Balneotherapy

balneography (*bal-ne-og'-ra-fe*) [*balneum*, γράφη, a writing] A treatise on bathing, baths, and mineral springs

balneology (*bal-ne-ol'-o je*) [*balneum*, λόγος, science] The science of baths and mineral waters, and their effects upon the system

balneophysiology (*bal-ne-o-fiz-e-ol'-o-je*) [*balneum, physiology*] The physiology of bathing, the science of the effects of baths upon the system

balneotechnics (*bal-ne-o tek' niks*) [*balneum*, a bath, τεχνη an art] The art of properly preparing baths as to constituents and temperature and the administration of them

balneotherapeutics (*bal-ne o ther ap u'-tiks*) See *balneotherapy*

balneotherapy (*bal ne o ther' ap e*) [*balneum*, θεραπεία, treatment] Systematic bathing for therapeutic purposes, or the treatment of disease by baths

balneum (*bal'-ne um*) [L] A bath See *bath* **b arenæ**, a sand bath See *ammotherapy* **b lacteum**, a milk bath **b luteum**, a mud bath **b pneumaticum**, an air-bath

balsam (*bawl' sam*) [βάλσαμον the resin of the balsam-tree] The resinous volatile, aromatic substance, liquid or solid obtained from certain trees by natural exudation or by artificial extraction Balsams are divided into two classes—those with, and those without benzoic and cinnamic acids In general they are mixtures of various essential oils resins and acids **b.-apple**, the plant *Momordica balsamina* and its warty, gourd-like fruit It is purgative but its tincture is used in domestic medicine chiefly as a vulnerary **b.-bog**, a singular stone-like, woody, umbelliferous plant *Bolax*, or *Azorella glebaria* of the Falkland Islands and Patagonia Its aromatic gum is locally prized as a vulnerary, desiccative and antigonorrheal remedy **b , Canada**, a turpentine gathered from the natural blisters of the bark of *Abies balsamea* It is used as a mounting medium by microscopists See under *turpentine* **b of copaiba.** See *copaiba* **b. of fir** Same as *b , Canada* **b , friars'.** See *benzoin* **b , Houmiri, b , Humiri**, the fragrant exudate from the trees *Humiria balsamifera* and *H. floribunda*, natives of South America It is used as an expectorant and vermifuge Syn , *Umire* **b. of Peru** (*balsamum peruvianum*, U S P), the balsam obtained from *Toluifera pereirae*, antiseptic, stimulant to the circulation, and sedative to the nervous system, tonic and expectorant Applied locally, it is useful in chronic inflammatory skin diseases Dose of the *emulsion* 10–25 min (0 6–1 5 Cc) **b.-root**, a popular name for certain composite flowered plants of the genus *Balsamorrhiza B hookeri, B macrophylla*, and *B sagittata* are common in the Pacific States and abound in a resinous balsam **b., Samaritan**, a mixture of equal parts of oil and wine, heated together, and a tenth part of rosemary leaves **b., stimulant**, a mixture of 8 parts of turpentine and 1 part of mustard flour **b , sulphur**, a mixture of 8 parts of olive oil and 1 part of sublimed sulphur heated together **b , tagulaway, b , tagulavay**, a yellow oil prepared in the Philippines by boiling the bark and twigs of the cebu, *Parameria vulneraria*, in cocoanut oil, it is used as a vulnerary and in skin diseases Syn , *cebur, Jagulaway balsam* **b of Tolu, b of Tolutan** (*balsamum tolutanum*, U S P), obtained from *Toluifera balsamum* Its properties are due to a volatile oil, *toluene* It possesses an agreeable odor, and is a basis for many cough mixtures It is expectorant See also *Tolu*

balsamation (*bawl-sam-a'-shun*) [see *balsam*] 1. Embalmment with balsamic or aromatic spices. 2 The act of rendering balsamic

balsamic (*bawl-sam'-ik*) Pertaining to or having the nature or qualities of a balsam **b tincture**, compound tincture of benzoin

balsamodendron (*bawl sam o den' dron*) See *bdellium* and *myrrh*

balsamum (*bawl' sam-um*) [*balsam*] A balsam. **b. dipterocarpi.** See *Gurjun balsam*

Balser's fat-necrosis (*bol'-ser*) [August *Balser*, German surgeon] An acute disease of the pancreas with areas of fat-necrosis in the interlobular tissue of that organ, in the omentum and mesentery at times also in the pericardial fat and bone-marrow

balteum venereum (*bal'-te-um ve-ne'-re-um*) [*balteum*, belt, *venereum* relating to Venus] Venus s girdle, a mercurial plaster used in the treatment of syphilis

bamber oil (*bam'-ber*) A culicide made of citronella oil 1½ kerosine oil 1, cocoanut oil 2, and 1 % of phenol, used as a preventive against malaria when mosquito nets are not procurable

Bamberger's bulbar pulse (*bahm'-ber-ger*) [Heinrich von *Bamberger*, Austrian physician, 1822–1888] Pulsation of the jugular vein,—the bulbus venæ jugularis —synchronous with the systole, in tricuspid insufficiency **B 's disease,** saltatory spasm **B.'s fluid,** an albuminous mercuric compound used in the treatment of syphilis It is made as follows To 100 Cc of a filtered solution of white of egg (containing 40 Cc of albumin and 60 Cc of water) there are added 60 Cc of a solution of mercuric chloride (containing 5%, or 3 Gm , of mercuric chloride and 60 Cc of a solution of sodium chloride (containing 20%), finally, 80 Cc of distilled water is added, which brings the bulk of the solution up to 300 containing 0 010 mercuric chloride in every cubic centimeter **B 's hematogenic albuminuria,** albuminuria occurring during the later stages of severe anemia **B 's sign,** allocheiria, perception of a stimulus applied to the skin of one extremity at the corresponding place on the other extremity. **B 's type of hypertrophic pulmonary osteopathy,** a form in which painful thickenings of the long bones, especially of the forearm and leg, are a prominent symptom

Bamberger-Marie disease (*bahm'-ber-ger-mar-ee'*) [Heinrich von *Bamberger*, Austrian physician, 1822–1888, Pierre *Marie*, French physician, 1853–] Hypertrophic pulmonary osteo-arthropathy

bamboo (*bam-boo'*) [E Ind , *bambu*] A popular name for many tree-like, woody-stemmed grasses, especially those of the genus *Bambusa*. *Bambusa arundinacea* is employed as an altera-

tive, anthelmintic, and depurative. **b.-brier,** the root of *Smilax sarsaparilla*, habitat, southern United States. Its properties are identical with those of sarsaparilla. Dose of the *fluidextract* ½–2 dr. (2–8 Cc).

banana (*ban-an'-ah*) [Sp.]. The fruit of the common banana, *Musa sapientsum*, said to be a valuable alterative, and useful in strumous affections. Dose of the *fluidextract* 10–30 min. (0.6-2.0 Cc.).

bananina (*ban-an-in'-ah*). Banana flour, plantain flour; the fruit of *Musa sapientsum*, dried and pulverized.

banausea (*ban-aw'-shur*) [βαναυσία, handicraft]. Mechanical work as opposed to mental achievement; Hippocrates' term for the practice of medicine regarded from a commercial standpoint rather than as an art; quackery.

band [ME., *bande*]. That which binds. A stripe. A ligament. **b.s., amniotic,** bands formed by drawn-out adhesions between the fetus and the amnion where the cavity has become distended through the accumulation of fluid. Syn., *Simonart's bands*. **b., anogenital,** the rudiment of the perineum, a transverse band of integument completing the division of the cloaca in the embryo. **b. auriculoventricular,** the bundle of His **b., axis,** the primitive streak. **b., belly-,** a flannel band wound around the abdomen. **b. of the colon, inner,** a band-like thickening of the muscular coat running along the inner surface of the ascending and descending colon and the inferior aspect of the transverse colon. **b.s., fetoamniotic,** amniotic bands producing deformities or intrauterine amputation. **b., furrowed,** a small band of cinerea uniting the uvula cerebelli with the cerebellar tonsils. **b., head-,** a strap for securing a mirror to the forehead. **b., horny (of Tarinus),** the fore part of the tænia semicircularis. **b., mesoblastic,** a band of mesoblastic cells which extends the entire length of the embryo. **b., moderator,** a fibromuscular fillet that frequently extends across the right ventricle of the heart. Syn., *Moderator band*. **b. of Remak.** See *fiber, axial;* also *Purkinje, axis-cylinder of*. **b.s., supraorbital,** the embryonal thickenings above the eyes and to the outer side of them.

bandage (*ban'-dāj*) [Fr., *bande*, a strip]. Bandages are usually strips of muslin or other material, of varying widths and lengths, used in surgery for the purpose of protecting, compressing, etc., a part, or for the retention of dressings and applications. A *simple bandage* or *roller* consists of one piece; a *compound*, of two or more pieces. *Starch, plaster-of-paris, silica, dextrin, tripolith*, etc., are used for making stiff and *immovable dressings or bandages*. According to their direction, bandages are classed as: 1. *Circular*, circular turns about the part. 2. *Figure-of-8*, the turns crossing one another like the figure 8. 3. *Oblique*, covering the part by oblique turns. 4. *Recurrent*, the turns returning successively to the point of origin. 5. *Spica*, the turns resembling the arrangement of the husks of an ear of corn. 6. *Spiral*, each turn covering one-half of the preceding. 7. *Spiral reverse*, the bandage is reversed in order better to adapt it to the part. Bandages are also classed according to the part to which they are applied. (*See illustrations on pp.* 181, 182.) **b., abdominal.** See *binder*. **b., recurrent,** a bandage used after amputation, to support the flaps of the stump. **b.s., T-,** bandages shaped like the letter T.

bandager (*ban'-da-jer*). One skilled in the application of bandages. See *dresser*.

bandagist (*ban'-da-jist*). A maker of trusses, bandages, and other surgical appliances to be worn upon the person.

bandelette (*ban-dl-let'*). A small bundle.

Bandelour's bed (*band-loo*). An air-bed furnished with a vessel for urine and surmounted with a gauze-covered cradle.

Bandl's ring [Ludwig *Bandl*, German obstetrician, 1842–1892]. The line of depression sometimes felt on digital pressure just above the pubes during labor-pains; it corresponds to the site of the internal os uteri.

bandolin (*ban'-do-lin*) [origin uncertain]. A mucilage made usually of quince-seeds, or of gum-tragacanth, used mainly as a paste for confining the hair and making it lustrous; it is called also *fixature*. See *cydonium*.

bandy leg (*ban'-de leg*). Bow-leg, genu valgum.

baneberry (*bān'-ber-e*). See *Actæa*.

bang, bhang, bangue (*bang*). See *cannabis indica*.

Bang's bacillus [Bernhard L. F. *Bang*, Danish physician, 1848–]. The *Bacillus abortus*.

Bang's method [Iyar *Bang*, Swedish chemist, 1869–1918]. Estimating the amount of constituents of normal or abnormal blood by examination of only one or a few drops of blood.

banian (*ban'-yan*) [Ar., *banyān*, a trader]. A South Asiatic fig-tree, *Ficus bengalensis*, remarkable for the development of roots and secondary trunks from its branches. The bark and seeds are tonic, diuretic, and antipyretic

Bannister's disease (*ban'-is-ter*) [H. M. *Bannister*, American Physician]. Angioneurotic edema; better known as Quincke's disease.

bant [see *Banting treatment*]. To try the Banting treatment.

Banti's disease (*ban'-te*) [Guido *Banti*, Italian physician, 1852–1925]. Enlargement of the spleen with progressive anemia, followed by hepatic cirrhosis.

Banting treatment (*ban'-ting*) [William *Banting*. English undertaker, 1797–1878]. A treatment of obesity; the withdrawal of carbohydrates, and the use of a diet of nitrogenous food

Banting's diabetic method (*ban'-ting*) [Frederick Grant *Banting*, Canadian physician, 1892–]. Method of treating diabetes by the administration of insulin, *q v*.

Bantingism (*ban'-ting-izm*). *Banting treatment*.

banyan (*ban'-yan*). See *banian*.

B. A. O. Abbreviation for *Bachelor of the Art of Obstetrics*.

baobab tree (*ba'-o-bab*). See *Adansonia digitata*.

baptin (*bap'-tin*) [*baptisia*]. A purgative glucoside obtainable from *Baptisia tinctoria*.

baptisia (*bap-tiz'-e-ah*) [βάπτισις, a dipping]. Wild indigo. The root-bark of *B. tinctoria*, the properties of which are due to an impure glucoside, the socalled *baptisin*. It is laxative and stimulant in moderate doses, emetic and cathartic in large doses, and is used in amenorrhea, typhus and typhoid fevers, and as a local application to indolent ulcers and gangrenous sores. Dose of the *resin* 1–5 gr. (0 065–0.32 Gm.). **b., extract of.** Dose 1–10 gr. (0.065–0.65 Gm.). **b., fluidextract of.** Dose 2–20 min. (0.13–1.3 Cc.). **b., tincture of.** Dose 5–30 min. (0.32–2.0 Cc.).

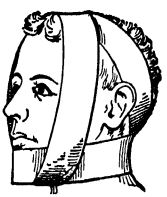

BARTON'S BANDAGE.

RECURRENT OF HEAD.

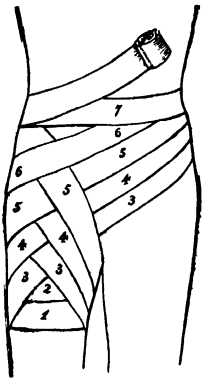

SPICA OF GROIN



GIBSON'S BANDAGE.

BORSCH'S EYE BANDAGE.

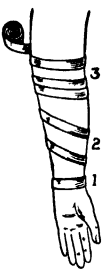

1. CIRCULAR TURNS.
2. OBLIQUE TURNS.
3. SPIRAL TURNS.

SPIRAL REVERSED OF THE FOREARM.

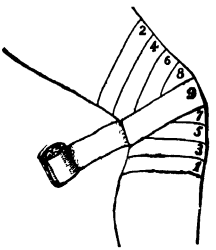

FIGURE OF 8 OF KNEE.

SPIRAL REVERSED BANDAGE.

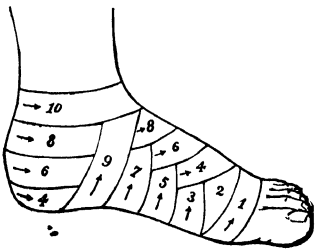

SPICA OF FOOT.

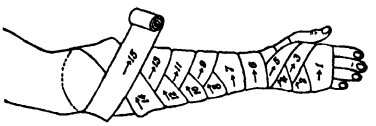

FIGURE OF 8 OF UPPER EXTREMITY.

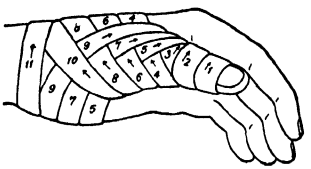

SPICA OF THE THUMB

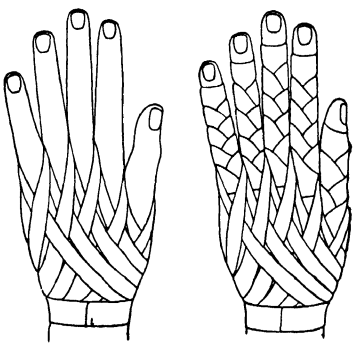

DEMI-GAUNTLET GAUNTLET.

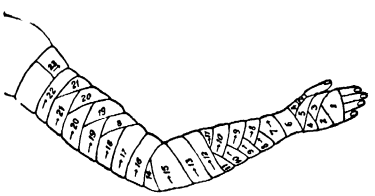

SPIRAL REVERSED OF UPPER EXTREMITY.

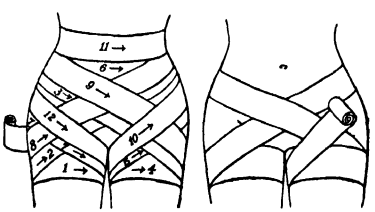

DOUBLE SPICA OF THE GROIN.

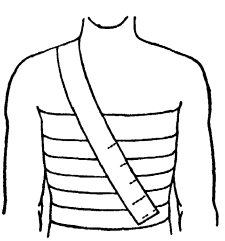

SPIRAL OF THE CHEST.

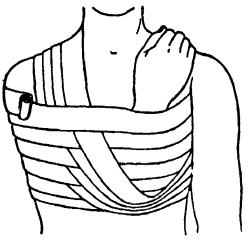

VELPEAU'S BANDAGE.

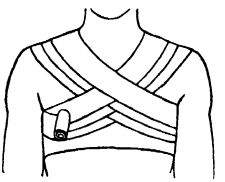

ANTERIOR FIGURE 8 OF CHEST AND SHOULDERS.

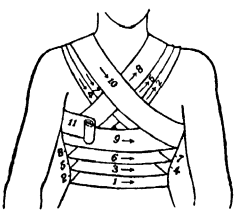

SUSPENSORY OF BOTH BREASTS.

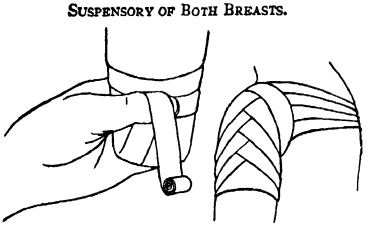

RECURRENT BANDAGE. SPICA OF SHOULDER.

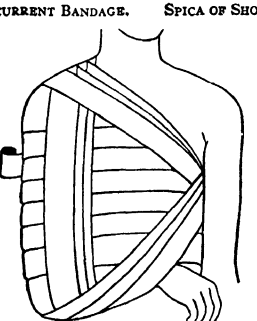

DESAULT S BANDAGE.

baptisin (*bap'-tiz-in*) [*baptisia*]. 1. A precipitate from the tincture of *Baptisia tinctoria;* antiseptic, purgative, ecbolic, resolvent. Dose 1–3 gr. (0.065–0.2 Gm.). 2. A bitter glucoside obtainable from the plant *Baptisia tinctoria;* it has little medicinal activity.

baptitoxine (*bap-tit-oks'-in*) [*baptisia;* τοξικόν, a poison]. A poisonous alkaloid obtained from *Baptisia tinctoria.* It hastens respiration and exaggerates vasomotor activity.

baptorrhea (*bap-tor-e'-ah*) [βάπτος, infected; ῥέειν, to flow]. Any infectious discharge from a mucous surface, as gonorrhea.

baptothecorrhea (*bap-to-the-kor-e'-ah*) [βάπτος, infected; θήκη, vagina; ῥέειν, to flow]. Gonorrhea in women.

bapturethrorrhea (*bap-tū-reth-ro-re'-ah*) [βάπτος, infected; *urethra;* ῥέειν, to flow]. Urethral gonorrhea; gonorrhea of men.

bar [OF., *barre*]. 1. A band or stripe. 2. The part of the upper jaw of a horse destitute of teeth. 3. An arch. 4. A prominence of the symphysis pubis projecting into the pelvic cavity. 5. A unit of atmospheric pressure representing one megadyne per square centimeter. **b.s., hyoid,** the pair of cartilaginous plates forming the second visceral arch **b., interureteric,** same as *b. of bladder.* **b. of bladder,** the transverse curved ridge joining the openings of the ureters on the inner surface of the bladder; it forms the posterior boundary of the trigone. Syn., *bar of the bladder; interureteric bar; plica ureterica.*

Bar's incision [Paul *Bar,* French obstetrician] In cesarean section, the abdominal incision is in the median line above the umbilicus; in the uterus the incision extends from the fundus to Bandl's ring.

Bárány's sign, B.'s nystagmus (*bah'-rah-ne*) [Robert *Bárány,* Austrian otologist, 1876–]. If the labyrinth of the ear is diseased injection of water into the external auditory canal causes no nystagmus; if the labyrinth is not diseased, similar injection of water causes nystagmus, such nystagmus being towards the same side if the temperature of the water is above that of the body, and towards the opposite side if the temperature of the water is below that of the body. See *Past pointing*

barba (*bar'-bah*) [L.]. 1. The beard. 2. A hair of the beard.

Barbados aloes (*bar-ba'-dōz al'-ōz*) [*Barbados,* an island in the West Indies]. See *aloes.* **B. distemper.** Synonym of *yellow fever.* **B. leg.** See *elephantiasis arabum.* **B. nut.** See *purging nut*

barbaloin (*bar-bal'-o-in*) [*Barbados;* ἀλόη, aloe], $C_{17}H_{20}O_7$. The aloin derived from Barbados aloes.

barbel (*bar'-bel*) [*barba,* a beard]. The fish *Cyprinus barbus;* the roe is used as a purgative in some countries, and causes vomiting and purging if eaten to excess. **b. cholera,** an epidemic of fish-poisoning from eating diseased barbels. The symptoms are identical with those of cholera nostras, and are due to a ptomaine. Syn., *gastric ichthyotoxism.*

barberry (*bar'-ber-e*). See *berberis.* **b. gum,** a commercial name of certain varieties of gum-arabic.

barber's itch. Sycosis parasitaria.

Barberio's test for semen (*bar-ba'-re-o*). A drop of spermatic fluid or an aqueous extract of a spermatic stain when treated with a saturated aqueous solution of picric acid, shows a precipitate of yellow refractile cystals which increase in size.

barbiers (*bar'-bērz*) [E. Ind.]. A paralytic affection common in India, and probably a myelitis. It is often confounded with beriberi.

barbital (*bar'-bit-al*). Preferred name for veronal.

barbitone (*bar'-bit-ōn*) Barbital, veronal.

barcoo (*bar'-koo*) [Australian]. A peculiar disease, marked by nausea and vomiting, common in Australia. Cause unknown. Also called "Fly-sickness."

Bard's sign [Louis *Bard,* Swiss physician, 1857–1930]. To differentiate between organic and congenital nystagmus. In the former the oscillations of the eyeball increase when the patient follows the physician's finger, moved before his eye alternately from right to left and from left to right. In the latter the oscillations disappear under these conditions.

bardana (*bar-da'-nah*) [L.]. The burdock. See *lappa.*

Bardel's serum (*bar'-del*). An inorganic serum containing sodium chloride 1, sodium sulphate 2, sodium phosphate 3, and phenol 0.5 in 100 parts of water.

Bardinet's ligament (*bar-de-na*) [Barthélemy Alphonse *Bardinet,* French physician, 1809–1874]. The posterior fasciculus of the internal lateral ligament of the elbow-joint; attached above to the postero-inferior portion of the internal condyle, and below to the inner side of the olecranon process

Bareggi's reaction or sign (*bar-ej'-e*). Twenty or 30 drops of blood collected in a small test-tube and allowed to stand for 24 hours will show a nonretracted clot and a small amount of serum if the blood has been taken from a typhoid-fever patient. In tuberculosis, on the other hand, the clot will retract and an abundance of serum will be formed.

baregin (*bar-a'-zhin*). See *glasrin.*

baresthesia (*bar-es-the'-ze-ah*) [βάρος, weight; αἴσθησις, perception]. Perception of weight or pressure.

baresthesiometer (*bar-es-the-ze-om'-et-er*) [βάρος, weight; αἴσθησις, perception; μέτρον, a measure]. An instrument for estimating the sense of weight or pressure.

baresthesiometric (*bar-es-the-ze-o-met'-rik*). Relating to the baresthesiometer.

Barety's method (*bar-a-te'*) [Jean Paul *Barety,* French surgeon, 1887–1912]. An extension method used for the treatment of fracture of the femur and of hip disease.

Barfoed's reagent for dextrose (*bar'-fēd*) [Christen Thomsen *Barfoed,* Swedish physician, 1815–1889]. One part copper acetate dissolved in 15 parts of water; 5 Cc. of acetic acid containing 38% of glacial acetic acid, added to 200 Cc. of this solution. Heat this reagent with a dextrose solution, and a reduction of copper suboxide is produced, but not when heated with lactose or maltose.

baric (*ba'-rik*) [*barium*]. Pertaining to or containing barium.

barilla (*bar-il'-ah*) [Fr., *barille,* impure soda]. Impure sodium carbonate; being ashes obtained by burning various chenopodiaceous plants

barium (*ba'-re-um*) [βάρος, weight]. Ba = 137.-37; quantivalence II. A metal of the group of alkaline earths, of pale yellow color, characterized by a strong affinity for oxygen. The salts are poisonous. **b. arsenate,** $Ba_3(AsO_4)_2$, a white powder, almost insoluble in water. It

is used in tuberculosis and in skin diseases. Dose $\frac{1}{8}$–$\frac{1}{2}$ gr. (0.004–0.016 Gm.). **b. benzoate,** $Ba(C_7H_5O_2)_2 + 2H_2O$, small, colorless plates; it is used instead of digitalis as a heart-stimulant. **b. carbonate,** $BaCO_3$, used in the preparation of the chloride. **b. chloride,** $BaCl_2.2H_2O$, soluble, used as a test for sulphates, which it precipitates as barium sulphate, and also as a cardiac and vasomotor stimulant. Dose $\frac{1}{2}$–5 gr. (0.032–0.32 Gm.). **b. chromate,** $BaCrO_4$, yellow crystals, insoluble in water; it is used as a pigment. Syn., *yellow ultramarine.* **b. hydrate, b. hydroxide,** $Ba(OH)_2$, caustic baryta; a crystalline substance, soluble in water, and used as a test for sulphates, which it precipitates as barium sulphate **b. iodide,** formerly used as an alterative. Dose $\frac{1}{2}$ gr. (0.008 Gm.). It is employed in ointments. **b. manganate,** $BaMnO_3$, emerald-green powder of microscopic prisms or six-sided plates; it has been used as a pigment. **b. meconate,** a compound of barium and meconic acid; it is used as an anthelmintic. **b. oxide,** BaO, baryta. **b. sulphate,** $BaSO_4$. **b. sulphide,** BaS, a white, phosphorescent powder, soluble in water; it is used as an alterant. Dose $\frac{1}{2}$–1 gr. (0.032–0.065 Gm.) in keratin-coated pills. **b. sulphocarbolate,** $Ba(C_6H_5SO_4)_2$, colorless crystals, soluble in water; it is antiseptic

bark [ME., *barke*]. 1. The cortex or covering surrounding the wood of exogenous trees. 2. Synonym of *Cinchona* or *Calisaya bark.* **b., Jesuits',** cinchona. **b., Peruvian.** See *cinchona.* (For other barks, see the names of the plants or trees that produce them)

Barker's operation (*bar'-ker*) [Arthur Edward James *Barker*, English surgeon, 1850–]. 1. *For excision of the astragalus;* the incision runs from just above the tip of the external malleolus forward and a little inward, curving toward the dorsum of the foot. 2. *For excision of the hip;* by an anterior incision, commencing on the front of the thigh, one-half inch below the anterior superior iliac spine, and running downward and inward for three inches.

Barker's post-partum pill (*bar'-ker*) [Fordyce *Barker*, American obstetrician, 1817–1891]. A laxative pill recommended for use during the puerperium. It contains compound extract of colocynth. 1$\frac{2}{3}$ gr., purified aloes $\frac{2}{3}$ gr., extract nux vomica $\frac{1}{12}$ gr, resin of podophyllum $\frac{1}{12}$ gr., ipecac $\frac{1}{12}$ gr., extract of hyoscyamus 1$\frac{1}{2}$ gr.

Barker's solution (*bar'-ker*). A solution of stovaine and glucose, 5% of each; 1 Cc. of this is used for intraspinal anesthesia.

Barkow's ligament (*bar'-ko*) [Hans Carl Leopold *Barkow*, German anatomist, 1798–1873] Ligamentous bundles lying in the fatty tissue of the olecranon fossa; they pass from the upper border of the fossa vertically downward to join the deeper fibers of the posterior ligament of the elbow-joint.

barley (*bar'-le*) [ME., *barly*]. A cereal belonging to the order *Gramineæ;* the most common variety, *Hordeum distichon,* is used as a food, and also in the preparation of malt. **b., decoction of.** See *b.-water.* **b., pearl-,** the decorticated grain, rounded and polished. **b.-water** (*decoctum hordei,* B. P.), a decoction consisting of 2 ounces of pearl-barley boiled in 1$\frac{1}{2}$ pints of water and afterward strained. It is used as a demulcent and food in the diarrheas of children. Dose 1–4 oz. (30–120 Cc.).

Barlow's disease (*bar'-lo*) [Sir Thomas *Barlow*, English physician, 1845–]. Infantile scurvy, generally associated with rickets, and characterized by subperiosteal hemorrhages, especially of the long bones, with painful swellings.

barm (*barm*). Yeast.

Barnes' cervical zone (*barns*) [Robert *Barnes*, English obstetrician, 1817–1907]. The lowest fourth of the internal surface of the uterus. **B.'s curve,** in obstetrics, the segment of a circle, having for its center the sacral promontory, its concavity looking backward. **B.'s dilators,** or **bags,** graduated rubber bags used for dilating the cervix uteri in the induction of abortion or premature labor.

baro- (*bar'-o-*) [*βάρος*, weight]. A prefix implying heaviness.

baroelectroesthesiometer (*bar-o-e-lek-tro-es-the-ze-om'-et-er*) [*baro-; electric; αἰσθησις*, perception; *μέτρον*, a measure] An apparatus to determine the amount of pressure when electric sensibility to pain is felt.

barognosis (*bar-og'-no-sis*) [*baro-; γνῶσις*, knowledge]. Recognition and estimation of the sense of weight.

barograph (*bar'-o-graf*) [*baro-; γράφειν*, to record]. A self-registering barometer.

barology (*bar-ol'-o-je*) [*baro-; λόγος*, science] The branch of physics dealing with gravitation.

baromacrometer (*bar-o-mak-rom'-et-er*) [*baro-; μακρός*, long; *μέτρον*, measure]. An apparatus for ascertaining the weight and length of newborn infants.

barometer (*bar-om'-et-er*) [*baro-; μέτρον*, a measure] An instrument for determining the weight and tension of the atmosphere. It consists essentially of a glass tube, about 36 inches long, closed at one end, filled with mercury, and inverted in a basin of mercury. The mercury will sink in the tube until it rests at a height of about 30 inches (760 mm.) at the sea-level, the height varying as the atmospheric pressure increases or diminishes. **b., air,** a barometer with air or gas imprisoned above the column of liquid; the variations of atmospheric pressure are indicated by the changes in the volume of this air. **b., aneroid,** a metallic box from which the air has been exhausted, the tension being indicated by the collapsing or bulging of the thin, corrugated cover, which is connected with a movable index. **b., boiling-point,** an instrument for determining the atmospheric pressure through observation of the boiling-point of water. Syn., *barothermometer; hypsometer; thermobarometer.* **b.-maker's disease,** a form of chronic mercurial poisoning among the workmen who make barometers. It is due to the inhalation of the fumes of mercury.

barometric (*bar-o-met'-rik*). Relating to atmospheric pressure, to a barometer, or to barometry. **b. light,** the glow produced by the mercury in a barometer tube when shaken.

barometrograph (*bar-o-met'-ro-graf*). See *barograph.*

barometry (*bar-om'-et-re*). The science of atmospheric pressure and the use of the barometer.

baroscope (*bar'-o-skōp*) [*baro-; σκοπεῖν*, to observe]. An instrument used for determining the loss of weight of a body in air, compared with its weight in a vacuum. A form of baroscope has been invented by Esbach for the quantitative determination of urea.

Barosma (*bar-os'-mah*) [*baro-; ὀσμή*, smell]. A genus of plants of the order *Rutaceæ,* native to the Cape of Good Hope and vicinity, several species of which yield the buchu of commerce.

barosmin (*bar-os'-min*) [*barosma*]. A precipitate from the tincture of *Barosma crenulata*. Dose 2–3 gr. (0.13–0.2 Gm.).

barotaxis (*bar-o-taks'-is*) [*baro-*; τάξις, orderly arrangement]. Reaction of living matter to changes in pressure.

barotropism (*bar-ot-ro-pizm*) [*baro-*; τροπή, turning] See *barotaxis*.

Barral's test for albumin and bile-pigments. Cover the urine in a test-tube with a layer of 20% solution of aseptol (orthophenolsulphonic acid), and in the presence of albumin a white ring will form at the zone of contact of the two fluids; ½ of a grain of albumin in 1 liter of urine may be thus detected. Mucin causes a similar appearance, but it disappears on boiling. A green ring will indicate the presence of bile-pigments. This is much more sensitive than the color test with fuming nitric acid.

barrenness (*bar'-en-nes*). Sterility in the female.

Barrier's vacuoles (*bar-re-a'*) [François Marguerite *Barrier*, French physician, 1813–1870]. Peribronchitic abscesses.

Barringtonia (*bar-ing-to'-ne-ah*) [D. *Barrington*, an English naturalist]. A genus of plants of the order *Myrtaceæ*. *B. acutangula* is a tree growing in Australia and India. The juice from the leaves mixed with oil is used in skin diseases; the root is bitter, cooling, and aperient, and is said to be similar to cinchona; the seeds, prepared with sago and butter, are used in diarrhea. *B. butonica* is a tree of Australia and India. The outer portion of the fruit is used to stupefy fish. *B. racemosa* has properties similar to *B. acutangula*.

Barry, retinacula of (*bar'-e*) [Martin *Barry*, English scientist, 1802–1855] Tense filaments running from the thickened portion of the cellular membrane lining the Graafian follicle to other parts of the membrane.

barsati (*bar-sat-e'*). A disease affecting horses, considered analogous to cancer. Syn., *atrophic carcinoma*.

Bartholin, duct of (*bar'-tho-lin*) [Caspar *Bartholin*, Danish anatomist, 1655–1738]. The larger and longer of the sublingual ducts, opening into the mouth near to, or in common with, Wharton's duct. **B., foramen of,** the obturator foramen. **B., glands of,** the vulvovaginal glands, a pair of glands situated at the entrance of the vagina, one on each side, and corresponding to Cowper's glands in the male.

Bartholinian abscess. An abscess of Bartholin's glands.

bartholinitis (*bar-to-lin-i'-tis*). Inflammation of Bartholin's glands.

Barton's bandage [John Rhea *Barton*, American surgeon, 1794–1871]. A bandage for the lower jaw. **B.'s fracture,** the separation of the posterior portion of the lower articular surface of the radius.

Baruch's hydrotherapeutic law (*bar'-ook*) [Simon *Baruch*, American physician, 1840–1921]. The effect of a hydrotherapeutic procedure is in proportion to the difference of temperature between that of the skin (93° F.) and that of the water. **B.'s sign,** the resistance of the rectal temperature to a bath of 75° for 15 minutes, with friction; it is pathognomonic of typhoid fever.

baruria (*bah-roo'-re-ah*) [βαρύς, heavy; οὖρον, urine]. The passage of urine having a high specific gravity; also the condition of the body associated therewith.

Barwell's operation (*bar'-wel*). [Richard *Barwell*, English surgeon, 1826–1916]. Osteotomy for genu valgum: division of the lower and upper end of the tibia above and below their respective epiphyses.

bary- (*bar-e-*) [βαρύς, heavy]. A prefix meaning heavy, dull, or hard.

baryecoia (*bar-e-ek-oi'-ah*) [βαρυηκολα, hardness of hearing]. Hardness of hearing; partial deafness.

baryencephalia (*bar-e-en-sef-a'-le-ah*) [*bary-*; ἐγκέφαλος, brain]. Dulness of intellect.

baryencephalus (*bar-e-en-sef'-al-us*) [see *baryencephalia*]. A person with dull intellect.

baryglossia (*bar-e-glos'-e-ah*) [*bary-*; γλῶσσα, tongue]. Thick, slow utterance.

baryglossus (*bar-e-glos'-us*) [*bary-*; γλῶσσα, the tongue]. An individual suffering from baryglossia.

baryglottic, baryglotticus (*bar-e-glot'-ik, -us*). 1. Relating to baryglossia. 2. A person affected with baryglossia.

barylalia (*bar-e-la'-le-ah*) [*bary-*; λαλιά, speech]. Thickness of speech.

barymastia (*bar-e-mas'-te-ah*) [*bary-*; μαρτός, breast]. Same as *barymazia*.

barymazia (*bar-e-ma'-ze-ah*) [*bary-*; μαζός, breast]. Heaviness or large size of the mammæ.

baryodmia (*bar-e-od'-me-ah*) [*bary-*; ὀδμή, odor]. A heavy, disagreeable odor; also a subjective sensation as of a disagreeable smell.

baryodynia (*bar-e-o-din'-e-ah*) [*bary-*; ὀδύνη, pain]. Severe pain.

baryphonia (*bar-e-fo'-ne-ah*) [*bary-*; φωνή, a voice] A heaviness or difficulty of speech.

barysomatia (*bar-e-so-ma'-she-ah*) [*bary-*; σῶμα, body] Excess in the weight of the body.

baryta, barytes (*bar-i'-tah, bar-i'-tes*) [*barium*]. Barium oxide. **b., caustic.** See *barium hydrate*. **b., synthetic.** See *barium sulphate*.

barythymia (*bar-e-thi'-me-ah*) [*bary-*; θύμος, mind]. A melancholy, gloomy, or sullen state of mind.

baryticoargentic (*bar-it-ik-o-ar-jen'-tik*) [*baryta; argentum*] Containing baryta and silver.

baryticosodic (*bar-it-ik-o-so'-dik*) [*baryta; sodium*]. Containing baryta and sodium.

barytin (*bar'-it-in*). Native barium sulphate.

basad (*ba'-sad*) [βάσις, a foundation]. Toward the basal aspect.

basal (*ba'-sal*) [βάσις, a foundation]. Pertaining to or located at the base. **b. ganglia,** the optic thalamus and corpus striatum of the brain. **b. metabolism,** see under *metabolism*.

basalia (*ba-sa'-le-ah*) [*basis*]. Huxley's term for the metacarpal bones.

basculation (*bas-kū-la'-shun*) [Fr., *basculer*, to swing]. 1. The movement by which retroversion of the uterus is corrected when the fundus is pressed upward and the cervix drawn downward. 2. See *bascule movement*.

bascule movement (*bas'-kūl*) [Fr., *bascule*, a swing]. The recoil of the heart in its systolic motion.

base (*bās*) [*basis*]. The lowest part of a body or the foundation upon which anything rests. In chemistry, an element or radical that combines with an acid to form a salt. The electropositive molecule or radical of a compound. In pharmacy, the most important part of a prescription. In dentistry, the support for the teeth in an artificial denture. **b., acid-forming, b., acidifiable,** one which forms an acid by uniting with water. **b., aldehyde.** See *aldin*. **b., alloxur,** xanthine bases. **b., animal,** a ptomaine. **b., purine,** xanthine bases.

base-ball pitcher's arm, a peculiar condition of the arm arising from over-use, characterized by loss of strength, tenderness, neuralgic pains, and inflammation and hypertrophy of the bone.

Basedow's disease (*bas'-e-do*) [Karl Adolphus von *Basedow*, German physician, 1799–1854]. Exophthalmic goiter or Graves' disease. See *goiter, exophthalmic.* **B.'s syndrome,** tachycardia, flashes of heat, and sweating crises.

Basella (*bas-el'-ah*) [Malabar name]. A genus of plants of the order *Chenopodiaceæ. B. rubra,* Malabar nightshade, is an esculent herb cultivated throughout India, where the juice of the leaves is given in infantile catarrh and an infusion of the leaves is used as tea.

basement (*bās'-ment*) [Fr., *bassement*]. The fundamental portion. **b.-membrane.** See *membrane, basement-.*

bas-fond (*bah-fon(g)*) [Fr.]. The floor or lowest portion of the urinary bladder.

Basham's mixture (*bash'-am*) [William Richard *Basham*, English physician, 1804–1877]. A mixture of iron and ammonium acetate; liquor ferri et ammonii acetatis.

basi- (*ba-si-*) [*basis*]. A prefix meaning basis or base.

basial (*ba'-se-al*) [*basis*]. Relating to a base or to the basion.

basialveolar (*ba-se-al-ve'-o-lar*) [*basi-; alveolus*]. Relating to the basion and the alveolar point.

basiarachnitis (*ba-se-ar-ak-ni'-tis*) [*basi-; ἀράχνης*, a spider; *ῑτις*, inflammation]. Inflammation of that part of the arachnoid that corresponds to the base of the skull.

basiator (*ba-se-a'-tor*) [*basiare*, to kiss]. The orbicularis oris muscle. See *muscles, table of.*

basic (*ba'-sik*). 1. Having properties of a base; *i. e.*, capable of neutralizing acids. 2. Basal or basilar. **b. salt,** a salt in which part of the hydroxyl of the base is retained.

basichromatin (*bas-e-kro'-mat-in*) [*basi-; χρῶμα*, color]. According to Heidenhain, that portion of the nuclear reticulum stained by basic aniline dyes.

basicity (*bas-is'-it-e*). 1. The quality of being basic. 2. The combining power of an acid.

basicranial (*ba-se-kra'-ne-al*) [*basi-; κρανίον*, the skull]. Relating to the base of the skull. **b. axis,** a line running from a point midway between the occipital condyles through the median plane to the junction of the ethmoid and presphenoid.

basidigital (*ba-se-dij'-it-al*) [*basi-; digitus*, a finger]. Pertaining to the bases of the digits. **b. bone,** any metacarpal, or metatarsal bone.

basidiogenetic (*bas-id-e-o-jen-et'-ik*) [*basidium*, a spore-producing cell; *γένεσις*, origin]. In biology, produced on a basidium.

basidiomycetes (*bas-id-e-o-mi-se'-tēz*) [*basidium; μύκης*, a fungus]. A division of fungi comprising genera which produce spores upon basidia.

basidiophore (*bas-id'-e-o-fōr*) [*basidium*, a spore-producing cell; *φερεῖν* to bear]. Furnished with basidia.

basidiospore (*bas-id'-e-o-spōr*) [*basidium*, a spore-producing cell; *σπορά*, seed]. One of the spores produced upon a basidium.

basidium (*bas-id'-e-um*) [dim. of *βάσις*, a base; pl., *basidia*]. In biology, a large cell in the higher fungi, borne on the hymenium and producing spores at its free end.

basifacial (*ba-se-fa'-shal*) [*basi-; facies*, face]. Pertaining to the lower portion of the face. **b. axis,** in craniometry, a line from the anterior point of the premaxilla to the anterior point of the basicranial axis.

basifier (*ba'-sif-i-er*) [*basi-; facere*, to make]. A substance capable of converting a body into a base.

basifugal (*bas-if'-u-gal*) [*basi-; fugere*, to flee]. In biology, derived from, or proceeding away from the base, acropetal; centrifugal.

basigenic (*ba-se-jen'-ik*) [*basi-; γεννᾶν*, to produce]. Producing bases

basihyal (*ba-se-hi'-al*) [*basi-; ὑοειδής*, shaped like the letter *υ*, upsilon]. Either one of the two bones, one on each side, that form the principal part of the body of the hyoid arch.

basihyoid (*ba-se-hi'-oid*). See *basihyal.*

basilad (*bas'-il-ad*) [*βάσις*, foundation]. Toward or to the base or basilar aspect.

basilar (*bas'-il-ar*) [*basis*]. Pertaining to the base. **b. artery.** See under *artery.* **b. membrane,** a membranous division-wall separating the scala vestibuli from the scala tympani, extending from the base to the apex of the cochlea and supporting the organ of Corti **b. process,** a strong quadrilateral plate of bone forming the anterior portion of the occipital bone, in front of the foramen magnum. **b. suture,** the suture formed by the junction of the basilar process of the occipital bone with the posterior surface of the body of the sphenoid.

basilateral (*bas-e-lat'-er-al*) [*basi-; latus*, side]. Both basilar and lateral.

basilemma (*bas-il-em'-ah*) [*basi-; λέμμα*, a husk]. A basement-membrane.

basilen (*bas'-il-en*) [*basis*, base]. Belonging to the basilar portion in itself.

basilic (*ba-sil'-ik*) [*βασιλικός*, royal]. Important; prominent; said of a structure or a drug. **b. vein,** a large vein of the arm on the inner side of the biceps.

basilicon ointment (*bas-il'-ik-on oint'-ment*). Rosin cerate. It consists of rosin, 35 Gm., yellow wax, 15 Gm.; lard, 50 Gm

basilobregmatic (*bas-il-o-breg-mat'-ik*) Pertaining to the base of the skull and the bregma.

basilomental (*bas-il-o-men'-tal*). Pertaining to the base of the skull and to the chin.

basilopharyngeal (*bas-il-o-far-in'-je-al*). Relating to the basilar process of the occipital bone and to the pharynx.

basilosubnasal (*bas-il-o-sub-na'-zal*). Relating to the basion and the nasion.

basilysis (*bas-il'-is-is*) [*basi-; λύσις*, a loosening] The breaking-up of the fetal skull in craniotomy.

basilyst (*bas'-il-ist*) [see *basilysis*]. An instrument for use in perforating the cranial vault and breaking up the base of the skull.

basin (*ba'-sin*) [ME]. 1. The third ventricle of the brain. 2. The pelvis. **b.-trap,** a trap or seat in the outlet of the basin of a water-closet, placed there to prevent the escape into the apartment of noxious and offensive vapors and gases.

basinasal (*bas-e-na'-sal*) [*basion; nasus*, the nose]. Relating to the basion and the nasion.

basioalveolar (*bas-e-o-al-ve'-o-lar*). Relating to the basion and to the alveolar point.

basioccipital (*bas-e-ok-sip'-it-al*) [*basi-; occiput*, the back of the head]. A bone, separate in many of the lower vertebrate animals, forming the central axis of the skull. In adult human life it is the basilar process of the occipital bone.

basioccipitosphenoidal (*bas-e-ok-sip-it-o-sfe-noid'-al*). 1. Relating to the basioccipital bone and the sphenoid.

basioglossus (*bas-e-o-glos'-us*) [*basi-*; γλῶσσα, the tongue]. That part of the hyoglossus muscle that is attached to the base of the hyoid bone.

basion (*ba'-se-on*) [*basis*]. A point located at the middle of the anterior margin of the foramen magnum.

basiotic (*bas-e-ot-ik*) [*basi-*; οὖς, ear]. Relating to the base of the ear.

basiotribe (*bas'-e-o-trib*) [*basion*; τρίβειν, to grind or crush]. An instrument used for perforating or crushing the fetal head.

basiotripsy (*bas-e-o-trip'-se*) [see *basiotribe*]. The operation of crushing the fetal head.

basipetal (*bas-ip'-et-al*) [*basis*, a base; *petere*, to seek]. In biology, applied to growth in plants from the apex toward the base.

basiphobia (*ba-se-fo'-be-ah*) [βάσις, a step; φόβος, fear]. An insane fear of walking.

basipresphenoid (*bas-e-pre-sfe'-noid*). 1. Relating to the basisphenoid and presphenoid bones. 2. The basipresphenoid bone.

basirrhinal (*bas-e-ri'-nal*) [*basi-*; ῥίς, nose]. Relating to the base of the brain and to the nose. Applied to a cerebral fissure located at the base of the olfactory lobe.

basis (*ba'-sis*) [βάσις, foundation]. Base. **b. cranii**, the base of the skull **b. pedunculi**, the base of the peduncle, the crusta or pes.

basisphenoid (*bas-e-sfe'-noid*) [*basi-*, σφήν, wedge; εἶδος, form]. The lower part of the sphenoid bone

basisylvian (*bas-e-sil'-ve-an*) [*basi-*; *Sylvian*]. Applied to the transverse basilar portion or stem of the Sylvian fissure.

basitemporal (*bas-e-tem'-po-ral*) [*basi-*; *tempora*, the temples]. Relating to the base or lower part of the temporal bone

basivertebral (*bas-e-ver'-te-bral*) [*basi-*; *vertebra*, a joint]. Relating to the basis or centrum of a vertebra.

basket cell. A cell surrounded by a network of fibrils derived from the axis cylinder process of another cell.

Basle anatomical nomenclature. A list of anatomical terms (in Latin) adopted by the German Anatomical Society in Basle, in 1895. Generally abbreviated to B.N.A.

basophil, basophile (*bas'-o-fil*) [*basis*; φιλεῖν, to love]. Cells and tissue elements showing an affinity for basic rather than for acid dyes.

basophilia (*bas-o-fil'-e-ah*) [*basophile*]. Increase in the number of basophiles in the circulating blood

basophilic (*bas-o-fil'-ik*) [*basophile*]. 1. Combining readily with bases; stainable by means of basic dyes. 2. Any histological structure which stains with basic dyes.

basophilous (*bas-of'-il-us*) [*basophile*]. Stained by basic rather than by acid dyes.

basophobia (*bas-o-fo'-be-ah*) [*basis*; φόβος, fear]. Complete inability to walk or stand erect, due to emotional causes. The muscles concerned are not appreciably impaired.

basophobiac (*bas-o-fo'-be-ak*). 1. A person affected with basophobia. 2. Relating to or affected with basophobia.

bass-deafness (*bās'-def-nes*). Deafness to certain bass-notes, the higher notes being heard.

Bassini's operation (*bah-se'-ne*) [Edoardo *Bassini*, Italian surgeon, 1847–1924]. For the radical cure of inguinal hernia: the sac is exposed, twisted, and the neck ligated and removed; the spermatic cord is lifted, and the border of the rectus is stitched to the edge of the internal oblique, the transversalis muscle, and the transversalis fascia to Poupart's ligament under the cord. The cord is placed upon this layer and the border of the external oblique is stitched to Poupart's ligament over the cord.

bassora gum (*bas'-o-rah-gum*). An inferior gum, much used in adulterating tragacanth.

bassorin (*bas'-o-rin*) [*Bassora*, an Asiatic town], $C_6H_{10}O_5$, or $2C_6H_{10}O_5$. 1. A tasteless, odorless, vegetable mucilage, insoluble in cold water, but rendered soluble by alkalies; it is found in gum tragacanth (of Bassora) and in cherry and plum gums. 2. A term for all vegetable mucilages.

bast. The inner bark of exogenous plants. The fibrous parts of the bark are used in making cordage, and have a limited use in surgery.

bastard (*bas'-tard*) [OF., *fils de bas*, son of a bast or of a pack-saddle]. 1. An illegitimate child. 2 Illegitimate. 3. A hybrid species. 4. See *bastards*.

bastards (*bas'-tardz*) [*bastard*]. The name given to an impure sugar procured by concentrating molasses and allowing it to crystallize slowly in moulds.

Bastedo's sign (*bas-te'-do*) [Walter Arthur *Bastedo*, American physician, 1873–] If the colon is distended with air there will be pain and tenderness at McBurney's point in cases of chronic appendicitis.

Bastian's law, B.-Brun's law [Henry Charlton *Bastian*, English scientist, 1837–1915; Ludwig *Bruns*, German neurologist, 1858–]. When there exists a complete transverse lesion of the spinal cord above the lumbar enlargement, the tendon reflexes of the lower extremities are abolished.

basyl (*ba'-sil*) [βάσις, foundation]. 1. The electropositive constituent of a compound. 2. A body which unites with oxygen to form a base.

basylous (*bas'-il-us*). See *basigenic*.

Bateman's disease [Thomas *Bateman*, English physician, 1778–1831]. Molluscum contagiosum. **B.'s drops**, the tinctura pectoralis, a weak tincture of opium, camphor, and catechu; a popular remedy in coughs.

bath [AS., *bæth*]. 1. A bathing-place or room. 2. The medium in which the body is wholly or partly immersed As therapeutic agents, baths are classified according as water, vapor, air, etc., is used; according to the temperature, as hot, temperate, cold, etc.; according to the end desired, as nutritional, medicinal, stimulant, etc. Special forms of bath are the moor, peat, mud-, slime, pine-leaf, herb (hay, gentian, camomile, juniper, marjoram, etc.), brine, sand, tan, bran, malt, glue, soup, milk, whey, blood, wine, guano, starch, soap, acid, iron, sulphur, carbonic acid, compressed air, mustard, electric, etc. 3. A medium, such as sand, water, oil, or other substance, interposed between the fire and the vessel to be heated, in chemical manipulations. **b., acid,** add 1½ oz. of nitric acid and 1 to 3 oz. of hydrochloric acid to 30 gallons of warm water in a wooden or earthenware vessel, and immerse the patient in this for from 10 to 20 minutes. For a foot-bath, add ½ oz. of nitric acid and 1 oz. of hydrochloric acid to 4 gallons of warm water. This is said to be useful in cases of dyspepsia with sluggish liver and constipation. **b.s., acratothermal,** baths prepared from natural mineral waters of high temperature, but in which the gaseous and saline constituents are small in quantity and of feeble

therapeutic action. Syn, *indifferent thermal baths, simple thermal baths; unmixed thermal baths.* **b., air-,** a bath in which but little water is employed, the body being exposed freely to the air. It is employed in those cases in which there is a tendency to catch cold on slight exposure. **b., alcohol,** one in dilute alcohol, used to reduce temperature in fever. **b., alkaline,** add 3 oz. of potassium carbonate, or 6 of sodium carbonate, to 25 or 30 gallons of hot water. It is used in chronic squamous skin diseases, chronic rheumatism, and lithemia It should be taken in a wooden, earthenware, or enameled tub. **b., animal.** 1. One prepared from dung of cattle or the contents of the first stomach of a freshly slaughtered ox 2. The introduction of the whole body or the part affected with rheumatism into the body-cavity of an animal just slaughtered. **b., antimonial,** one containing 1–2 oz. of tartar emetic; it is used in skin diseases **b., antirheumatic,** one containing, in sufficient water for the purpose, 100 Gm. of oil of turpentine, 10 Gm. of oil of rosemary, 50 Gm. of sodium carbonate. **b., antisyphilitic,** a solution of 15 Gm. of mercury bichloride in 500 Gm. of water, to be added to the bath at the time of using. **b., astringent,** one prepared with tannin or other astringents, to control sweating or in the treatment of skin diseases. **b., astringent, Most's,** a bath for extensive burns, consisting of a solution of 200 Gm. of alum in 6 to 8 pailfuls of cold water and 1 pailful of curdled milk. **b., balsamic,** one containing tar, turpentine, or the buds and bark of terebinthaceous plants. **b., bog-,** a bath made by mixing bog-earth (produced by the decomposition of plants in the presence of water and found at iron and sulphur springs) with warm water to form a pulpy or mushy consistence. This is used as a mud-bath. **b., borax,** borax, 4 oz.; glycerol, 3 oz.; water, 30 gallons It is used in the same class of cases as the bran-bath. **b., bran-,** boil 1 pound of bran in 1 gallon of water, strain, and add 30 gallons of water. This is a soothing and emollient bath, and is of service in squamous and irritable conditions of the skin. **b. Brand,** see *Brand.* **b., buff-,** one in which the bather is nude **b.-chair** [*Bath*, town in England, where the inventor James Heath, lived]. A vehicle for the conveyance of invalids and others; it is mounted on three or four wheels, and may be pushed by hand or drawn by pony or donkey. **b., chemical,** in chemistry, an apparatus for regulating the temperature of chemical processes by surrounding the substance with water, sand, oil, or mercury, through which the heat is communicated. **b., cold,** a bath of cold water, the temperature of the latter varying from 32°–70° F. (0°–21° C.). It is used to reduce fever and as a general stimulant. **b., dipolar,** a hydroelectric bath in which the patient does not come in contact with either of the electrodes, but these are immersed in the water at each end of the tub. **b., effervescent,** a liquid bath containing a free gas, which is given off with effervescence. **b., Egyptian,** a modification of the Turkish bath, with rise of temperature to the maximum point, followed by lowering of temperature to the initial point. **b., electric.** 1. One in which the medium of the bath and the bather's person are included in the circuit of a galvanic current. 2. A bath in which an electric current is generated by the decomposition of the chemical constituents of the medium. **b., electrothermal,** a hot bath combined with exposure to the influence of electricity. **b., foot-,** a bath for the feet, used as a derivative agent in cases of cold, etc. **b., fucus-,** one containing seaweed, or a decoction of it, imparting sodium chloride and a small percentage of iodine. **b., full,** one in which the patient's body is entirely covered by water, so that his chin just clears it. **b., gas-,** one in which a gas is applied to the entire body or an affected part by means of a closed cabinet. **b., graduated,** one in which the temperature of the water is gradually lowered by the addition of cold or iced water. **b., herb-,** made by using the extract of pine-needles or of some aromatic herbs used as a tonic **b., hip-.** See *b., sitz-.* **b., hot,** one in which the temperature of the water ranges from 104° to 110° F. (40°–43.3° C.). It acts upon the skin, producing free perspiration, and accelerates the pulse and respiration. **b., hot-air,** a Turkish bath. A bath in hot air. It is useful as a diaphoretic, and in catarrhal, neuralgic, and rheumatic conditions, but is contraindicated in fatty degeneration of the heart **b., hydroelectric,** a water-bath charged with electricity. **b., hydrostatic,** a variety of permanent water-bath in which the patient is supported without total immersion **b., Indian,** massage in combination with a Turkish bath. **b., internal,** lavage of the stomach or rectum. **b., iodine-,** one to which is added a solution of 8 Gm. of iodine and 16 Gm. of potassium iodide in 600 Gm of water. **b., kinetotherapeutic,** a water-bath in which specified movements are carried out. **b., light-.** 1. See *b., sun-.* 2. Exposure of affected parts to rays of light by means of various apparatus; also of the whole body for inducing perspiration. **b., lime-,** a bath to which slaked lime is added at the time of using; it is used in gout and in treatment of itch. **b., medicated,** a bath in which medicinal substances, as mineral salts, sulphur, etc , are dissolved or held in suspension. **b., mercurial,** a bath for the treatment of syphilis, given in the vapor of mercury, usually prepared by vaporizing calomel over an alcohol lamp. **b., milk-,** a bath in milk, given for nutritive purposes. **b., mineral.** 1. The water of a mineral spring used as the medium. 2. One to which a solution of mineral substances has been added. **b., monopolar,** a hydroelectric bath in which the wall of the metal tub is utilized as a large electrode. The current entering here is conducted to the entire surface of the body in contact with the water, and passes out by means of a large metal electrode the edges of which are covered by a rubber pillow so placed that the patient can lie upon it without coming in contact with the metal. Cf. *b., dipolar.* **b., moor-,** a bath in water mixed with the earth of moors. **b., mud-,** a bath prepared by mixing well-seasoned earths, containing more or less mineral matter, with water containing the same substances. It is useful in chronic rheumatism. **b., mustard-,** made by inclosing from 2 to 4 oz. of ordinary mustard in a piece of muslin or thin linen and hanging it in about four gallons of hot water until the latter becomes yellow, or simply by adding mustard to water. It is used as a general bath for infants in collapse, convulsions, or severe bronchitis, the child being left in until the skin becomes distinctly reddened. It is also used as is the foot-bath or sitz-bath in amenorrhea. **b., Nauheim,** a natural thermal

effervescent (gaseous muriated) bath. **b., needle.** See *b., rain-*. **b., nutritive,** one containing wine, milk, or any nutritive ingredient. **b., oxygen-,** an inhalation of oxygen to correct inadequate aeration of the blood; also a local application of oxygen gas to gangrenous ulcers. **b., ozone-.** See *b., fucus-*. **b., pack-,** one in which the body is wrapped in wet cloths. See *b., sheet-*. **b., peat-,** an application of bog-earth containing much vegetable matter and used in gout and rheumatism. **b., pine-,** prepared by adding a decoction of pine-needles, or some pine-extract, to hot water. It is mildly stimulating, and is employed in hysteria, gout, and rheumatism. **b. of Plombières,** a bath to which a solution of 100 Gm. of powdered gelatin in hot water is first added and afterward a mixture of 100 Gm. of sodium carbonate, 20 Gm. each of sodium chloride and sodium bicarbonate, and 60 Gm. of sodium sulphate. **b., plunge-,** a bath, hot or cold, into which the patient plunges. **b., rain-,** consists of from four to six three-fourths circles of pipes secured together at a distance of 2 to 3 inches. Each pipe has three lines of fine perforations, from which the stream issues under pressure, striking the body of the patient at all points with considerable force. **b., Russian,** a vapor-bath, the vapor being generated by throwing water upon heated mineral or metallic substances. Syn., *vapor-bath*. **b., sand-.** 1. One in which the body of the patient is placed in a layer of dry sand that has been heated. 2. In chemistry, the immersion of a crucible, etc., containing a chemical compound, in a vessel containing fine sand, the latter being heated gradually to a high temperature. **b., seaweed.** See *b., fucus-*. **b., sheet-,** the application of cold water to the body through the medium of a wet sheet or towel placed upon the skin. It is used to reduce temperature. **b., shower-** a douche in which the water is delivered against the body from a nozzle with numerous perforations. **b., sitz-,** one in which only the buttocks and hips are immersed in water. It is useful in pelvic inflammations, amenorrhea, and retention of urine. **b., slime-,** a bath in water mixed with the slimy deposit of organic matter found in rivers and ponds. **b., sponge-,** one in which the patient's body is rubbed with a wet sponge. It is used to reduce temperature. **b., sulphur,** potassium sulphide 4 to 8 oz. in 30 gallons of water; a little sulphuric acid may be added. It is used in certain skin diseases, scabies, lead colic, and lead palsy. **b., sun-,** the exposure of the naked body to the sun's rays. **b., sweat-, b., sweating,** a bath to induce a free flow of perspiration; *e. g.*, a Turkish bath. **b., tepid,** the temperature of the water ranges from 85°–95° F. (29.4°–35° C.). It acts as a sedative, cleansing, and detergent agent; the pulse, respiration, excretion, secretion, and temperature are practically unaffected. **b., Turkish,** one in which the bather is placed successively in rooms of higher temperature, then shampooed or rubbed, and finally stimulated by a douche of cold water. See *b., hot-air*. **b., vacuum,** the treatment of parts by subjecting them to a partial vacuum. **b., vapor-.** See *b., Russian*. **b., warm,** a bath in water having a temperature of from 90°–100° F. (32.2°–38.5° C.) It is used to calm the nervous system, produce sleep, and allay reflex irritability. **b., water-.** 1. A bath of water. 2. In chemistry, a bath of water for immersing vessels containing substances that must not be heated above the boiling-point of water. **b., zinc-chloride,** a chemical bath of molten zinc chloride for immersion of substances not to be heated beyond 700° C.

bathmic (*bath'-mik*) [βαθμός, a threshold]. Relating to bathmism.

bathmism (*bath'-mizm*) [βαθμός, a threshold]. That supposed modification of chemical force which is active in the processes of nutrition.

bathmos (*bath'-mos*) [βαθμός, a little fossa]. A shallow depression or fosset.

bathmotropic (*bath-mo-trop'-ik*) [βαθμός, threshold; τρέπειν, to turn]. Applied by T. W. Engelmann to a supposed set of fibers in the cardiac nerves which affect the excitability of the cardiac muscle. Cf. *dromotropic; inotropic*.

bathycardia (*bath-e-kar'-de-ah*) [βαθύς, deep; καρδια, heart]. A condition in which the heart is in a lower position than normal; the condition is an anatomical one, and is not the result of disease.

bathycentesis (*bath-e-sen-te'-sis*) [βαθύς, deep; κέντησις, puncture]. A deep surgical puncture; deep acupuncture.

bathyesthesia (*bath-e-es-the'-ze-ah*) [βαθύς, deep; αἴσθησις, sensation]. Oppenheim's term for the muscle-sensations.

bathymetry (*bath-im'-et-re*) [βαθύς, deep; μέτρον, a measure]. The measurement of the depths of the sea or of any body-cavity, natural or abnormal.

bathystixis (*bath-e-stiks'-is*) [βαθύς, deep; στίξις, puncture]. Deep acupuncture.

batonoma (*bat-on-o'-mah*) [βάτος, height; ωμα, tumor]. Tumor supposed to be due to vegetable organisms of higher grade than bacteria.

batophobia (*bat-o-fo'-be-ah*) [βατός, a height; φόβος, fear]. 1. Acrophobia; dread of being at a great height. 2. Dread of high objects; fear of passing near a high building or of going through a deep valley.

batrachocephalus (*bat-rak-o-sef'-al-us*) [βάτραχος, a frog; κεφαλή, the head]. Having a frog-like head.

batrachoid (*bat'-rak-oid*) [βάτραχος, a frog; εἶδος, form]. Frog-like.

batrachoplasty (*bat'-rak-o-plas-te*) [βάτραχος, a frog; ranula; πλάσσειν, to mold]. Plastic surgical operation for the cure of ranula.

batracin (*bat'-ra-sin*) [βάτραχος, a frog]. A poisonous secretion obtained from the cutaneous pustules of toads. According to Calmeil, the poison of toads contains methyl-carbylamine and isocyanacetic acid.

battalism (*bat'-al-izm*). See *battarism*.

battarism (*bat'-ar-izm*) [βατταρισμός, a stuttering] Stuttering or stammering.

battery (*bat'-er-e*) [*batteria*, a beating; battery]. A series of two or more pieces of apparatus arranged to produce increased effect, as *battery* of boilers, prisms, lenses, galvanic cells. It is usually applied to a series of cells producing electricity (voltaic or galvanic battery); also, frequently, to a single cell. **b., cautery,** a galvanic battery with high electromotive force for heating a wire used as a cautery. **b., faradic, b., faradaic,** one giving an induced or faradic current. **b., galvanic,** one giving a galvanic or chemical current. **b., Hare's,** a battery of cells marked by low resistance. Two large plates of zinc and copper, separated from each other by cloth or some indifferent substance, are rolled on a wooden cylinder and immersed

in acidulated water. See *deflagrator*. **b., primary,** the combination of a number of primary cells so as to form a single battery. **b., secondary,** the combination of a number of storage-cells to form a single electric source. **b. storage,** an apparatus consisting of a secondary battery for storing electricity.

Battey's operation (*bat'-e*) [Robert *Battey*, American surgeon, 1828–1895]. Removal of the ovaries in order to eliminate their physiological influence and so produce the menopause.

Battle's incision (*bat'-l*). An incision to the right or left of the median line of the abdomen down to the rectus; the inner edge of this muscle is then retracted and the posterior layer of its sheath incised as well as the peritoneum. **B.'s sign,** in fracture at the base of the skull there may be subconjunctival and postauricular ecchymosis.

battledore (*bat'-el-dōr*) [ME., *batyldoure*, a bat for beating clothes]. An instrument shaped like a racket. **b. placenta,** one in which there is a marginal insertion of the cord.

Battley's sedative drops (*bat'-le*) [Richard *Battley*, English pharmacist, 1770–1856]. A preparation consisting of opium 3, water 30, alcohol 6; dose ♏. 5–15 (0.3–1.0).

B. A. U. Abbreviation of British Association Unit.

Baudelocque's diameter (*bōd'-lok*) [Jean Louis *Baudelocque*, French obstetrician, 1746–1810]. In obstetrics, the external conjugate diameter of the pelvis. **B.'s uterine circle,** Bandl's contraction ring.

Baudelocque's operation (*bōd'-lok*) [Louis Auguste *Baudelocque*, French obstetrician, 1800–1864]. An incision through the posterior cul-de-sac of the vagina for delivery in extra-uterine pregnancy.

Bauer's qualimeter (*bow'-erz kwol-im'-et-ur*). A static electrometer with pendulum and an index, used to indicate the quality of the x-rays issuing from a Roentgen tube.

CASPAR BAUHIN.

Bauhin, gland of (*bo'-hin*) [Caspar *Bauhin*, Swiss anatomist, 1560–1624]. See *Blandin's gland*. **B. valve of,** the ileocecal valve.

Bauhinia (*bo-hin'-e-ah*). A genus of plants of the order *Leguminosæ*. *B. variegata* is a tree of India; the bark is astringent and used as a tonic in fevers; the buds are used in diarrhea and as a vermifuge.

Baumann's coefficient. The ratio existing between the total sulphuric acid and the ether sulphuric acids of the urine; it amounts to 10 %. **B.'s reaction for dextrose,** to an aqueous solution of grape-sugar add benzoyl chloride and an excess of sodium hydroxide and shake until the odor of benzoyl chloride disappears. A precipitate of benzoic-acid ester of dextrose will be produced which is insoluble in water and alkalies.

Baumann and Goldmann's test for cystin. If a solution of cystin is shaken in caustic soda with benzoyl chloride, a voluminous precipitate of benzoyl cystin will be produced. The sodium salt occurs as silky plates, readily soluble in water, but nearly insoluble in an excess of caustic soda.

baumanometer (*bo-man-om'-et-er*) [William Anthony *Baum*, 1890–]. An instrument for the determination of blood pressure.

Baumé (*bo-ma'*) [Antoine *Baumé*, French chemist, 1728–1804]. Abbreviation for Baumé's hydrometer.

baume analgésique (*bōm an-al-ja-zeek'*). A preparation containing methyl salicylate and menthol; used for its analgesic effect.

Baumes' law (*bo-mes'*) [Jean Baptiste Timothée *Baumes*, French physician, 1756–1828]. Same as *Colles's law*. **B.'s sign** or **symptom,** retrosternal pain in angina pectoris

Baunscheidtism (*bown'-shi-tizm*) [Carl *Baunscheidt*, a German mechanic]. A mode of treating rheumatism and chronic neuralgias by counterirritation, the latter being produced by pricking the exterior of the part affected with fine needles dipped in oil of mustard, formic acid, or other irritant.

Bavarian dressing, B. splint. A variety of immovable dressing in which the plaster is applied between two flannel cloths.

bavarol (*bav'-ar-ol*). A proprietary aromatic liquid used in 5% solution as a disinfectant.

bawchan, bauchee. Names given in India to the seeds of *Psoralea corylifolia*, used as a tonic and in skin diseases. Syn., *bauchan; bawchwan*.

bay, lacrimal. The depression at the inner canthus of the eye, holding the lacrimal canaliculi. **b., oil of.** See *myrcia*. **b.-rum.** See *myrcia*. **b.-tree,** the *Laurus nobilis;* also *Prunus laurocerasus,* commonly called the laurel or the cherry-laurel.

Bayard's ecchymoses [Henri Louis *Bayard*, French physician, 1812–1852]. Small capillary hemorrhages found in the pleura and pericardium of infants who, as the result of asphyxia, have made efforts at breathing in the uterus.

bayberry (*ba'-ber-e*) [ME., *bay; bery*]. 1. The berry of *Laurus nobilis*, bay, or noble laurel. 2. The wax-myrtle *Myrica cerifera*, and its fruit. 3. The pimenta, or allspice.

baycuru (*bi-koo-roo'*) [native S. A.]. The root of a S. American plant, *Statice braziliensis*, one of the most powerful astringents known. It is used for ulcers of the mouth and for glandular enlargements. Dose of fluidextract ♏. v–xxx.

Bayer's 205 (*ba'-er*) Trade name of a synthetic preparation related to a dyestuff, and said to be of service in the chemotherapy of trypanosomiasis

Bayle's disease [Gaspard Laurent *Bayle*, French physician, 1774–1816] Progressive general paralysis of the insane **B 's granulations,** miliary tubercles

bayonet-leg (*ba'-on-et leg*) A backward displacement of the leg-bones

bazin (*ba'-zin*) Synonym of *molluscum contagiosum*

Bazin's disease (*baz-an'*) [Pierre Antoine Ernest *Bazin*, French dermatologist, 1807–1878] 1 Psoriasis buccalis 2 Scrofulous ulcer of the leg **B 's erythema,** erythema induratum scrofulosorum, a form most commonly seen in strumous individuals, it generally attacks the back of the leg occurring in diffuse ill defined patches or in nodules, bright red at first then assuming a violet hue The nodules may be superficial or deep, a quarter of an inch to an inch or more in diameter, and may be slowly absorbed, and necrose or slough out leaving a very indolent ulcer **B.'s ointment,** unguentum hydrargyri sulphatis flavi

B. B culture. A pure culture of *Bacillus bulgaricus*

B C Abbreviation for Bachelor of Chemistry Also for *Baccalaureus Chirurgiæ*, Bachelor of Surgery Abbreviation of bone conduction

B. Ch. Abbreviation for *Baccalaureus Chirurgiæ*, Bachelor of Surgery

B. C. G. Abbr for Bacillus Calmette Guérin Bovine bacilli attenuated by 230 passages during 13 years on potato glycerin and bile an immunizer against tuberculosis

B C L Abbreviation for Bachelor of Civil Law

B D Abbreviation of base (of prism) down

bdella (*del' ah*) [*βδέλλα*, a leech] 1 A leech 2 A varicose vein

bdellatomy (*del-at'-o-me*) See *bdellotomy*

bdellepithecium (*del-ep e the'-se um*) [*bdella*, *ἐπιτιθέναι*, to put on] A tube for applying leeches

bdellium (*del'-e um*) [Heb , *d'bōlakh*] A resinous gum exuding from various species of *Balsamodendron* It resembles myrrh **b , Indian,** has been recommended as an emmenagogue

bdellometer (*del om'-et-er*) [*βδέλλα*, a leech, *μέτρον*, a measure] A mechanical substitute for the leech, consisting of cupping glass, scarificator, and exhausting syringe

bdellotomy (*del-ot'-o-me*) [*βδέλλα*, a leech, *τομή*, a cut] Cutting open the body of a leech that is drawing blood, by this means the activity of the leech may be considerably prolonged

Bé. Abbreviation for Baumé, *q v*

Be. Symbol of *beryllium*, formerly called *glucinum.*

B. E. Bacillary emulsion See under *tuberculin*

beaded (*be' ded*) In bacteriology denoting disjointed semi confluent colonies along the line of inoculation in a stab culture

beads, rhachitic "Rhachitic rosary", the so-called ' beading of the ribs" in rickets, a succession of visible and palpable swellings at the points where the ribs join their cartilages

beak (*bēk*) [ME , *beeke*] 1 The mandibular portion of a forceps 2 The lower end of the calamus scriptorius 3 The pad or splenium of the corpus callosum **b , coracoid,** the beak of the coracoid process of the scapula **b. of the encephalon.** See *beak* (3) **b. of the sphenoid bone.** See *rostrum sphenoidale*

beaker (*be'-ker*) [Germ *becher*, a cup, bowl] A wide-mouthed glass vessel used in chemical laboratories **b.-cell,** the goblet-cell found in mucous membranes

Beale's fiber (*bel*) [Lionel Smith *Beale*, English physician, 1828–1906] The fine spiral fiber surrounding the process of some of the sympathetic ganglion-cells of the frog

bean (*ben*) [ME , *bene*] The seeds of several plants, mostly *Leguminosæ*, especially that of the common bean, *Faba vulgaris* **b , Calabar,** See *physostigma* **b., castor** See *ricinus* **b of St Ignatius.** See *ignatia*

bearberry See *Uva ursi*

Beard's disease [George Miller *Beard*, American physician, 1839–1883] Nervous exhaustion, neurasthenia

Beard-Valleix's points. See *Valleix s points douloureux*

bearing-down The feeling of weight or pressure in the pelvis in certain diseases **b -d pains,** uterine pains in labor

bear's-foot Leafcup A composite flowered plant, *Polymnia uvedalia*, of North America A popular remedy for enlargement of the spleen or the ague cake ' of malarious regions

bear's weed. Eriodictyon

beat (*bet*) [ME , *beten*] The pulsation of the arteries or the impulse of the heart **b , apex-,** the stroke of the heart apex against the chest-wall **b , ectopic,** a cardiac systole which does not originate at the sinoauricular node **b., heart-,** a pulsation of the heart **b , pulse-,** an arterial pulsation which can be felt

Beatty-Bright's friction-sound. The friction-sound produced by inflammation of the pleura

Beau's disease (*bo*) [Joseph Honoré Simon *Beau*, French physician 1806–1865] Asystole, cardiac insufficiency **B.'s lines,** the transverse rings seen on the finger nails after convalescence from exhausting diseases

Beaumès' sign (*bo'-ma*) See *Baumes' sign*

Beaumès-Colles' law See *Colles' law*

Beauperthuy's method (*bo'-per thwē*) [Louis Daniel *Beauperthuy*] A method of treating leprosy by good hygiene bathing with olive oil, the internal administration of mercury bichloride, and abstinence from salted meats

Beauvais' disease (*bo'-va*) Chronic articular rheumatism

bebeerine (*beb'-e rēn*) See *nectandra* **b hydrochloride,** $C_{19}H_{21}NO_3HCl$, reddish brown scales, soluble in alcohol and water, and used as an antipyretic and tonic Dose ½–1½ gr (0 005–0 097 Gm) 3 or 4 times daily **b. sulphate,** $(C_{19}H_{21}NO_3)_2H_2SO_4$, reddish brown scales, soluble in water and alcohol, uses and dose as in *b hydrochloride*

bebeeru bark (*be-be'-roo*) See *nectandra*

Beccaria's sign (*bak-kah'-re-ah*) Painful pulsating sensations in the occipital region during pregnancy

bechesthesis (*bek es'-thes-is*) [*βήξ*, cough, *αἴσθησις*, sensation] The sensation in the throat or air-passages that prompts one to cough

bechic (*bek'-ik*) [*βήξ*, a cough] Relieving cough, a remedy against cough

Bechterew's disease (*bek'-ter-oo*) [Vladimir Mikhailovich von *Bechterew*, Russian neurologist, 1857–1927] Ankylosis of the vertebral column, associated, as a rule, with muscular atrophy and sensory symptoms, spondylitis deformans **B.'s layer,** the layer of fibers between and parallel to the tangential fibers and Baillarger's layer in the cerebral cortex **B.'s nucleus,** the nucleus of the vestibular portion of the auditory

nerve; an ill-defined group of ganglion-cells lying dorsad of Deiters' nucleus. **B.'s reaction,** the minimum strength of the electric current necessary to provoke muscular contraction requires a gradual diminution at every interruption of the current or change in density, to prevent tetanic contraction which will occur if the inital strength is maintained. It is observed in tetany. **B.'s sign,** anesthesia of the popliteal space in tabes dorsalis. **B.'s tract,** the central tract of the tegmentum that passes between the mesial side of the superior olivary body and the fillet

Beck's method [Emil G. *Beck*, American surgeon, 1866–]. Tuberculous cavities in bone are curetted and then filled with a paste containing 30% of bismuth subnitrate.

Beck's operation. To cure epilepsy due to adhesions resulting from fracture or operations on the skull. The skull defect is plugged with temporal fascia and muscle.

Becker's reaction for picrotoxin. Picrotoxin reduces Fehling's solution upon the application of gentle heat. **B.'s sign** [Otto Heinrich Enoch *Becker*, German ophthalmologist, 1828–1890]. Spontaneous pulsation of the retinal arteries in exophthalmic goiter. **B.'s test,** a test for astigmatism made by means of a set of parallel lines in triplets placed in various meridians.

Becker's solution, solution of hypochlorite of sodium and potassium; used (by injections under the skin) in cases of inoperable cancer.

Béclard's hernia (*ba'-klar*) [Pierre Augustin *Béclard*, French anatomist, 1785–1825]. Hernia occurring through the saphenous opening. **B.'s nucleus,** a vascular, bony nucleus, of lenticular shape, appearing in the cartilage of the lower epiphysis of the femur during the thirty-seventh week of fetal life.

Becquerel's disc (*bek'-er-el*) [Antoine Henri *Becquerel*, French physicist, 1852–1908]. An apparatus for estimating the difference in temperature between a sound limb and a paralyzed one. **B.'s pills,** pills containing quinine, extract of digitalis, and colchicum seeds; they are used in gout. **B.'s rays,** invisible radiations of electrified particles or ions projected from radioactive bodies such as uranium, radium, polonium, or their salts, without evident cause, and persisting over long periods

bed [AS., *bedd*]. The couch or support on which the body may rest in sleep or in sickness; usually a mattress of straw, hair, or similar substance. **b., air-,** a mattress of rubber or leather that can be inflated with air. **b.-case,** a form of hysteria in which the patient persistently lies in bed. **b.. fracture-,** an especial device for the use of a patient confined with a fracture, composed of sections forming a double or triple inclined plane with an aperture to allow of the ejection of urine and feces. **b.-hoist,** a device for lifting a patient from bed. **b.-pan,** a large shallow vessel for receiving the alvine discharges of bedridden patients. **b., protection-,** a bed arranged for the confinement of maniacs in a recumbent posture. **b.-rest,** an apparatus for propping up patients in bed. **b.-sore,** a sore produced on any part of the body by prolonged pressure against the bed or by trophic changes in paralyzed parts. **b.-swing,** an appliance like a hammock for swinging a patient clear of the bed. **b., water-,** a rubber mattress containing water; it is used to prevent the formation of bed-sores.

bedbug (*bed'-bug*). An apterous insect, *Cimex lectularius*, that infests bedsteads, and at times is parasitic upon the human body.

bedlam (*bed'-lam*) [ME., *bedlem*, a corruption of *Bethlehem*]. An insane asylum.

bedlamism (*bed'-lam-izm*) [*bedlam*]. Insanity.

bedlamite (*bed'-lam-it*) [*bedlam*]. A madman; an insane person.

Bednar's aphthæ [Alois *Bednar*, Austrian physician]. Two symmetrically placed ulcers seen at times on the hard palate of cachectic infants, one on each side of the mesial line.

bedouin itch. A synonym of the vesicular variety of *lichen tropicus*.

bedridden (*bed'-rid-n*). Confined to bed; applied especially to those who seem permanently so affected.

bed-wetting. Nocturnal enuresis.

Beebe's serum (*be'-be*) [Silas Palmer *Beebe*, American physician]. A serum obtained from the blood of thyroidectomized animals, used in cases of hyperthyroidism.

Beecham's pills (*be'-cham*) [James *Beecham*, English maker of pills]. Laxative pills said to contain aloes, ginger and soap.

beef (*bēf*) [ME., *befe*]. The flesh of domestic cattle. It consists of water, 73; fibrin, 15; gelatin, 4; albumin, 3; fat and other substances, 5%. **b.-extract,** the soluble fibrin of lean meat partly desiccated. **b.-measles.** See *Cysticercus bovis*. **b.-tea,** the soluble extractive matter of beef, made by steeping finely cut lean beef in its weight of water and straining.

Beeley's square and plumb-line. An instrument to measure degrees of deformity.

beer (*bēr*). See *malt liquors*.

Beer's cataract knife (*bēr*) [Georg Joseph *Beer*, Austrian ophthalmologist]. A knife with a triangular-shaped blade, for making section of the cornea in the removal of the crystalline lens. **B.'s operation,** extraction of cataract by the flap method.

beestings (*bēst'-ings*). First milk after parturition; colostrum.

beeswax (*bēz'-waks*). *Cera flava* (U. S. P.), wax secreted by bees, of which their cells are constructed It is used in making candles, ointments, and pomades.

beet (*bēt*). The genus *Beta*, especially *B. vulgaris*, the common beet.

Begbie's disease (*beg'-be*) [James *Begbie*, Scotch physician, 1798–1869]. 1. Exophthalmic goiter, 2. Localized rhythmic chorea.

Beggiatoa (*bej-e-at-o'-ah*) [J. *Beggiato*, Italian botanist]. A genus of *Schizomycetes*, consisting of swinging or gliding, milk-white, gray, rosy, or violet threads. They decompose sulphur compounds and store up sulphur granules in their protoplasm. They are found in stagnant, fresh, or salt water, particularly in that contaminated with sewage or factory waste.

Beggiatoaceæ (*bej-e-at-o-a'-se-e*) [see *Beggiatoa*]. A family of *Schizomycetes* or bacteria in which the cells appear united in the form of a thread, but without a sheath. See *table* p. 843

begma (*beg'-mah*) [*βῆγμα*, a cough; pl., *begmata*]. A cough; the matter expectorated by coughing.

behaviorism (*be-ha'-ve-or-izm*). The psychology of behavior.

behen, behmen, behn, ben. Arabian names for roots of various plants.

behenic (*be-hen'-ik*). Derived from behen.

behen-nut (*be'-hen-nut*). The seed of *Moringa pterygosperma*, and *M. aptera*, trees of tropical

countries. They afford *oil of behen*, or *oil of ben*.

Béhier-Hardy's symptom (*ba'-he-a*) [Louis Jules *Béhier*, French physician, 1813–1876]. Aphonia, an early symptom in pulmonary gangrene.

Behring's law (*ba'-rıng*) [Emil Adolph *Behring*, German physician, 1854–1917]. The blood and blood-serum of an individual who has been artificially rendered immune against a certain infectious disease may be transferred to another individual with the effect of rendering the other also immune. **B.'s serum**, serum containing diphtheria-antitoxin. **B.'s tulase**, an immunizing remedy against tuberculosis.

Beigel's disease (*bı'-gel*) [Hermann *Beigel*, German physician, 1829–1870]. Trichorrhexis nodosa.

Beissenhirtz's reaction for aniline (*bı'-sen-hairts*). On the addition of a grain of potassium dichromate to a solution of aniline in concentrated sulphuric acid the solution becomes first red, then blue, the color gradually disappearing.

bel, bela (*be'-lah*) [Hind.]. The dried, half-ripe fruit of *Ægle marmelos*, or Bengal quince. It is recommended as a remedy for chronic diarrhea and dysentery. The ripe fruit is slightly laxative. Dose ½–1 dr. (2–4 Gm.). **b., liquid extract of** (*extractum belæ liquidum*, B. P.). Dose 1–2 dr. (4–8 Cc.).

belæ fructus (*be-le fruk-tus*) [L.]. Bael-fruit; see *bel*.

belching (*belch'-ing*) [ME, *belchen*] Expulsion of gas from stomach through mouth; eructation.

belemnoid (*bel-em'-noid*) [*βέλεμνον*, a dart; *εἶδος*, form]. 1. Dart-shaped; styloid. 2. The styloid process of the ulna or of the temporal bone.

Belfield's operation (*bel'-fēld*) [William Thomas *Belfield*, American surgeon, 1856–]. Making an artificial opening into the vas deferens.

bell (*bel*) [ME., *bel*] A hollow, metallic, sounding instrument **b.-gastrula.** See *archigastrula*. **b. sound, b tympany**, the sound produced in pneumothorax by striking a coin, placed flat upon the chest, with another coin. It can be heard through the stethoscope placed over affected side.

bell-crowned (*bel'-krownd*). Applied to a tooth-crown which is largest at the occlusal surface and tapers to the gum.

Bell's disease [1. Sir Charles *Bell*, Scotch physiologist, 1774–1842; 2 John *Bell*, Scotch anatomist, 1763–1820]. 1. See *Bell's mania*. 2. See *Bell's paralysis*. **B.'s law**, [1]. the anterior spinal nerve-roots are motor, the posterior, sensory. **B.'s mania**, [1]. acute delirium; acute periencephalitis. **B.'s muscle**, [2] The short muscular ridge on the inner surface of the bladder, passing forward from the ureteral openings and ending in the uvula vesicæ. **B.'s nerves**, [2]. The external and internal respiratory nerves—*i. e.*, the posterior thoracic and phrenic nerves. **B.'s palsy, B.'s paralysis**, [1], peripheral paralysis of the facial nerve. **B.'s phenomenon**, [1]. upward and outward rolling of the eyeball when an attempt is made to close the eye of the affected side in peripheral facial paralysis. **B.'s respiratory nerve**, [2]. The long thoracic nerve. **B.'s spasm**, [1]. convulsive facial tic.

belladonna (*bel-ah-don'-ah*) [It., *bella donna*, beautiful lady]. Deadly nightshade. A perennial plant of the order *Solanaceæ*, indigenous to southern Europe and Asia, and cultivated in the United States. Its properties are due to the alkaloids *atropine* and *belladonnine*, the latter thought to be identical with hyoscyamine. Both leaves and root are employed. It is used as an antispasmodic, as a cardiac and respiratory stimulant, and to check secretions, as those of the sweat and milk. **b. leaves** (*belladonnæ folia*, U. S. P.), the dried leaves of *Atropa belladonna*. **b. leaves, extract of** (*extractum belladonnæ foliorum*, U. S. P.). Dose ½ gr. (0.01 Gm.). **b. leaves, tincture of** (*tinctura belladonnæ foliorum*, U. S. P.), 15 %. Dose 1–30 min. (0.06–2.0 Cc.). **b. liniment** (*linimentum belladonnæ*, U. S. P.), made of camphor, 5; fluidextract of belladonna root, 95. **b. ointment** (*unguentum belladonnæ*, U. S. P.), contains extract of belladonna leaves, 10; diluted alcohol, 6; benzoinated lard, 65; hydrous wool-fat, 20. **b. plaster** (*emplastrum belladonnæ*, U. S. P.), made of adhesive plaster and extract of belladonna leaves. **b. root** (*belladonnæ radix*, U. S. P.), the dried root of *Atropa belladonna*. **b. root, fluidextract of** (*fluidextractum belladonnæ radicis*, U. S. P.). Dose 1–5 min. (0.065–0.3 Cc.).

belladonnine (*bel-ah-don'-in*) [see *belladonna*], $C_{17}H_{21}NO_3$. An alkaloid found in belladonna. It resembles atropine, hyoscyamine, and hyoscine. It occurs with atropine, and is likewise decomposed into tropic acid and oxytropine, $C_8H_{13}NO_2$. See *belladonna*.

Bell-Bernhardt's phenomenon. See *Bell's phenomenon*

Bellini's duct (*bel-e'-ne*) [Lorenzo *Bellini*, Italian anatomist, 1643–1704] One of the excretory ducts of the kidney. **B.'s ligament**, a ligamentous band extending from the capsule of the hip-joint to the greater trochanter of the femur. **B.'s tubes**, the straight uriniferous tubules.

bellite (*bel'-it*) [*bellum*, war]. A blasting and war explosive. A principal element in its manufacture is nitrobenzol. The most prominent symptoms induced by its inhalation and absorption are headache, mental confusion, dyspnea, pallor, blueness of the lips, general lividity, coma, insensibility.

Bell-Magendie's law. See *Bell's law*.

Bellocq's cannula (*bel'-oks*) [Jean Jacques *Bellocq*, French surgeon, 1732–1807]. An instrument used in plugging the nares.

Bellonia (*bel-o'-ne-ah*) [Peter *Belon*, a French naturalist, 1499–1564]. A genus of plants of the order *Gesneraceæ*. *B. aspera* is a West Indian shrub; the bark is used in intermittent fever and in dysentery.

bellows (*bel'-ōz*) [ME., *belowes*]. An instrument for propelling air through a tube or small orifice. **b. sound,** the *bruit de souffle*, *q. v.*

belly (*bel'-e*) [ME., *bely*]. 1. The anterior abdominal wall. See *abdomen*. 2. Any belly-like enlargement of a part. **b.-bound,** constipated. **b.-button,** the navel. **b. of a muscle,** the fleshy part of a muscle.

bellyache (*bel-e-āk*). See *colic*.

beloid (*bel'-oid*) [*βέλος*, an arrow]. Arrow-shaped or styloid.

belonephobia (*bel-o-ne-fo'-be-ah*) [*βέλονη*, a pin; *φόβος*, fear]. A morbid dread of pins and needles, and of sharp-pointed objects in general.

belonoid (*bel'-on-oid*) [*βέλονη*, a needle, bodkin]. Styloid; needle-shaped.

belonospasis (*bel-on-os'-pa-sis*) [*βέλονη*, a point; *σπάσις*, a drawing]. Irritation by means of needles or metallic tractors.

belt (*belt*). **abdominal,** a broad, elastic belt worn about the abdomen as a support during pregnancy. **b., magnetic,** a belt consisting of plates of metal fastened upon a strip of felt moistened with dilute acid. It is a cure-all largely sold by

empirics. **b., test,** a patient suffering from enteroptosis experiences a sensation of relief when firm upward pressure is made on the lower part of the abdomen.

ben, oil of, benne oil (*ben, ben'-e*). Oleum balatinum; it is obtained by expression from the seeds of the several species of *Moringa*. It is used for extracting odors and for lubricating clocks and light machinery.

Benario's method (*ben-ar'-e-o*). For the fixation of blood-films. It consists in the use of a 1% alcoholic solution of formalin for one minute.

Bence-Jones' bodies [Henry *Bence-Jones*, English physician, 1814–1873]. Peculiar bodies, consisting of albumose, found in the urine in certain affections of the bone-marrow, especially neoplasms. **B.-J.'s cylinders,** long cylindrical formations derived from the seminiferous tubules, sometimes seen in the urine. **B.-J.'s reaction,** the urine is acidified with acetic acid and gently heated, in the presence of albumose a precipitate is formed, which is dissolved on boiling and reappears on cooling.

bends (*bendz*) [ME., *bend*]. A term used by miners and caisson-laborers for a condition produced by too sudden reduction of the high air-pressure; it is indicated by swellings or small bubbles under the skin; see *caisson disease*.

beneceptor (*be-ne-sep'-tor*) [*bene*, well; *capere*, to take]. A nervous mechanism for the appreciation and transmission of beneficial stimuli.

Benedict's test for glucose in urine [S. R. *Benedict*. American physiological chemist] To 5 c.c. of Benedict's reagent ($CuSO_4$ crystals 17.3, Na or K citrate 173, Na_2CO_3 crystals 200, distilled water 1000) add 8 to 10 drops of urine, boil vigorously for 2 minutes, and allow to cool; a red, yellow, or green color indicates the presence of glucose.

Benedict's test for HCl in the stomach [A. L. *Benedict*, American physician, 1865–]. This consists in auscultation over the stomach after the patient has swallowed a small quantity of saturated solution of sodium bicarbonate. Normal hydrochloric acidity is indicated by a fine crepitation, superacidity by an earlier and louder sound, and in anacidity the crepitation is absent.

benedictine (*ben-e-dik'-tin*) [*benedicere*, to bless]. A liqueur or cordial originally prepared by Benedictine monks. It resembles chartreuse.

Benedikt's syndrome (*ben'-e-dikt*) [Moritz *Benedikt*, Austrian physician, 1835–]. Paralysis of the motor oculi of one side and tremor of the arm of the opposite side; attributed by Charcot to a lesion in the ventrointernal part of the crura cerebri.

beng (*beng*). See *cannabis indica*.

bengalin (*ben'-gawl-in*) [Hind., *Bengāl*]. A blue pigment derived from the benzene colors.

Benger's food. A mixture of wheat-flour and pancreatic extract. When prepared according to directions most of the starch is converted into soluble forms. The protein and milk are partially digested.

Bengue's anodyne balsam (*ben'-ga*). A compound consisting of menthol, ʒ2½; methyl salicylate, ʒ2½; wool-fat, ʒ3.

benign, benignant (*be-nīn', be-nig'-nant*) *benignus*, kind]. Not endangering health or life; not malignant, applied to certain tumors.

Benincasa (*ben-in-ka'-sah*) [*Benincasa*, an Italian nobleman]. A genus of plants of the order *Cucurbitaceæ*.

Béniqué's sound (*ba-ne-ka'*) [Pierre Jules *Béniqué*, French physician, 1806–1851]. A urethral sound with a wide curve

benne, oil of (*ben'-e*). Oil of sesame seeds.

Bennett's corpuscles [James Henry *Bennett*, English obstetrician, 1816–1891]. Large epithelial cells filled with fatty detritus found in the contents of some ovarian cysts

Bennett's disease [John Hughes *Bennett*, English physician, 1812–1876] Leukemia.

Bennett's fracture [Edward Hallaran *Bennett*, Irish surgeon, 1837–1907]. A longitudinal fracture of the first metacarpal bone, extending into the carpometacarpal joint and complicated by subluxation.

benzacetin (*ben-zas'-et-in*), $C_6H_4(OC_2H_5)(NH.CH_3CO)COOH$. Colorless crystals, soluble in alcohol, slightly soluble in water; melt at 205° C. It is used in neuralgia. Dose 8–15 gr. (0.52–0.97 Gm.). Syn., *acetamidomethyl-salicylic acid*.

benzaconine (*ben-zak'-on-ēn*). An alkaloid from aconite with action similar to aconitine, except that it lacks its antipyretic power and has little effect on the sensory nerves, while it depresses the motor group and also the muscle-fibers.

benzaldehyde (*ben-zal'-de-hīd*) [*benzoin; aldehyde*]. C_7H_6O, *benzaldehydum* (U. S. P.) Bitter-almond oil; a compound that results from the oxidation of benzyl alcohol.

benzamide (*ben'-zam-id*) [*benzoin; amide*], C_7H_7NO. A compound resulting from the action of benzoyl chloride upon alcoholic ammonia

benzamil (*ben'-zam-il*), $C_{28}H_{10}NO_2$. A distillation-product of oil of bitter almonds.

benzamine (*ben-zam'-ēn*). Betaeucaine.

benzanalgen (*ben-zan-al'-jen*), $C_9H_8OC_2H_5.HN.CO_6CH_5N$. A derivative of chinolin. It is antiseptic, antipyretic, and antineuralgic, and has the power of dissolving uric acid. It is used in rheumatism, tabes dorsalis, and chronic gout. Dose 7½–45 gr. (0.5–3.0 Gm.).

benzanilide (*ben-zan'-il-id*) [*benzoin; aniline*], $C_{13}H_{11}NO$ Benzoyl anilide, prepared by the action of benzoyl chloride on aniline. It is used as an antipyretic in children in doses of 3–8 gr. (0.2–0.5 Gm.).

benzaurin (*ben-zaw'-rin*), $C_{19}H_{18}O_3$. Red crystals melting at 100° C. Syn., *Phenyldiphenolcarbinol*. **b. anhydride,** a colorless substance dissolving in alkaline solutions with a violet color.

benzene (*ben'-zēn*), C_6H_6. A hydrocarbon contained in coal-tar. It is formed by the dry distillation of all benzene acids. It is a mobile, ethereal-smelling liquid, of specific gravity 0.899 at 0°. It solidifies at about 0°, melts at +6°, boils at 580°, and burns with a luminous flame. It readily dissolves resins, fats, sulphur, iodine, and phosphorus. Aniline and the aniline colors are derived from it. Syn., *benzol; phene; phenyl hydrid*. **b.-sulphonic acid,** $C_6H_5.SO_3H$, is prepared by boiling together equal parts of benzene and H_2SO_4. It occurs in small plates, readily soluble in alcohol and water, and which deliquesce in the air.

benzenyl (*ben'-zen-il*). See *phenyl*. **b.-amidothiophenol,** $C_{13}H_9NS$, acicular crystals with fragrance of roses, obtained from amidophenylmercaptan by benzoic aldehyde and heat; it is soluble in alcohol, ether carbon disulphide, and dilute hydrochloric acid. Syn., *benzenylamidophenylmercaptan*.

benzhydrol (*benz-hi'-dr* $C_6H_5-CH(OH)-C_6H_5$. An alcohol occurring as silky, acicular

crystals, slightly soluble in water, obtained from an alcoholic solution of benzophenone by action of sodium amalgam. Syn., *diphenylcarbinol.* **b. acetate,** a thick liquid obtained by heating benzhydrol with acetic acid.

benzidine (*ben'-zid-ēn*). Diaminobiphenyl, $NH_2.C_6H_4.C_6H_4.NH_2$. A colorless, crystalline substance, formed by reaction of acids upon hydrazobenzene. Used in test for blood. See *Adler's benzidine reaction for blood.*

benzil (*benz'-il*), $C_{14}H_{10}O_2$. A compound produced by the action of nitric acid on benzoin.

benzilimide (*ben-zil'-im-id*), $C_{28}H_{22}N_2O_2$. White silky needles obtained from an alcoholic solution of benzil by action of dry ammoniacal gas.

benzimide (*ben'-zim-id*) [*benzoyl; amide*], $C_{21}H_{15}N_3O_3$. A compound formed by the action of hydrocyanic acid on benzoyl hydrate. It occurs also in the resinous residue of the rectification of the oil of bitter almonds.

benzin, benzinum, benzine (*ben'-zin, -zi'-num, ben'-zēn*). Petroleum ether. The *benzinum* of the U. S. P. is a purified distillate from American petroleum, having a specific gravity of 0.77 to 0.79, boiling at 80° to 90° C., colorless, of ethereal odor, and a slightly peppermint-like taste. It is a valuable solvent for oils, fats, resins, caoutchouc, and some alkaloids. It has been used against tape-worm. It should be distinguished from *benzene.* Dose 5–10 min. (0.33–0 66 Cc) on sugar or in mucilage. **b., coal-tar,** benzin obtained as a by-product in preparing benzene and toluene from coal-tar oil by action of acids and alkalies. It differs chemically and physically from petroleum benzin, and is used as a cleansing fluid and as a solvent for resin, caoutchouc, etc.

benzinin (*ben'-zin-in*) A toxin extracted by Auclair from tubercle bacilli Syn., *benzinobacillin.*

benzinobacillin (*ben-zin-o-bas'-il-in*). See *benzinin.*

benzinomania (*ben-zin-o-ma'-ne-ah*). The habit of taking benzin, by inhalation. And see *benzolism.*

benzite (*ben'-zīt*). A solution of sulphur in two or three parts of hot coal-tar

benzoate (*ben'-zo-āt*) [*benzoin*]. Any salt of benzoic acid. **b., naphthol.** See *benzonaphthol.*

benzoated (*ben'-zo-a-ted*) [*benzoin*]. Impregnated with benzoin or with benzoic acid or a benzoate.

benzobis (*ben-zo'-bis*). Same as *mesurol, q. v.*

benzocaine (*ben'-zo-kān*). Ethyl amidobenzoate; anesthesin, *q. v.*

benzodiureid (*ben-zo-di-u'-re-id*), $C_9H_{12}N_4O_2$. Tiny needles obtained from benzoic aldehyde by action of urea.

benzoglycollate (*ben-zo-gli'-kol-āt*). A salt of benzoglycollic acid.

benzohelicin (*ben-zo-hel'-is-in*), $C_{26}H_{30}O_8$. A combination of benzoyl and helicin. Syn., *benzoyl helicin.*

benzoic (*ben-zo'-ik*) [*benzoin*]. Pertaining to or derived from benzoin. **b. acid.** See *acid: benzoic.*

benzoin (*ben'-zoin* or *-zo-in*) [origin obscure]. 1. *Benzoinum* (U. S. P.), a resin obtained from *Styrax benzoin,* a tree native to Sumatra and Siam. It is a ketone alcohol, $C_{14}H_{12}O_2$, and may be produced by oxidizing hydrobenzoin with concentrated HNO_3. It is antiseptic and disinfectant, and is used mainly as a stimulant expectorant in chronic bronchitis. 2. $C_{14}H_{12}O_2$, a reaction-product of an alcoholic solution of potassium cyanide on benzoic aldehyde, forming yellowish, fragrant prisms, soluble in hot alcohol, melting at 135°–137° C. It is used as an external antiseptic, 1 part in 5 of lard. Syn., *bitter-almond oil camphor; phenylbenzoyl carbinol.* **b., flowers of,** benzoic acid obtained by the sublimation of benzoin. **b., tincture of** (*tinctura benzoini,* U. S. P.), 20% of the resin in alcohol. Dose ½–1 dr. (2–4 Cc.). **b., tincture of, compound** (*tinctura benzoini composita,* U. S. P.), friars' balsam; Turlington's balsam; it consists of benzoin, 12; aloes, 2; storax, 8, balsam of tolu, 4; alcohol, sufficient to make 100 parts. Dose ½–2 dr. (2–8 Cc.).

benzoinam (*ben-zo'-in-am*), $C_{28}H_{24}N_2O$. A crystalline powder derived from benzoin by action of alcoholic solution of ammonia with heat.

benzoinated (*ben-zo'-in-a-ted*). Combined or prepared with benzoin.

benzoinol (*ben-zo'-in-ol*). An oily liquid, said to consist of albolene with gum benzoin in solution; it is used as an excipient for menthol, camphor, etc., in diseases of the nose and throat.

benzoinum. See *benzoin.*

benzoiodohydrin (*ben-zo-i-o-do-hī'-drin*), $(C_9H_8)ClI(C_7H_8O_2)$. A brownish-yellow, oily mass, soluble in alcohol, ether, and petroleum ether, insoluble in glycerol. It decomposes at 100° C., iodine being liberated. It is a succedaneum for potassium iodide, and is given in the same doses. Syn., *chloroiodo-benzoic-glycerinester; glyceryl-chloriodobenzoate.*

benzol, benzole, benzoleum (*ben'-zol, ben'-zōl, ben-zōl-e'-um*). See *benzene.*

benzolguaiacol (*ben-zol-gwi'-ak-ol*). See *benzosol.*

benzoline (*ben'-zol-ēn*). Impure benzene, used for removing grease.

benzolism (*ben'-zol-izm*). Benzol-poisoning, from inhaling the vapor or swallowing it. It is marked in light cases by dizziness, loss of consciousness, and anesthesia; in severer cases by hallucination, epileptic paroxysms, and coma.

benzonaphthol (*ben-zo-naf'-thol*) [*benzoin; naphthol*], $C_{19}H_{14}O(C_7H_8O)$. The benzoate of beta-naphthol, used as an intestinal antiseptic in typhoid fever and other intestinal diseases. Dose 2–8 gr. (0.13–0 52 Gm.).

benzonitrile (*ben-zo-ni'-tril*) [*benzoin; nitrum,* niter], C_7H_5N. An oil obtained from benzenesulphonic acid by distillation with potassium cyanide. It has an odor resembling that of oil of bitter almonds, and boils at 191° C.; its specific gravity is 1 023 at 0° C.

benzoparacresol (*ben-zo-par-ah-kre'-sol*). An intestinal septic, insoluble in water. Dose, 4 gr. (0 25 Gm.).

benzophenid (*ben-zo-fen'-id*). Phenyl benzoate.

benzophenoneid (*ben-zo-fe-no'-ne-id*). An antiseptic and germicidal compound.

benzopyrine (*ben-zo-pi'-rin*). Antipyrine benzoate.

benzosalicin (*ben-zo-sal'-is-in*). See *populin.*

benzosalin (*ben-zo-sa'-lin*). Trade name for the methyl ester of benzosalicylic acid; used in rheumatism, sciatica, neuralgia. Dose, 20–40 gr. (1–2 Gm.).

benzosol (*ben'-zo-sol*) [*benzoin*], $C_{14}H_{12}O_2$. The benzoate of guaiacol; it contains 54% of guaiacol. Its chief uses are as an intestinal antiseptic and in pulmonary tuberculosis. Dose 3–12 gr. (0.2–0.8 Gm.).

benzosulphate (*ben-zo-sul'-fāt*). A salt of benzosulphuric acid.

benzosulphinide (*ben-zo-sul'-fin-id*). *Benzosulphinidum* (U. S. P.); saccharin.

benzotrichloride (*ben-zo-tri-klo'-rid*), $C_7H_5Cl_3$. A colorless, transparent, highly refractive liquid, with penetrating odor, obtained from boiling toluene by action of chlorine; sp. gr. 1.38 at 14° C.; boils at 213°–214° C. Syn., *benzenyl trichloride.*

benzoyl (*ben'-zo-il*) [*benzoin*], C_6H_5CO. The radical of benzoic acid, of oil of bitter almonds, and of an extensive series of compounds derived from this oil, or connected with it by certain relations. **b.-acetylperoxide**, $C_9H_8O_4$, an oxidized product of the mixed anhydride of acetic and benzoic acids, a crystalline body, slightly soluble in water and very unstable. To prevent explosion by sudden heating or grinding it is diluted with an equal quantity of inert absorbent powder and called *acetozone.* It is used as an intestinal antiseptic. Dose 4–5 gr. (0.26–0.32 Gm.) 3 times daily. Syn., *acetylbenzoyl peroxide.* **b. chloride**, C_7H_5OCl, a transparent, colorless, pungent oil with a specific gravity of 1 21 at 19° C.; it boils at 194°–195° C. When acted on by alcoholic ammonia it gives dibenzylamine It is used as a reagent in organic analysis and synthesis. Syn., *chlorobenzoyl chloride.* **b.-ecgonin**, $C_{16}H_{18}NO_4H$, a substance intermediate in composition between cocaine and ecgonin. **b.-eugenol**, $C_{17}H_{16}O_3$, a substance forming large, transparent, colorless prisms or small white crystals, soluble in alcohol, ether, chloroform, and acetone; melts at 69°–70.5° C. It is used in tuberculosis Dose 7½–15 gr. (0.5–1 0 Gm.). **b.-glycocin, b.-glycocoll,** hippuric acid. **b.-guaiacol.** See *bensosol* **b. hydrate,** benzoic acid, also improperly applied to benzoic aldehyde. **b. peroxide,** a bactericide and disinfectant substance. **b.-phenylhydrazin,** $C_{13}H_{12}N_2O$, an antiseptic. **b. pseudotropein,** a local anesthetic **b. salicin,** see *populin* **b.-tropein,** $C_6H_{14}(C_6H_5CO)NO$, silky, acicular needles, it is a local anesthetic.

benzyl (*ben'-zil*) [*benzoin*], C_7H_7. A univalent hydrocarbon radical that does not exist in the free state, but in combination forms a considerable number of compounds. **b. alcohol.** See *alcohol, benzyl*

benzyl benzoate. The benzyl alcohol ester of benzoic acid; it is said to be antispasmodic, and beneficial in biliary, renal or uterine colic.

benzyl succinate. The dibenzyl ester of succinic acid; it is said to be antispasmodic, and beneficial in biliary, renal, or uterine colic.

benzylets (*ben'-zil-ets*). Trade name of a soluble gelatin globule containing benzyl benzoate.

benzylic (*ben-zil'-ik*). Relating to or prepared with benzyl.

benzylidene (*ben-zil'-id-ēn*) [*benzoin*], C_7H_6. A bivalent hydrocarbon radical derived from benzoin compounds.

Beral's apparatus. In pharmacy, an apparatus for effecting lixiviation.

Béraneck's tuberculin (*ba-ran-ek'*) [Edmond *Béraneck*, Swiss bacteriologist, 1859–]. A tuberculin made from two filtrates of tubercle bacilli, one extracted with lime, the other with phosphoric acid.

Bérard's aneurysm (*ba-rar'*) [Auguste *Bérard*, French surgeon, 1802–1846]. A varicose aneurysm having its sac in the tissue immediately surrounding the vein.

Béraud's ligament (*ba-ro'*) [Bruno Jean Jacques *Béraud*, French surgeon, 1825–1865]. The suspensory ligament of the pericardium that is attached to the third and fourth dorsal vertebræ. **B.'s valve,** a fold of mucous membrane found occasionally in the lacrimal sac, which it separates from the nasal duct.

berberine (*ber'-ber-ēn*) [*berberis*], $C_{20}H_{17}NO_4$. An alkaloid found in the bark of *Berberis* and in many other plants. It is recommended as a tonic and antiperiodic, and is an ingredient of various lotions for mucous membranes; it is useful in nasal catarrh, etc. Dose 1–10 gr. (0.065–0.65 Gm.). **b. carbonate,** $C_{41}H_{34}NO_{11}$, crystalline powder, soluble in hot water; it is antiperiodic, stomachic, and tonic. Dose, antiperiodic, 8–15 gr. (0.52–1.0 Gm.); stomachic and tonic, ½–1 gr. (0.032–0.065 Gm.) 3 times daily. **b. hydrochloride,** is used locally in gonorrhea.

berberis (*ber'-ber-is*) [L.]. Barberry. The berberis of the U. S. P. is the root of *Berberis aquifolium* and other species. Its properties are due to an alkaloid, *berberine,* $C_{20}H_{17}NO_4$. It is an astringent, bitter tonic; in large doses, a cathartic. It has been used locally in conjunctivitis, and internally in malarial and typhoid fevers. **b., fluidextract of** (*fluidextractum berberidis*, U. S. P.). Dose 5–30 min. (0 32–2 0 Cc.). **b., tincture of.** Dose 10 min – 1 dr. (0.65–4.0 Cc.).

bergamot, oil of (*bur'-gam-ot*) [*Bergamo*, a town in Italy], $C_{10}H_{16}$. A volatile oil derived from the rind of the *Citrus bergamia.* It is used mainly as a perfume and as a clearing-agent in histological work.

bergapten (*bur-gap'-ten*), $C_{12}H_8O_4$. A solid, greasy compound obtained from bergamot oil, being the lactone of burgaptenic acid. It melts at 188° C Syn., *bergamilene; bergamot camphor.*

Bergenhem's operation (*bār'-gen-hem*) [B. *Bergenhem*, Swedish surgeon]. An implantation of the ureter into the rectum.

bergenin (*bur'-jen-in*) [*Bergenia*, a genus of plants], $C_8H_8O_5H_2O$. A bitter, crystalline substance, obtained from various species of saxifrage, melting at 140° C. It is said to be a nerve tonic, with action intermediate between that of salicylic acid and of quinine

Berger's method (*bār'-zher*) [Paul *Berger*, French surgeon, 1845–]. Suture of the fragment in cases of transverse fracture of the patella.

Berger's paresthesia (*bār'-ja*) [Emil *Berger*, Austrian physician]. Paresthesia in youthful subjects, of one or both lower extremities, without objective symptoms, accompanied by weakness. **B.'s sign,** an elliptical or irregular shape of the pupil sometimes seen in the early stage of tabes and paralytic dementia and in paralysis of the third cranial nerve.

Bergeron's disease (*bār-ja-ron*) [Étienne Jules *Bergeron*, French physician, 1817–1900]. An affection characterized by abrupt, lightning-like, muscular contractions, independent of the will and limited ordinarily to the head and arms, involving at times the two extremities of one side. Like Dubini's disease, it is also known as "electric chorea."

Bergeron-Henoch's chorea. See *Bergeron's disease.*

Bergmann's fibers. B.-Deiters' fibers (*bārg'-man*) [Ernst von *Bergmann*, German surgeon, 1836–1907]. The processes of certain superficial neuroglia cells of the cerebellum which radiate toward the surface and are connected with the pia. **B. incision.** An oblique incision

to expose kidney. From outer edge of the erector spinæ at level of 12th rib downward and outward toward the junction of the outer and middle third of Poupart's ligament.

Bergonié's method (*bār-gon-e-a'*) [French physician]. General faradization in obesity.

beriberi (*ber'-e-ber-e*) [Singhalese, *bers*, weakness]. An infectious disease, endemic in various countries of Asia (Ceylon, India, China, Japan), Africa, and Australia, and presenting the features of a multiple neuritis. Bad food and defective hygienic conditions are predisposing causes; the true etiological factor is probably a microorganism. Syn., *kakké; myelopathia tropica; panneuritis epidemica.* **b., dropsical.** See *uncinariasis.* **b., pseudo-,** Gibbs' name for a disease endemic in the Singapore Lunatic Asylum, which prevails during the wet season and attacks Asiatics only. It is not contagious, is marked by slight anemia, considerable soft anasarca, and tendency to sudden death from shock. The softness of the edema, lack of spastic and paralytic conditions, and rapidity of recovery distinguish it from beriberi. Incubation is from one to two days. **b., web,** that marked by anemia and dropsy without paralysis.

Berkefeld filter (*berk'-felt*). A filter of diatomaceous earth used to filter out bacteria and so obtain a sterile filtrate.

Berlin's disease [Rudolf *Berlin*, German ophthalmologist, 1833–1907]. Commotio retinæ; traumatic edema of the retina.

Bernard's canal or **duct** (*bur-nar'*) [Claude *Bernard*, French physiologist, 1813–1878]. The supplementary duct of the pancreas. **B.'s center,** the "diabetic center" in the floor of the fourth ventricle. **B.'s granular layer,** the deep layer of cells lining the acini of the pancreas. It looks granular and stains but slightly with carmine. **B.'s puncture,** the puncture of a definite spot in the floor of the fourth cerebral ventricle for the production of artificial diabetes

Bernays' aseptic sponge (*bur'-nay*) [Augustus Charles *Bernays*, American surgeon, 1854–1907] Small discs of cotton fiber which have been subjected to great pressure; when placed in water, they enlarge 12 to 15 times. Employed as controlling agents in nasal hemorrhage.

Bernhardt's paresthesia (*burn'-hart*) [Martin *Bernhardt*, German neurologist, 1844–]. Abnormal sensations, especially of numbness, with hyperesthesia and pain on exertion, in the region supplied by the external cutaneous nerve of the thigh.

Bernhardt-Roth's symptom-complex. See *Bernhardt's paresthesia.*

Bernheimer's fibers (*burn'-hi-mer*) [Stefan *Bernheimer*, Austrian ophthalmologist, 1861–]. A tract of nerve-fibers extending from the optic tract to Luys' body.

berry (*ber'-e*). An indehiscent fruit with a succulent pericarp, as the grape and gooseberry.

Berthelot's test for phenol (*bur-thel-o'*) [Marcellin Pierre Eugène *Berthelot*, French chemist, 1827–1907]. An ammoniacal solution of phenol treated with sodium hypochlorite produces a beautiful blue coloration.

Berthollet's fluid (*bur-tol-a'*) [Claude Louis *Berthollet*, French chemist, 1748–1822]. A mixture of sodium chloride solution and sodium hypochlorite solution. **B.'s law,** when two salts in solution can, by double decomposition, produce a salt less soluble than either, this salt will be produced.

bertillonage (*ber-til-lon-a(h)j*) [Alphonse *Bertillon*, French anthropologist, 1853–1914]. A system of carefully recorded measurements and descriptions of criminals, for the purpose of future identification, adopted by the police of many countries.

Bertin, bones of (*bur-tan'*) [Exupère Joseph *Bertin*, French anatomist, 1712–1781]. The sphenoid turbinated bones, partly closing the sphenoid sinuses. **B., column of,** a cortical column of the kidney; the part separating the medullary pyramids. **B., ligament of,** the iliofemoral ligament.

beryllium (*ber-il'-e-um*) [βήρυλλος, beryl]. A bivalent metal obtained from the beryl, whence its name. Syn., *glucinum.* See *elements,* p. 452.

Berzelius' test for albumin (*bur-ze'-le-us*) [Johan Jacob *Berzelius*, Swedish chemist, 1779–1848]. All albuminous substances (except peptone) are precipitated from their aqueous solutions by metaphosphoric acid in freshly prepared concentrated solution.

besetment (*be-set'-ment*). An obsession.

besiclometer (*bes-ik-lom'-et-er*) [Fr., *besicles*, spectacle's; μέτρον, measure]. An instrument used by opticians for measuring the forehead to obtain the proper width for spectacle frames.

Besnier's rheumatism (*ba-ne-a'*) [Jules *Besnier*, French physician]. Simple chronic articular rheumatism; chronic arthrosynovitis.

Best's operation [Vans *Best*, Scotch surgeon, 1836–1875]. Subcutaneous suture of the abdominal ring in cases of hernia.

bestiality (*bes-te-al'-it-e*) [*bestia*, a beast]. Sexual intercourse with an animal.

Bestucheff's mixture, B.'s tincture (*bes'-tu-shef*) [Alexei Petrovich *Bestucheff*, Russian general, 1693–1766]. The ethereal tincture of iron chloride, used in erysipelas. It is made as follows. Tincture of iron chloride, 1 part; spirit of nitrous ether, 4 parts. Mix and expose to the rays of the sun in well-closed bottles until the brownish color disappears. The dose is from 1 to 2 teaspoonfuls every 3 hours.

beta (*be'-tah*) [L.] 1. The beet. 2. The second letter of the Greek alphabet, used in chemical nomenclature to indicate the second of two isomeric compounds.

betacaine (*be'-tah-kān*). Same as eucaine hydrochloride, *q. v.*

betacism (*be'-tas-izm*) [*beta*, β, second letter of Greek alphabet] Over-use of the *b*-sound in speech, or conversion of other sounds into it.

beta-eucaine (*be-tah-u'-kān*). A local anesthetic used in place of cocaine.

beta-hypophamine (*hi-pof'-am-in*). Same as *vasopressin.*

betaine (*be'-ta-in*). A ptomaine, $C_5H_{11}NO_2$, obtained from certain animal and vegetable substances, including the beet.

betaines (*bet'-ānz*). Amino-acids in which the nitrogen atom is united to methyl group in place of hydrogen groups.

betanaphthol (*be-tah-naf'-thol*). See *naphthol.* **b. bismuth,** a preparation containing 80% of bismuth oxide and 20% of betanaphthol. It is a brown powder, insoluble in water, and decomposed into its component parts in the intestine, the betanaphthol being absorbed and discharged with the urine, while the bismuth is evacuated with the stools. It is an intestinal antiseptic. Dose 15–45 gr. (1–3 Gm.). **b. benzoate,** the benzoic ester of betanaphthol; used internally as an intestinal antiseptic, and externally as a parasiticide. **b. carbonate,** $CO(OC_{10}H_7)_2$, a dinaphthyl ester of carbonic acid obtained by the action of phosgene on betanaphthol sodium.

It is used as an intestinal antiseptic. **b. lactate,** lactol. **b. salicylate,** the salicylic acid ester of betanaphthol; used as an internal antiseptic.

betanaphthyl, same as *betanaphthol, q. v.*

betel (*be'-tel*) [E. Ind.]. A masticatory used in the East. A few grains of the nut of the catechu palm. *Areca catechu,* are rolled up with a small amount of quicklime in a leaf of *Piper betel,* and chewed. It is tonic, astringent, stimulant, and aphrodisiac, and seems to increase the powers of endurance. Dose of *fluidextract* 1–3 dr. (4–12 Cc.)

Bethea's sign (*beth-ay'*) [Oscar W. *Bethea,* American physician, contemporary]. "When the examiner standing back of the patient places his fingers so that the tips rest on the upper surfaces of corresponding ribs high up in the patient's axillae, unilateral impairment of expansion is accurately indicated by the lessened degree of respiratory movement of the rib on the side affected."

bethroot (*beth-root'*). The rhizome of *Trillium erecta,* astringent and tonic. Dose of *fluidextract* ♏ xxx–℥j. *Trilisin,* a concentrated ext. Dose gr. ij–iv

betin (*be'-tin*) [*beta,* a beet]. A precipitate prepared from a tincture of the common beet. It has been proposed as a substitute for ergot

betol (*be'-tol*), $C_{11}H_{7}O.C_{7}H_{6}O_{2}$. A salicylic ether of naphthol, used in rheumatism and cystitis. It resembles salicylic acid in its properties Dose 10–15 gr. (0.65–1 0 Gm.). Syn , *naphthalol, salinaphthol.*

betony (*bet'-on-e*). The leaves of *Stachys betonica,* formerly used as an emetic, expectorant, cathartic and for various other purposes.

Bettendorff's test for arsenic (*bet'-en-dorf*) [Anton Joseph Hubert Maria *Bettendorff,* German chemist, 1839–] On heating a solution of stannous chloride in concentrated hydrochloric acid, specific gravity 1.19, with a solution of arsenic or arsenous acids in strong hydrochloric acid, a brownish turbidity or precipitate of metallic arsenic and tin is yielded.

Bettmann's test. Same as *Bettendorff's test.*

betula (*bet'-ū-lah*) [*betula,* birch]. See *birch.*

betulase (*bet'-ū-lās*). See *gaultherase.*

betulin (*bet'-ū-lin*) [*betula,* birch], $C_{36}H_{60}O_{3}$. Birch-resin, or birch-camphor, derived from the bark of the white birch.

betulol (*bet'-u-lol*). An application for the treatment of rheumatism, said to be more quickly absorbed than oil of wintergreen. Syn., *methyl-oleo-salicylate.*

between-brain. The interbrain; also the midbrain; the diencephalon.

Betz, giant cells of (*bets*) [Philipp Friedrich *Betz,* German physician, 1819–]. Large ganglion-cells found in the deeper layers of the cortex, especially in the ascending frontal convolution and the paracentral lobule. They are usually arranged in small groups of from three to five that are known as *Betz's nests.*

Bevan's incision. To expose the gall-bladder. A vertical incision along the outer border of right rectus muscle.

bex (*beks*) [βήξ, a cough]. A cough, or disease characterized by coughing. **b. convulsiva,** whooping-cough. **b. theriodes,** synonym of *whooping-cough.*

bezoar (*be'-zo-ar*) [Pers., *pādzahr,* the bezoar-stone, supposed antidote for poison]. A concretion found in the stomach or intestine of some animals (especially ruminants), formerly believed to be efficacious in preventing the fatal effects of poison. **b., oriental,** a hard, round concretion obtained from the intestine of the gazelle and other ruminants. It consists of concentric layers of resinous matter which burn with an agreeable odor; it is valued in the East for supposed medicinal properties.

Bezold's ganglion (*be'-zölt*) [Friedrich *Bezold,* German otologist, 1842–1908]. A ganglion in the interauricular septum of the frog's heart. **B.'s mastoiditis,** destruction of the apex of the mastoid process with a tendency to the formation of an abscess in the neck. **B.'s perforation,** perforation on the inner surface of the mastoid, with formation of an abscess under the sterno-mastoid. **B.'s symptom,** the appearance of an inflammatory swelling a short distance below the apex of the mastoid process is evidence of mastoid suppuration. See *Bezold's mastoiditis, B.'s perforation.* **B.'s triad,** diminished or delayed bone conduction, diminished appreciation of low tones, and negative Rinne's test, all together indicating otosclerosis.

BF. [Fr. *bouillon filtré,* filtered broth or bouillon]. Same as *Denys' tuberculin.*

B. H. Abbreviation of Board of Health.

bhang (*bang*). See *cannabis indica.*

bhel (*bel*). See *bel.*

B. Hy. Abbreviation for Bachelor of Hygiene.

B. I. Abbreviation for base (of prism) in.

Bi. Chemical symbol of *bismuth.*

bi- [*bis,* twice] A prefix meaning two, twice, double.

biacuminate (*bi-ak-ū'-min-āt*) [*bi-; acuminatus,* pointed]. Having two diverging pointed ends.

bialate (*bi-a'-lāt*) [*bi-; ala,* a wing]. Having two wings or wing-like appendages.

Bial's test for pentose (*be'-al*). Reagent· To 500 Cc. of 30% HCl add 1 Gm. of orcin and 25 drops of 10% ferric chloride solution. Four to 5 Cc. of this reagent are heated to the boiling point and withdrawn from the flame. Add the suspected urine drop by drop, up to 1 Cc. or less; a green color will appear if pentose be present. If dextrose be present in the urine it should first be removed by fermentation with a pure culture of yeast.

bialuminate (*bi-al-ū'-min-āt*) [*bi-; aluminum*]. A salt of aluminum containing two equivalents of aluminum combined with one of acid.

Bianchi's nodules (*be-ahn'-ke*) [Giovanni Batista *Bianchi,* Italian anatomist, 1681–1761]. Same as corpora Arantii; see under *Arantius*

biangulate (*bi-ang'-ū-lāt*) [*bi-; angulus,* an angle]. With two angles.

biapiculate (*bi-ap-ik'-ū-lāt*) [*bi-; apex,* the summit]. With two summits.

biarsenate (*bi-ar'-sen-āt*) [*bi-; arsenic.*] An acid arsenate containing two atoms of hydrogen.

biarticulate (*bi-ar-tik'-ū-lāt*) [*bi-; articulus,* a joint]. Having a double joint.

biasteriac, biasterial, biasteric (*bi-as-ter'-e-ak, bi-as-te'-re-al, bi-as-ter'-ik*) [*bi-; asterion,* a craniometric point]. Relating to the asterion on each side of the skull; extending between the two asterions.

biauricular (*bi-aw-rik'-ū-lar*) [*bi-; auricula,* the ear]. Relating to two auricles or to two corresponding auricular points.

biaurite (*bi-aw'-rīt*) [*bi-; auris,* the ear]. Furnished with two ears or ear-like projections.

biaxial (*bi-aks'-e-al*) [*bis,* twice; *axis*]. Furnished with two axes.

bib. A portion of a red blood-corpuscle adherent to the crescent bodies of the blood, observed in malaria.

bibasic (*bi-ba'-sik*) [*bi-; basis*, a base]. Having two hydrogen atoms replaceable by bases, as certain acids; dibasic

biberin (*bib'-ur-in*). Same as *bebeerin*.

bibiru bark (*bib-e'-roo*). See *bebeeru*.

bibliography (*bib-le-og'-ra-fe*) [*βιβλιον*, a book; *γραφειν*, to write]. A classified list of references, books, or authorities on any subject.

bibliophobia (*bib-le-o-fo'-be-ah*) [*βιβλιον*, a book; *φόβος*, dread]. Morbid dislike of books.

biborate (*bi-bo'-rāt*). See *pyroborate*.

$BiBr_3$. Bismuth bromide.

bibromide (*bi-bro'-mid*). A compound of bromine with a radical or element containing twice as much bromine as another similar compound.

bibulous (*bib'-ū-lus*) [*bibere*, to drink]. Having the property of absorbing moisture. **b. paper**, blotting paper

bicalcarate (*bi-kal'-kar-āt*) [*bi-; calcar*, a spur] Furnished with two spurs or spur-like projections.

bicameral (*bi-kam'-er-al*) [*bi-; camera*, a vault]. Having two compartments.

bicapitate (*bi-kap'-it-āt*) [*bi-; caput*, a head]. Having two heads; bicephalous, dicephalous.

bicapsular (*bi-kap'-sū-lar*) [*bi-; capsula*, a capsule]. Having two capsules.

bicarbonate (*bi-kar'-bon-āt*) [*bi-; carbonate*]. Any salt of carbonic acid in which only one of the hydrogen atoms has been replaced by a base.

bicaudal, bicaudate (*bi-kaw'dal, bi-kaw'-dāt*) [*bi-; cauda*, tail]. Having two tails or appendages.

bicavitary (*bi-kav'-it-a-re*) [*bi-; cavitas*, a cavity]. Having two cavities

bicellular (*bi-sel'-ū-lar*) [*bi-; cella*, a cell]. Composed of two cells.

bicephalic, bicephalous (*bi-sef-al'-ik, bi-sef'-al-us*). See *dicephalous*.

bicephalus. See *dicephalus*.

biceps (*bi'-seps*) [*bi-; caput*, head]. Having two heads, a term applied to several muscles, as *b. brachii*, *b. flexor cruris*.

biceptor (*bi-sep'-tor*) [*bi-; receptor*]. A receptor having two complementophile groups.

Bichat, canal of (*be'-shah*) [Marie François Xavier *Bichat*, French anatomist, 1771–1802]. A canal which was supposed by Bichat to exist between the subarachnoid space and the third ventricle. **B., fat-ball of,** the buccal fat-pad, a mass of fat lying in the space between the buccinator and the anterior border of the masseter; it is especially well developed in infants. **B., fissure of,** the transverse curved fissure passing below the splenium; its extremities correspond to the beginning of the Sylvian fissure. It affords passage to the pia, which forms within the hemispheres the tela choroidea and choroid plexus. **B., foramen of,** one connecting the subarachnoid space and third ventricle; it transmits the cerebrospinal fluid. **B., membrane of,** the subendothelial fibroelastic layer of the tunica intima of an artery. **B., tunic of,** the intima of the blood-vessels.

bichlorid. See *bichloride*.

bichloride (*bi-klo'-rid*) [*bi-; chlorine*]. A salt containing two equivalents of chlorine.

bicho (*be'-cho*). Epidemic gangrenous inflammation of the rectum.

bichromate (*bi-kro'-māt*) [*bi-; chromium*]. A salt containing two equivalents of chromium.

biciliate (*bi-sil'-e-āt*) [*bi-; cilia*]. Having two cilia.

bicinctus, bicingulatus (*bi-sink'-tus, bi-sin-gū-la'-tus*) [*bi-; cingere*, to gird]. Having two zones or belts.

bicipital, bicipitous (*bi-sip'-it-al, -us*) [*biceps* double-headed]. 1. With two heads. 2. Relating to one of the biceps muscles.

$BiCl_3$. Bismuth chloride

biclavate (*bi-klā'-vāt*) [*bi-; clava*, a club]. Clubbed at each end. **b.-bihamate,** with the two club-shaped ends bent toward each other. **b.-cylindrical,** cylindrical and with clubbed ends.

$Bi_2(CO_3)_3$. Bismuth carbonate.

biconcave (*bi-kon'-kāv*). Hollow on both surfaces.

biconvex (*bi-kon'-veks*). Rounded on both surfaces.

bicornuate (*bi-kor'-nū-āt*) [*bicornutus*, with two horns]. Having two horns, as a *bicornuate* uterus.

bicorporal, bicorporate, bicorporated (*bi-kor'-por-al, -āt, -ā-ted*) [*bi-; corpus*, a body]. Consisting of two bodies.

bicrescentic (*bi-kres-en'-tik*) [*bis*, twice; *crescere*, to grow]. Applied to a tooth having two ridges in the form of a double crescent.

bicrural (*bi-kru'-ral*) [*bi-; crus*, a leg]. Having two legs or leg-like processes.

bicuspid (*bi-kus'-pid*) [*bi-; cuspis*, the point of a spear] Having two cusps, as *bicuspid* teeth. **b. valve,** the mitral valve of the heart.

bicyanate (*bi-si'-an-āt*) [*bi-; cyanogen*]. A salt having two equivalents of cyanic acid and one of a base.

b. i. d. Abbreviation of the Latin *bis in die*, twice daily.

bidacryc (*bi-dak'-rik*) [*bi-; dacryon*]. In craniometry, relating to the two dacryons.

Bidder, ganglion of (*bid'-er*) [Friedrich Heinrich *Bidder*, German anatomist, 1810–1894]. An accumulation of ganglion-cells in the interauricular septum and the auriculoventricular groove of the frog's heart.

bidental (*bi-den'-tal*) [*bi-; dens*, a tooth]. Having two teeth or tooth-like prominences.

bidet (*be-det'* or *be'-da*) [Fr., "pony"]. A tub or basin with fixed attachments for the administering of injections, also for use as a sitz-bath or hip-bath.

bidigital (*bi-dij'-it-al*) [*bi-; digitus*, a finger]. Referring to the tip of a finger of each hand.

Bieber's reagent. Equal volumes concentrated sulphuric acid, red nitric acid, and water.

Biebrich scarlet (*be-brik*). Scarlet red, *q. v.*

Biedert's cream mixture (*be'-dārt*). An infant's food made by mixing 4 oz. of cream with 12 oz. of warm water, and adding ½ oz. of milk-sugar. It contains 1% of casein, 2.5% of fat, and 3.8% of sugar. As the child grows older a larger proportion of milk is added.

Bieg's entotic test (*bēg*). When words are audible only on being spoken into an ear-trumpet connected with a catheter placed in the Eustachian tube, but not through the ear-trumpet as ordinarily applied, there is a probable lesion of the malleus or incus which interferes with conduction.

bielectrolysis (*bi-e-lek-trol'-is-is*) [*bi; ἠλεκτρον*, amber; *λυσις*, resolution]. The electrolysis of two substances at the same time.

biennial (*bi-en'-e-al*) [*bi; annus*, a year] Every two years. In botany, plants that produce foliage and a root-stalk the first year, flowering and maturing the second.

Biermer's anemia (*bēr'-mer*) [Anton *Biermer*, German physician, 1827–1892]. Pernicious an-

emia. B.'s change of pitch, in hydropneumothorax the tympanitic sound is lower in pitch when patient sits than when lying down.

Biermerin (*bēr'-mer-in*). A hematopoietic hormone in normal gastric juice. Injected, it stimulates the bone marrow

Biernacki's symptom (*bēr'-nak-e*) [Edmond Adolfovich *Biernacki*, Russian pathologist, 1866–1912] Analgesia of the ulnar nerve at the elbow; it is observed in tabes dorsalis and paretic dementia.

Bier's cups (*bēr*) [August Karl Gustav *Bier*, German surgeon, 1861–]. Glass appliances used to produce Bier's hyperemia. **B.'s hyperemia.** A method of treatment by artificial production of passive congestion in the part diseased. **B.'s local anesthesia.** 1. Anesthesia in a limb produced by intravenous injections of ½% cocaine after the part has been rendered bloodless by elevation and constriction. 2. Anesthesia of the lower part of the body produced by the injection of an anesthetic agent into the spinal membranes.

Biesiadecki's fossa (*be-es-e-ah-dek'-e*) [Alfred von *Biesiadecki*, Russian physician, 1839–1888]. A peritoneal recess which is bounded in front by a more or less well-defined fold, the inner surface of which looks upward over the psoas toward the root of the mesentery, the outer extending toward the crest of the ilium. Syn , *fossa iliacosubfascialis*.

Biett's collar (*be-et'-*) [Laurent Theodore *Biett*, Swiss physician, 1781–1840]. A zone of lenticulopapular syphilide on the neck.

bifacial (*bi-fa'-shal*) [*bi-; facies*, a face]. Having the opposite surfaces similar.

bifarious (*bi-fa'-re-us*) [*bifarius*]. Twofold; arranged in two more or less regular series or rows.

Biffi's test for bile. Acidify 150 to 200 Cc. of urine with sulphuric acid; add drop by drop a 5% barium chloride solution, using about 30 drops to every 100 Cc. of urine. Pour off the liquid and collect the soft precipitate on absorbent cotton and spread evenly. Place a crystal of potassium dichromate upon the surface of the precipitate, and in the presence of bile a green ring will form around the crystal, changing to blue and then to red. A small amount of albumin will not interfere with the test, but if much is present, the use of a saturated solution of sodium sulphate is recommended instead of the sulphuric acid.

bifid (*bi'-fid*) [*bi-; findere*, to cleave]. Divided into two parts; cleft, as *bifid* uvula. **b. spine,** spina bifida **b. tongue,** one cleft longitudinally.

bifissile (*bi-fis'-il*) [*bi-; findere*, to split]. Parting naturally into halves.

bifistular, bifistulous (*bi-fis'-tu-lar, -lus*) [*bi-; fistula*, a pipe]. With two tubes.

biflagellate (*bi-flaj'-el-āt*) [*bi-; flagellum*, a whip]. Furnished with two flagella.

bifocal (*bi-fo'-kal*) [*bi-; focus*, a point]. Having a double focus. Applied to a system of lenses or spectacle-glasses with two foci, chiefly used for the correction of presbyopia, when there is at the same time an error of refraction for distant vision. The distance lens is above that for near-work. These are sometimes called *pantoscopic lenses*, and also *Franklin spectacles*, because the device was first made by Benjamin Franklin. They are also called *cement lenses*, because now made by cementing the lower segment to the distance lens.

biforate (*bi-fo'-rāt*) [*bi-; foratus*, perforated]. Having two foramina.

biformity (*bi-form'-it-e*). The condition of being dimorphous.

biforous (*bi'-for-us*). 1. See *biforate*. 2. Having two valves.

bifurcate (*bi-fur'-kāt*) [*bi-; furca*, a fork]. Divided into two, like a fork.

bifurcation (*bi-fur-ka'-shun*) [see *bifurcate*]. Division into two branches, as of the trachea for the aorta.

bigaster (*bi-gas'-ter*). See *biventer*.

Bigelovia (*big-lo'-ve-ah*) [Jacob *Bigelow*, American botanist, 1787–1879]. A genus of compositeflowered plants. See *Damiana*.

Bigelow's ligament (*big'-el-o*) [Henry Jacob *Bigelow*, American surgeon, 1816–1890]. The Y-ligament of the hip-joint; iliofemoral ligament **B.'s operation,** lithotripsy. **B.'s septum,** the calcar femorale, a nearly vertical spur of compact tissue in the neck of the femur, a little in front of the lesser trochanter.

bigeminal, bigeminous (*bi-jem'-in-al, -us*) [*bi-; geminare*, to double]. Occurring in two pairs. **b. bodies,** the anterior pair of the corpora quadrigemina of the brain.

bigeminum (*bi-jem'-in-um*) [*bi*, two; *geminus*, a twin]. One of the corpora bigemina of the brain.

bihastate, bihastatus (*bi-has'-tāt, bi-has-ta'-tus*) [*bi-; hasta*, a lance] With two lance-shaped processes.

bilabe (*bi'-lāb*) [*bi-; labium*, lip]. A surgical instrument for removing foreign bodies from the bladder through the urethra.

bilamellar, bilamellate, bilamellated (*bi-lam-el'-ar, -āt, -el-a'-ted*) [*bi-; lamella*, a plate] Consisting of two thin plates.

bilaminar, bilaminate (*bi-lam'-in-ar, -āt*) [*bi-; lamina*, a sheet]. Composed of two layers.

bilateral (*bi-lat'-er-al*) [*bi-; latus*, a side] Relating to two sides; pertaining to or affecting both sides of the body. **b. symmetry,** the symmetry of right and left halves

bilateralism (*bi-lat'-er-al-izm*) [see *bilateral*]. Bilateral symmetry

bile (*bīl*) [*bilis*, the bile]. The substance secreted by the liver. It is mucilaginous, golden-brown, and is composed of biliary salts, cholesterin, mucus, and certain pigments. The principal salts are the sodium salts of taurocholic acid and glycocholic acid The taste of bile is intensely bitter, its reaction feebly alkaline, and its density from 1026 to 1032. **b. acids, tests for.** See *Drechsel, Mylius, Pettenkofer, Strassburg, v Udransky*. **b., crystallized,** Plattner's name for sodium taurocholate. **b., cystic,** bile contained in the gall-bladder as distinguished from that which is transmitted directly from the liver to the duodenum. **b., glastine,** that of a bluish color, so called from *glastum*, or woad (*Isatis tinctoria*), used for dyeing blue **b., hepatic,** that which is transmitted directly from the liver to the duodenum without entering the gall-bladder. **b.-pigments,** the coloring-matters of the bile. For tests see *Barral, Capranica, Cunisset, Dragendorff, Dumontpallier, Fleischl, Gluzinski, Gmelin, Huppert, Jolles, Maréchal, Le Nobel, Rosenbach, Smith, Stokvis, Trousseau, Ultzmann, Vitalli*.

bilein (*bil'-e-in*). A mixture of the essential salts of the bile.

Bilharzia (*bil-har'-ze-ah*) [Theodor *Bilhars*, German physician, 1825–1862]. A genus of trematode worms, established by Cobbold, characterized by having the sexes separate. **B. hæmatobia.** See *distoma hæmatobium*.

bilharziasis, bilharziosis (*bil-har-zi'-as-is, bil-har-ze-o'-sis*) [*Bilharzia*]. The group of symptoms produced by the presence in the intestine of worms of the genus *Bilharzia*.

bili- (*bil'-e*). A prefix denoting relating to the bile.

biliary (*bil'-e-a-re*) [*bile*]. Pertaining to the bile; conveying the bile. **b. acids,** glycocholic and taurocholic acids. **b. calculus,** a gall-stone. **b. colic,** colic produced by the passage of gall-stones. **b., diabetes,** Hanot's disease, or hypertrophic cirrhosis of the liver with icterus. **b. ducts,** the hepatic and cystic ducts and the ductus communis choledochus, together with the small ducts in the liver itself.

biliation (*bil-e-a'-shun*) [*bile*]. The secretion or excretion of bile.

bilicyanin (*bil-e-si'-an-in*) [*bili-; κυάνεος*, blue]. A blue pigment obtained from biliverdin. Syn., *cholecyanin; choleverdin*.

bilification (*bil-if-ik-a'-shun*) [*bili-; facere*, to make]. The formation of bile.

biliflavin (*bil-e-fla'-vin*) [*bili-; flavus*, yellow]. A yellow coloring-matter derivable from biliverdin.

bilifulvin (*bil-e-ful'-vin*) [*bili-; fulvus*, reddish yellow]. An impure form of bilirubin; also a yellow bile color from ox-gall, not normally present in human bile.

bilifuscin (*bil-e-fus'-in*) [*bili-; fuscus*, bronw]. $C_{16}H_{20}N_2O_4$. A pigment occurring in bile and in gall-stones.

biligulate, biligulatus (*bi-lig'-ū-lāt, bi-lig-ū-lā'-tus*) [*bi-; ligula*, a little tongue]. Formed like two tongues or having two tongue-like processes.

bilihumin (*bil-e-hū'-min*) [*bili-; humus*, earth]. An insoluble residue left after treating gall-stones with various solvents.

bilin (*bi'-lin*) [*bile*]. A mixture of sodium taurocholate and glycocholate, forming a constituent of the bile.

bilineurin (*bil-e-nū'-rin*). Cholin.

bilious (*bil'-yus*) [*biliosus*, full of bile]. 1. Pertaining to bile. 2. A term popularly applied to disorders supposed to arise from a too free secretion of bile. **b. fever,** a remittent fever characterized by the vomiting of bile.

biliousness (*bil'-yus-nes*) [*bilious*]. A popular name for a condition characterized by anorexia, constipation, coated tongue, lassitude, and headache, and supposed to be due to disorders in the secretion and flow of bile.

biliphein (*bil-e-fe'-in*) [*bilis*, bile; *φαλος*, gray]. A supposed bile-color, now regarded as an impure bilirubin; called also *cholophein*.

biliprasin (*bil-e-pra'-sin*) [*bili-; πράσινος*, leek-green], $C_{16}H_{22}N_2O_6$. A pigment occurring in gall-stones, icteric urine, and bile.

bilipurpin, or **pilipurpurin** (*bil-e-per'-pin, bil-e-per'-pū-rin*) [*bilis*, bile; *purpura*, purple]. A purple coloring-matter derivable from biliverdin.

bilipyrrhin (*bil-e-pir'-in*). See *cholepyrrhin*.

bilirubin (*bil-e-roo'-bin*) [*bili-; ruber*, red], $C_{16}H_{20}N_2O_3$. A red coloring-matter, the chief pigment of the bile, and also found in the urine in jaundice. It is insoluble in water, and almost so in ether and alcohol, but it is readily soluble in alkaline solutions. It crystallizes in rhombic plates or prisms.

bilirubinemia (*bil-e-roo-bin-e'-me-ah*) [*bilirubin; αἷμα*, blood]. The presence of bilirubin in the blood

bilirubinuria (*bil-e-roo-bin-ū'-re-ah*) [*bilirubin; urine*]. Presence of bilirubin in the urine.

bilis (*bi'-lis*). Bile, gall. **b. bubula,** ox-gall.

biliverdin (*bil-e-ver'-din*) [*bili-; viridis*, green], $C_{32}H_{20}N_2O_8$, or $C_8N_2NO_2$. A green pigment, the first product of the oxidation of bilirubin. It gives the characteristic color to the bile of herbivora, and occurs in the urine in jaundice and in gall-stones.

bilixanthin (*bil-e-zan'-thin*). See *choletelin*.

Billroth's anesthetic (*bil'-rōt*) [Christian Albert Theodor *Billroth*, Austrian surgeon, 1829–1894]. A mixture containing chloroform 3 parts, and alcohol and ether, each 1 part. **B.'s cambric,** a cotton fabric so prepared that it can replace the gutta percha tissue and oiled silk formerly used in dressing wounds. **B.'s disease.** 1. Spurious meningocele. 2. Malignant lymphoma. **B.'s mixture,** see *B.'s anesthetic*. **B.'s operation,** pylorectomy: a parietal incision is made in almost a transverse direction; the divided walls of the stomach and bowel are brought together and united by sutures on the side of the greater curvature of the stomach. **B.'s suture,** the button hole stitch.

bilobate (*bi-lo'-bāt*) [*bi-; λοβός*, a lobe]. With two lobes; divided into two lobes.

bilobular (*bi-lob'-ū-lar*) [*bi.* two; *lobulus*, lobule]. Having two lobules.

bilocular (*bi-lok'-ū-lar*) [*bi-; loculus*, a little place]. Having two cells; divided into two compartments; biloculate.

bimaculate (*bi-mak'-ū-lāt*) [*bi-; macula*, a spot]. Marked with two spots.



CHRISTIAN ALBERT THEODOR BILLROTH.

bimalar (*bi-ma'-lar*). Extending between the two malar bones.

bimalate (*bi-mal'-āt*). In a series of malates, that one which contains twice the amount of malic acid that the first one of the series does.

bimanous (*bi-ma'-nus*) [*bi-; manus*, a hand]. Having two hands.

bimanual (*bi-man'-ū-al*) [*bi-; manus*, a hand]. With both hands; two-handed. **b. palpation,** palpation by means of both hands.

bimastoid (*bi-mas'-toid*). Relating to the two mastoid eminences.

bimaxillary (*bi-maks'-il-a-re*). Extending between the two maxillæ.

bimembral (*bi-mem'-bral*) [*bi-; membrum*, a member]. With two limbs.

bimestral (*bi-mes'-tral*) [*bi-; mensis*, month]. Two months old, continuing two months.

bimolybdate (*bi-mol'-ib-dāt*). A molybdate containing twice as much molybdic acid as the corresponding normal molybdate.

bimucous (*bi-mū'-kus*) [*bi-; mucus*, mucus]. Relating to two mucous surfaces.

bimuscular (*bi-mus'-kū-lar*). Having two muscles. Syn., *dimyarious*.

binary (*bi'-nar-e*) [*binus*, a couple]. In chemistry, compounded of two elements. In anatomy, separating into two branches.

binaural (*bin-aw'-ral*) [*bi-; auris*, ear]. Pertaining to or having two ears, used for both ears. **b. stethoscope**, a stethoscope with two tubes, one for each ear.

binauricular (*bin-aw-rik'-u-lar*). See *binaural*.

binder (*bīnd'-er*) [ME., *byndere*]. A wide bandage about the abdomen, worn by women after labor or after celiotomy, to support the abdominal walls **b., mammary**, a sling or suspensory for the mamma

bindweb (*bīnd'-web*). The neuroglia.

Binet's formula (*be-na'*) [Alfred *Binet*, French psychologist 1857–1911]. [Children who are under nine years of age and show a backwardness of more than two years, are probably mental defectives to the extent of being actually feeble-minded; those who are nine years or more and show a backwardness of more than three years are also feeble-minded]

Bing's test [Albert *Bing*, German otologist, 1844–1922]. Let a vibrating tuning-fork be held on the vertex until it has ceased to be audible; then close either ear, and the fork will be heard again for a certain period. If this period of secondary perception is shortened, there exists a lesion of the sound-conducting apparatus, if normal and yet deafness is present, the perceptive apparatus is involved.

biniodide, biniodid (*bin-i'-o-did*). 1. Having two atoms of iodine in the molecule. 2. A binary salt having twice as many atoms of iodine as it has of the other element.

$Bi(NO_3)_3$. Bismuth nitrate.

binocular (*bin-ok'-ū-lar*) [*bi-; oculus*, an eye]. Pertaining to both eyes. In optics, an instrument with two eyepieces for use with both eyes at once. **b. vision**, the faculty of using both eyes synchronously and without diplopia.

binotic (*bin-o'-tik*). See *binaural*.

binovular (*bin-ov'-ū-lar*) [*bi-; ovum*, an egg]. Pertaining to or derived from two ova.

binoxide (*bin-oks'-īd*). See *dioxide*.

binuclear (*bi-nū'-kle-ar*) [*bi-; nucleus*, a kernel]. Having two nuclei.

binucleate (*bi-nū-kle-āt*). Having two nuclei.

binucleolate (*bi-nū-kle'-o-lāt*) [*bi-; nucleolus*, a little kernel]. Having two nucleoli.

Binz's test for quinine in the urine (*bints*) [Karl *Binz*, German chemist, 1832–1912]. The reagent consists of 2 parts of iodine, 1 part of potassium iodide, and 40 parts of water; on being added to the urine, a precipitate is thrown down if quinine is present.

bio- [*βios*, life]. A prefix meaning life.

BiO. Bismuthyl

bio-assay (*bi-o-as-sa'*) [*bio-; assay*]. Estimation of the strength of a drug as compared with a standard sample.

bioblast (*bi'-o-blast*) [*bio-; βλαστός*, a germ]. A plastidule or formative cell; a corpuscle that has not yet become a cell.

bioblastic (*bi-o-blast'-ik*). Relating to bioblasts. **b. theory, Altmann's:** leukocyte granules are considered as definite biological entities, which affect, through oxygen-transmission, both reduction and oxygenation, and thus accomplish the disunions and the syntheses of the economy without sacrificing their own individuality. Cf. *color-analysis*.

(BiO)Br. Bismuthyl bromide.

biocatalyst (*bi-o-kat'-al-ist*) [*bio-; catalyst*]. A name for enzyme.

biochemical (*bi-o-kem'-ik-al*) [see *biochemics*] Pertaining to biological chemistry.

biochemics (*bi-o-kem'-iks*) [*bio-; χημεία*, chemistry]. The chemistry of life. See *biochemy*.

biochemistry (*bi-o-kem'-is-tre*) [see *biochemics*]. The chemistry of the living tissues or of life; physiological chemistry.

biochemy (*bi'-o-kem-e*) [see *biochemics*]. Chemical force as exhibited in living organisms.

biocitin (*bi-os'-it-in*). A preparation of casein and milk sugar with lecithin.

(BiO)Cl. Bismuthyl chloride

$(BiO)_2CO_3$. Bismuthyl carbonate, bismuth subcarbonate

biocolloid (*bi-o-kol'-oyd*) [*bio-; colloid*]. A colloid occurring in plants and animals, and necessary to their continued existence.

bioculate, bioculatus (*bi-ok'-u-lāt, b -ok-u-la'-tus*) [see *binocular*]. Marked by two spots of color different from the chief color.

biod (*bi'-od*) [*βios*, life] 1 Animal magnetism. 2 See *protyl*. 3 Vital force

biodesmus (*bi-od-ez'-mus*) [*bio-; δεσμός*, a bond]. The vital principle regarded as a bond between organisms.

biodynamics (*bi-o-di-nam'-iks*) [*bio-; δύναμις*, power]. The dynamics of life; dynamic biology. See *bionomy*.

biogen (*bi'-o-jen*) [*bio-; γεννᾶν*, to produce]. 1. See *protyl*. 2. See *bioplasm*. 3. See *magnesium dioxide*.

biogene (*bi'-o-jēn*). A soluble casein containing a small amount of phosphates; used as a substitute for bread, in diabetes.

biogenesis (*bi-o-jen'-es-is*) [*bio-; γένεσις*, origin]. The doctrine that living things are produced only from living things—the reverse of abiogenesis.

biogenetic (*bi-o-jen-et'-ik*) [see *biogenesis*]. Pertaining to biogenesis. **b. law**, the fact that a certain tendency directs the drift or trend of development of a being along a line parallel with that of the series of forms ancestral to it. The being in the course of its development briefly recapitulates that of the ancestral series to which it belongs. Syn., *Mueller's law*.

biogeny (*bi-oj'-en-e*) [see *biogenesis*]. In biology, the evolution of organic forms, either considered individually (*ontogeny*) or tribally (*phylogeny*).

biognosis (*bi-og-no'-sis*) [*bio-; γνώσις*, knowledge]. The study of life and its phenomena; biology.

biograph (*bi'-o-graf*) [*bio-; γράφειν*, to write]. An apparatus for securing photographs of animals in motion. Syn., *kinematograph*.

biokinetics (*bi-o-kin-et'-iks*) [*bio-; κίνησις*, motion]. The kinetics of life; the science of the movements of living organisms. See *karyokinesis*.

biolactyl (*bī-o lak'-tĭl*) A commercial preparation of lactic acid bacilli

biologic, biological (*bī o loj'-ĭk -al*) [see *biology*] Pertaining or belonging to biology

biologicals (*bī o loj ĭk als*) Medicinal preparations made from animal tissues juices or serums, they are generally employed hypodermically

biologist (*bī-ol' o jĭst*) [see *biology*] One who is a student of biology

biologos (*bī-ol'-o-gos*) [see *biology*] A name for the intelligent living power displayed in cellular and organic action and reaction

biology (*bī ol' o je*) [*bio-*, λόγος, science] The science of life and living things, it embraces the structure, function, and organization of living forms Syn , *organology, organomy, somiology, zoonomy* **b , dynamic.** See *bionomy* **b , static** See *biostatics*

bioluminescence (*bī-o lu-mĭn-es'-ens*) [*bio-*, *luminescence*] Luminescence caused by living organisms phosphorescence

biolysis (*bī-ol'-ĭs-ĭs*) [*bio-*, λύειν, to loosen] The destruction of life The devitalization of living tissue by the action of living organisms

biolytic (*bī o lĭt'-ĭk*) [*bio* , λύειν to loosen] Destructive to life relating to biolysis

biomagnetism (*bī o mag net ĭzm*) [*bio-*, *magnetism*] Animal magnetism

biomedicine (*bī o med'-ĭs-ĭn*) [*bio-*; *medicine*] Medicine (See *Medicine* 2) based on the study of physiology and physiological chemistry.

biometer (*bī om' et er*) [*bio* μετρον a measure] 1 A table of life expectancy etc upon which the science of life insurance is based 2 An instrument, of the nature of a tuning fork, invented by Dr Collongues for the reproduction and increase of sounds of the body ordinarily perceived by auscultation

biometrics (*bī-o met' rĭks*) [see *biometer*] The science of the body-sounds perceived by auscultation

biometry (*bī-om' et re*) [see *biometer*] Life-measurement, the estimation of the probable duration of any given life form—in the past or future

bion (*bī' on*) [βίος life] A definite physiological individual element or organism Cf *morphon*

Biondi's fluid. A staining medium used in histologic laboratories It is a mixture of orange G, methyl green, and acid fuchsin

bionergy (*bī-on'-er-je*) [*bio-*, ἔργον, work] Life-force, force exercised in the living organism

$(BiO)NO_3$ Bismuthyl nitrate, bismuth subnitrate

bionomics (*bī-o nom'-ĭks*) [*bio-*, νόμος, law] That branch of natural history which treats of the relations of organisms among themselves and to their environment

bionomy (*bī-on'-o-me*) [see *bionomics*] Dynamic biology, biodynamics, the science of the laws and functions of life

bionosis (*bī-o no'-sĭs*) [*bio-*, νόσος, disease] A disease caused by a living agent, such as a bacterial disease

biontic (*bī-on'-tĭk*) [*bios*] Individual as opposed to phyletic

bionuclein (*bī-o nū'-kle-ĭn*) [*bio-*, *nuclein*] A term suggested by Sacharoff (1902) for the hypothetical substance composed of a combination of iron and nuclein which exists in all enzymes, holding that all vital processes depend upon decomposition of living substance set up by them

biophagism, biophagy (*bī-off'-aj-ĭzm,-e*) [*bio-*, φαγεῖν, to eat] The capacity of absorbing living matter

biophagous (*bī-of'-ag-us*) [*bio-*, φαγεῖν, to eat]. Feeding upon living organisms or upon living tissue as insectivorous plants

biophilia (*bī-o fil'-e-ah*) [*bio-*, φιλεῖν, to love] The instinct for self-preservation

biophore (*bī'-o fōr*) [*bio-*, φερειν, to bear] One of Weismann s hypothetical ' bearers of vitality," corresponding to the "plasomes" of Wiesner and Brucke and to the ' pangenes ' of de Vries, the smallest units that exhibit the primary vital forces, the bearers of the cell-qualities

biophthorous (*bī-off'-thor us*) [*bio* , φθόρα, destruction] Ruinous to life

biophysics (*bī o fiz ĭks*) [*bio* , φύσις, nature] The physics of life processes

biophysiography (*bī o fiz-e-og'-ra fe*) [*bio-*, φύσις, nature, γράφειν, to write] Descriptive or structural biology, organography, as distinguished from biophysiology

biophysiology (*bī o-fiz-e ol'-o je*) [*bio-*, φύσις, nature, λόγος science] In biology study of organogenesis, morphology, and physiology

Biophytum (*bī-off'-ĭt-um*) [*bio-*, φύτον, plant] A genus of plants of the order *Geraniaceæ B sensitivum* is a native of the East Indies, where the root is used in inflammations, in gonorrhea, and in pulmonary affections

bioplasm (*bī'-o plazm*) [*bio* πλάσμα, form] Any living matter, especially germinal or forming matter matter possessing reproductive vitality

bioplasmic (*bī o plaz'-mĭk*) [*bio* , πλάσμα, form] Relating to or of the nature of bioplasm

bioplasmin (*bī o plas'-mĭn*) A hypothetical substance supposed to exist in all living cells and believed to be essential to their life and functional activity

bioplasson (*bī-o plas'-on*) [*bio* , πλάσσων forming] Elsberg s term for living matter A synonym of protoplasm or bioplasm

bioplast (*bī' o-plast*) [*bioplasm*] A mass or cell of bioplasm that is a unit of living matter

bioplastic (*bī-o-plas'-tĭk*) [*bio-*, πλαστός, formed] Relating to or of the nature of a bioplast or of bioplasm

biopsia, biopsy (*bī-op'-se ah, bī' op se*) [*bio-*, ὄψις, vision] 1 Observation of the living subject, opposed to necropsy 2 A name coined by Besnier for the excision, during life, of an eruptive lesion or fragment of a newgrowth to establish the diagnosis by means of an examination of the excised piece

biopsic (*bī-op'-sĭk*) [*bio* ὄψις vision] Pertaining to biopsy.

biopsychic, biopsychical (*bī-o-sī'-kĭk -al*) Pertaining to psychic phenomena regarded from the biological point of view

biopyoculture (*bī-o-pī'-o-kul-chur*) [*bio-*, πύον, pus, *culture*] A culture made from pus containing living phagocytes

biorbital (*bī-or'-bĭt-al*) [*bi-*, *orbita*, a circle] Relating to both orbits

bios (*bī'-os*) [βίος, life] Life

bioscope (*bī'-o-skōp*) [*bio-*, σκοπεῖν, to view] An instrument used in bioscopy

bioscopy (*bī os'-ko-pe*) [see *bioscope*] Examination of the body to ascertain whether life is present **b , electro-,** examination by the aid of the electric current In about two hours after death the muscular reaction is lost to faradic stimulation in the tongue, after three or four hours in the extremities, after five or six hours in the trunk The reaction to galvanism persists somewhat longer

biose (*bī'-ōs*) A disaccharide

biosis (*bi-o'-sis*) [βίος, life]. Life; vitality.

$(BiO)_3SO_4$. Bismuthyl sulphate, bismuth subsulphate.

biosol (*bi'-os-ol*). A food preparation claimed to contain all the elements found in the human body.

biostatics (*bi-o-stat'-iks*) [*bio-*; στατικός, causing to stand]. 1. Static biology; the science of the determinate parts of biology, including anatomy and the physics of the living body. 2. Vital statistics.

Biot's respiration (*be'-o*) [Camille *Biot*, French physician]. Meningitic respiration, rapid, short breathing, interrupted by pauses lasting from several seconds to half a minute, sometimes observed in healthy subjects during sleep; most frequently in meningitis, in which it is an unfavorable prognostic sign.

biotaxis, biotaxy (*bi-o-taks'-is, bi'-o-taks-e*) [*bio-*; τάξις, arrangement]. 1. The selective and arranging function or activity of life, or of living cells. 2. Systematic biology; the classification of living organisms.

biothalmy (*bi'-o-thal-me*) [*bio-*; θάλλειν, to be vigorous]. The art of living long and well.

biotic (*bi-ot'-ik*) [see *biotics*]. Pertaining to life or to the laws of animal and vegetable progress and evolution; physiologic.

biotics (*bi-ot'-iks*) [βιοτικός, vital]. The science of vital functions and manifestations.

biotomy (*bi-ot'-o-me*) [*bio-*; τέμνειν, to cut]. Vivisection.

biotoxin (*bi-o-toks'-in*) [*bio-*; *toxin*]. A poisonous substance found in living tissues and juices (including urine).

biotype (*bi'-o-tip*). A group of individuals all of which have the same genotype (Johannsen).

bipalatinoid (*bi-pal-at'-in-oid*). A gelatin capsule with two compartments.

bipara (*bip'-ar-ah*) [*bi-*; *parere*, to bring forth]. A woman who has borne two children at different labors.

biparasitic (*bi-par-as-it'-ik*) [*bi-*; παράσιτος, a parasite]. Parasitic upon a parasite.

biparietal (*bi-par-i'-et-al*). Relating to both parietal bones. **b. diameter,** the distance from one parietal eminence of the cranium to the other.

biparous (*bip'-ar-us*) [*bi-*; *parere*, to bring forth]. Producing two at a birth.

bipartite (*bi-par'-tit*) [*bi-*; *pars*, a part]. In biology, composed of two parts or divisions.

bipartition (*bi-par-tish'-un*) [see *bipartite*]. Separation into two parts.

biped (*bi'-ped*) [*bi-*; *pes*, a foot]. 1. Having two feet. 2. An animal with two feet.

biperforate (*bi-per'-fo-rāt*). Having two perforations; as a biperforate hymen.

biplumbic (*bi-plum'-bik*) [*bi-*; *plumbum*, lead]. Containing two atoms of lead.

bipocillated (*bi-pos'-il-a-ted*) [*bi-*; *pocillum*, a little cup]. Having two cup-like appendages.

bipolar (*bi-po'-lar*) [*bi-*; *polus*, a pole]. Having two poles or extremities. **b. nerve-cells,** nerve-cells that have two prolongations of the cell-matter.

bipolarity (*bi-po-lar'-it-e*) [see *bipolar*]. The condition of having two processes from opposite poles, as a nerve-cell; or of having different electric properties existing at the two poles.

bipotassic (*bi-po-tas'-ik*). Having two atoms of potassium.

bipp (*bip*). Dressing for wounds, composed of bismuth, 1 part; iodoform, 2 parts; petrolatum, 1 part.

bipubiotomy (*bi-pū-be-ot'-o-me*) [*bi*, double; *pubes*, pubes; τέμνειν, to cut]. Double pubiotomy; an obsolete operation in which the pubic bones were both divided. See *ischiopubiotomy*.

bipunctate (*bi-punk'-tāt*) [*bi-*; *punctum*, a point]. Having two dots or points.

bipupillate (*bi-pū'-pil-āt*) [*bi-*; *pupilla*, pupil of the eye]. Marked with spots which contain two pupil-like dots.

biramose, biramous (*bi-ram'-ōs, -us*) [*bi-*; *ramus* a branch]. Having two branches.

birch (*berch*) [AS., *birce*]. Any tree of the genus *Betula*. Birch-tar, or the tarry oil of *Betula alba*, is useful in certain skin diseases. The bark of *B. lenta*, the American black birch, yields a fragrant volatile oil, identical with that of *Gaultheria procumbens*, for which it is extensively substituted. **b. camphor.** Same as *b.-resin*. **b. resin.** see *betulin*.

Bird's formula. [(1) Golding *Bird*, English physician, 1815–1854; (2) Samuel Dougan *Bird*, Australian physician]. (1) The last two figures of the specific gravity of the urine roughly indicate the number of grains of solids to the ounce of urine. The same two figures multiplied by 2 (*Trapp's factor*) give parts per 1000. **B.'s sign,** (2) well-defined zone of dullness with absence of respiratory sound in hydatid cyst of lung.

bird-lime. A viscous vegetable substance used in Japan as a local dressing for wounds.

bird's nest bodies, or **cells.** The cells of certain forms of carcinoma, distinguished by the concentric arrangement of their cell-walls. See also *cancer nests*. **b., edible,** the nest of certain species of swift, used by the Chinese as food. It consists of marine algæ, *Gelidium*, cemented by the salivary mucus of the bird. **b. sternum,** a deformity of the sternum found in lateral curvature of the spine.

birefractive, birefringent (*bi-re-frak'-tiv, bi-re-frin'-jent*) [*bis*, twice; *refringere*, to break back]. Doubly refractive; anisotropic.

birhinia (*bi-rin'-e-ah*) [*bi*, two; ῥίς, the nose]. A congenital defect in which there is the formation of two noses.

birimose (*bi-ri'-mōs*) [*bis*, twice; *rima*, cleft]. Having two clefts or slits.

Birkett's hernia [John *Birkett*, English surgeon]. Intraperitoneal inguinal hernia; hernia into the vaginal process of the peritoneum.

birth (*berth*) [ME., *byrth*]. 1. The delivery of a child; parturition. 2. That which is brought forth in parturition. **b., cross.** See *transverse presentation* **b.-mark.** See *nævus pigmentosus*. **b.-palsy,** any paralytic affection due to an injury received at birth; less correctly, a congenital paralytic affection due to a lesion that existed in the fetal state **b., partial,** the incomplete expulsion of a child in labor; of legal value in lawsuits for property. **b., plural,** the birth of more than a single child. **b., posthumous,** the birth of a child after the death of its father. **b., precocious,** the occurrence of natural labor after a shorter pregnancy than is usual. **b., premature.** See *labor*. **b.-rate,** the proportion of births per thousand. **b.-root.** See *beth root*. **b.-wort,** the plant *Aristolochia clematitis* (see *Aristolochia*), so called from its former employment as a depurant after childbirth. **b., still.** See *still-born*. **b., virgin-.** See *parthenogenesis*.

bisacromial (*bis-ak-ro'-me-al*) [*bis*, two; *acromion*]. Relating to the two acromial processes.

bisalt (*bi'-salt*). See *salt, acid*.

bisaxillary (*bis-ak'-sil-a-re*) [*bis; axilla*]. Pertaining to both axillæ.

bische (*bish*) [East Indian]. Endemic dysentery.

Bischoff's operation (*bish'-of*) [Johann Jacob *Bischoff*, German gynecologist, 1841–]. Abdominal section with extirpation of the gravid uterus.

Bischoff's test for biliary acids (*bish'-of*) [Carl Adam *Bischoff*, German chemist, 1855–]. A red coloration results upon heating biliary acids with dilute sulphuric acid and cane sugar.

bisection (*bi-sek'-shun*) [*bi*, two; *sectio*, a cutting]. Division into two parts; embryotomy.

bisexual (*bi-seks'-ū-al*) [*bi-; sexus*, sex]. Having male and female sex organs; hermaphroditic.

bisferious (*bis-fer'-e-us*) [*bis; ferire*, to strike] Having two beats; dicrotic.

Bishop's sphygmoscope [Louis Fauguères *Bishop*, American physician, 1864–]. An apparatus for determining blood pressure, particularly the diastolic pressure.

bisiliac (*bis-il'-e-ak*) [*bis; ilium*]. Relating to the two most distant points of the two iliac crests.

bisischiadic, bisichiatic (*bis-is-ke-ad'-ik, bis-is-ke-at'-ik*) [*bis*, two, ἰσχιαδικός, relating to the hip]. Relating to both ischia, or to corresponding points on the two ischia.

Biskra boil, B. button (*bisk'-rah*) [*Biskra*, a town in Algeria]. See *furunculus orientalis*.

bismal (*biz'-mal*). Trade name for the bismuth salt of methylene digallic acid; used as intestinal antiseptic and astringent.

Bismarck-brown. A brown, basic aniline dye, extensively used as a stain and counterstain in histology; also called vesuvine.

bismoid (*biz'-moid*). Trade name of a suspension of colloidal bismuth in a sterile glucose solution.

bismon (*biz'-mon*). Colloidal bismuth oxide, containing 20 % of bismuth, and used like the subnitrate.

bismosol (*biz'-mo-sol*). Trade name of a preparation of potassium sodium bismuthotartrate, piperazine and glucose. It is employed intramuscularly, in treatment of syphilis.

bismutal, bismuthol (*biz'-mu-tal, -thol*). Bismuth and sodium phosphosalicylate.

bismutan (*biz'-mu-tan*). A yellow, insoluble powder, said to be a mixture of bismuth, resorcin, and tannin; used in the diarrhea of children.

bismuth, bismuthum (*biz'-muth, biz-mu'-thum*) [L.]. Bi = 208; quantivalence I, III, V. A pinkish-white, crystalline metal. Its commercial salts often contain arsenic. The derivatives of bismuth are chiefly employed as astringents and sedatives to mucous membranes and as gastrointestinal antiseptics. **b. albuminate,** a powder containing 9 % of bismuth; it is used in stomachic or intestinal cramp. Dose 5–15 gr. (0.32–0.97 Gm.) 3 or 4 times daily. **b. and ammonium citrate** (*bismuthi et ammonii citras*, U. S. P.), soluble in water. Dose 1–5 gr. (0.065–0.32 Gm.). **b. and ammonium citrate, solution of** (*liquor bismuthi et ammoniæ citratis*, B. P.). Dose ½–1 dr. (2–4 Cc.). **b. benzoate,** $Bi(C_7H_5O_2)_3$, a white powder containing 27 % of benzoic acid. It is an internal and external antiseptic. Dose 5–15 gr. (0.32–0.97 Gm.). **b. betanaphtholate,** $2Bi(C_{10}H_7O)_3 + Bi_2O_3$ a light brown, odorless, insoluble powder, containing 80 % bismuth trioxide. It is an intestinal antiseptic. Dose 15–30 gr. (0.97–1.94 Gm.). Syn., *betanaphtholate; naphthol bismuth; orphol*. **b. bilactomonotannate,** an odorless yellow powder, used in the diarrhea of infants. Dose 30–45 gr. (2–3 Gm.). Syn., *lactanin*. **b. borate,** $BiBO_3$, an intestinal antiseptic. Dose 5–40 gr. (0.32–2.6 Gm.). **b. borophenate,** $Bi_2O_3B(C_6H_5)(CO_3) + 3H_2O$. It is recommended as a surgical dressing used as a dusting-powder, or in burns or scalds applied as a paste (25 to 50 % in glycerol) on lint. Syn., *markasol*. **b. carbolate,** $Bi(OH)_2 \cdot C_6H_5O$, a grayish-white powder containing 80 % of bismuth oxide and 18 to 19 % of phenol. It is an intestinal antiseptic and is used externally as a substitute for iodoform. Dose 5–15 gr. (0.32–0.97 Gm.). Syn., *bismuth phenate; bismuth phenylate; phenol bismuth*. **b. carbonate** (*bismuthi carbonas*, B. P.), $(Bi_2O_2CO_3)_2 \cdot H_2O$. Dose 5–20 gr. (0.32–1.3 Gm.). **b. and cerium salicylate,** an antirheumatic and intestinal antiseptic. Dose 5–15 gr. (0.32–0.97 Gm.). **b. chrysophanate,** $Bi(C_{15}H_9O_4)_2Bi_2O_3$, a yellow, amorphous powder, insoluble in ordinary solvents, but soluble in nitric or sulphuric acid; it is used as a siccative in psoriasis. Application, 5 to 20 % ointment. Syn., *dermol*. **b. citrate** (*bismuthi citras*, U. S. P.), $BiC_6H_5O_7$, soluble in water of ammonia. Dose 2–5 gr. (0.13–0.32 Gm.). **b. cresolate,** an odorless, tasteless, grayish-white powder, insoluble in water and alcohol; it is an internal and external antiseptic. **b. dithiosalicylate,** a bulky yellow powder without odor. used as a wound antiseptic and in ophthalmic practice, in diseases of the nose and throat, and in dentistry. Syn., *thioform*. **b. iodosubgallate,** $C_6H_2(OH)_4 \cdot COOBiI$, an antiseptic used as a dusting-powder on wounds. Syn., *asrol; bismuth oxyiodogallate*. **b. lactate,** $BiH(C_3H_4O_3)_2$, an internal and external antiseptic. Dose 5–15 gr. (0.32–0 97 Gm.). **b. loretinate,** a combination of bismuth and loretin, used as a surgical and intestinal antiseptic and also in ophthalmology. Dose 7½ gr. (0.5 Gm.). **b., magistery of,** same as *b. subnitrate* **b. metacresol,** an intestinal antiseptic consisting of a combination of 75 % of bismuth with 17 5 % of metacresol. **b. methylene-digallate,** $4C_{15}H_{12}O_{10} + 3Bi(OH)_3$, an internal astringent. Dose 3–5 gr. (0.1–0.3 Gm) every 3 hours Syn., *bismal*. **b.-naphthalin benzoate,** an intestinal antiseptic. Dose 8–15 gr. (0.5–1.0 Gm.). Syn., *intestin*. **b. naphthoglycerite,** a remedy for gonorrhea. **b. nitrate,** $Bi(NO_3)_3 + 5H_2O$, an astringent and antiseptic. Dose 5–10 gr. (0.32–0.65 Gm.). **b. oxide** (*bismuthi oxidi*, B. P.), Bi_2O_3. Dose 5–15 gr. (0.32–1.0 Gm.). **b. oxybromide,** BiOBr. It is recommended in the treatment of nervous dyspepsia and hysteria accompanied by gastric pains and vomiting. Dose 5–6 gr. (0.3–0.4 Gm.) several times daily. **b. oxychloride,** pearl white. It is used as a cosmetic. **b. oxyiodide.** See *b. subiodide*. **b. oxyiodomethylgallol,** $C_6H_2COOCH_3(OH)_3O.BiOH.I$, a dark-gray powder containing 23.6 % of iodine and 38.4 % of bismuth, used as a surgical antiseptic. Syn., *iodogallicin*. **b. oxyiodopyrogallate, b. oxyiodopyrogallol,** a combination of bismuth subiodide with pyrogallol. It is recommended as a surgical antiseptic. **b. oxyiodotannate,** a wound antiseptic. Syn., *ibit*. **b., pancreatinized,** used in dyspepsia. Dose 15–75 gr. (1–5 Gm.). **b. peptonate, b., peptonized,** used in dyspepsia and gastralgia. Dose 15–75 gr. (1–5 Gm.). Syn., *bismuthated peptone*. **b. permanganate,** $Bi(MnO_4)_3$, a dry dusting-

powder for wounds and ulcers. **b. phenate, b. phenylate.** See *b. carbolate.* **b., phenol-,** a compound of bismuth, 27.5 %, with phenol, 22 %; it is used as an intestinal antiseptic. **b. phosphate,** $BiPO_4$, an intestinal disinfectant. Dose 3–8 gr. (0.2–0.5 Gm.). **b. powder, compound,** Ferrier's snuff, contains 2 gr. of morphine hydrochloride in 1 ounce, with bismuth and acacia. It is used in the treatment of coryza. **b. pyrogallate,** $(C_6H_2[OH_2]O)_2BiOH$, an internal antiseptic in doses of 5–15 gr. (0.32–0.97 Gm.). Applied in skin diseases in 10 to 20 % ointment or dusting-powder. Syn., *helcosol.* **b. resorcinate,** a yellowish-brown powder containing about 4 % of bismuth trioxide. It is used in catarrh of the stomach. **b. salicylate,** $(C_7H_6O_3)_3Bi_2O_3$, a salt obtained by Thibault from bismuth oxide, instead of the hydroxide, as is customary It is used as an external and internal antiseptic. Dose 5–15 gr. (0.32–0.97 Gm.). **b. subbenzoate,** basic benzoate of bismuth; used as a wound antiseptic **b. subcarbonate** (*bismuthi subcarbonas*, U. S. P.), $(BiO)_2CO_3\,H_2O$, insoluble. Dose 10 gr.–1 dr. (0.65–4.0 Cc.); feebly astringent and sedative. **b. subgallate** (*bismuthi subgallas*, U. S. P.). See *dermatol.* **b. subiodide,** BiOI, used as an antiseptic dusting-powder, like iodoform **b. subnitrate** (*bismuthi subnitras*, U. S. P.), $BiONO_3\,H_2O$, the salt chiefly used in medicine as a sedative astringent to the gastro-intestinal mucous membrane. Dose 10 gr.–1 dr (0.65–4.0 Cc.). **b. subsalicylate** (*bismuthi subsalicylas*, U. S. P.), a white, amorphous powder. Dose 4 gr. (0.25 Gm.). **b. sulphite,** a combination of sodium sulphite and bismuth nitrate. It is an intestinal antiseptic. Dose 5–40 gr. (0.32–2.6 Gm.). **b. sulphophenylate,** a general intestinal disinfectant. Dose 3½–8 gr. (0.2–0.5 Gm.) 3 or 4 times daily **b. tannate,** an intestinal antiseptic. Dose 10–30 gr. (0.65–1.94 Gm.). **b. tribromcarbolate, b. tribromphenate,** $Bi_2O_3(C_6H_2Br_3OH)$, an insoluble powder containing about 60 % of Bi_2O_3. It is used as an antiseptic in cholera and intestinal disorders. Dose 8–15 gr. (0.52–0.97 Gm.); maximum dose a day 90 gr. (5.85 Gm.). Syn., *xeroform.* **b. trioxide,** Bi_2O_3. It is incompatible with alkalies and water in excess. It is antiseptic and astringent. Dose 5–40 gr. (0.32–2.6 Gm.). Syn., *bismuthous oxide.* **b. troches** (*trochisci bismuthi*, B. P.), each contains 2 gr. (0.13 Gm.). **b. valerate,** a white powder with the odor of valeric acid, soluble in dilute hydrochloric or nitric acid, insoluble in water or alcohol; it is used as a sedative and antispasmodic in neuralgia, chorea, epilepsy, etc. Dose 1–3 gr. (0.065–0.194 Gm.)

bismuthal (*biz'-mū-thal*). Containing bismuth.

bismuthate (*biz'-mū-thāt*). A salt of bismuthic acid

bismuthic (*biz'-mū-thik*). Relating to bismuth; containing bismuth in its higher valency.

bismuthol. See *bismutal.*

bismuthosis (*biz-mū-tho'-sis*). Chronic bismuth-poisoning; it may follow the use of the soluble salts.

bismuthous (*bis'-mū-thus*). Containing bismuth as a trivalent radicle.

bismuthum (*bis-mū'-thum*). Bismuth.

bismuthyl (*biz'-mū-thil*), BiO. A univalent radical. **b. bromide.** See *bismuth oxybromide.* **b. chloride.** See *bismuth oxychloride.* **b. iodide.** See *bismuth subiodide.* **b. nitrate.** See *bismuth subnitrate.*

bismutol (*biz'-mū-tol*). A compound of sodium salicylate and soluble bismuth phosphate.

bismutose (*biz'-mū-tōs*). A bismuth and albumin compound, equivalent in action to bismuth subnitrate. Useful in gastrointestinal affections of infectious character. For children under six months the dose is 15–30 gr. (1–2 Gm.), for those over six months it may be given in 60 gr. (1 dr.) doses.

$Bi_2(SO_4)_3$. Bismuth sulphate.

bisodol (*bi-so'-dol*). Trade name of a preparation containing bismuth subnitrate, magnesium carbonate, sodium bicarbonate, carica papaya, diastase, and oil of peppermint; it is said to be an antacid digestant.

bisol (*bi'-sol*). Soluble bismuth phosphate containing about 20 % of bismuth oxide. It is used in gastralgia. Dose 3–7½ gr. (0.19–0.5 Gm.).

bispep (*biz'-pep*). A proprietary preparation containing bismuth, pepsin, ammonium carbonate, and aromatics.

bissa (*bis'-ah*) [native African]. An affection of man and sheep, common in Egypt, and characterized by the production of edema. **b. bol,** a kind of myrrh, from *Balsamodendron Kafal,* a tree of E. Africa. It is used largely in adulterating the finer grades of myrrn, and is said to stimulate powerfully the flow of milk in cows.

bistellate (*bi-stel'-āt*) [*bi,* two; *stella,* a star]. Shaped like a double star.

bistephanic (*bi-ste-fan'-ik*) [*bi,* two; στεφάνιον, dim. of στέφανος, a wreath]. Relating to the two stephanions

bistort (*bis'-tort*) [*bis,* twice; *tortus,* twisted]. Snake-weed, adder's wort. The rhizome of *Polygonum bistorta,* an astringent. Dose of fluid-extract ♏ xx–xl.

bistoury (*bis'-too-re*) [Fr. *bistouri*] A long, slender (straight or curved) knife used in surgery. **b.-caché,** one that has the blade concealed for passing to the point to be incised, and by pressure on the handle the blade is exposed and the incision made.

bistratal (*bi-stra'-tal*) [*bis; stratum,* layer]. Arranged in two layers.

bistriate (*bi-stri'-āt*) [*bis; stria,* a furrow]. Marked with two lines or streaks.

bisulcate (*bi-sul'-kāt*) [*bi,* two; *sulcus,* a furrow]. Having two furrows or grooves

bisulphate (*bi-sul'-fāt*) [*bi-; sulphur*] A sulphate in which the base replaces but one of the two hydrogen atoms of the acid.

bisulphide (*bi-sul'-fid*) [*bi,* two; *sulphur*]. In chemistry, a sulphur compound in which there are two atoms of sulphur to one atom of the other substance of the compound.

bisulphite (*bi-sul'-fit*) [*bi,* two; *sulphur*]. A sulphite in which the base replaces but one of the two hydrogen atoms of the acid.

bisurated magnesia (*bis-ū'-ra-ted*). Trade name of a so-called antacid preparation.

bitartrate (*bi-tar'-trāt*) [*bi-; τάρταρον,* tartar]. Any tartrate in which only one replaceable hydrogen atom has been replaced by a base.

bite (*bīt*) [AS., *bītan*]. 1. The corrosion of a substance with an acid. 2. The more or less perfect coaptation of the upper and lower teeth. **b., open,** that in which the upper and lower incisors do not close together. **b., underhung,** that in which the upper incisors overreach the lower.

bitemporal (*bi-tem'-por-al*) [*bi-*; *tempora*, the temples]. Pertaining to the two temples.

bitnoben (*bit-no'-ben*) [Hind. for "black salt"]. An East Indian polychrest remedy composed of salt, myrobalan and iron.



THE "ROYAL BISTOURY" USED BY FELIX ON KING LOUIS XIV.

bitonal (*bi-to'-nal*) [*bis*, twice; *tonus*, a tone]. Double-toned.

Bitot's spots (*be'-tō*). Xerosis conjunctivæ. Silver-gray, shiny, triangular spots on both sides of the cornea, within the region of the palpebral aperture, consisting of dried epithelium, flaky masses, and microorganisms. Observed in some cases of hemeralopia.

bitrochanteric (*bi-tro-kan-ter'-ik*) [*bi-*, two; *trochanter*]. Belonging to the two trochanters.

bitter (*bit'-er*) [AS, *bītan*, to bite]. A peculiar, acrid, biting taste, of which that of quinin is an example; unpalatable. **b. almond,** the nut of *Amygdalum amarum*. It contains hydrocyanic acid. **b.-almond oil,** oleum amygdalæ amaræ. See *benzaldehyde*. **b. apple,** the fruit of the colocynth, a purgative remedy. **b.-blain,** a West Indian herb, *Vandellia diffusa*, employed in fevers and in hepatic disorders. **b. bugle-weed,** the herb *Lycopus europæus*, alterative and tonic. Dose of *fluidextract* ½–1 oz. (16–32 Cc.). **b. cucumber,** colocynth. **b. cup.** See *cup, bitter*. **Epsom purging salt,** magnesium sulphate. **b.-root,** the root of *Gentiana lutea*, a tonic. **b. salts,** magnesium sulphate. **b. tincture,** the *tinctura amara* (N. F.), prescribed also in the German pharmacopœia; it is a tincture of gentian, centaury, bitter orange-peel, orange-berries, and zedoary. Syn., *stomach-drops*. **b. water,** a water containing magnesium sulphate. **b. wine of iron,** a solution of white wine, syrup, iron citrate, and quinine.

bitters (*bit'-ers*) [see *bitter*]. 1. Medicines characterized by a bitter taste. 2. An alcoholic drink, an appetizer. **b., aromatic,** medicines that unite the properties of aromatics with those of simple bitters. **b., simple,** medicines that stimulate the gastrointestinal tract without influencing the general system. **b., styptic,** medicines that add styptic and astringent properties to those of bitterness.

bittersweet (*bit'-er-swēt*). See *dulcamara*.

Bittorf's reaction (*bit'-orf*) [Alexander *Bittorf*, German physician]. Pressure on the ovary or testicle produces a pain which radiates to the kidney in cases of renal colic.

bitumen (*bit-ū'-men*) [L.]. Mineral pitch or oil, composed of various hydrocarbons. In the solid form it is *asphalt;* in the liquid form, *petroleum*. An intermediate form is known as mineral tar or *maltha*. By distillation, bitumen yields benzol, naphtha, paraffin, and various other hydrocarbons, liquid and gaseous

bituminization (*bi-tū-min-iz-a'-shun*). A conversion into bitumen.

biurate (*bi-ū'-rāt*). An acid urate; a urate containing twice as much of the uric-acid constituent as an ordinary urate.

biuret (*bi'-ū-ret*) [*bi-*; urea], $C_2H_4N_4O_2 + H_2O$. A compound formed by exposing urea to a high temperature for a long time. It is readily soluble in water and in alcohol; it crystallizes with one molecule of water into warts and needles. When anhydrous, biuret melts at 190° C. with decomposition. **b. reaction for proteins.** Add a drop of copper sulfate solution and potassium hydroxide a violet color denotes the presence of biuret. **b. reaction for urea,** melt urea completely in a dry test-tube and continue the heat for some time. When cold, dissolve in water, add abundant caustic soda and a dilute solution of copper sulphate drop by drop. The solution becomes pink, then reddish-violet, and, finally, bluish-violet, according to the amount of copper sulphate added.

bivalence (*biv'-al-ens*) [*bi-*; *valens*, having power]. In chemistry, a valence or saturating power double that of the hydrogen atom.

bivalent (*biv'-al-ent*) [see *bivalence*]. In chemistry, an element whose atom can replace two atoms of hydrogen or other univalent element; a radical with the same valence as such an element. Homologous chromosomes that are associated in pairs.

bivalve (*bi'-valv*) [*bi-*; *valva*, a valve]. Having two valves or shells, as a speculum.

biventer (*bi-ven'-ter*) [*bi-*; *venter*, a belly]. 1. Having two bellies, as a muscle. 2. A digastric muscle. **b. cervicis,** inner portion of the complexus muscle. **b. maxillæ,** digastric muscle.

biventral (*bi-ven'-tral*) [see *biventer*]. Having two stomachs; having two bellies, as the digastric muscle.

bivittate (*bi-vit'-āt*) [*bi-*; *vitta*, a fillet]. Marked by two longitudinal stripes.

bivo (*be'-vo*). Trade name of a beef and iron wine.

Bixa (*biks'-ah*) [*biché*, Brazilian name]. A genus of plants of the order *Bixaceæ*. *B. orellana* is the annotto-tree, a native of South America and now dispersed throughout the tropics, furnishing from the pulp surrounding the seeds the annotto of commerce. The pulp is used as a remedy for dysentery and the seeds are said to be astringent and antipyretic.

bixin (*biks'-in*) [*bixa*], $C_{16}H_{28}O_2$. An orange-red coloring-matter found in annotto.

bizincic (*bi-sink'-ik*). Containing two atoms of zinc.

bizygomatic (*bi-zi-go-mat'-ik*). Relating to both zygomas, or to the most prominent points on the two zygomatic arches.

Bizzozero's blood-platelets (*bit-sot'-ser-o*) [Giulio *Bizzozero*, Italian physician, 1846–1901]. Small, round or elliptical, nonnucleated bodies found in the blood of mammals, including man. **B.'s corpuscles.** See *Neumann's corpuscles*. **B.'s crystals.** See *Charcot's crystals*.

black (*blak*) [AS., *blæc*]. Characterized by an absence of color. The appearance of an object from the surface of which none of the spectrum colors is reflected. **b. alder.** See *Prinos*. **b. antimony,** antimony tersulphide, Sb_2S_3. **b. ash.** 1. The bark of *Fraxinus sambucifolia*, a mild tonic and astringent. Dose of *fluidextract* ½–1 dr. (2–4 Cc.). 2. Impure sodium carbonate Na_2CO_3 mixed with carbon. **b. blood,** venous blood. **b. cancer.** See *melanosis*. **b. cohosh.** See *cimicifuga*. **b.-damp,** carbon dioxide gas, which is found in greater or less quantity in all collieries, being given off by many coals, either mixed with fire-damp or separately, or produced in various other ways, as by the exhalations of the miners, by fires, and by explosions of firedamp. Syn., *choke-damp*. **b. death.** See *plague*. **b. disease,** a disease of malarial origin and pernicious course, characterized by extreme darkening of the skin, which may be brown or black in color It occurs in the Garo Hills in Assam. **b. draught.** See *senna*. **b.-drop.** See *opium*. **b. erysipelas.** Synonym of *anthrax*. **b. eye,** livor (or sugillatio) oculi; ecchymosis of the tissues about the eye, usually from injury. **b. haw.** See *viburnum*. **b. hellebore.** See *hellebore*. **b. jaundice,** an excessive jaundice arising from obstruction of the gall-ducts. The color of the skin is greenish-black. **b.-lead,** a form of carbon properly known as the mineral graphite. **b. measles,** rubeola nigra, a grave or malignant form of measles. **b. pepper.** See *piper nigrum*. **b. phthisis.** A synonym of *miner's phthisis*. **b. sickness,** cerebrospinal fever. **b. snakeroot.** See *cimicifuga*. **b. spit.** See *miner's phthisis*. **b. tongue.** 1 A name given to a condition characterized by the formation, upon the dorsum of the tongue, of a hair-like deposit that passes through various stages of coloration from yellow to brown and finally black, ultimately disappearing by desquamation as gradually as it came. Repeated recurrence is the rule. It is probably an undue proliferation of the epithelium, the result of irritation. 2. A term applied to erysipelatous glossitis. **b. vomit,** the coffee-ground vomit of yellow fever, etc. **b. walnut,** the leaves of *Juglans nigra*, a tonic, alterative, and deobstruent. Dose of *fluidextract* 20–30 min. (1.3–2 0 Cc.). **b.-wash,** *lotio hydrargyri nigra* (B. P.). **b. willow,** the buds of *Salix nigra*, a bitter tonic with aphrodisiac properties. Dose of *fluidextract* 15 min.–1 dr. (1–4 Cc.)

Black's formula [J. A. *Black*, English surgeon]. An adaptation of Pignet's formula to British units. $F = (W + C) - H$; where F is the empirical factor, W the weight in pounds, C chest measurement in inches at deep inspiration, and H the height in inches. When F is over 120 a man is said to be *very strong*, between 110 and 120 he is *strong*, between 100 and 110 he is *good*, between 90 and 100 *fair*, between 80 and 90 *weak*, and under 80 *very weak*. See *Pignet's formula*.

blackbain [OE.]. Synonym of *anthrax*.

blackberry (*blak'-ber-e*). See *rubus*. **b. cordial,** the *cordiale rubi fructus* (N. F.). Its formula is: blackberry juice, 3 pints; cinnamon, in coarse powder, 2 troy oz.; cloves and nutmeg, in coarse powder, each, ½ troy oz.; dilute alcohol, 2 pints; syrup, 3 pints.

blackhead (*blak'-hed*). See *comedo*.

blackleg (*blak'-leg*). A febrile, generally fatal, disease, chiefly affecting cattle and sheep, which is characterized by the rapid appearance of irregular nodules in the skin and muscular tissues, that are at first tense and very painful, but rapidly become painless and crepitating. It is caused by *Bacillus chauvæi*, or the bacillus of symptomatic anthrax. Syn., *symptomatic anthrax*.

blackwater fever. A very fatal infectious disease occurring especially on the low coasts of tropical Africa, but also in Sicily, Greece, Central and South America, Java, New Guinea, and the southern portions of the United States The disease is almost exclusively confined to the white race, and is characterized by a chill, an irregular intermittent or remittent fever, vomiting, dyspnea, jaundice, and hemoglobinuria. An almost invariable complication is nephritis. Studies of the blood have revealed the presence of a small, annular, nonpigmented, intracellular parasite; also forms having a roset or crescent shape.

bladder (*blad'-er*) [AS., *blæddre*, a blister]. 1. A membranous sac serving for the reception of fluids or gases. 2. The hollow organ which serves as a reservoir for the urine. **b., atony of,** inability to expel the urine, from deficient muscular power. **b., bilobed, b., biocular,** a sacculated bladder having two pouches. **b., brain-,** a cerebral vesicle. **b., catarrh of.** See *cystitis*. **b., encysted,** a urinary bladder with communicating cysts connected with it. **b., exstrophy of, b., extroversion of.** See *exstrophy of bladder*. **b., gall-.** See *gall-bladder*. **b.-germ.** See *blastula*. **b., irritable,** a condition characterized by constant desire to urinate. **b., multilocular,** a sacculated bladder having many pouches. **b., neck of,** the constricted portion continuous with the urethra in front. **b., nervous,** a condition in which there is a frequent desire to urinate, with inability at the same time to perform the act perfectly, and consequent slight dribbling at its close. **b., pathologic triangle of,** the triangular surface of the bladder, the angles of which are represented by the openings of the ureters and the urethra. **b., sacculated,** a condition due to overextension, in which pouches are formed by the forcing out of its mucous coat between the hypertrophied muscular fibers, and in which urine may be held and become decomposed, and in which calculi may be retained. **b.-stammering,** Sir James Paget's name for that condition observed in young males who are unable to micturate when under observation or surrounded by unusual conditions or objects. It is due to spasm of the compressor urethræ muscle. **b.-stammering, false,** a condition in which there is some mechanical or pathological interference with urination. **b., sterile,** a hydatid cyst without secondary cysts, heads, or broad capsules. **b., supplementary,** a diverticulum

caused by sacculation of the urinary bladder. Syn., *parurocystis*, **b.-worm.** See *worm-bladder-*. **b. wrack.** See *Fucus vesiculosus*.

blade-bone (*blād-bōn*). The scapula or shoulder-blade.

blain (*blān*) [ME., *blane*, a blister]. 1. A blister; a pustule; a blotch. 2. Synonym of *anthrax*.

Blainville's ears (*blan-vēl'*) [Henri Marie Ducrotay de *Blainville*, French anthropologist, 1777–1850]. Congenital asymmetry of the ears.

Blancard's pills (*blang'-kard*) [Stephen *Blancard*, Dutch physician, 1650–1702]. Pills of iron iodide.

Blanchard's method (*blan'-tshard*) [Wallace *Blanchard*, American surgeon, 1857–]. Plugging tuberculous cavities in bones with a mixture of white wax 1 with vaseline 8 parts.

bland (*bland*) [*blandus*, mild]. Mild; soothing.

Blandin's ganglion [Philippe Frédéric *Blandin* French surgeon, 1798–1849]. The sublingual ganglion, a small gangliform enlargement lying between the lingual nerve and the sublingual gland. **B.'s gland,** a muciparous gland situated near the tip of the tongue in the median line and opening by several ducts on the lower surface of the tongue.

Blandin-Nuhn's gland. See *Blandin's gland*.

Blasius' (Blaes') duct. [Gerard *Blasius*, Dutch anatomist]. See *Stenson's duct*.

blast (*blast*) [AS., *blæst*]. 1. See *exotospore*. 2. See *blight* (2). 3. Inflammation. 4. A disease of sheep.

blastema (*blas-te'-mah*) [βλάστημα, from βλαστάνειν, to germinate]. 1. The formative lymph or rudimentary tissue, from which, by differentiation, tissues and organs are developed. A synonym of protoplasm. 2. An undifferentiated protoplasmic layer in certain eggs or embryos. **b., ossific, b., ossifying, b., subperiosteal.** See *osteogenetic layer*. **b. pili,** a hair-papilla.

blastemic (*blas-tem'-ik*) [βλαστάνειν, to germinate]. Relating to blastema; rudimentary; bioplasmic.

blasticle (*blas'-tik-l*). The vitelline nucleus.

blastid (*blas'-tid*) [βλαστός, a germ]. A very small clear spot on the fecundated ovum marking the place of the nucleus or cytoblast.

blastidium (*blas-tid'-e-um*) [βλαστός, a germ]. An endospore or cell of endogenous origin.

blastin (*blas'-tin*) [see *blastema*]. A substance which stimulates cell growth and activity.

blasto- (*blas-to-*) [βλαστός, a germ]. A prefix meaning germ or bud.

blastocardia (*blas-to-kar'-de-ah*) [*blasto-*; καρδία, the heart]. The germinal spot.

blastocele, blastoceloma (*blas'-to-sēl, -ō-ma*) [*blasto*; κοίλος, hollow]. The central cavity of the blastula or vesicular morula. The nucleolus of the ovum.

blastocelis (*blas-to-se'-lis*) [*blasto-*; κηλίς, a spot]. Wagner's name for the germinal spot.

blastochyle (*blas'-to-kīl*) [*blasto-*; χυλός, juice]. The colorless fluid in the blastodermic vesicles.

blastocœlum, blastocœloma (*blas-to-se'-lom, blas-to-se-lo'-mah*). Same as *blastocele*.

blastocolysis (*blas-to-kol'-is-is*) [*blasto-*; κόλουσις, a cutting off]. The arrest of a developmental process.

blastocyst, blastocystinx (*blas'-to-sist, blas-to-sist'-inks*) [*blasto-*; κύστις, a bladder]. The germinal vesicle.

blastocyte (*blas'-to-sīt*) [*blasto-*; κυτός, a cell]. An undifferentiated embryonic cell capable of giving rise to daughter cells of varying characters.

blastocytoma (*blas-to-si-to'-ma*) [*blasto-*; κυτός, a cell; ὄμα, a tumor]. A tumor in which the elements are blastocytes, or undifferentiated cells.

blastoderm (*blas'-to-derm*) [*blasto-*; δέρμα, the skin]. In embryology, the germinal membrane formed by the cells of the morula, lying on the internal surface of the vitelline membrane of the impregnated ovum. The whole hollow sphere, with its surrounding cells, is called the *blastodermic vesicle*, and is formed about the tenth day. The *ectoderm* (or *epiblast*) and the *endoderm* (*entoderm* or *hypoblast*) layers are simply due to a proliferation of the blastodermic cells about the *germinal area*, whereby the blastoderm is doubled, thus forming these outer and inner layers. The *mesoblast* or middle layer is developed after the others, and probably from the hypoblast. Syn., *blastodermic membrane; germ membrane; germinal membrane*. **b., bilaminar,** the blastoderm when it consists only of the ectoderm and endoderm. **b., trilaminar,** the blastoderm after formation of the mesoblast.

blastodermal (*blas-to-der'-mal*). Same as blastodermic, *q. v.*

blastodermic (*blas-to-der'-mik*) [see *blastoderm*]. Relating to the blastoderm. **b. vesicle,** see *blastoderm*.

blastodisc (*blas'-to-disk*) [*blasto-*; δίσκος, disc]. A blastodermic disc; a mass or disc capping one pole of the yolk.

blastogenesis (*blas-to-jen'-es-is*) [*blasto-*; γένεσις, generation]. 1. In biology, Weismann's theory of origin from germ-plasm, in contradistinction to Darwin's theory of pangenesis. 2. Reproduction by buds.

blastogeny (*blas-toj'-en-e*) [see *blastogenesis*]. Haeckel's term for the germ-history of an individual organism; a division of ontogeny.

blastolysis (*blas-tol'-is-is*) [*blasto-*; λύσις, solution]. Destruction of a blastoderm or germ cell.

blastoma (*blas-to'-mah*) [*blasto-*; ὄμα, a tumor]. 1. A granular growth due to the presence of a germ or microorganism. 2. One of a peculiar group of true tumors which originate from embryonic cell-nests; *e.g.*, chrondroma, glioma, etc. Syn., *enblastoma*.

blastomere (*blas'-to-mēr*) [*blasto-*; μέρος, a part]. Any one of the nucleated cells or segments into which the fecundated vitellus divides.

blastomyces (*blas-to-mi'-sēz*) [*blasto-*; μύκης, a fungus; pl., *blastomycetes*]. A genus of budding fungi usually referred to *Torula* or *Saccharomycetes*. Single-celled thallophytes, destitute of chlorophyl, which reproduce by yeast-like buds or by endogenous cell-formation. **b. dermatidis** (Gilchrist, 1894), a yeast-like organism producing a scrofuloderma in man. See *dermatitis, blastomycetic*.

blastomycetic (*blast-o-mi-se'-tik*). Pertaining to or caused by budding fungi (*blastomycetes*). **b. dermatitis.** See under *dermatitis*.

blastomycosis (*blas-to-mi-ko'-sis*). An affection due to budding fungi (*blastomycetes*). Cf. *blastomyces; saccharomyces; torula*.

blastoneuropore (*blas-to-nū'-ro-pōr*) [*blasto-*; νεῦρον, a nerve; πόρος, a pore]. In biology, the temporary aperture in certain embryos formed by the coalescence of the *blastopore* and *neuropore*.

blastophore (*blas'-to-fōr*) [*blasto-*; φέρειν, to bear]. That part of a sperm-cell that does not become converted into spermatozoa.

Blastophthoria (*blas-tof-tho'-re-ah*) [*blasto-*; φθορά, corruption]. Germ cell degeneration from poisoning by opium, lead, syphilis, etc.

blastophyllum (*blast-to-fil'-um*) [*blasto-*; *φύλλον*, a leaf]. The endoderm or ectoderm; a primitive germ-layer.

blastophyly (*blas-tof'-il-e*) [*blasto-*; *φυλή*, a tribe]. The tribal history of individual organisms.

blastopore (*blas'-to-pōr*) [*blasto-*; *πόρος*, passage; pore]. The small opening leading into the notochordal canal, or, after the canal has fused with the yolk-cavity, leading into the archenteron. It is situated at the hind end of the primitive axis and is a small portion of the gastrula mouth.

blastoprolepsis (*blast-o-pro-lēp'-sis*) [*βλαστός*, a germ; *πρόληψις*, an anticipating]. Hastening of development.

blastosphere (*blas'-to-sfēr*) [*βλαστός*, a germ; *σφαῖρα*, a sphere]. In biology, the "blastula," "germinal vesicle," or "vesicular germ." A hollow sphere composed of a single, simple layer of germinal cells. A vesicular morula.

blastostroma (*blas-to-stro'-mah*). See *embryonic area*.

blastous (*blast'-us*). Relating to a blastema.

blastula (*blast'-ū-lah*) [dim. of *βλαστός*, a germ]. The blastodermic vesicle; see *blastoderm*.

blastulation (*blas-ū-la'-shon*) [dim. of *βλαστός*, a germ]. In embryology, the conversion of morula or mulberry-germ into a blastula or vesicular germ.

blastzellen (*blast'-tsel-en*) [Ger.]. Primitive cells from which are developed all other kinds of cells. They are seen in the embryo before any beginning of differentiation, and are characterized by their large size, richness in cytoplasm, and large nuclei.

Blatin's suture, a modification of Gely's suture in which one needle and two threads of different colors are used.

Blatta (*blat'-ah*) [L., "blood-colored"]. 1. A genus of *Blattidæ*. 2. A clot of blood. **B. (Periplaneta) orientalis,** the cockroach; the powdered body is a popular remedy for dropsy among the Russian peasants. *Tinctura blattarum orientalium* is used in whooping-cough. Dose, 1 or 2 drops in water at intervals of 2 hours.

Blaud's pill (*blo*) [*P. Blaud*, French physician 1774–1858]. A pill containing equal parts iron sulphate and potassium carbonate; for use in anemia, etc.

bleach (*blēch*) [ME., *blechen*, to make white]. To make white or pale.

bleacher's eczema (*blēch'-erz ek'-zem-ah*). Eczema of the hands of bleachers, due to the use of hot water and strong lye.

bleaching fluid. A fluid obtained by passing chlorine gas into an emulsion of calcium hydrate. Syn., *Eau de Javelle; Javelle water.* **b. powder,** chlorinated lime, a mixture of calcium chloride and calcium hypochlorite, containing free chlorine gas. It is used as a disinfectant.

blear eye (*blēr'-i*). See *blepharitis ulcerosa*.

bleb (*bleb*). See *bulla*.

bleeders (*blē'-derz*) [AS., *blēdan*, to bleed]. 1. A popular term for those who are subjects of the hemorrhagic diathesis. Syn., *hemophilsacs*. 2. One who practises venesection. **b.'s disease.** See *hemophilia*.

bleeding (*blē'-ding*). See *bloodletting* and *hemorrhage*.

blemmatrope (*blem'-at-rōp*) [*βλέμμα*, a glance; *τρέπειν*, to turn]. An apparatus for showing the various positions of the eye in its orbit.

blenal (*blen'-al*). Sanatol carbonate, a yellow, oily liquid, used in gonorrhea.

blenna (*blen'-er*) [*βλέννα*, mucus]. Mucus. **b. narium,** mucus from the nose.

blennadenitis (*blen-ad-en-ī'-tis*) [*blenna-*; *ἀδήν*, gland; *ῖτις*, inflammation]. Inflammation of the mucous glands and follicles.

blennelytria (*blen-el-it'-re-ah*) [*blenna-*; *ἔλυτρον*, sheath, vagina]. Vaginal catarrh, leucorrhea.

blennemesis (*blen-em'-es-is*) [*blenna-*; *ἐμέειν*, to vomit]. The vomiting of mucus.

blennenteria (*blen-en-tē'-re-ah*) [*blenna-*; *ἔντερον*, intestine]. A mucous diarrhea or dysentery.

blennenteritis (*blen-en-ter-ī'-tis*) [*blenna-*; *ἔντερον*, intestine; *ῖτις*, inflammation]. 1. Enteritis with a copious discharge of mucus. 2. Inflammation of the mucous membrane of the bowel.

blennisthmia (*blen-isth'-me-ah*) [*βλέννα*, mucus, *ἰσθμια*, a throat]. Pharyngeal catarrh.

blenno- (*blen-o-*) [*βλέννα*, mucus]. A prefix meaning mucus.

blennocele (*blen'-o-sēl*) [*blenno-*; *κήλη*, a tumor]. Gonorrheal epididymitis.

blennochesia, blennochezia (*blen-o-ke'-ze-ah*) [*blenno-*; *χέσειν*, to want to go to stool]. See *blennenteria*.

blennocystitis (*blen-o-sis-ti'-tis*) [*blenno-*; *κύστις*, bladder; *ῖτις*, inflammation]. Catarrh of the urinary bladder.

blennogenic, or **blennogenous** (*blen-o-jen'-ik*, or *blen-oj'-en-us*) [*blenno-*; *γένεσις*, production]. Producing or secreting mucus; muciparous.

blennoid (*blen'-oid*) [*blenno-*; *εἶδος*, form]. Resembling mucus; myxoid; muciform; mucoid.

blennoma (*blen-o'-mah*) [*blenno-*; *ὄμα*, a tumor; *pl., blennomata*]. 1. A mucous polypus. 2. A myxoma.

blennometritis (*blen-o-me-trī'-tis*) [*blenno-*; *μήτρα*, the uterus; *ῖτις*, inflammation]. Catarrhal metritis.

blennometrorrhea, blennometrorrhœa (*blen-o-metror-e'-ah*). See *metroblennorrhea*

blennophlogisma, blennophlogosis (*blen-o-flo-jis'-mah, blen-o-flo-go'-sis*) [*blenno-*; *φλόγωσις*, inflammation]. Inflammation of a mucosa.

blennophthalmia (*blen-off-thal'-me-ah*) [*blenno-*; *ὀφθαλμία*, a disease of the eyes]. Catarrhal conjunctivitis.

blennoptysis (*blen-op'-tis-is*) [*blenno-*; *πτύσις*, a spitting]. Bronchial mucous expectoration.

blennorrhagia (*blen-or-a'-je-ah*) [*blenno-*; *ῥηγνύναι*, to burst forth]. 1. An excessive mucous discharge. 2. Gonorrhea.

blennorrhagic (*blen-or-aj'-ik*) [see *blennorrhagia*]. Relating to blennorrhagia.

blennorrhea (*blen-or-e'-ah*) [*blenno-*; *ῥοή*, a flow] Same as *blennorrhagia*.

blennorrheal, blennorrhoic (*blen-or-e'-al, -o'-ik*) [see *blennorrhea*]. Relating to blennorrhea

blennorrhinia (*blen-or-in'-e-ah*) [*blenno-*; *ῥίς*, the nose]. Coryza; nasal catarrh.

blennosis (*blen-o'-sis*) [*blenno-*; *νόσος*, disease; *pl., blennoses*]. Any disease of a mucous membrane.

blennostasin (*blen-os'-tas-in*). The proprietary name for a yellow solid body said to be cinchonidine hydrobromide, $C_{19}H_{22}N_2O(HBr)_2$, a non-toxic vasomotor constrictor and blennostatic. It is used in influenza, colds, night-sweats, etc. Dose 15–60 gr. (1–4 Gm.) hourly.

blennostasis (*blen-os'-tas-is*) [*blenno-*; *στάσις*, a staying]. The checking or suppression of any mucous discharge.

blennostatic (*blen-os-tat'-ik*) [*blenno-*; *στάσις*, a staying]. 1. Checking or suppressing mucous discharges. 2. An agent capable of suppressing mucous discharges.

blennostrumous (*blen-o-stru'-mus*). Relating to gonorrhea and to scrofula.

blennothorax (*blen-o-tho'-raks*) [*blenno-*; *θώραξ*, the thorax]. Pulmonary catarrh.

blennotorrhea (*blen-ot-or-e'-ah*) [*blenno-*; *οὖς*, ear; *ῥοία*, a flow]. A mucous discharge from the ear.

blennurethria (*blen-ū-re'-thre-ah*) [*blenno-*; *οὐρήθρα*, the urethra]. Urethral gonorrhea.

blennuria (*blen-ū'-re-ah*) [*blenno-*; *οὖρον*, urine]. The discharge of mucus in the urine.

blennymenerysipelas (*blen-e-men-er-e-sip'-e-las*) [*blenno-*; *ὑμήν*, membrane; *erysipelas*]. Erysipelas attacking a mucosa.

blennymenitis (*blen-im-en-i'-tis*) [*blenno-*; *ὑμήν*, membrane]. Inflammation of any mucous surface.

blenosan (*blen'-os-an*). Trade name of a capsule containing a preparation of santal and kava.

blephara (*blef'-ar-ah*). Plural of *blepharon*, *q. v.*

blepharadenitis (*blef-ar-ad-en-i'-tis*) [*blepharon*; *ἀδήν*, a gland; *ιτις*, inflammation]. Inflammation of the Meibomian glands. **b. tarsalis.** See *hordeolum*.

blepharal (*blef'-ar-al*) [*βλέφαρον*, the eyelid]. Relating to an eyelid or to the eyelids.

blepharanthracosis (*blef-ar-an-thrak-o'-sis*) [*βλέφαρον*, the eyelid; *ἀνθράκωσις*, a charring; carbunculization]. Carbuncular inflammation of the eyelid.

blepharedema (*blef-ar-e-de'-mah*) [*βλέφαρον*, the eyelid; *οἴδημα*, a swelling]. Swelling or edema of the eyelids

blepharelosis (*blef-ar-el-o'-sis*) [*βλέφαρον*, the eyelid; *εἵλειν*, to roll]. Synonym of *entropion*.

blepharemphysema (*blef-ar-em-fis-e'-mah*) [*βλέφαρον*, eyelid; *ἐμφύσημα*, an inflation]. Emphysema of an eyelid.

blepharides (*blef-ar'-id-ēz*). Plural of *blepharis*.

blepharis (*blef'-ar-is*) [*βλεφαρίς*, an eyelash]. 1. An eyelash. 2. A genus of plants of the order *Acanthaceæ*. *B. capensis* is a plant of South Africa used in blood-poisoning from anthrax and in treatment of snake-bites. Dose 3–4 oz. (90–118 Cc.) of a 1:100 decoction.

blepharism (*blef'-ar-izm*) [*βλεφαρίζειν*, to wink]. Rapid involuntary winking; morbidly excessive nictitation.

blepharitic (*blef-ar-it'-ik*) [*βλέφαρον*, the eyelid; *ιτις*, inflammation]. Relating to or affected with blepharitis.

blepharitis (*blef-ar-i'-tis*) [*blepharon*; *ιτις*, inflammation]. Inflammation of the eyelids. **b. acarica,** marginal blepharitis in which the *Demodex folliculorum* is present upon or about the eyelashes. **b. ciliaris, b. marginalis,** inflammation of the ciliary or marginal border of the lids. **b. gangrænosa,** carbuncle of the eyelids. **b. glandularis, b. glandulosa,** inflammation of the Meibomian glands. **b. internus,** palpebral conjunctivitis. **b. phlegmonosa,** inflammation of the cellular tissue of the eyelid. **b. scrofulosa.** See *b. simplex*. **b. simplex,** mild inflammation of the borders of the eyelids with formation of moist yellow crusts on the ciliary margins, gluing together the eyelids. **b. squamosa,** that attended with the formation of scabs. **b. ulcerosa,** an ulcerative inflammation of the eyelids.

blepharo- (*blef-ar-o*) [*blepharon*]. A prefix meaning relating to the eyelid.

blepharoadenitis (*blef-ar-o-ad-en-i'-tis*). See *blepharadenitis*.

blepharoadenoma (*blef-ar-o-ad-en-o'-mah*) [*blepharo-*; *ἀδήν*, a gland; *ὄμα*, a tumor]. An adenoma of the eyelid.

blepharoatheroma (*blef-ar-o-ath-er-o'-mah*) [*blepharo-*; *atheroma*]. A sebaceous cyst of the eyelid.

blepharoblennorrhea (*blef-ar-o-blen-or-e'-ah*). See *ophthalmia, purulent.* **blepharoblennorrhœa gonorrhoica, b. maligna,** gonorrheal ophthalmia. **blepharoblennorrhœa neonatorum,** ophthalmia neonatorum. **blepharoblennorrhœa urethritica,** gonorrheal ophthalmia.

blepharocarcinoma (*blef-ar-o-kar-sin o'-mah*) [*blepharo-*; *carcinoma*]. Carcinoma affecting the eyelid.

blepharochalasis (*blef-ar-o-kal'-as-is*) [*blepharo-*; *χάλασις*, a slackening]. Hypertrophy of the skin of the eyelids which causes the skin to fold over and hang down. In some persons it hides the tarsal margin when the lids are open.

blepharochromidrosis (*blef-ar-o-kro-mid-ro'-sis* [*blepharo-*; *χρῶμα*, color; *ἱδρώς*, sweat]. Colored sweat of the eyelids, usually of a bluish tint.

blepharocleisis (*blef-ar-o-kli'-sis*) [*blepharo-*; *κλεῖσις*, closure]. Ankyloblepharon; abnormal closure of the eyelids

blepharoclonus (*blef-ar-ok'-lon-us*) [*blepharo-*; *κλόνος*, commotion]. Spasm of the orbicularis palpebrarum muscle.

blepharocoloboma (*blef-ar-o-kol-o-bo'-mah*). See *coloboma palpebræ*.

blepharoconjunctivitis (*blef-ar-o-kon-junk-tiv-i'-tis*) See *conjunctivitis, palpebral.*

blepharodiastasis (*blef-ar-o-di-as'-tas-is*) [*blepharo-*; *διαστάσις*, separation] Excessive separation of the eyelids; or inability to close the eyelids completely.

blepharodyschrea (*blef-ar-o-dis-kre'-ah*), or **blepharodyschroia** (*blef-ar-o-dis-kroi'-ah*) [*blepharo-*; *δυς*, bad; *χροία*, color]. Discoloration of the eyelid from nevus or from any other cause.

blepharoedema (*blef-ar-o-e-de'-mah*). See *blepharedema*

blepharoemphysema. See *blepharemphysema*.

blepharohematidrosis (*blef-ar-o-hem-at-id-ro'-sis*) [*blepharo-*; *αἷμα*, blood; *ἱδρώς*, sweat] The rare occurrence of sweating blood from the skin of the eyelid.

blepharolithiasis (*blef-ar-o-lith-i'-as-is*) [*blepharo-*; *λίθος*, a stone]. The formation of marginal concretions within the eyelid.

blepharomelasma (*blef-ar-o-mel-as'-mah*) [*blepharo-*; *μέλας*, black]. Seborrhœa nigricans occurring on the eyelid.

blepharomelena (*blef-ar-o-mel-e'-nah*). See *blepharochromidrosis*.

blepharon (*blef'-ar-on*) [*βλέφαρον*, the eyelid; pl., *blephara*]. The eyelid; palpebra.

blepharoncosis (*blef-ar-ong-ko'-sis*) [*blepharoncus*]. The formation of a blepharoncus, or the condition of suffering due to such a growth.

blepharoncus (*blef-ar-ong'-kus*) [*blepharo-*; *ὄγκος*, an enlargement]. A tumor or swelling of the eyelid.

blepharonysis (*blef-ar-on-i'-sis*) [*blepharo-*; *νύσσειν*, to prick]. Operation for entropion by means of Gaillard's suture.

blepharopachynsis (*blef-ar-o-pak-in'-sis*) [*blepharo-*; *παχύς*, thick]. Morbid thickening of the eyelid.

blepharophimosis (*blef-ar-o-fi-mo'-sis*) [*blepharo-*; *φίμωσις*, a shutting-up]. Abnormal smallness of the palpebral aperture.

blepharophryplastic (*blef-ar-o-frip-las'-tik*) [*blepharo-*; *ὀφρύς*, brow; *πλαστικός*, plastic]. Pertaining to the plastic surgery of the lid and eyebrow.

blepharophryplasty (*blef-ar-off'-re-plas-te*) [*blepharo-*; *ὀφρύς*, eyebrow; *πλάσσειν*, to form]. Plastic surgery of the eyebrow and eyelid.

blepharophthalmia (*blef-ar-of-thal'-me-ah*) [*blepharo-* *ὀφθαλμός*, eye]. Combined palpebral and ocular conjunctivitis.

blepharophthalmic (*blef-ar-of-thal'-mik*). Relating to the eyelids and the globe of the eye, or to blepharophthalmia.

blepharophthalmostat (*blef-ar-of-thal'-mo-stat*). See *blepharostat*.

blepharophyma (*blef-ar-o-fi'-mah*) [*blepharo-*; *φύμα*, a growth; *pl.*, *blepharophymata*]. A tumor of, or outgrowth from, the eyelid.

blepharoplast (*blef'-ar-o-plast*) [*blepharo-*; *πλάσσειν*, to form]. 1. An individualized centrosome, found in certain protozoa, such as trypanosoma. 2. A nucleolus of a nucleus.

blepharoplastic (*blef-ar-o-plas'-tik*) [*blepharo-*; *πλαστικός*, plastic]. Pertaining to blepharoplasty.

blepharoplasty (*blef'-ar-o-plas-te*) [see *blepharoplast*]. An operation for the restoration of any part of the eyelid.

blepharoplegia (*blef-ar-o-ple'-je-ah*) [*blepharo-*; *πληγή*, a stroke]. Paralysis of an eyelid.

blepharoptosis (*blef-ar-op-to'-sis*) [*blepharo-*; *πτῶσις*, a fall]. Drooping of the upper eyelid.

blepharopyorrhea (*blef-ar-o-pi-or-e'-ah*) [*blepharo-*; *πύον*, pus; *ῥέειν*, to flow]. A flow of pus from the eyelid.

blepharorrhaphy (*blef-ar-or'-a-fe*) [*blepharo-*; *ῥαφή*, a seam]. The stitching together of a portion of the edges of the lids.

blepharorrhea (*blef-ar-or-e'-ah*) [*blepharo-*; *ῥοία*, a flow]. A discharge from the eyelid.

blepharospasm (*blef'-ar-o-spasm*) [*blepharo-*; *σπασμός*, a spasm]. Spasm of the orbicularis palpebrarum muscle; excessive winking.

blepharospath (*blef'-ar-o-spath*) [*blepharo-*; *σπάθη*, a blade]. A forceps for taking up or holding an artery; for use in operations on the eyelid.

blepharosphincterectomy (*blef-ar-o-sfink-ter-ek'-to-me*) [*blepharo-*; *σφιγκτήρ*, sphincter; *ἐκτομή*, incision]. An operation to lessen the pressure of the upper lid upon the cornea; it consists in making an incision the entire length of the lid, about 2 mm. above the lid-border; by a second incision a small oval flap of skin, 2–4 mm. broad, is removed along with all the underlying muscle-fibers. The wound is closed with two or three sutures.

blepharostat (*blef'-ar-o-stat*) [*blepharo-*; *στατικός*, causing to stand]. An instrument for holding the eyelids apart while performing operations upon the eyes or lids.

blepharostenosis (*blef-ar-o-ste-no'-sis*) [*blepharo-*; *στενός*, narrow]. Diminution of the space between the eyelids.

blepharosymphysis (*blef-ar-o-sim'-fis-is*). See *blepharosynechia*.

blepharosyndesmitis (*blef-ar-o-sin-des-mi'-tis*) [*blepharo-*; *σύνδεσμος*, a bond]. See *conjunctivitis, palpebral*.

blepharosynechia (*blef-ar-o-si-nek'-e-ah*) [*blepharo-*; *συνέχεια*, a holding together]. The adhesion or growing together of the eyelids.

blepharotomy (*blef-ar-ot'-o-me*) [*blepharo-*; *τέμνειν*, to cut]. Incision into the eyelid.

blepharydatis (*blef-ar-id'-at-is*) [*blepharo-*; *ὐδατίς*, a vesicle]. A hydatid affecting the eyelid.

blepsopathia (*blep-so-path'-e-ah*) [*βλέψις*, sight; *πάθος*, suffering]. Eyestrain.

blessed thistle. See *Carduus*.

Blessig's groove [Robert *Blessig*, Russian physician, 1830–1878]. The slight groove in the embryonic eye that marks off the fundus of the optic cup from the zone that surrounds the periphery of the lens and corresponds in position with the future ora serrata.

blight (*blīt*). 1. A partial paralysis of certain facial nerves, arising from sudden or extreme cold. 2. A fungus-disease of plants. **b. of the eye,** an extravasation of blood within the conjunctiva. **b., sandy,** a form of ophthalmia attended with photophobia and a sensation of grittiness, due to the formation of pus in the openings of the Meibomian glands.

blighted (*blī'-ted*). Withered, blasted; affected with blight.

blind (*blīnd*) [AS]. Without sight; deprived of sight. **b. gut,** the cecum. **b. spot,** that part of the fundus of the eye where the optic nerve enters.

blindness (*blīnd'-nes*). Want of vision. **b., Bright's.** See *Bright's blindness*. **b., color-,** imperfect color-perception. This condition is found in about 4% of persons, is more frequent in men than in women, and is probably due to nonexercise of the color-sense. *Complete color-blindness* is very rare, the different colors probably appearing as different intensities or shades of white light. In *partial color-blindness* defective perception of red is the most frequent, green, blue, and yellow, respectively, being next in order. *Tests for color-blindness* usually consist in matching and classifying colored yarns. **b., cortical,** blindness due to lesion of the cortical center of vision. **b., day-.** See *nyctalopia*. **b., electric-light,** a condition similar to snow-blindness, due to exposure of the eyes to intense and prolonged electric illumination. **b., gold,** a form of retinal asthenopia at times affecting dentists, owing to which there is inability to distinguish the filling from the tooth. **b., intellectual, b., mental.** See *b., psychic*. **b., moon-,** a rare condition of retinal anesthesia said to be due to exposure of the eyes to the moon's rays in sleeping. **b., nervous.** See *amaurosis*. **b., night-.** See *hemeralopia*. **b., object-.** See *apraxia*. **b., psychic,** loss of conscious visual sensation from destruction of the cerebral visual center; there is sight but not recognition. **b., snow-,** photophobia and conjunctivitis due to exposure of the eyes to the glare of sunlight upon snow. **b., soul.** See *b. psychic*. **b., word-.** See *aphasia*.

blinking (*blink'-ing*). An involuntary winking.

blister (*blis'-ter*) [ME.]. A vesicle resulting from the exudation of serous fluid between the epidermis and true skin; also the agent by which the blister is produced. **b., blood-,** a blister which contains blood. **b., fly-,** a blister of cantharides. See *cantharides*. **b., flying,** a blister that remains long enough to produce redness of the skin and not vesication.

blistering (*blis'-ter-ing*). Forming a vesicle upon the skin. **b. collodion,** a solution of cantharidin in collodion. **b. liquid.** Same as *b. collodion*. **b. paper,** paper saturated with cantharides; used for producing vesication.

bloat (*blōt*) [ME., *blote*, swelling]. 1. Puffiness; edema; turgidity from any cause, as from anasarca. 2. A form of colic in the horse produced by tympanitic distention of the intestines. Also called *wind colic*.

block (*blok*) [ME., *blok*, a piece of wood]. 1. In dentistry a mass of gold-foil for filling teeth, made by folding a tape of foil upon itself several times by means of pliers. 2. To obstruct the path of all sensory impressions in the nerve-

trunks and roots in the spinal cord which connect the area of surgical operation with the sensorium. **b. heart.** See *heart.*

blocking (*blok'-ing*). F. Franck's term for the transitory sensory paralysis of the entire peripheral distribution of a nerve by the infiltration of the sectional area of a nerve-trunk in any part of its course with cocaine or a similar analgesic.

Blocq's disease [Paul Oscar *Blocq*, French physician, 1860–1896]. See *Briquet's ataxia.*

blondine (*blon'-dēn*) [Fr., *blonde*, light, fair]. A preparation of hydrogen dioxide, used for bleaching the hair.

blood (*blud*) [AS., *blōd*]. The fluid that circulates through the heart, arteries, and veins, supplying nutritive material to all parts of the body. In the human being the blood of the arteries is bright red and dichroic; that of the veins, dark red and monochroic. Blood consists of plasma and corpuscular elements, the latter being the red corpuscles, the white corpuscles, and the blood-plaques. In a cubic millimeter there are about 5,000,000 red and 10,000 white corpuscles. The red color of the blood is due to the hemoglobin contained in the red corpuscles. The total amount of blood was formerly estimated at $\frac{1}{13}$ of the body-weight, but now $\frac{1}{13}$ of the body-weight is believed to be a more correct figure. When exposed to the air, blood coagulates, forming a red clot and a yellowish fluid called serum. Healthy blood consists of 78% of water and 22% of solids. See *Almén, Bremer, Hayem, Hoppe-Seyler, Kobert, Ladendorff, Pacini, Rubner, Salkowski, Siruve, Van Deen, Wetzel, v. Zaleski.* **b.-casts,** tube casts to which red blood-corpuscles are attached **b.-cell,** a blood corpuscle. **b.-coagulation.** See *Hammarsten, Lilienfeld, Pekelharing, Schmidt.* **b.-corpuscles, red,** circular, biconcave discs floating in the blood. Red corpuscles are circular in mammals (except the camel) and elliptical in birds and reptiles. In man they are about $\frac{1}{3200}$ inch (7μ) in diameter and $\frac{1}{12000}$ inch thick. **b.-corpuscles, granular,** bodies described by Erb in blood of mammals and supposed to be transitional blood-corpuscles. **b.-corpuscles white,** *colorless corpuscles,* about one-third larger in diameter than the red—$\frac{1}{3200}$ inch (10μ). They exhibit movements similar to those of the ameba. **b.-crasis,** the mixture of the constituents of the blood. When the blood-crasis is diseased or disordered, the condition is known as dyscrasia. **b.-crystals,** crystals of hematoidin. **b., defibrinated,** blood from which the fibrin has been removed by agitating it with twigs. **b.-disease.** A synonym of *dyscrasia.* **b.-dust.** A synonym of *hemokonia.* **b.-fluke.** See *Bilharzia hæmatobia.* **b.-islands,** a term applied to the groups of corpuscles developed during the first days of embryonic life, within the large branched cells of the mesoblast. **b.-pigments.** See *hemoglobin, hematin,* and *hematocyanin.* **b.-plaque.** See *b.-platelets.* **b.-plasma,** the *liquor sanguinis,* or fluid part of the blood. **b. plastid,** a red blood cell which has been affected by a salt solution of too great concentration. **b.-platelets,** circular or oval, light-gray bodies found in the blood. They are from 1 to 1.3μ in size, and number from 18,000 to 300,000 in the cubic millimeter. Their function is not definitely known; they are an important factor in thrombosis. **b.-poisoning,** a morbid state due to the circulation of bacteria or their products, or both, in the blood, as the result of a local infection. **b.-pressure,** the tension of the blood in the arteries. **b.-root.** See *sanguinaria.* **b.-shot,** redness due to turgescence of blood-vessels; ecchymosed,—*e. g.*, the eye. **b.-stroke,** apoplexy. **b. transfusion.** The blood of donor and recipient must be of like types. See *typing.* **b.-tumor.** See *hematoma.* **b. types.** See typing. **b.-vessel,** an artery or a vein.

bloodless (*blud'-les*) [*blood*]. Without blood. **b. operations,** surgical amputations, in which the member is so bandaged by compresses apd elastic bands that the blood is expelled and kept from the field of operation.

bloodletting (*blud-let'-ing*). The artificial abstraction of blood from the body. **b., general,** venesection or phlebotomy, *q.v.*. **b., local, b., topical,** the removal of a small quantity of blood by cupping, leeching, or scarification. **b., revulsive,** that performed for arresting internal hemorrhage. **b., spoliative,** bleeding to reduce the number of blood-corpuscles.

bloody (*blud'-e*). Of the nature of, or filled with blood. **b. flux,** dysentery. **b. sweat,** ephidrosis.

Blot's scissors (*blo*) [Claude Philibert Hippolyte *Blot*, French obstetrician, 1822–1888]. Scissors specially designed for use in craniotomy.

blotch. A pimple or blain; a small discolored patch of skin; a group of small pustules.

blow-pipe (*blo'-pīp*). A cylindrical tube, from twelve to eighteen inches long, about half an inch in diameter at one end, and gradually tapering to a fine point or nozzle, which may be straight or bent at a right angle; it is used in directing the flame of a lamp in a fine conical tongue, for the purpose of producing a high temperature by hastening the combustion.

blucaloids (*bloo'-kal-oids*). Methylene-blue and oil of eucalyptus in capsules; useful in malaria.

blue [ME., *blew*]. One of the colors of the spectrum. **b. baby,** a child with congenital cyanosis. **b.-blindness,** defective color-perception for blue. **b. cardinal-flower.** Synonym of *Lobelia syphilitica.* **b. cohosh.** See *Caulophyllum.* **b. disease,** cyanosis of the newborn, usually due to congenital disease of the heart. **b. edema,** a puffed and bluish appearance of the limb sometimes seen in hysterical paralysis. **b.-flag.** See *Iris.* **b. gentian,** the root of *Gentiana catesbæi,* tonic and stomachic. Dose of *fluidextract* 10–40 min. (0.65–2.65 Cc.). **b.-gum tree.** See *Eucalyptus.* **b.-mass.** See *mercury mass.* **b., methylene-.** See *methylene-blue.* **b. ointment,** *unguentum hydrargyri dilutum* (U. S. P.). **b. pill,** a pill made from blue-mass. **b., Prussian,** ferric ferrocyanide, $(Fe_2)_3(FeC_6N_6)_2$. **b. stick.** Same as *b.-stone.* **b.-stone,** copper sulphate. **b., Turnbull's,** ferrous ferrocyanide, $Fe_3Fe_2(C_3N_3)_4$. **b. vision,** cyanopsia. **b. vitriol,** copper sulphate.

bluebottle (*bloo' bot-l*). See *Carduus.*

blues (*bloos*). A popular name for short periods of mental depression; they are usually associated with indigestion.

Blumberg's sign (*bloom'-berg*). In active peritonitis, pressure of the hand on the abdomen causes less pain than sudden removal of the pressure; during convalescence, pressure causes greater pain than sudden removal of the pressure.

Blumenau's nucleus (*bloo'-men-ow*) [Leonid *Blumenau*, Russian neurologist, 1862–]. The lateral nucleus of the cuneate nucleus.

Blumenbach's clivus (*bloo'-men-bakh*) [Johann Friedrich *Blumenbach*, German physiologist, 1752–1840]. The inclined surface of the sphenoid bone which lies behind the posterior clinoid processes and is continuous with the basilar process of the occipital bone. **B.'s process,** the uncinate process of the ethmoid bone.

blunt-hook (*blunt'-hook*). An obstetrical instrument, used mainly in embryotomy.

blush, systolic. Proposed name for capillary pulse. See under *pulse*.

blushing (*blush'-ing*) [ME., *blushen*, to glow]. The sudden and temporary reddening of the face due to vasomotor action caused by shame, modesty, or confusion. See *rubor*.

Blyth's test for lead in potable water [Alexander Wynter *Blyth*, English chemist]. On the addition of a 1% alcoholic tincture of cochineal a precipitate is formed.

B. M. S. Abbreviation of Bachelor of Medical Science

BNA. Abbreviation for *Basle nomina anatomica*, Basle anatomical nomenclature.

Boas' point (*bo'-as*) [Ismar *Boas*, German physician, 1858–]. In cases of gastric ulcer there is a tender spot to the left of the twelfth dorsal vertebra. **B.'s reagent,** a solution of tropeolin or paper saturated with such a solution. **B.'s sign,** the presence of lactic acid in the gastric contents in cases of cancer of the stomach. **B.'s test,** in cases of intestinal atony a splashing sound can be obtained on pressure upon the abdominal wall after the injection of a small quantity (200–300 Cc.) of water into the bowel. **B.'s test for hydrochloric acid in the contents of the stomach,** in 100 Gm. dilute alcohol dissolve 5 Gm. pure resorcinol and 5 Gm. white sugar. Spread a few drops of this reagent in a thin layer upon a porcelain dish and heat gently. If a glass rod dipped in the solution is applied to a drop of the filtrate from the stomach, a deep scarlet streak is produced. **B.'s treatment of hemorrhoids,** after extrusion of the hemorrhoids they are treated by Bier's suction until an edematous ring appears; later, they drop off.

Boas-Oppler bacillus (*bo'-as op'-ler*) [Ismar *Boas*, German physician, 1858– ; Bruno *Oppler*, German physician]. A strepto-bacillus sometimes found in the gastric contents when present in large numbers it is said to indicate carcinoma of the stomach.

boat-belly (*bōt'-bel-e*). See *scaphoid abdomen*.

bocaral (*bo'-kar-al*). An antiseptic preparation containing boric acid, carbolic acid, and alum.

Bocconia (*bok-o'-ne-ah*) [Paolo, *Boccone*, Italian botanist, 1633–1704]. A genus of plants of the order *Papaveraceæ*. *B. frutescens* is a native of the West Indies; the juice is purgative and anthelmintic.

Bochdalek's canal or duct (*bok-dal-ek'*) [*Bochdalek*, Austrian anatomist, –1883]. A minute canal passing obliquely downward and outward through the membrana tympani from the upper edge of the inner surface of the latter to the umbo, where it opens on the outer surface. **B.'s ganglion,** the supramaxillary ganglion; a small gangliform enlargement at the junction of the anterior and middle dental branches of the superior maxillary nerve. **B.'s gap,** the interval existing in the diaphragm between the costal and lumbar attachments of this muscle. **B.'s glands,** cysts developed in the tongue derived from the primitive thyroglossal duct. **B.'s muscle,** the triticeoglossus muscle, a small muscle extending from the cartilago triticea in the thyrohyoid ligament upward and forward to the tongue, which it enters, together with the posterior part of the hyoglossus **B.'s tubes,** round or tubular cavities opening into the posterior portion of the thyroglossal duct; like the latter, they are inconstant after birth. **B.'s valve,** a small fold of the lining membrane of the lacrimal duct, near the punctum lacrimale.

Bock's pharyngeal nerve [August Carl *Bock*, German anatomist, 1782–1833]. The posterior efferent (pterygopalatine) branch of the sphenopalatine ganglion.

Bockhart's impetigo [Max *Bockhart*, German physician]. Epidermic abscesses caused by pyogenic micrococci.

Bodal's test (*bo'-dal*). A test for color perception by means of colored blocks.

bodik. A Malay liquor made from rice.

Bodo (*bo'-do*) [L.]. A genus of flagellate protozoa. **B. saltans** reported as living in great numbers in unhealthy ulcerations. **B. urinarius** has been found in the urine of cholera-patients.

body (*bod'-e*) [AS., *bodig*]. 1. The animal frame with its organs. 2. A cadaver or corpse. 3. The important and largest part of an organ, as the body of the uterus. See also *corpus* and *corpora*. 4. A mass of matter. **b., alloxur.** See *alloxur*. **bodies, amylaceous, b., amyloid,** a term applied by Virchow (1856) to bodies found in the central nervous system of adults and young persons dying of various diseases (not alone of diseases of the nervous system). They are concentrically striated, stain deep brown with Lugol's solution, blue with iodine and sulphuric acid, and give the characteristic amyloid color with the aniline stains. **b., antiimmune,** a substance held by Ehrlich in his lateral-chain theory to enter into the composition of an antihemolysin (*q. v.*) Cf. *anticomplement*. **bodies, bigeminal.** See *corpora quadrigemina*. **b.-cavity,** the space contained within the thoracic and abdominal walls. **b., central.** 1. The nucleus. 2. In the plural, peculiar corpuscles which are permanently present near the nucleus in protoplasm during cell-division. **bodies, chromatin,** bodies of various forms found in the reticulum of a cell undergoing mitosis. **bodies, direction, b., directive,** the minute abortive cells extruded by the egg-cell as the final phenomenon in the process of maturation; polar bodies. **bodies, globoid,** micro-organisms found in poliomyelitis, and supposed to be the cause of that disease. **b., immune,** a name given by Pfeiffer to one of the two substances of a hemolytic serum. It is thermostabile and has two affinities, a stronger one for the red blood-cell and a weaker one for the complement. Having two uniting processes, it is an amboceptor. **b., inclusion,** a nucleoid. **b., intermediary, b., intermediate.** See *b., immune* and *amboceptor*. **bodies, katalytic,** the ferments. **b.-louse.** See under *pediculus*. **bodies, melonseed,** bits of fibrin, cartilage, or of tuberculous or syphilitic granulation tissue, found in enlarged bursæ and ganglia. **bodies, metachromatic,** small granules in bacterial cells staining differently from the surrounding cytoplasm. **bodies, parenchymal,** the lobules of the

lacrimal gland. **b., perineal,** the tissues between the vulva and anus. **b., pituitary.** See *pituitary*. **b.-sarcode,** the protoplasm of the cell-body. **bodies, semilunar.** See *cells, demilune*.

Boeck's disease (*bek*) [Carl Wilhelm *Boeck*, Norwegian physician, 1808–1875]. Sarcoid tumor of the skin. **B.'s lotion,** for dry, itching, inflammatory diseases. Talc and starch, each, 50; glycerol, 20; lead-water, 100. The bottle to be well shaken; the lotion diluted with twice the volume of water and applied with a brush. **B.'s scabies,** scabies crustosa; Norwegian itch.

Boedeker's reaction for albumin (*bo'-dek-er*). [Carl Heinrich Detlef *Boedeker*, German chemist, 1815–1895]. Treat the liquid with acetic acid and add a solution of potassium ferrocyanide drop by drop. White precipitate of albumin will be formed.

Boerhaave's glands (*bor'-hāv*) [Hermann *Boerhaave*, Dutch physician, 1668–1738]. The sudoriparous glands. The convoluted glands in the skin that secrete the sweat.

Boernstein's test for saccharin. Extract the substance to be tested with ether; remove the ether and heat with resorcinol and sulphuric acid and add an excess of soda solution. In the presence of saccharin a strong fluorescence is produced. According to Hooker, other substances, *e. g.*, succinic acid, also produce this reaction.

Boettcher's canal (*bet'-kher*) [Arthur *Boettcher*, German anatomist, 1831–1889]. A canal between the utricle and saccule of the internal ear. **B.'s cells,** dark-colored cells, with a basally situated nucleus, found between Claudius' cells **B.'s crystals.** See *crystals, spermin*.

Boettcher-Cotugno's space (*ko-tūn'-yo*). The endolymphatic sac of the internal ear.

Boettger's test for dextrose (*bet'-ger*) [Wilhelm Carl *Boettger*, German chemist, 1871–]. Take 5 Gm. of basic bismuth nitrate, 5 Gm. of tartaric acid, and 30 Cc. of distilled water. Add to this slowly a strong solution of sodium hydroxide, stirring continually until a clear solution is obtained. To a small quantity of this add some solution of dextrose and boil. A black precipitate of metallic bismuth is formed. Or the test may be performed in this way: Add some solid bismuth subnitrate to the liquid already rendered alkaline with sodium carbonate or potassium and boil. The existence of dextrose will be evinced by the darkening of the bismuth salt or a black precipitate.

Bogg's sign. In hypertrophy of the thymus: an upward shifting of the lower level of percussion dulness when the "seated" subject's head is extended backwards towards the spine.

Bogros' space (*bog'-ro*) [Jean Annet *Bogros*, French anatomist, 1786–1825]. A space between the peritoneum above and the fascia transversalis below, in which the lower portion of the external iliac artery can be reached without wounding the peritoneum.

Bogrow's fibers (*bog'-ro*). A tract of nerve-fibers passing from the optic tract to the optic thalamus.

boil (*boil*) [Mod. E., *boile*]. A furuncle; a localized inflammation of the skin and subcutaneous connective tissue attended by the formation of pus. See *furunculus*. **b., Aleppo, b., Delhi,** a peculiar ulcerative affection endemic in India, due to a specific microorganism. See *furunculus orientalis*. **b., blind,** one of brief continuance and not attended by the formation of a core

boiled oil. Linseed oil that has been heated to a high temperature (130° C. and upward), while a current of air is passed through or over the oil, and the temperature increased until the oil begins to effervesce from evolution of products of decomposition.

boiling [ME., *boilen*, to stir]. The vaporization of a liquid when it gives off vapor having the same tension as the surrounding air. **b. point,** the temperature at which a liquid begins to boil.

bolbomelanosis (*bol-bo-mel-an-o'-sis*) [βολβός, a bulb; μελάνωμα, blackness]. The process of formation of a melanoma.

boldin (*bol'-din*). A glucoside found in boldus; boldoglucin.

boldine (*bōl'-din*). See under *boldus*.

boldo (*bol'-do*). See *boldus*.

boldoglucin. An aromatic glucoside obtained from *Peumus boldus* and other species. It is a hypnotic in doses of 20 gr.–1 dr. (1.3–4.0 Gm.).

boldus (*bol'-dus*) [L.]. Boldo. The leaves and stems of an evergreen, *Peumus boldus*, native to Chili, sometimes used in anemia and general debility as a substitute for quinine. It contains a bitter alkaloid, *boldine*, a hypnotic in doses of 3 gr. (0.2 Gm.). Dose of the *fluid-extract*, 1–4 min. (0.065–0.26 Cc.); of the *tincture*, which contains 20% of the drug, 5–8 min. (0.32–0.52 Cc.).

bole (*bōl*) [βῶλος, a clod of earth]. A translucent, soft variety of clay formerly much used in medicine—internally as an astringent, externally as an absorbent. Several varieties are used, as the *Armenian bole*, the *Lemnian*, and the *French bole*.

boletiform (*bo-let'-e-form*). Shaped like a mushroom.

Boletus (*bo-le'-tus*). A genus of fungi, some species of which are edible while others are highly poisonous.

Bolognini's sign (*bo-lon-ye'-ne*). On pressing with the tips of the fingers of both hands alternately upon the right and left of the abdomen of a patient who is lying on his back and whose abdominal muscles are relaxed by flexion of the thighs, a sensation of friction within the abdomen is perceived; it is noticed in the early stages of measles.

bolometer (*bo-lom'-et-er*) [βολή, a ray, a throw; μέτρον, a measure]. A device for measuring minute differences in radiant heat. Syn., *thermic balance*.

bolus (*bo'-lus*) [L.]. 1. A large pill. 2. The rounded mass of food prepared by the mouth for swallowing. 3. See *bole*.

bombus (*bom'-bus*) [βόμβος, a humming sound]. A ringing or buzzing sound in the ears; tinnitus. Also a sonorous movement or rumbling flatus of the intestines: borborygmus.

Bond's splint. *For fracture of the lower end of th radius:*—A thin, wooden splint, with sole-leather edges an inch high, and a curved block to rest in the palm of the hand. A pasteboard splint is used on the back of the forearm, both reaching from below the elbow to almost the distal ends of the metacarpal bones.

bonducin (*bon'-dū-sin*), $C_{14}H_{18}O_8$. A bitter principle from bonducella; a white powder, soluble in alcohol, chloroform, fats, and oils, used as a febrifuge. Dose 1½–3 gr. (0.1–0.3 Gm.).

bonduk, bonducella (*bon'-dūk, bon-dū-sel'-ah*) [L.]. Bonduc-seeds. The seeds of *Cæsalpinia bonducella*, a tropical plant. It is a bitter tonic

and antiperiodic in intermittent fevers. Dose 10–15 gr. (0.65–0.97 Gm.)

bone (*bōn*) [AS., *bān*]. A hard tissue that constitutes the framework or skeleton of the body. Bone usually consists of a compact outer mass covered with periosteum, surrounding a reticulated inner structure that incloses a central cavity filled with marrow. A transverse section of a long bone shows bone-tissue to be composed of a number of nearly circular zones, each having a central tube, the Haversian canal, through which the blood circulates. Surrounding the Haversian canal are concentrically arranged laminæ, or layers of bone, between which are found irregular spaces called lacunæ, containing bone-corpuscles and communicating with the Haversian canal and each other by means of canaliculi, through which the nutrition is conveyed to all parts of the bone. **b.-ache**, osteocopic pain. **b., ankle-**, the talus or astragalus. **b., articular**, that element of the mandible or lower jaw which is formed from the condylar portion of the cartilaginous rudiment in Meckel's cartilage. Syn., *os articulare; os condyloideum maxillæ inferioris*. **b.-ash**, the calcic phosphate remaining after bones have been incinerated. **b., basilar.** 1. The sphenoid and occipital bones regarded as one. 2. The sacrum. 3. The last lumbar vertebra. 4. The basioccipital bone. 5. The basisphenoid bone in birds. **b., cancellated, b., cancellous**, bone consisting chiefly of spongy tissue. **b.-cartilage.** See *ossein*. **b.-cell**, an osteoblast. **b., cheek-**, the malar bone. **b.-chips.** See *Senn's bone-plates*. **b., collar-**, the clavicle. **b.-conduction**, the transmission of sound-waves to the auditory nerve by means of sonorous vibrations communicated to the bones of the skull. **b.-cyst**, a tumor distending and thinning bone, and filled with serum or bloody fluid; in rare cases bone-cysts contain hydatids. **b.s., elongated**, long bones, like the ribs, devoid of a medullary cavity. **b., endochondral**, such true bone as originates from osteoblastic centers in fetal cartilage, and not from periosteum. **b., epipteric**, a small Wormian bone sometimes found between the great wing of the sphenoid and the anterior inferior angle of the parietal bone. **b., exercise**, an ossification in the left arm of soldiers due to constant pressure of a musket. **b., flat**, a bone more or less in the form of a plate. **b.-gelatin.** See *gelatin, bone-*. **b., intermaxillary.** See *mesognathion*. **b., long**, one consisting of a narrow shaft and two expanded ends. **b.s, pneumatic**, those containing many air-cells or air-sacs. **b., puboischiadic, b., pubolschiatic**, the os pubis and the ischium taken as one. **b., rider's**, an ossification of the lower tendon of the adductor longus or magnus from pressure. **b., sesamoid.** See *sesamoid bone*. **b.-setter**, a specialist at setting bones; usually an uneducated empiric, and often a pretender to hereditary skill in the business. **b., short**, one the three dimensions of which are approximately equal. **b., stirrup.** See *stapes*. **b.s, sutural**, the Wormian bones of the skull. **b.s, Wormian**, small bones in the sutures of the skull. See *bones, table of*, page 217.

bonelet (*bōn'-let*). See *ossicle*.

bone-oil. Dippel's animal oil, *q. v.*

boneset. See *Eupatorium*.

Bonfils' disease [Emile Adolphe *Bonfils*, French physician]. See *Hodgkin's disease*.

Bonnaire method (*bon-air'*) [— *Bonnaire*, French obstetrician]. A method of bimanual dilatation of the cervix for rapid artificial delivery.

Bonnet's capsule (*bon-a'*) [Amadée *Bonnet*, French surgeon, 1809–1858]. The posterior portion of the sheath of the eyeball; Tenon's capsule. **B.'s operation**, enucleation of the eyeball. **B.'s position**, the position assumed by the thigh in coxitis: flexion, abduction, and outward rotation.

boohoo (*boo-hoo'*) [native S. Pacific]. A kind of gastritis with slight fever and with great nostalgia and depression of spirits. It attacks strangers in some of the Pacific Islands.

Boophilus (*bo-off'-il-us*) [βους, ox; φιλεῖν, to love]. A genus of cattle-ticks. **B. annulatus**, the cattle-tick which carries the piroplasma responsible for Texas fever (a disease of cattle).

boopia (*bo-o'-pe-ah*) [βοῦς, ox; ὤψ, eye]. Ox-eyes, observed in cases of hysteria.

boot, Junod's. See *Junod's boot*.

boracic acid (*bo-ras'-ik*). See under *boron*.

boracil (*bo'-ras-il*). A preparation composed of boric acid, benzoic acid, acetanilide, and resorcinol. It is used as an antiseptic dusting powder.

boracite (*bo'-ras-īt*). 1. Native magnesium borate. 2. A preparation consisting of borocitrate of magnesium, and sugar.

borage (*bo'-raj*). The plant *Borago officinalis*, a demulcent, mild refrigerant and diaphoretic. Dose of fluidextract, ʒi.

boral (*bo'-ral*). See *aluminum borotartrate*.

boralide (*bo'-ral-id*). A proprietary wound-antiseptic said to contain equal parts of boric acid and acetanilide.

borate (*bo'-rāt*) [Ar., *būraq*, borax]. Any salt of boric acid.

borated (*bo'-ra-ted*). Containing or combined with borax or boric acid.

borax (*bo'-raks*) See *boron*.

borborygmus (*bor-bor-ig'-mus*) [βορβορυγμός, a rumbling: *pl.*, *borborygmi*]. A rumbling of the bowels.

Bordeaux emulsion (*bor-do*). A preparation containing lime 0.3, copper sulphate 1.6, liquid petrolatum 6.0, and water to 100.

border (*bord'-er*) [ME.]. In anatomy, the boundary of an area or surface. **b., basal, b., cuticular, b., striated.** See *layer, cuticular*. **b., bright**, the margin of a ciliated cell. **b., vermilion**, the line of union of the mucosa of the lip with the skin.

Bordet's phenomenon (*bor'-dā*) [J. *Bordet*, Belgian bacteriologist]. See *Pfeiffer's reaction*, from which it differs only in the use of a small quantity of normal serum instead of fresh peritoneal fluid. **B.'s specific test**, for human blood: it is based upon the fact that the blood-serum of an animal subcutaneously injected with the blood of another animal of a different species rapidly develops the property of agglutinating and dissolving the erythrocytes similar to those injected, but has no effect upon blood derived from any other source.

Bordier-Fraenkel's sign. See *Bell's phenomenon*.

boric (*bo'-rik*). Relating to boron; containing boron. **b. acid.** See under *boron*.

boricin (*bo'-ris-in*). A proprietary mixture of borax and boric acid used as an antiseptic.

boride (*bo'-rīd*). A compound of boron with a radical or element.

borine (*bo'-rēn*). 1. A compound of 1 atom of boron and 3 atoms or 3 molecules of a univalent

TABLE OF BONES

Name	*Principal Features*	*Articulations and Variety*	*Muscular and Ligamentous Attachments*
Anvil.	See *Incus*.		
Astragalus.	See *Talus*.		
Atlas [BNA].*	First cervical vertebra, ring-like; anterior and posterior arches and tubercles; articular surfaces.	Occipital bone—*double arthrodia*. Epistropheus, four joints—*diarthrodia rotatoria and double arthrodia*.	Longus colli (*tubercle*), rectus capitis posticus minor (*spinous process*).
Axis.	See *Epistropheus*.		
Cacaneus [BNA] (calcaneum) (os calcis).	The heel bone; irregularly cuboid; lesser process [sustentaculum tali], greater process, peroneal ridge or spine, superior groove articular surfaces.	Astragalus, Cuboid, Scaphoid, } *arthrodia*.	Tibialis posticus, tendo Achillis, plantaris, abductor pollicis, abductor minimi digiti, flexor brevis digitorum, flexor accessorius, extensor brevis digitorum.
Capitatum (os) [BNA] (os magnum).	Largest bone of carpus; occupies center of wrist; head, neck, body; short bone.	Scaphoid, Semilunar, } *enarthrodia*. Second, Third, Fourth } Metacarpal—*arthrodia*. Trapezoid, Unciform, } *arthrodia*.	Flexor brevis pollicis (part).
Carpus [BNA] (ossa carpi).	Consists of os naviculare manus, os lunatum, os triquetrum, os pisiforme, os multangulum majus, os multangulum minus, os capitatum, os hamatum. See *individual bones*.		
Clavicula [BNA] (clavicle).	Collar-bone, resembles the italic "*f*;" conoid tubercle, deltoid tubercle, oblique line.	Sternum, Scapula, Cartilage of first rib, } *arthrodia*.	Sternomastoid, trapezius, pectoralis major, deltoid, subclavius, sternohyoid, platysma.
Coccygis (os) [BNA] (coccyx).	The last bone of the vertebral column; resembles a cuckoo's beak; usually composed of four small segments: base, apex, cornua.	Sacrum—*amphiarthrodia*.	Coccygeus, gluteus maximus, extensor coccygis, sphincter ani, levator ani.
Concha nasalis inferior [BNA] (inferior turbinate bone).	Situated on the outer wall of the nasal fossa; irregular bone.	Ethmoid, Maxilla, Lacrimal, Os palatinum, } *synarthrodia*.	None.
Costæ [BNA] (ribs).	Twelve in number on each side; shaft, head, neck, tuberosity, angle (anterior and posterior), anterior or sternal extremity; first, second, tenth, eleventh and twelfth are peculiar; flat bones.	Vertebræ—*arthrodia*. Sternum, { First rib—*synarthrodia*. Others—*arthrodia*	Internal and external intercostals, scalenus anticus, medius and posticus, pectoralis minor, serratus magnus obliquus externus, transversalis, quadratus lumborum, diaphragm, latissimus dorsi, serratus posticus superior and inferior sacrolumbalis, musculus accessorius ad sacrolumbalem, longissimus dorsi, cervicalis ascendens, levatores costarum, infracostales.
Coxæ (os) [BNA] (innominate bone, os innominatum).	Large, 3 parts; flat bone; with its fellow and sacrum and coccyx forms pelvis.	{ With its fellow of opposite side, Sacrum, Femur—*enarthrodia*. } *synarthrodia*.	
	Ilium—superior broad expanded portion, crest, superior, middle, and inferior curved lines iliopectineal line, venter, auricular surface, anterior and posterior, superior and inferior spinous processes, 5 (about) of acetabulum.		*Ilium*—tensor vaginæ femoris, external oblique, latissimus dorsi, iliacus, transversalis, quadratus lumborum, erector spinæ, internal oblique, gluteus maximus, medius, and minimus, rectus, pyriformis multifidus spinæ, sartorius.

* The abbreviation [BNA] used throughout this table indicates that the term is in accordance with the Basle anatomical nomenclature.

TABLE OF BONES.—(*Continued*)

Name	*Principal Features*	*Articulations and Variety*	*Muscular and Ligamentous Attachments*
	Ischium—lower and back portion body, tuberosity and ramus, spine, greater and lesser sacrosciatic notches external and internal lips of tuberosity, lower boundary of obturator foramen $\frac{2}{5}$ (about) of acetabulum		*Ischium*—obturator externus and internus, gracilis, levator ani, gemelli superior and inferior coccygeus, biceps semitendinosus, semimembranosus, quadratus femoris, adductor magnus, transversus perinei, erector penis.
Coxæ (*continued*).	*Pubis*—body, horizontal ramus, descending ramus, spine, iliopectineal line, angle, symphysis obturator foramen (upper boundary), $\frac{1}{5}$ of acetabulum		*Pubis*—internal and external oblique, transversalis, rectus, pyramidalis psoas parvus, pectineus adductor magnus, longus, and brevis gracilis, external and internal obturator levator ani compressor urethræ, accelerator urinæ
Cranium [BNA].	Occipital, parietal (two), frontal, temporal (two), sphenoid ethmoid. See *individual bones*		
Cuboideum (os) [BNA] (cuboid)	Somewhat pyramidal, tuberosity	Os calcis, External cuneiform, Fourth and fifth metatarsal bones, — *arthrodia*	Flexor brevis pollicis
Cuneiform (of carpus)	See *Triquetrum (os)*		
Cuneiforme (os) primum [BNA] (internal cuneiform)	Irregularly wedge-shaped, the largest of the three	Os naviculare pedis Cuneiforme secundum, First and second metatarsal bones, — *arthrodia*	Tibialis anticus and posticus.
Cuneiforme (os) secundum [BNA] (middle cuneiform)	Wedge-shaped, smallest of the three.	Os naviculare pedis, Cuneiforme primum, Cuneiforme tertium, Second metatarsal, — *arthrodia*	Tibialis posticus
Cuneiforme (os) tertium [BNA] (external cuneiform)	Wedge-shaped	Os naviculare pedis, Cuneiforme secundum Os cuboideum, Second third, and fourth metatarsal bones — *arthrodia*	Tibialis posticus, flexor brevis pollicis
Epistropheus [BNA] (axis)	Second cervical vertebra, body odontoid process pedicles, laminæ, spinous process, transverse processes, articular surfaces	First cervical vertebra—*diarthrodia rotatoria and double arthrodia* Third cervical vertebra—*double arthrodia*	Longus colli, check ligaments
Ethmoidale (os) [BNA] (ethmoid).	Irregularly cubic, situated at anterior part of base of skull, horizontal or cribriform plate perpendicular plate two lateral masses, crista galli	Os sphenoidale Two sphenoid—turbinated, Frontal, Two nasal, Two maxillary, Two lacrimal, Ossa palatinum, Conchæ nasalis inferior, Vomer — *synarthrodia*	None
Femur [BNA].	Cylindrical, longest, largest, and strongest bone in the body, shaft and two extremities head, neck, greater and lesser trochanters, linea aspera, condyles, a long bone.	Os coxæ—*enarthrodia* Tibia—*ginglymus* Patella—*arthrodia*	Gluteus medius, gluteus minimus pyriformis, obturator internus, obturator externus, gemellus superior, gemellus inferior, quadratus femoris, psoas magnus, iliacus vastus externus, gluteus maximus, short head of the biceps, vastus internus, adductor magnus, pectineus, adductor brevis, adductor longus, crureus, subcrureus, gastrocnemius, plantaris, popliteus.

TABLE OF BONES.—(*Continued*)

Name	*Principal Features*	*Articulations and Variety*	*Muscular and Ligamentous Attachments*
Fibula [BNA].	Long bone; shaft, upper extremity or head, lower extremity or external malleolus.	Tibia—*arthrodia*. Talus, with the tibia and fibula—*ginglymus*.	Biceps, soleus, peroneus longus, extensor longus digitorum, peroneus tertius, extensor proprius pollicis, tibialis posticus, flexor longus pollicis, peroneus brevis.
Foot.	Composed of tarsus metatarsus and phalanges (*q. v.*).		
Frontale (os) [BNA] (frontal)	The forehead bone; a flat bone, a frontal portion and an orbitonasal portion, frontal eminences, superciliary ridges, supraorbital arches, supraorbital notches or foramina internal and external angular processes, temporal ridges, nasal notch, nasal spine, nasal eminence or glabella	Two parietal, Sphenoid, Ethmoid, Two nasal, Two maxillary, Two lacrimal, Ossa zygomatica, } *synarthrodia*	Corrugator supercilii, orbicularis palpebrarum, and temporal on each side
Hamatum (os) [BNA] (unciform).	Wedge-shaped, hook-like process, in lower row of carpus, short bone	Os lunatum, Fourth and fifth metacarpal, Os triquetrum, Os capitatum, } *arthrodia*	Flexor brevis minimi digiti flexor ossis metacarpi minimi digiti, anterior annular ligament
Hand.	Composed of carpus metacarpus, and phalanges (*q. v.*).		
Humerus [BNA]	Largest bone of upper extremity, long bone, a shaft and two extremities. Upper extremity presents a head neck and greater and lesser tuberosities Lower extremity, trochlea olecranon fossa, coronoid fossa external and internal condyles, supratrochlear foramen, supracondyloid ridges	Scapula (glenoid cavity)—*enarthrodia* Ulna, Radius, } *ginglymus*	Supraspinatus, infraspinatus, teres minor, subscapularis, pectoralis major, latissimus dorsi, deltoid coracobrachialis, brachialis anticus, triceps, subanconeus, pronator radii teres, flexor carpi radialis, palmaris longus, flexor digitorum sublimis, flexor carpi ulnaris, supinator longus, extensor carpi radialis longior, extensor carpi radialis brevior, extensor communis digitorum, extensor minimi digiti, extensor carpi ulnaris, supinator brevis, and anconeus
Hyoideum (os) [BNA] (hyoid)	A bony arch, irregular bone, a body, two greater and two lesser cornua	None	Sternohyoid, thyrohyoid, omohyoid, digastricus, stylohyoid, mylohyoid, geniohyoid, geniohyoglossus, hyoglossus, middle constrictor of the pharynx
Ilium (os) [BNA] (ilium).	See *Coxæ (os)*		
Incus [BNA] (anvil).	Resembles a bicuspid tooth with two roots body, and two processes The largest bone in the ear	Malleus—*arthrodia* (*trigger-joint*) Stapes—*arthrodia*	None
Inferior maxillary	See *Mandibula*		
Inferior turbinated	See *Concha nasalis inferior*		
Innominate	See *Coxæ (os)*		
Ischii (os) [BNA] (ischium).	See *Coxæ (os)*		
Lacrimale (os) [BNA] (lacrimal).	Small, situated at front part of inner wall of orbit, resembles finger nail, crest lacrimal groove, flat bone	Frontal, Ethmoid, Superior maxillary, Inferior turbinated, } *synarthrodia*	Tensor tarsi
Lingual.	See *Hyoideum (os)*.		
Lunatum (os) [BNA] (semilunar).	Upper row of carpus, four surfaces, crescentic outline.	Radius—*condyloid*. Os capitatum, Os hamatum, Os triquetrum, Os naviculare manus, } *arthrodia*	
Magnum (os).	See *Capitatum (os)*.		
Malar	See *Zygomaticum (os)*.		

TABLE OF BONES —(*Continued*)

Name	*Principal Features*	*Articulations and Variety*	*Muscular and Ligamentous Attachments*
Malleus	Resembles a hammer, head neck, handle or manubrium processus gracilis, processus brevis, irregular The second largest bone of the ear	Incus—*arthrodia* (*trigger-joint*)	Tensor tympani
Mandibula [BNA] (inferior maxillary, mandible)	Body and two rami, contains the teeth of the lower jaw, symphysis mental process mental foramen, coronoid and condyloid process, head neck sigmoid notch, irregular bone	The two temporal bones—*bilateral condyloid*—*diarthrodia*	Levator menti, depressor labii inferioris, depressor anguli oris, platysma myoides buccinator, masseter orbicularis oris, geniohyoglossus, geniohyoideus, mylohyoideus, digastric, superior constrictor, temporal internal pterygoid, external pterygoid
Maxilla [BNA] (superior maxillary).	Forms with its fellow the whole of the upper jaw, somewhat cuboidal, body and malar, nasal alveolar and palatine processes, hollow (the antrum of Highmore or maxillary sinus), incisive or myrtiform fossa canine fossa, canine eminence, infraorbital foramen, posterior dental canals maxillary tuberosity, posterior palatine canal, infraorbital groove, irregular bone	Frontal Ethmoid, Nasal, Os zygomaticum, Lacrimal, Concha nasalis inferior, Palate, Vomer Fellow of opposite side, } *synarthrodia*	Orbicularis palpebrarum obliquus inferior oculi, levator labii superioris alæque nasi, levator labii superioris proprius, levator anguli oris, compressor nasi depressor alæ nasi dilator naris posterior masseter, buccinator, internal pterygoid orbicularis oris
Metacarpalia (ossa) [BNA] (metacarpal)	Five in number, shaft base and head, long bones	Second row of carpus—*arthrodia* Phalanges—*condyloid*	To the *thumb*—flexor and extensor ossis metacarpi pollicis first dorsal interosseous *Second metacarpal bone*—flexor carpi radialis extensor carpi radialis longior first and second dorsal interosseous first palmar interosseous flexor brevis pollicis (frequently) *Third metacarpal*—extensor carpi radialis brevior flexor brevis pollicis adductor pollicis second and third dorsal interosseous *Fourth metacarpal*—third and fourth dorsal and second palmar interosseous *Fifth metacarpal*—extensor carpi ulnaris flexor carpi ulnaris flexor ossis metacarpi minimi digiti, fourth dorsal and third palmar interosseous
Metatarsalia (ossa) [BNA] (metatarsal).	Five in number shaft base, and head, long bones.	Tarsus—*arthrodia* Phalanges—*condyloid*	*First*—tibialis anticus (part), peroneus longus first dorsal interosseous *Second*—adductor pollicis first and second dorsal interosseous tibialis posticus (part) *Third*—adductor pollicis second and third dorsal and first plantar interosseous tibialis posticus (part) *Fourth*—adductor pollicis, third and fourth dorsal and second plantar interosseous, tibialis posticus (part) *Fifth*—peroneus brevis, peroneus tertius, flexor brevis minimi digiti, transversus pedis, fourth dorsal, and third plantar interosseous
Multangulum majus [BNA] (trapezium)	In lower row of carpus, very irregular, six surfaces, groove, short bone	Os naviculare manus, Multangulum minus, First and second metacarpal, } *arthrodia*	Adductor pollicis, flexor ossis metacarpi pollicis, flexor brevis pollicis (part)

TABLE OF BONES.—(*Continued*)

Name	*Principal Features*	*Articulations and Variety*	*Muscular and Ligamentous Attachments*
Multangulum minus [BNA] (trapezoid).	Smallest bone in second row of carpus; wedge-shaped; six surfaces; short bone.	Os naviculare manus, Second metacarpal, Multangulum majus, Os capitatum, — *arthrodia.*	Flexor brevis pollicis (part).
Nasale (os) [BNA] (nasal).	Oblong; forms with its fellow the bridge of the nose; nasal foramen, spine, crest; flat bone.	Frontal, Ethmoid, Nasal (opposite). Maxillary, — *synarthrodia.*	
Naviculare (os) manus [BNA] (scaphoid of wrist).	Largest bone of first row; boat-shaped; upper and outer part of carpus; four surfaces; tubercle; short bone.	Radius—*condyloid.* Multangulum majus, Multangulum minus. Os capitatum, Os lunatum, — *arthrodia.*	External lateral ligament of wrist.
Naviculare (os) pedis [BNA] (scaphoid of ankle).	Or navicular bone; boat-shaped; inner side of tarsus, four surfaces, tuberosity; short bone.	Talus, Cuneiform (three), Cuboid (occasionally), — *arthrodia.*	Tibialis posticus (part).
Occipitale (os) [BNA] (occipital).	Back part and base of cranium; trapezoid in shape; outer and inner tables external protuberance, external occipital crest, superior and inferior curved lines, foramen magnum, condyles, jugular process, anterior and posterior condyloid foramina, basilar process, pharyngeal spine, 4 sfossæ on internal surface, internal occipital protuberance and crest, grooves for the cerebral sinuses, torcular herophili, jugular foramen; flat bone.	Parietal (two), Temporal (two), Sphenoid, — *synarthrodia.* Atlas—*double arthrodia.*	Twelve pairs—occipitofrontalis, trapezius, sternomastoid, complexus, biventer cervicis, splenius capitis, superior oblique, rectus capitis posticus, major and minor, rectus lateralis, rectus capitis anticus, major and minor, superior constrictor of the pharynx.
Palatinum (os) [BNA] (palate).	Back part of nasal fossa; helps to form floor and outer wall of nose, the roof of mouth and floor of orbit, also sphenomaxillary and pterygoid fossæ and the sphenomaxillary fissure, L-shaped; inferior or horizontal plate, superior or vertical plate, posterior palatine canal, posterior spine, inferior and superior turbinated crests, maxillary process, pterygoid process, accessory descending palatine canals, orbital process, sphenoid process, sphenopalatine foramen.	Sphenoid, Ethmoid, Maxillary, Concha nasalis inferior, Vomer, Opposite palate, — *synarthrodia.*	Tensor palati, azygos uvulæ, internal and external pterygoid, superior constrictor of pharynx.
Parietale (os) [BNA] (parietal).	Form sides and roof of skull; irregular, quadrilateral, two surfaces, four borders, four angles, parietal eminence, temporal ridge, parietal foramen, furrows for cerebral sinuses, depressions for Pacchionian bodies; flat bone.	Opposite parietal, Occipital, Frontal, Temporal, Sphenoid, — *synarthrodia*	Temporal
Patella [BNA].	Flat; triangular sesamoid; anterior part of knee-joint; two surfaces, three borders, apex; flat bone.	Condyles of femur—*partly arthrodial.*	Rectus, crureus, vastus internus, vastus externus.
Pelvis	Composed of two ossa coxæ, os sacrum, and os coccygis (*q. v.*).		

TABLE OF BONES.—(*Continued*)

Name	*Principal Features*	*Articulations and Variety*	*Muscular and Ligamentous Attachments*
Phalanges digitorum pedis [BNA] (phalanges of foot).	Two of great toe, three of each of the others, shaft, base, head, long bones.	First row with metatarsal and second phalanges—*condyloid* Second of great toe with first phalanx; of other toes, with first and third phalanges, } *ginglymus* Third row with second row, } *ginglymus*	*First—great toe*—inner tendon extensor brevis digitorum, abductor pollicis, adductor pollicis, flexor brevis pollicis, transversus pedis. *Second toe*—first and second dorsal interosseous, first lumbrical. *Third toe*—third dorsal and first plantar interosseous, second lumbrical *Fourth toe*—fourth dorsal and second plantar interosseous, third lumbrical. *Fifth toe*—flexor brevis minimi digiti, abductor minimi digiti, third plantar interosseous, fourth lumbrical. *Second—great toe*—extensor longus pollicis, flexor longus pollicis. *Other toes*—flexor brevis digitorum, one slip of common tendon of extensor longus and brevis digitorum *Third*—two slips from the common tendon of the extensor longus and extensor brevis digitorum, and flexor longus digitorum.
Phalanges digitorum manus [BNA] (phalanges of hand)	Fourteen in number, three for each finger and two for thumb, shaft, head, base, long bones.	First row with metacarpal bones and second row of phalanges—*condyloid* Second row with first and third rows, } *ginglymus* Third row with second row, } *ginglymus*	*Thumb*—extensor primi internodii pollicis, flexor brevis pollicis abductor pollicis, adductor pollicis, flexor longus pollicis extensor secundi internodii. *First—index-finger*—first dorsal and first palmar interosseous. *Middle finger*—second and third dorsal interosseous *Ring finger*—fourth dorsal and second palmar interosseous. *Little finger*—third palmar interosseous flexor brevis minimi digiti, abductor minimi digiti *Second—to all*—flexor sublimis digitorum and extensor communis digitorum, in addition *To index-finger*—extensor indicis. *To little finger*—extensor minimi digiti *Third*—flexor profundus digitorum, extensor communis digitorum
Pisiforme (os) [BNA] (pisiform).	Anterior and inner side of carpus, small; spherical, one articular facet; short bone	Os triquetrum—*arthrodia*	Flexor carpi ulnaris, abductor minimi digiti, anterior annular ligament
Pubis.	See *Coxæ* (*os*).		
Pyramidale (os).	See *Triquetrum* (*os*).		
Radius [BNA].	Outer side of forearm, shaft, head, neck, tuberosity, lower extremity oblique line, sigmoid cavity, styloid process	Humerus—*ginglymus* Ulna, superior—*diarthrodia rotatoria* Ulna, middle—*membranous.* Ulna, inferior—*diarthrodia rotatoria* Os lunatum—*condyloid*	Biceps supinator brevis, flexor sublimis digitorum, flexor longus pollicis, pronator quadratus, extensor ossis metacarpi pollicis, extensor primi internodii pollicis, pronator radii teres, supinator longus.
Ribs	See *Costæ*.		

TABLE OF BONES —(*Continued*)

Name	*Principal Features*	*Articulations and Variety*	*Muscular and Ligamentous Attachments*
Sacrum (os) [BNA].	Large triangular bone at lower part of vertebral column and upper and back part of pelvic cavity, composed of five vertebræ, base, promontory, four surfaces, apex central canal, anterior and posterior sacral foramina, lateral masses, laminæ, articular processes, sacral cornua transverse processes, sacral groove, ala, irregular bone	Last lumbar vertebra, Coccyx, Ossa coxæ (two), } *amphiarthrodia*	Pyriformis, coccygeus, iliacus, gluteus maximus, latissimus dorsi, multifidus spinæ, erector spinæ, extensor coccygis.
Scaphoid of carpus.	See *Navicular* (*os*) *manus*		
Scaphoid of tarsus.	See *Navicular* (*os*) *pedis*		
Scapula [BNA].	Back part of shoulder, triangular; posterior aspect and side of thorax, two surfaces, three borders, three angles, subscapular fossa, subscapular angle, dorsum spine supraspinous and infraspinous fossæ, acromion process glenoid cavity, neck, head, coracoid process, flat bone	Humerus—*enarthrodia*. Clavicle—*arthrodia*	Subscapularis, supraspinatus, infraspinatus, trapezius, deltoid, omohyoid, serratus magnus, levator anguli scapulæ, rhomboideus major and minor, triceps, teres major and minor, biceps, coracobrachialis, pectoralis minor, platysma, latissimus dorsi
Semilunar.	See *Lunatum* (*os*)		
Sesamoid [BNA]	Small, rounded masses, cartilaginous in early life osseous in the adult, developed in tendons, inconstant, except patellæ		
Sphenoidale (os) [BNA] (sphenoid)	Anterior part of base of skull, bat-shaped, with wings extended, body two greater and two lesser wings, two pterygoid processes, ethmoid spine, optic groove, optic foramen, olivary process, pituitary fossa anterior, middle, and posterior clinoid processes, sella turcica, carotid or cavernous groove lingula, ethmoid crest, sphenoid cells or sinuses, sphenoid turbinated bones, rostrum, vaginal processes, pterygopalatine canal, spinous processes, round foramen, oval foramen foramen Vesalii, foramen spinosum pterygoid ridge, external orbital foramens Vidian canal, pterygoid fossa, internal and external pterygoid plates, hamular process, scaphoid fossa.	All the bones of cranium, Malar (two), Palate (two), Vomer } *synarthrodia*.	Temporal, external and internal pterygoids, superior constrictor, tensor palati, levator tympani, levator palpebræ, obliquus superior, superior, inferior, internal and external recti.
Sphenoid turbinated or sphenoid spongy bones.	Situated at anterior and inferior part of body of sphenoid, exist as separate pieces until puberty and occasionally are not joined in the adult	Ethmoid, Palate, } *synarthrodia*	None
Stapes [BNA]	Resembles a stirrup, one of the ossicles of the tympanum, head, neck, two branches (crura) base; irregular bone.	Incus—*arthrodia*.	Stapedius

TABLE OF BONES.—(*Continued*)

Name	*Principal Features*	*Articulations and Variety*	*Muscular and Ligamentous Attachments*
Sternum [BNA].	The breast-bone, manubrium, gladiolus, ensiform cartilage, or first, second, and third pieces, anterior and posterior surface, borders	Clavicles (two)—*arthrodia* Costal cartilages (seven on each side) first—*synarthrodia*, others, *arthrodia*.	Pectoralis major, sternomastoid, sternohyoid, sternothyroid, triangularis sterni, aponeuroses of the obliquus externus and internus and transversalis muscles rectus, diaphragm.
Superior maxillary.	See *Maxilla*.		
Talus [BNA] (astragalus).	Irregularly cubic; forms the keystone of arch of foot, head, neck six articular surfaces	Tibia, Fibula, } *ginglymus*. Calcaneus, Os naviculare pedis, } *arthrodia*	Internal and external lateral ligaments
Tarsus [BNA] (ankle).	Consist of calcaneus, or os calcis, talus, cuboid, navicular, internal, middle, and external cuneiform See *individual bones*		
Temporale (os) [BNA] (temporal)	Situated at side and base of skull, squamous, mastoid and petrous portions, temporal ridge, zygoma or zygomatic process, eminentia articularis, glaserian fissure tubercle, glenoid fossa postglenoid process, tympanic plate, mastoid foramen, digastric fossa, occipital groove, sigmoid fossa, mastoid cells, meatus auditorius externus hiatus Fallopii, meatus auditorius internus, lamina cribrosa, aquæductus vestibuli, styloid process, stylomastoid foramen, auricular fissure, irregular bone.	Occipital, Parietal, Sphenoid, Inferior maxillary, Malar, } *synarthrodia*	Temporal, masseter, occipitofrontalis, sternomastoid, splenius capitis, trachelomastoid, digastricus, retrahens aurem, stylopharyngeus, stylohyoideus, styloglossus, levator palati, tensor tympani, tensor palati, stapedius.
Tibia [BNA]	At front and inner side of leg, next to femur in length and size; prismoid in form, upper extremity or head, tuberosities, spinous process, tubercle, popliteal notch, shaft, crest (the shin), oblique line, internal malleolus; long bone.	Femur—*ginglymus* Fibula, superior—*arthrodia*. middle—*membranous* inferior—*arthrodia*. Talus with fibula—*ginglymus*	Semimembranosus, tibialis anticus, extensor longus digitorum, biceps, sartorius, gracilis, semitendinosus, tibialis anticus popliteus, soleus flexor longus digitorum, tibialis posticus, ligamentum patellæ.
Trapezium.	See *Multangulum majus*.		
Trapezoid.	See *Multangulum minus*.		
Triquetral.	See *Wormian*		
Triquetrum (os) [BNA] (cuneiform of carpus)	Pyramidal	Os lunatum, Pisiform, Os hamatum, Interarticular fibrocartilage, } *arthrodia*.	
Turbinate, inferior	See *Concha nasalis inferior*		
Turbinate, middle.	The free convoluted margin of the thin lamella that descends from the under surface of the cribriform plate of the ethmoid bone.		
Turbinate, superior.	The thin curved plate of the ethmoid that bounds the superior meatus of the nose above.		
Tympanic.	Includes the *incus*, *malleus*, and *stapes* (*q v*).		

TABLE OF BONES —(*Continued*)

Name	*Principal Features*	*Articulations and Varsety*	*Muscular and Ligamentous Attachments*
Ulna [BNA].	Inner side of forearm, parallel with radius, prismatic, shaft and two extremities, olecranon process coronoid process, greater and lesser sigmoid cavities oblique ridge perpendicular line head or lower extremity, styloid process, long bone	Humerus—*ginglymus* Radius, superior—*diarthrodia rotatoria* middle—*membranous* inferior—*diarthrodia rotatoria*	Triceps, anconeus flexor carpi ulnaris, brachialis anticus, pronator radii teres, flexor sublimis digitorum, flexor profundus digitorum, flexor longus pollicis (occasionally), pronator quadratus, supinator brevis extensor ossis metacarpi pollicis, extensor secundi internodii pollicis, extensor indicis, extensor carpi ulnaris
Unciform	See *Hamatum* (*os*)		
Vertebra [BNA]	Twenty-six, cervical seven, dorsal twelve, lumbar five sacrum (composed of five), coccyx (composed of four), each has a body and an arch, latter has two pedicles, two laminæ, and seven processes viz four articular, two transverse, one spinous) Peculiar vertebræ first, second and seventh cervical, first, ninth, tenth, eleventh and twelfth dorsal sacrum coccyx, irregular bones	Articulate with each other, and with occipital and innominate bones and ribs (♀ ♀). Intervertebral articulations, between the bodies—*amphiarthrodia* Between articular processes—*arthrodia*	Attachment of muscles —*To the atlas* are attached nine pairs the longus colli, rectus anticus minor, rectus lateralis, rectus posticus minor, obliquus superior and inferior, splenius colli levator anguli scapulæ and first intertransverse. *To the axis* are attached eleven pairs the longus colli, obliquus inferior, rectus posticus major, semispinalis colli, multifidus spinæ levator angulıscapulæ splenius colli, scalenus medius transversalis colli, intertransversales, interspinales *To the remaining vertebræ* generally are attached thirty-five pairs and a single muscle anteriorly, the rectus anticus major, longus colli, scalenus anticus, medius, and posticus, psoas magnus psoas parvus, quadratus lumborum diaphragm, obliquus internus and transversalis, posteriorly, the trapezius, latissimus dorsi, levator anguli scapulæ, rhomboideus major and minor serratus posticus superior and inferior, splenius, erector spinæ, sacrolumbalis, longissimus dorsi spinalis dorsi, cervicalis ascendens, transversalis colli, trachelomastoid complexus, biventer cervicis, semispinalis dorsi and colli, multifidus spinæ, rotatores spinæ interspinales, supraspinales, intertransversales levatores costarum.
Vomer [BNA].	Situated vertically at back part of nasal fossæ, forms part of septum of nose, somewhat like a plowshare, two surfaces and four borders	Sphenoid, Ethmoid, Superior maxillary (two), Palate (two), Cartilage of the septum — *synarthrodia.*	
Wormian.	Supernumerary bones, irregular, inconstant, isolated, interposed between the cranial bones most frequently in the lambdoid suture		
Zygomaticum (os) [BNA] (os malæ, the malar or cheek bone).	Small, quadrangular, at upper and outer part of face, forms prominence of cheek, part of outer wall and floor of orbit, part of temporal and zygomatic fossæ, frontal, orbital, maxillary and zygomatic processes, malar foramen, four borders, irregular bone.	Frontal, Sphenoid, Temporal, Maxillary. — *synarthrodia.*	Levator labii superioris proprius, zygomaticus major and minor, masseter, temporal.

radical. 2. A proprietary antiseptic said to contain boric acid and aromatic stearoptens.

borism (*bo'-rizm*). Boric acid or borax poisoning.

Borna disease (*bor'-nah*). Encephalomyelitis in sheep, cattle, and horses.

borneene (*bor'-ne-ēn*). $C_{10}H_{16}$. A peculiar volatile oil, the chief constituent of oil of camphor. It is isomeric with oil of turpentine and holds in solution borneol and rosin.

Borneo camphor (*bor'-ne-o-kam'-for*). See *borneol.*

borneol (*bor'-ne-ol*) [*Borneo*], $C_{10}H_{18}O$. Borneo camphor; a substance that occurs in *Dryobalanops camphora*, a tree growing in Borneo and Sumatra. It is artificially prepared by treating the alcoholic solution of common camphor with sodium.

borneyl (*bor'-ne-il*), $C_{10}H_{17}$. The radical of borneol.

bornyval (*bor'-ne-val*). Isovalerate of borneol; an aromatic liquid used as a nerve sedative and antispasmodic. Dose 6 minims.

boroborax (*bo-ro-bo'-raks*). A crystalline combination of borax and boric acid. It is used as an antiseptic.

borocaine (*bo'-ro-kān*). Procaine borate, used as a local anesthetic.

borocalcite (*bo-ro-kal'-sīt*). Native calcium borate.

borocarbide (*bo-ro-kar'-bid*). A compound of borax and carbon.

borochloretone (*bo-ro-klor'-et-ōn*). A combination of boric acid and chloretone; used as an antiseptic dusting powder.

borocitrate (*bo-ro-sit'-rāt*). A compound of both citric and boric acid with an element or radical.

borofax (*bo'-ro-fax*). Trade name of an emollient and sedative preparation containing boric acid.

borofluorin (*bo-ro-flu'-or-in*). A proprietary antiseptic and germicide said to contain boric acid, sodium fluoride, benzoic acid, and formaldehyde.

boroform (*bo'-ro-form*). A condensation product of boroglycerin and formaldehyde, used as an antiseptic.

boroformal, boroformalin (*bo-ro-form'-al, bo-ro-form'-al-in*). A trade antiseptic said to consist of borosalicylic glycerol, benzoresorcinol, menthol, thymol, eucalyptol, and formalin.

borogen (*bo'-ro-jen*). Boric-acid ethyl ester. It is used by inhalation in diseases of the air-passages.

boroglyceride (*bo-ro-glis'-er-īd*). See *boroglycerin.*

boroglycerin (*bo-ro-glis'-er-in*). A mixture of boric acid with glycerol. **b., glycerite of** (*glycerinum boroglycerini*, U. S. P.), boroglycerin dissolved in glycerol by heating. Syn., *solution of boroglycerin.*

boroglycerol (*bo-ro-glis'-er-ol*). Boroglycerin.

borol (*bo'-rol*). Borosulphate of sodium or potassium.

borolyptol (*bo-ro-lip'-tol*). A proprietary internal and external antiseptic said to contain acetoboroglyceride, formaldehyde and the antiseptic constituents of *Pinus pumilio*, eucalyptus, myrrh, storax, and benzoin.

boron (*bo'-ron*) [Ar., *būraq*, borax]. B = 11; quantivalence III, V. A nonmetallic element occurring in two allotropic forms—as a powder and as a crystalline substance. It is the base of boric acid and of the mineral borax. *Boracic* or, more properly, *boric acid*, H_3BO_3, is a crystalline substance, found native in the volcanic lagoons of Tuscany. It occurs in white, transparent crystals, soluble in water and alcohol; it is antiseptic. Dose 5–20 gr. (0.32–1.3 Gm.). *Unguentum acidi borici* (U. S. P., B. P.) contains hard paraffin, 2; soft paraffin, 4; boric acid, 1; it is used as an antiseptic and in dermatology. *Borax*, $Na_2B_4O_7 + 10H_2O$, sodium borate (more correctly, disodic tetraborate), occurs as white, transparent crystals, soluble in water, alcohol, and glycerol; it is used as an antiseptic. Dose 5–40 gr. (0.32–2.6 Gm.). *Glycerinum boracis* (B. P.) contains borax, glycerol, and distilled water; used as a local application. *Mel boracis* (B. P.), borax honey contains borax, clarified honey, and glycerol (about 1 in 7); used as a local application.

borophenol (*bo-ro-fe'-nol*). A soluble disinfectant compound of borax and phenol.

borosalicyl, borsalyl (*bo-ro-sal'-is-il, bor'-sal-il*). Sodium borosalicylate.

borosalicylic acid (*bo-ro-sal-is-il'-ik*). An antiseptic solution containing 4 % each of boric acid and salicylic acid.

borosol (*bo'-ro-sol*). A proprietary liquid used as a wash for perspiring feet and said to contain aluminum tartrate, boric and salicylic acids, glycerin, and free tartaric acid.

borotartrate (*bo-ro-tar'-trāt*). A combination of boric and tartaric acids with a base.

borotartrol (*bo-ro-tar'-trol*). A mixture of neutral sodium tartrate and boric acid.

borovertin (*bor-o-ver'-tin*). Trade name of hexamine triborate.

borsal (*bor'-sal*). A powder consisting of equal parts of boric acid and salicylic acid, used as an antiseptic dressing for wounds.

Borsch's bandage (*borsh*). A bandage specially arranged to cover one eye only. See page 193.

Borsieri's line (*bor-se-a'-re*). In the early stage of scarlatina, a line drawn on the skin with the finger-nail leaves a white mark which quickly turns red and becomes smaller in size.

borsyl (*bor'-sil*). A proprietary dusting-powder for perspiring feet, said to consist of borax, boric acid, talcum, and spermaceti.

Borthen's operation (*bor'-ten*) [Johan *Borthen*, Norwegian ophthalmologist]. Iridotasis.

boss (*bos*) [ME., *boce*]. A wide, more or less circular protuberance, as on the skull or on a tumor. **b., parietal.** See *eminence, parietal.* **b., Pott's.** See *Pott's curvature.* **b., sanguineous.** 1 A swelling due to a contusion and containing extravasated blood. 2. See *caput succedaneum.*

bossed (*bosd*). Having a prominent center on a circular flat surface.

bosselated (*bos'-el-a-ted*) [*boss*]. Covered with bosses or small nodules.

Bossi's dilator (*bos'-se*) [Luigi Maria *Bossi*, Italian obstetrician –1919]. A steel dilator for rapid dilatation of the parturient cervix uteri; it has three or four blunt points which can be separated.

Bostock's catarrh (*bos'-tok*) [John *Bostock*, English physician, 1773–1846]. Hay-fever.

Boston's reaction for Bence-Jones' albumose. It depends upon the presence in the albumose of loosely combined sulphur: (1) 15 to 20 Cc. of filtered urine are placed in a test-tube and to it an equal quantity of saturated solution of sodium chloride is added, and the whole shaken; (2) 2 or 3 Cc. of a 30 % solution of caustic soda are now added and shaken vigorously; (3) the upper one-fourth of the column of liquid is gradually heated over the flame of a Bunsen burner to the boiling-point, whereupon a solution of lead acetate (10 %) is added, drop by drop, boiling the upper previously heated stratum of liquid after each additional drop;

(4) when the drop of lead acetate comes in contact with the liquid, a copious pearly or cream-colored cloud appears at the surface, which becomes less dense as the boiling-point is reached; and when boiling is prolonged for one-half to one minute, the upper stratum shows a slight browning, which deepens to a dull black. This lessens in intensity toward the bottom of the tube. After standing the reaction becomes intensified, and a black precipitate falls through the clear liquid and collects at the bottom of the tube.

Boston's sign [Leonard Napoleon *Boston*, American physician, 1871–]. In exophthalmic goiter: (1) Arrest of the descending eyelid, (2) Spasm, and (3) Continued descent as the eyeball is rotated downward, are confirmatory signs.

bostryx (*bos'-triks*) [βόστρυχος, a curl]. In biology, a helicoid cyme.

bot (*bot*) [*botus*, a belly-worm]. The larva of certain species of flies of the genus *Œstrus*, which are conveyed into the stomach of man, where they hatch. Also the threadworm, *Oxyuris vermicularis*

Botal's duct, Botallo, duct of (*bo'-tal, bo-tal'-o*) [Leonardo *Botallo*, Italian anatomist, 1530–]. Ductus arteriosus Botalli A short vessel in the fetus between the main pulmonary artery and the aorta. **B., foramen of,** the foramen ovale in the interauricular septum of the fetal heart. **B., ligament of,** the remains of Botal's duct.

botalismus (*bot-al-iz'-mus*). See *botulism.*

botanic (*bo-tan'-ik*) [βοτάνη, an herb]. Pertaining to botany. **b. physician,** a title assumed by certain persons who profess to use only vegetable remedies See *eclectic.*

botany (*bot'-an-e*) [βοτάνη, an herb]. The science of plants—their classification and structure.

bothrenchyma (*both-ren'-ke-mah*) [βοθρίον, a pit; ἐγχέειν, to pour in] Pitted tissue.

bothria (*both'-re-ah*) [L.]. Plural of *bothrion*, or of *bothrium.*

Bothriocephalus (*both-re-o-sef'-al-us*) [*bothrion*; κεφαλή, a head]. A genus of tape-worms. **B. latus,** the fish tape-worm, a common parasite of man in certain European localities. It may reach 25 feet in length, with a breadth of three-fourths of an inch Syn., *Dibothrium latum; Tænia lata.*

bothrioid (*both'-re-oid*) [*bothrion*; εἶδος, likeness]. Pitted; foveolated; covered with pit-like markings.

bothrion (*both'-re-on*) [βοθρίον, a pit]. 1. A small cavity; the socket of a tooth. 2. A facet, or fosset, such as is seen upon the head of most of the tape-worms. 3. A deep corneal ulcer.

bothrium (*both'-re-um*). See *bothrion.*

botyroid (*bot'-re-oid*) [βότρυς, a bunch of grapes; εἶδος, likeness]. Resembling in shape a bunch of grapes.

Botyromyces (*bot-re-o-mi'-sēz*) [βότρυς, a bunch of grapes; μύκης, a fungus; pl., *botryomycetes*]. A general term for those fungi which occur in grape-like clusters. **B. equi,** the specific microorganisms of botriomycosis.

botryomycoma (*bot-re-o-mi-ko'-mah*) [βότρυς, a bunch of grapes; μύκης, a fungus]. A tumor occurring in animals or persons affected with botryomycosis.

botryomycosis (*bot-re-o-mi-ko'-sis*) [see *Botryomyces*]. A disease of horses in which fibromatous nodules form in the lungs. It is supposed to be caused by a microorganism called *Botryomyces;* it is communicable to man.

botryomycotic (*bot-re-o-mi-kot'-ik*) Relating to or affected with botryomycosis.

botryophyma (*bot-re-o-fi'-mah*) [βότρυς, a bunch of grapes; φῦμα, a growth]. A vascular, fungus-like growth from the skin. **b. cæruleum,** a form having a blue coloration. **b. rubrum,** a form having a red color.

botryotherapy (*bot-re-o-ther'-a-pe*) [βότρυς, a bunch of grapes, θεραπεύειν, to heal] The grape-cure; treatment by an almost exclusive diet of grapes.

Botrytis (*bot-ri'-tis*) [βότρυς, a bunch of grapes]. A genus of fungi. **B. bassiane,** a mold causing muscardine, a disease of silkworms.

Böttcher's cells, B.'s crystals. See under *Boettcher.*

Böttger's test. See *Boettger's test.*

Bottini's operation (*bot-te'-ne*) [Enrico *Bottini*, Italian surgeon, 1837–1903]. See under *operations.*

bottle (*bot'-l*) [ME., *botel*; Fr., *bouteille*]. A vessel usually of glass, with a narrow neck. **b., feeding,** a flat flask with a nipple of India-rubber attached, used for feeding infants. **b. nose,** a common name for *Acne rosacea* **b., operation,** an operation for hydrocele, in which the sac is everted. **b., specific gravity,** a Florence flask graduated to contain 500–1000 gr of water, with the weight of which an equal volume of any other liquid may be compared. **b.-stoop,** in pharmacy, a block so grooved that it serves to hold a wide-mouthed bottle in an oblique position while a powder is being dispensed from it. **b.-wax,** a hard, stiff variety of wax used in sealing bottles.

botulin (*bot'-ū-lin*). See *botulismotoxin.*

botulism, botulismus (*bot'-ū-lizm, bot-ū-liz'-mus*) [*botulus*, a sausage]. Sausage-poisoning.

botulismotoxin (*bot-ū-liz-mo-toks'-in*). A toxic albumose of poisonous meat produced by *Bacillus botulinum*, van Ermengem. Syn , *botulin; botulinic acid.*

boubas (*boo'-bahs*). Yaws.

Bouchard's coefficient (*boo-shar*) [Charles Jacques *Bouchard*, French physician, 1837–1915]. The ratio existing between the amount of urea and the sum-total of the solids in the urine—approximately 50. **B.'s disease,** dilation of the stomach due to deficient function of the gastric muscular fibers. **B.'s nodosities,** enlargement of the second phalangeal joints of the fingers, associated with dilation of the stomach. **B.'s treatment of obesity,** a daily diet of 1250 Gm. of milk and 5 eggs divided into 5 meals.

Bouchardat's test (*boo-shar-dah'*) [Apollinaire *Bouchardat*, French chemist, 1806–1886]. *For alkaloids* —When potassium triiodide is added to any alkaloid in solution a brown precipitate results; this latter is soluble in alcohol.

Bouchut's method (*boo-shoo'*) [Jean Eugene *Bouchut*, French physician, 1818–1891]. Intubation. **B.'s tubes,** a variety of tubes for intubation of the larynx.

Boudin's law (*boo-dan'*) [Jean Christian Marc François Joseph *Boudin*, French physician, 1806–1867]. The poisons of malaria and tuberculosis are antagonistic. This law is not founded upon fact.

Bougard's paste (*boo-gar'*) [Jean Joseph *Bougard*, French physician, 1815–1884]. A caustic paste containing mercury bichloride, zinc chloride, arsenic, cinnabar, starch, and wheat-flour.

bougie (*boo-she'*) [Fr., "a candle"]. 1. A slender cylindric instrument made of waxed silk, catgut, etc., for introduction into the urethra or other passage, for the purpose of dilation, explora-

tion, etc. 2. A suppository. **b. à boule.** See *b., bulbous:* **b. à empreinte,** one with a waxy substance adherent to its point, by means of which an impression of the stricture may be taken. **b., armed,** a bougie with a piece of silver nitrate or other caustic attached to its extremity. **b., bellied,** a fusiform bougie. **b., bulbous,** a bougie with a bulbous tip. **b., caustic, b., cauterizant.** See *b., armed.* **b., cylindrical,** one which is circular on section. **b., elastic,** are made of same elastic material, such as India rubber. **b., emplastic.** 1. See *b. à empreinte.* 2. A flexible bougie coated with a mixture of wax, diachylon, and olive-oil. **b., exploring,** a bougie to be used as a probe. **b., filiform,** a whalebone or other bougie of very small diameter. **b., fusiform,** one with a spindle-shaped shaft. **b., Gruber's,** a bougie made of medicated gelatin, for insertion into the external ear. **b., medicated.** 1. A bougie charged with some medicament. 2. A medicated suppository. **b., rosary,** a beaded bougie used in a strictured urethra. **b., soluble,** a suppository composed of substances dissolving at body-temperature. **b., wax,** a bougie made of linen or gauze dipped in melted wax. **b., whip-,** one with filiform end gradually increasing in thickness.

bouginage (*boo-she-nahzh'*). Dilatation with a bougie.

bouhou (*boo-hoo'*). See *boohoo.*

Bouillaud's disease (*boo-e-yo'*) [Jean Baptiste *Bouillaud,* French physician, 1796–1881]. Infective endocarditis. **B.'s metallic tinkling,** a peculiar clink sometimes heard to the right of the apex-beat in cardiac hypertrophy.

bouillon (*boo-e-yon(g)*) [Fr.]. 1. A broth made by boiling meat, usually beef, in water. 2. A liquid nutritive medium for the culture of microorganisms, prepared from finely chopped beef or beef-extract.

Bouilly's operation (*boo-ye'*) [Georges *Bouilly,* French surgeon –1848]. Removal of *part* of the mucous membrane of the cervix uteri; a piece is left on each side to avoid subsequent atresia.

boulimia (*boo-lim'-e-ah*). See *bulimia.*

Boulton's solution. A compound tincture of iodine, phenol, glycerol, and distilled water; it is used for spraying in rhinitis.

bouquet (*boo-ka'*) [Fr.]. 1. In anatomy, a cluster of nerves, blood-vessels, or muscles. 2. The delicate perfume and flavor of good wine. 3. The odor characteristic of a disease.

Bourdin's paste (*boor-dan'*) [Claude Etienne *Bourdin,* French physician, 1815–]. An escharotic mixture of nitric acid with flowers of sulphur.

bourdonet (*boor-don-a'*). An ovoid mass of lint.

bourdonnement (*boor-dun-mon(g)*) [Fr., *bourdonner,* to buzz]. Any buzzing sound. The murmur that is heard when the stethoscope is applied to any part of the body. It is thought to result from contraction of the muscular fibrils.

Bourget's test (*boor-zha'*) [Louis *Bourget,* Swiss chemist, 1856–1913]. *For iodine or iodides.*— Filter paper is impregnated with starch solution and then moistened with a 5% solution of ammonium sulphate; on being subsequently made wet with a solution containing iodine, it strikes a deep blue color.

boutonnière (*boo-ton-ne-air'*) [Fr., buttonhole]. 1. A buttonhole-like incision. 2. External urethrotomy.

boutons terminals (*boo'-ton(g) ter-me-nal*). Small terminal enlargements or tactile-cells of sensory nerves, as in the nose of the guinea pig and mole.

Bouveret's disease (*boo'-ver-a*). Paroxysmal tachycardia. **B.'s sign in intestinal obstruction,** this sign is applicable only to the large gut: great distention of the cecum and a large elevation in the right iliac fossa.

bovillæ (*bo-vil'-e*) [L.]. Measles.

bovin (*bo'-vin*) [*bos,* ox]. A modified virus derived from the tubercle bacillus, of greater virulence than bovovaccine.

bovine (*bo'-vin*) [*bovinus,* of an ox]. 1. Ox-like 2. Relating to, or derived from a cow or ox or heifer. **b. heart,** the immensely hypertrophied heart of aortic valvular disease. **b. hunger,** bulimia. **b. lymph,** vaccine virus from cows.

bovinine (*bo'-vin-in*) [see *bovine*]. A proprietary preparation of beef used as a food for invalids and convalescents.

Bovista (*bo-vis'-tah*) [L.]. 1. A genus of fungi closely allied to *Lycoperdon,* some of the species are edible. 2. The *Lycoperdon bovista,* a fungus or puffball. When dry it is a good styptic, and its tincture has been used in nervous diseases.

bovovaccine (*bo-vo-vak'-sin*) [*bovine; vaccine*]. An extract of tubercle bacilli used for protection against bovine tuberculosis.

bovox (*bo'-vox*). A proprietary essence or extract of beef.

bovril (*bov'-ril*). Trade name of a preparation containing extract of beef, peptone, albumin, and fibrin.

Bowdichia (*bo-dich'-e-ah*) [Edward *Bowdich,* an English naturalist]. A genus of plants of the order *Leguminosæ. B. virgilioides* is a South American tree, of which the bark (alchornoque or alcornoque bark) is diaphoretic, roborant, and antisyphilitic.

Bowditch's law (*bo'-ditch*) [Henry Pickering *Bowditch,* American physiologist, 1840–1911]. Any stimulus which is capable of exciting the heart at all will produce as great a response as the strongest stimulus.

bowel (*bow'-el*) [OF., *boel,* from L., *botellus,* a sausage]. The intestine. **b.-complaint,** diarrhea. **b., lower,** the rectum.

Bowen's disease (*bo'-en*) [John T. *Bowen,* American physician, 1857–]. An overgrowth of the epithelium in which are found pinkish papules with a horny layer; it is probably a precancerous dermatitis.

bow-leg [ME., *bowe*]. An arching outward of the lower limbs. See *genu varum.*

Bowman's capsule (*bo'-man*) [Sir William *Bowman,* English anatomist and ophthalmologist, 1816–1892]. The expanded portion forming the beginning of a uriniferous tubule. **B.'s discs,** the products of a breaking up of muscle-fibers in the direction of the transverse striations. **B.'s glands,** glands found in the olfactory mucous membrane. **B.'s membrane,** a thin, homogeneous membrane representing the upper-

most layer of the stroma of the cornea, with which it is intimately connected. **B.'s muscle,** *origin;* 1. *Longitudinal portion* (Brucke's muscle). junction of cornea and sclera; 2. *Circular portion* (Mueller's muscle): the fibers form a circle; *insertion;* 1. Outer layers of choroid. 2. Ciliary processes; *innervation,* ciliary; it is the muscle of visual accommodation. **B.'s probe,** a probe used in dilating strictures of the lacrimal duct. **B.'s sarcous elements,** muscle-caskets; the small elongated prisms of contractile substance that produce the appearance of dark stripes in voluntary muscle. **B.'s tubes,** artificial tubes formed between the lamellæ of the cornea by the injection of air or colored fluid.

Bowman-Mueller's capsule. See *Bowman's capsule.*

box, boxwood (*boks, boks'-wood*). See *buxus.*

Boyer's bursa (*bwoi-ya'*) [Alexis *Boyer,* French surgeon, 1757–1833]. The subhyoid bursa. **B.'s cyst,** cystic enlargement of the subhyoid bursa.

ALEXIS BOYER.

Boyle's law (*boil*) [Robert *Boyle,* English physicist, 1627–1691]. At any given temperature the volume of a given mass of gas varies inversely as the pressure it bears. Syn., *Mariotte's law.*

Bozeman's catheter (*bōz'-man*) [Nathan *Bozeman,* American surgeon, 1825–1905]. A double-current catheter.

Bozzi's foramen (*bot'-tze*). See *Soemmering's yellow spot.*

Bozzolo's sign (*bot-tzo'-lo*) [Camillo *Bozzolo,* Italian physician, 1845–]. Visible pulsation of the arteries of the nares, said to occur in some cases of aneurysm of the thoracic aorta.

B. p. Abbreviation for boiling point.

B. P. or **B. Ph.** Abbreviation for *British Pharmacopœia.*

B. P. C. Abbreviation for British Pharmaceutical Codex.

Br. Chemical symbol of *bromine.*

bracelets (*brās'-lets*). Transverse lines across the anterior aspect of the wrist.

Brachet, mesolateral fold of (*brash-a'*). The right lamella of the primitive mesentery which passes to the dorsal aspect of the right lobe of the liver and whose free edge bounds the foramen of Winslow.

brachia (*bra'-ke-ah*). Plural of *brachium.*

brachia conjunctiva. White fibers passing from the cerebellum towards the corpora quadrigemina and the cerebral hemispheres.

brachial (*bra'-ke-al*) [*brachium*]. Pertaining to the arm. **b. artery,** the continuation of the axillary artery, extending along the inner side of the arm. See under *artery.* **b. glands,** the lymphatic glands of the arm. **b. plexus,** the plexus of the fifth, sixth, seventh, and eighth cervical and the first dorsal nerves. **b. veins,** the veins of the arm that accompany the brachial artery.

brachialgia (*bra-ke-al'-je-ah*) [*brachium;* ἄλγος, pain]. Pain or neuralgia in the arm or in the brachial plexus.

brachialis anticus (*bra-ke-a'-lis an'-tik-us*). See *muscles, table of.*

brachiform (*bra'-ke-form*) [*brachium; forma,* form]. Arm-shaped.

brachinin (*brak'-in-in*). A substance obtained from the bombardier-beetle, *Brachinus crepitans,* of Europe. It is said to be efficacious against rheumatism.

brachio- (*bra-ke-o-*) [*brachium*]. A prefix meaning pertaining to the brachium.

brachiocephalic (*bra-ke-o-sef-al'-ik*) [*brachio-;* κεφαλή, head]. Pertaining to the arm and the head. **b. artery, b. vein,** the innominate artery and vein.

brachiocrural (*bra-ke-o-kru'-ral*) [*brachio-; crus,* the leg]. Pertaining to or affecting the arm and leg.

brachiocubital (*bra-ke-o-kū'-bit-al*) [*brachio-, cubitus,* forearm]. Relating to the arm and forearm, as, the *brachiocubital* ligament.

brachiocyllosis (*bra-ke-o-sil-o'-sis*) [*brachio-;* κύλλωσις, a bending]. A crookedness of the arm; also the paralysis that may accompany it.

brachiofacial (*bra-ke-o-fa'-shal*). Pertaining to both arm and face.

brachiofascialis (*bra-ke-o-fas-e-a'-lis*) [*brachio-; fascia,* a bundle]. See under *muscles.*

brachioncus (*bra-ke-ong'-kus*) [*brachio-;* ὄγκος, a swelling]. Any hard and chronic swelling of the arm.

brachioradial (*bra-ke-o-ra'-de-al*) [*brachio-; radius*]. The supinator longus muscle. See *muscles, table of.*

brachiorrhachidian, brachiorachidian (*brak-e-o-rak-id'-e-an*) [*brachio-;* ῥάχις, the spinal column]. Relating to the arm and the spinal cord.

brachiorrheuma (*bra-ke-o-ru'-mah*) [*brachio-;* ῥεῦμα, a flux]. Rheumatism of the arm.

brachiostrophosis (*bra-ke-o-stro-fo'-sis*) [*brachio-;* στρέφειν, to turn]. A twist or twisted deformity of the arm.

brachiotomy (*bra-ke-ot'-o-me*) [*brachio-;* τομή, a section]. The surgical or obstetrical removal of an arm.

brachiplex (*bra'-ke-pleks*) [βραχίων, the arm; *plexus,* a twining]. The brachial plexus.

brachistocephalic, or **brachistocephalous** (*bra-kis-to-sef-al'-ik,* or *bra-kis-to-sef'-al-us*) [βράχιστος, shortness; κεφαλή, head]. Having an extremely short and very broad head.

brachium (*bra'-ke-um*) [βραχίων, the arm; pl., *brachia*]. The arm, especially the upper arm

also, any arm-like object or structure. **brachia cerebelli,** the peduncles of the cerebellum. **brachia cerebri, b. of optic lobes,** the bands connecting the nates and testes with the optic thalamus. **b. conjunctivum cerebelli,** same as *b. copulativum.* **b. copulativum,** the superior peduncle of the cerebellum. **b. pontis,** the brachium of the pons, being also the middle peduncle of the cerebellum. **b. quadrigeminum inferius,** the postbrachium, a white band connecting the postgeniculum to the postgeminum. **b. quadrigeminum superius,** the prebrachium, a white band between the pregeminum and the thalamus.

Brach-Romberg's sign. See *Romberg's sign.*

brachy- (*brak-e-*) [βραχύς, short]. A prefix meaning short.

brachycardia (*brak-e-kar'-de-ah*). See *bradycardia.*

brachycephalia (*brak-e-sef-a'-le-ah*) [*brachy-*; κεφαλή, a head]. The quality of being brachycephalic.

brachycephalic, brachycephalous (*brak-e-sef-al'-ik, brak-e-sef'-al-us*) [*brachy-*; κεφαλή, a head]. Having a skull with the transverse diameter more than eight-tenths of the long diameter.

brachycephalism (*brak-e-sef'-al-izm*). See *brachycephalia.*

brachycephaly (*brak-e-sef'-a-le*). See *brachycephalia.*

brachycheirous, brachychirous (*brak-e-ki'-rus*) [*brachy-*; χείρ, the hand]. Having short hands.

brachycnemic, brachyknemic (*brak-e-ne'-mik*) [*brachy-*; κνήμη, the leg]. A term applied by Sir W. Turner to a leg proportionately shorter than the thigh.

brachydactylia (*brak-e-dak-til'-e-ah*) [*brachy-*; δάκτυλος, a digit]. Abnormal shortness of the fingers or toes.

brachydactylous (*brak-e-dak'-til-us*) [*brachy-*; δάκτυλος, a finger]. Pertaining to an abnormal shortness of the fingers or toes.

brachyglossal (*brak-e-glos'-al*) [*brachy-*; γλῶσσα, tongue]. Having a short tongue.

brachygnathous, brachygnathus (*brak-e-na'-thus*) [*brachy-*; γνάθος, a jaw]. Having short jaws.

brachyhieric (*brak-e-hi'-e-rik*) [*brachy-*; ἱερόν, sacrum]. Having a short sacrum.

brachykerkic (*brak-e-kerk'-ik*) [*brachy-*; κερκίς, a shuttle]. Having the forearm disproportionately short as compared with the upper arm.

brachymetropia (*brak-e-me-tro'-pe-ah*) [*brachy-*; μέτρον, a measure; ὤψ, the eye]. Nearsightedness or myopia, *q. v.*

brachymetropic (*brak-e-me-trop'-ik*) [*brachy-*; μέτρον, a measure; ὤψ, the eye]. Nearsighted, or myopic.

brachynosis, brachynsis (*brak-in-o'-sis, brak-in'-sis*) [*brachy-*; νόσος, disease]. The contraction or shortening of an organ or part by disease.

brachyntic (*brak-in'-tik*). Related to or affected with brachynosis.

brachyotus (*brak-e-o'-tus*) [*brachy-*; οὖς, the ear]. Short-eared.

brachyphalangia (*brak-e-fal-an'-je-ah*) [*brachy-*; *phalanx*]. A condition in which the phalanges are abnormally short.

brachypnea (*brak-ip-ne'-ah*) [*brachy-*: πνοή, breath]. Abnormal shortness of breath.

brachypodous (*brak-ip'-o-dus*) [**brachy-**; πούς, foot]. In biology, possessing a short **foot or stalk.**

brachyprosopic (*brak-e-pros-o'-pik*) [*brachy-*; πρόσωπον, face]. Having a short **face.**

brachyrrhinia (*brak-e-rin'-e-ah*) [*brachy-*; ῥίς, a nose]. Abnormal shortness of the nose.

brachystaphylic (*brak-e-staf'-il-ik*) [*brachy-*; σταφυλή, the palate]. Having a short alveolar arch.

bracket (*brak'-et*) [OF., *braguette*]. An apparatus for supporting a joint or rendering it immovable.

bradesthesia (*brad-es-the'-ze-ah*). See *bradyesthesia.*

brady- (*brad-e-*) [βραδύς, slow]. A prefix meaning slow.

bradyacusia (*brad-e-ak-oo'-se-ah*) [*brady-*; ἀκοῦειν, to hear]. Hardness of hearing.

bradyarthria (*brad-e-ar'-thre-ah*) [*brady-*; ἄρθρον, articulation]. Abnormally slow articulation of words: bradylalia.

bradybolism (*brad-ib'-o-lizm*) [*brady-*; βάλλειν, to throw]. Same as *bradyspermatism.*

bradycardia (*brad-e-kar'-de-ah*) [*brady-*; καρδία, heart]. Slowness of the heart-beat—the opposite of *tachycardia.*

bradycauma (*brad-e-kaw'-mah*) [*brady-*; καῦμα, burn: *pl., bradycaumata*]. Slow cautery, as with the moxa.

bradycausis (*brad-e-kaw'-sis*) [*brady-*; καῦσις, a burning]. A slow burning; the application of a slow caustic.

bradycinesia (*brad-e-sin-e'-se-ah*) [*brady-*; κινήσις, movement]. Extreme slowness of movement.

bradycrote (*brad'-e-krōt*) [*brady-*; κρότος, beating]. Marked by or relating to slowness of the pulse.

bradycrotic (*brad-e-krot'-ik*) [*brady-*; κρότος, a beating]. Bradycrote.

bradydiastole (*brad-e-di-as'-to-lē*) [*brady-*; διαστολή, a drawing apart]. A prolongation of the diastolic pause; it is generally associated with myocardial lesions. Syn., *bradydiastolia*

bradyecoia (*brad-e-ek-oi'-ah*) [*brady-*; ἀκοῦειν, to hear]. Hardness of hearing.

bradyesthesia, bradyæsthesia (*brad-e-es-the'-ze-ah*) [*brady-*; αἴσθησις, perception]. Dulness of perception.

bradyglossia (*brad-e-glos'-e-ah*). See *bradylalia.*

bradylalia (*brad-e-la'-le-ah*) [*brady-*; λαλεῖν, to talk]. A slowness of utterance.

bradylexia (*brad-e-leks'-e-ah*) [*brady-*; λέξις, word]. Abnormal slowness in reading.

bradylogia (*brad-e-lo'-je-ah*) [*brady-*; λόγος, discourse]. Bradylalia.

bradypepsia (*brad-e-pep'-se-ah*) [*brady-*; πέψις, digestion]. Slow digestion.

bradyphagia (*brad-e-fa'-je-ah*) [*brady-*; φάγειν, to eat]. Slowness in eating.

bradyphasia (*brad-e-fa'-ze-ah*). See *bradylalia.*

bradyphemia (*brad-e-fe'-me-ah*) [*brady-*; φήμη, speech]. Abnormally slow articulation of words; bradylalia.

bradyphrasia (*brad-e-fra'-ze-ah*) [*brady-*; φράσις, utterance]. Slowness of speech; it occurs in some types of mental disease.

bradypnea, bradypnœa (*brad-ip-ne'-ah*) [*brady-*; πνέειν, to breathe]. Abnormal slowness of breathing.

bradyspermatism (*brad-e-sper'-mat-izm*) [*brady-*; σπέρμα, seed]. Abnormally slow emission of semen.

bradysphygmia (*brad-e-sfig'-me-ah*) [*brady-*; σφυγμός, pulse]. Abnormal slowness of the pulse.

bradytocia (*brad-e-to'-se-ah*) [*brady-*; τόκος, birth]. Abnormally slow or protracted parturition.

bradytrophic (*brad-e-trof'-ik*) [*brady-*; τροφή, nutrition]. Characterized by slowness of trophic changes.

bradyuria (*brad-e-u'-re-ah*) [*brady-*; οὖρον, urine]. Slow passage of urine.

Braidism (*brād'-izm*) [James *Braid*, English physician, 1795–1860]. The hypnotic state produced by looking fixedly upon a shining object.

Brailey's operation (*bra'-lee*) [William Arthur *Brailey*, English ophthalmologist, 1845–1915]. Stretching of the supratrochlear nerve for the relief of pain in glaucoma; a modification of Badal's operation, *q. v.*

brain (*brān*) [AS., *brægen*]. That part of the central nervous system contained in the cranial cavity, and consisting of the cerebrum, the cerebellum, the pons, and the medulla oblongata. **b., abdominal,** the solar plexus. **b., after-.** See *metencephalon*. **b.-axis,** that portion of the brain-substance including the island of Reil, the basal ganglia, the crura, pons, medulla, and cerebellum. **b.-bladder,** a cerebral vesicle of the embryo. **b., end-,** see *telencephalon*. **b. fag,** brain tire. **b.-fever.** See *meningitis*. **b., fore-.** See *prosencephalon*. **b., great,** the cerebrum. **b., hind-.** See *epencephalon*. **b., mid-.** See *mesencephalon*. **b. pan,** the cranium. **b., railway-,** a condition analogous to railway spine, and characterized by cerebral disturbance. See *Erichsen's disease*. **b.-salt,** an effervescent salt whose chief ingredients are ammonium bromide and caffeine. **b.-sand.** See *acervulus*. **b. stem,** the brain axis. **b. storm,** sudden and severe phenomena due to cerebral causes. **b.-tire,** a condition of brain exhaustion due to excessive functional activity. **b., 'twixt-.** See *diencephalon* and *thalamencephalon*. **b., wet,** the cerebral edema caused by alcoholism.

bran (*bran*) [Breton, *brenn*]. The epidermis or outer covering of the seeds of most cereals. **b.-bath.** See *bath, bran*. **b. dressing,** a dressing formerly used for compound fracture of the leg The leg was placed in a fracture-box and surrounded with clean bran

branch (*branch*). 1 A name given to the divisions of offshoots of blood-vessels, lymphatics, or nerves, from the trunk or main stem. 2. A primary division of the animal kingdom.

branchia (*brang'-ke-ah*) [βράγχια, gills]. The gills of fishes.

branchial (*brung'-ke-al*) Pertaining to the branchia. **b. arches.** See *arches, branchial*. **b. cyst,** a cyst formed of embryonic structures in a branchial arch or cleft. **b. fistula,** a congenital fistula in the neck, in connection with the branchial openings **b. glands,** the parathyroid glands. **b. openings.** See *clefts, visceral*.

branchiogenic (*brang-ke-o-jen'-ik*). Same as *branchiogenous*.

branchiogenous (*brang-ke-oj'-en-us*) [*branchia*; γεννᾶν, to produce]. Produced or developed from a branchial cleft.

branchioma (*brang-ke-o'-mah*) [*branchia*; ὄμα, a tumor] A tumor developed from remains of the branchial arches.

branchiomere (*brang'-ke-o-mēr*) [*branchia*; μέρος, a part]. The segment of the lateral mesoderm between each two branchial (gill) clefts.

Brand method [Ernst *Brand*, German physician, 1827–1897]. A system of baths employed in the treatment of typhoid fever.

Brandt's method [Thure *Brandt*, 1809–1895]. Treatment of affections of the Fallopian tubes by massage in an endeavor to force out their contents into the uterus.

brandy (*bran'-de*). See *Spiritus vini gallici*.

branks (*brangks*). The mumps.

Brasdor's method (*bras'-dor*) [Pierre *Brasdor*, French surgeon, 1721–1797]. Treatment of aneurysm by ligation of the artery immediately beyond the aneurysm. See *ligation*

brash (*brash*) [Dutch, *braaken*, to vomit]. A common name indicating almost any disorder of the digestive system; any rash, or eruption; a short fit of illness. **b.,** water. See *pyrosis*.

brass (*bras*). An alloy of copper with 25–40% of zinc. **b.-founder's ague.** See *ague*.

brassard (*bras-sard'*). 1. A band worn on the sleeve. 2. A Red Cross insignia.

Brassica (*bras'-ik-ah*) [AS.]. A genus of plants of the order *Cruciferæ*, including the common cabbage. **B. alba,** white mustard; the powdered seeds a condiment and rubefacient. **B. nigra,** black mustard.

brassicon (*bras'-ik-on*). A proprietary local application for headache, said to consist of 2 gm. oil of peppermint, 6 Gm. camphor, 4 Gm. ether, 12 Gm. alcohol, 6 drops mustard oil.

brassy body. An erythrocyte which has become shrivelled and darkened as the result of being attacked by the *plasmodium malariæ*.

brassy-eye. See *chalcitis*.

Brauer's method (*brow'-er*). [L. *Brauer*, German physician]. The cure of pulmonary tuberculosis by the making of an artificial pneumothorax.

Braun's hook (*brown*) [Gustav von *Braun*, Austrian obstetrician, 1829–1911]. A hook used for decapitation of the fetus.

Braun's reaction for glucose (*brown*) [Christopher Heinrich *Braun*, German physician, 1847–]. Treat the glucose solution with caustic soda, and warm until it is yellow; then add a dilute solution of picric acid and heat to boiling. A deep red color will be produced. Creatinin gives the same reaction, even in the cold, and acetone also, though slightly.

Braune's canal (*brow'-neh*) [Christian Wilhelm *Braune*, German anatomist, 1831–1892]. The continuous passage formed by the uterine cavity and the vagina during labor, after full dilation of the os **B.'s os internum.** See *Bandl's ring*.

Braun-Fernwald's sign (*brown-fairn'-volt*) [Karl von *Braun*, Austrian obstetrician, 1823–1891]. An early sign of pregnancy consisting in an increased thickness of one-half of the body of the uterus and in the presence of a longitudinal median groove, these changes being dependent upon unequal consistence of that organ.

Bravais-Jackson's epilepsy (*brav'-a*). See *Jacksonian epilepsy*.

brawn (*brawn*) [OF., *braon*, flesh]. The flesh of a muscle; well-developed muscles.

brawny (*brawn'-e*) [see *brawn*]. Fleshy; muscular. **b. induration,** pathological hardening and thickening of the tissues.

Braxton Hicks' sign. See *Hicks*.

braxy (*braks'-e*). Anthrax in sheep.

brayera (*bra-ye'-rah*). See *cusso*.

brayerin. A resinous principle found in brayera or cusso.

bread (*bred*) [AS., *brĕad*]. A mixture of flour and water rendered porous by carbon dioxide, and baked. The flour may be of wheat, corn, oat, or rye. The carbon dioxide may be introduced by fermenting the starch with yeast. **b., brown,** a kind of bread made from a mixture of corn, rye, and wheat flour. **b., Graham, bread** made from unbolted wheat flour; it contains more gluten, diastase, and mineral phosphates than ordinary bread. **b.-paste,** a culture-medium

for bacteria and molds. Stale, coarse bread is dried, ground to powder, and made into a paste with water. **b.-poultice**, bread-crumbs steeped in hot water. **b., pulled**, fresh bread pulled apart longitudinally and rebaked until brittle. **b., white**, bread made from bolted wheat flour, and therefore deficient in diastase, gluten, and mineral phosphates. Other kinds, such as rye (or black), corn, bran, barley, etc., indicate their composition by their name.

break (*brāk*) [AS., *brecan*]. 1. In electricity, to open the circuit of a battery. 2. In surgery, a fracture. 3. To change suddenly and involuntarily from the natural voice to a shrill one or to a whisper, as with boys at puberty, or with adults under strong emotion. **b. shock**, a term sometimes employed in electrotherapeutics for the physiological shock produced on the opening or breaking of an electric circuit.

breakbone fever. See *dengue*.

breast (*brest*) [ME., *brest*]. 1. The anterior part of the chest. 2. The mamma. **b.-bone**, the sternum. **b., broken**, abscess of the mammary gland. **b., chicken-**, a deformity marked by prominence of the sternal portion of the chest. Syn., *pectus carinatum*. **b., funnel-**, a depression of the chest-walls at the sternum resembling the bowl of a funnel; it is like shoemaker's breast, only it may occur at any point. Syn., *funnel-chest*. **b., gathered**, mammary abscess. **b., hysterical**, a form of mastodynia due to hysteria. **b., irritable tumor of**, a name given by Astley Cooper to peculiar, sharply defined fibromatous or neuromatous tumors of small size and extreme tenderness. **b.-pang**, angina pectoris. **b., pigeon-**. Same as *b., chicken-*. **b.-pump**, a suction-apparatus for removing the milk from the breast. **b., shoemaker's**, a depression of the sternum in shoemakers due to the pressure of tools against it and the xiphoid cartilage.

breath (*breth*) [AS., *bræth*]. The air exhaled from the lungs. **b.-sounds**, the respiratory sounds heard upon auscultation. See *Table* page 245.

breathing. See *respiration*. **b., abdominal**, breathing in which the abdominal walls move decidedly and in which the diaphragm is actively engaged. **b., Cheyne-Stokes'**. See *Cheyne-Stokes' respiration*. **b., interrupted**, **b., cog-wheel**, **b., wavy**, a broken or interrupted inspiratory sound produced by nervousness, irregular contraction of the muscles of respiration, or irregular expansion of the lung from disease. **b., mouth-**, habitual respiration through the mouth. **b., puerile**, the breathing normally heard in children, and heard in adults when the respiratory murmur is exaggerated. **b., suppressed**, entire absence of breath-sounds, as in pleuritic effusion and certain solid conditions of the lung. **b., thoracic**, respiration in which the thoracic walls actively move.

Brecht's cartilages (*brekt*). The ossa suprasternalia, two small cartilaginous or bony nodules near each sternoclavicular joint, above the sternum. They are regarded as the rudiments of the episternal bone that is well developed in some animals.

Breda's disease (*bra'-dah*) [Achille *Breda*, Italian dermatologist]. Same as *espundia*, *q. v.*

breech (*brēch*) [ME., *breech*]. The buttocks. **b., frank**, a breech presentation in which the thighs are flexed and the legs extended on the anterior surface of the fetus. **b. presentation**, presentation of the buttocks of the child at the os uteri during labor.

breeches splint. A splint that surrounds the leg; oftenest made of woven wire.

breeze, electric. See *static breeze*.

bregenin (*breg'-en-in*) [Low Ger., *bregen*, brain], $C_{46}H_{87}NO_8$. A name given by Thudichum to a viscous principle, soluble in and crystallizable from alcohol, by means of which it has been extracted from brain-tissue. It is fusible like a fat, but is miscible with water.

bregma (*breg'-mah*) [βρέγμα, the sinciput]. 1. The part of the skull corresponding to the anterior fontanel. 2. The junction of the coronal and sagittal sutures.

bregmatic (*breg-mat'-ik*). Relating to the bregma.

bregmatodymia (*breg-mat-o-dim'-e-ah*) [βρέγμα, the sinciput; δίδυμος, twin]. Teratic union of twins by the bregmata.

brein (*bre'-in*). A glucoside isolated from *Bryonia alba*. It is a powerful stimulant to the arterioles and useful in the treatment of post-partum hemorrhage and other forms of metrorrhagia.

Breisky's disease (*bri'-ske*) [August *Breisky*, German gynecologist, 1832–1889]. Kraurosis vulvæ. **B.'s method**, of measuring the dimensions of the pelvis at its outlet: Measure externally the distance between the tuberosities of the ischia, and the distance from the junction of the sacrum and coccyx to the lower border of the arcuate ligament.

Bremer's reaction for diabetic blood (*brem'-ur*) [Ludwig *Bremer*, American physician, 1844–1914]. The blood is prepared as in ordinary staining methods, and, after drying in a hot-air sterilizer, stained with methylene-blue and eosin. The erythrocytes of diabetic blood are stained greenish-yellow, whereas in normal blood they appear brownish.

Brenner's formula (*bren'-nur*) [Rudolf *Brenner*, German physician, 1821–1884]. 1. With the same current strength the kathodal closing contraction is four times as strong as the kathodal opening contraction. 2. The normal auditory nerve reacts to the kathodal closure by a sound sensation which immediately attains its maximum and then gradually diminishes; the anodal opening causes with the same current strength a somewhat weaker sound that is of short duration.

brenzcain (*brenz'-ka-in*). See *guaiacolbenzyl ester*.

brenzkatechinuria (*brenz-kat-e-kin-ū'-re-ah*). See *alkaptonuria*.

brephopolysarcia (*bref-o-pol-e-sar'-se-ah*) [βρέφος, an infant; πολύς, much; σάρξ, flesh] Excess of flesh in an infant.

brephotrophium (*bref-o-tro'-fe-um*) βρέφος, infant; τρέφειν, to nourish]. An infant-asylum; a foundling-hospital.

brephydrocephalus (*bref-id-ro-sef'-al-us*) [βρέφος an infant; *hydrocephalus*]. Hydrocephalus in infants.

Breschet's canal, B.'s veins (*bresh'-a*) [Gilbert *Breschet*, French anatomist, 1784–1845]. The canals and veins of the diploe. **B.'s helicotrema**, the helicotrema, the foramen of communication between the scala vestibuli and the scala tympani. **B.'s sinus**, the sphenoparietal sinus.

Bretonneau's diphtheria (*bret'-on-o*) Pierre *Bretonneau*, French physician, 1778–1862]. Diphtheria of the pharynx. **B.'s method**, the administration of quinine in one single large dose in malaria, after the paroxysm.

TABLE OF BREATH-SOUNDS IN HEALTH AND DISEASE

(Altered and enlarged from J. K. Fowler)

Variety of Breathing	*Period*	*Pitch*	*Quality*	*Interval*	*Duration*	*Intensity*	*Where Heard*	*Condition in Which Heard*
Vesicular.	1. Inspiration.	Low	Vesicular.	None.	. . . . .	Variable.	Over the lungs in health.	In health.
	2. Expiration.	Lower.	Blowing.	. . . .	Shorter than inspiration or absent.	Faint or absent.		
Bronchial.	1. Inspiration.	High.	Tracheal.	Distinct.	. . . . .	Variable.	In *health*, in regions of seventh cervical spine. In *disease*, over areas of consolidation.	In health; pulmonary tuberculosis, lobar pneumonia, large pleuritic effusions, thoracic aneurysm, mediastinal tumors.
	2. Expiration.	Higher.	Tracheal.	. . . . .	Equal to or longer than inspiration.	Greater.		
Broncho-vesicular.	1. Inspiration.	Higher than in vesicular breathing.	More or less tracheal.	Slight.		Variable.	In *health*, *ant.*, over sternal portion of infraclavicular region; *post.*, upper part of interscapular region. In *disease*, over slight consolidation.	In health; pneumonia, pulmonary tuberculosis.
	2. Expiration.	Higher than in vesicular breathing.	More or less tracheal.		About equal to inspiration.	Greater.		
Amphoric.	1. Inspiration.	Low.	Hollow and metallic.	Distinct.	. . . . .	Variable.	Over a large cavity communicating with an open bronchus.	Pulmonary tuberculosis
	2. Expiration.	Lower.	Both characters more marked.	. . . . .	Longer than inspiration.	Greater.		
Cavernous.	1. Inspiration.	Low	Blowing and hollow	Distinct.	.	Variable	Over a cavity communicating with an open bronchus.	Pulmonary tuberculosis
	2. Expiration.	Lower.	Both characters more marked.		Longer than inspiration.	Greater		
Tubular.	1. Inspiration.	Higher than in bronchial breathing.	Laryngeal or whiffing.	Distinct.		Variable	Over consolidated areas.	Lobar pneumonia, pulmonary tuberculosis.
	2. Expiration.	Higher.	Laryngeal or whiffing.	. .	Equal to or longer than inspiration.	Greater.		

breviductor (*brev-e-duk'-tor*) [L.]. The adductor brevis muscle of the thigh. See *muscles, table of*.

breviflexor (*brev-e-fleks'-or*) [L.]. Any short, flexor muscle.

brevissimus oculi (*brev-is'-im-us ok'-ū-li*) [L.]. The shortest muscle of the eye; the obliquus inferior. See *muscles, table of*.

brevium (*brev'-e-um*). A disintegration product of uranium; it is radioactive and only lasts for a short time.

Brewer's operation (*broo'-er*) [George Emerson *Brewer*, American Surgeon, 1861–]. Closure of wounds of arteries with rubber plates.

B.'s point, the costovertebral angle, which is tender in cases of infection of the kidney.

Brewster's law (*broo'-ster*) [Sir David *Brewster*, Scotch physicist, 1781–1868]. The polarizing angle has such a value that the reflected and the refracted rays are at right angles to each other.

brick-dust deposit. A reddish sediment in the urine, consisting of urates.

bricklayer's itch. Eczema due to irritation of lime-mortar.

brickmakers' anemia. See *ankylostomiasis, dochmiasis*.

bridge (*brij*). 1. The upper ridge of the nose formed by the union of the two nasal bones. 2. In electricity, an apparatus for measuring the resistance of a conductor. **b. coloboma.** See *coloboma*. **b., herpetic**, a term for *fascicular keratitis, q. v.* **b., intercellular**, slender protoplasmic processes connecting proximate cells. Syn., *internuclear bundles*. **b., jugal.** See *arch, zygomatic*. **b. of nose**, the prominent ridge formed by the nasal bones. **b. of Varolius**, the *pons Varolii*. **b.-work**, in dentistry, the adaptation of artificial crowns of teeth to and over spaces made by the loss of natural teeth, by connecting such crowns to natural teeth or roots

for anchorage by means of a bridge, and thereby dispensing with plates covering more or less of the roof of the mouth and the alveolar ridge.

bridle (*brī-dl*) [AS., *bridel*]. 1. A band or filament stretching across the lumen of a passage, or from side to side of an ulcer, scar, abscess, etc. 2. A frenum. **b. stricture,** a stricture due to the presence of a delicate band stretched across the lumen of the urethra.

Brieger, bacillus of (*bre'-ger*) [Ludwig *Brieger*, German physician, 1849–]. *Bacillus cavicidus*. **B.'s method,** a method of separating ptomaines from a putrefying mass. **B.'s reaction,** a method for calculating the antitryptic index.

Bright's blindness (*brīt*) [Richard *Bright*, English physician, 1789–1858]. Partial or complete loss

FACIES IN BRIGHT'S DISEASE. WRINKLED LIDS.

of sight, which may be temporary, independent of any change in the optic disc or retina; it occurs in uremia. **B.'s disease,** a generic term for acute and chronic diffuse disease of the kidneys, usually associated with dropsy and albuminuria. **B.'s disease, acute,** an acute inflammation of the kidney; it may be parenchymatous, interstitial, or diffuse. **B.'s disease, chronic,** a chronic inflammation of the kidney, affecting the parenchyma, the connective tissue, or both. Amyloid degeneration is also considered a chronic form of Bright's disease. **B.'s friction-sound.** See *Beatty-Bright's friction-sound*. **B.'s granulations,** the granulations of the large white kidney.

brightic (*brīt'-ik*). A person suffering from Bright's disease.

brightism (*brīt'-izm*). Chronic nephritis.

Brill's disease [Nathan E. *Brill*, American physician, 1860–]. A mild, atypical form of typhus fever. The Widal test is negative.

brilliant green. See under green.

brim (*brim*) [ME.]. The upper edge or margin, as the *brim* of the pelvis.

brimstone (*brim'-stōn*). See *sulphur*. **b., cane,** sublimed sulphur molded into the form of solid cylinders about an inch in diameter. Syn., *roll-sulphur*. **b., vegetable,** the spores of *Lycopodium clavatum*.

Brinton's disease (*brin'-tun*) [William *Brinton*, English physician, 1823–1867]. 1. Linitis plastica; hypertrophy and sclerosis of the submucous connective tissue of the stomach. 2. Infantile scurvy.

Briquet's ataxia (*bre-ka'*) [Paul *Briquet*, French physician, 1796–1881]. Hysteric ataxia; astasia-abasia. **B.'s syndrome,** shortness of breath, and aphonia in hysterical paralysis of the diaphragm.

brisement (*brēz-mon(g)*) [Fr.]. A breaking or rupture. **b. forcé,** the forcible breaking up of structures causing ankylosis of a joint.

brise-pierre (*brēz'-pe-ār'*) [Fr., "stone-crusher"]. An old form of lithotrite.

Brissaud-Marie's syndrome (*bre-so-mar-e'*) [Edouard *Brissaud*, French physician, 1852–1909; Pierre *Marie*, French neurologist, 1853–]. Hysterical glossolabial hemispasm.

bristle-cell. Any one of the ciliated cells at the termination of the auditory nerve-filaments.

British gum. See *dextrin*.

broach (*brōch*), A five-sided steel instrument used by dentists for enlarging the canal in the root, and the opening into a decayed cavity in the crown of a tooth.

broad. Wide; extensive. **b. ligament.** See *ligament, broad*. **b. tapeworm.** See *Bothriocephalus latus*.

Broadbent's sign (*brawd'-bent*) [Sir William Henry *Broadbent*, English physician, 1835–1907]. A visible retraction, synchronous with the cardiac systole, of the left side and back in the region of the eleventh and twelfth ribs, in adherent pericardium.

Broca's angle (*bro'-kah*) [Paul *Broca*, French surgeon and anthropologist, 1824–1880]. The basilar angle. **B.'s aphasia,** cortical motor aphasia. **B.'s area,** the medial portion of the anterior, olfactory lobe. Syn., *area parolfactoria; gyrus olfactorius medialis*. **B.'s cap,** the dividing point of the fossa Sylvii. **B.'s center,** the posterior part of the left third frontal convolution; it is the center of speech. **B.'s convolution,** the third frontal convolution of the left hemisphere. **B.'s diagonal band,** a band of gray matter forming the posterior part of the anterior perforated space and extending from the gyrus subcallosus to the anterior end of the gyrus hippocampi. **B.'s fissure,** the fissure surrounding Broca's lobe. **B.'s olfactory area,** trigonum olfactorium; the posterior end of the gyrus rectus, lying anteriorly to the mesial root of the olfactory tract. **B.'s parietal angle,** in craniometry, that included between two lines joining the auricular point and the bregma and lambda. **B.'s point,** the auricular point, the center of the external auditory meatus. **B.'s pouch,** a pear-shaped sac lying in the tissues of the labia majora; it is analogous in structure to the dartos, but contains no muscular fibers.



PAUL BROCA.

B.'s visual plane, a plane drawn through the axes of the two orbits.

Brocq's disease (*brok*) [Anne Jean Louis *Brocq*. French dermatologist, 1856–]. A form of parakeratosis. **B.'s syndrome,** subacute malignant pemphigus.

Brödel's white line of kidney (*bro-del'*). A longitudinal white line found on the anterior surface of the kidney near the convex border; it is formed by the fusion of the whitish lines denoting the columns of Bertini.

Brodie's abscess (*bro'-de*) [Sir Benjamin Collins *Brodie*, English surgeon, 1783–1862]. Chronic abscess of bone, of tuberculous character, most frequently of the head of the tibia. **B.'s bursa,** a bursa beneath the inner head of the gastrocnemius. **B.'s disease,** pulpy disease of a joint, more especially the knee-joint; also spinal neuralgia following trauma, and often hysterical. **B.'s joint,** hysterical arthroneuralgia. **B.'s pain,** the pain caused by lifting a fold of the skin in the neighborhood of a joint in articular neuralgia.

Brodie's ligament (*bro'-de*) [J. Gordon *Brodie*, Scotch anatomist, 1786–1818]. The transverse humeral ligament.

Broesike's fossa (*bre'-sik-eh*) [Gustav *Broesike*, German anatomist, 1853–]. The parajejunal fossa, a recess in the peritoneal cavity which is situated in the first part of the mesojejunum and behind the superior mesenteric artery.

Brokaw ring (*brok'-aw*). A ring used in intestinal anastomosis, made of segments of rubber drainage-tubing and threaded with catgut strands.

brom-, bromo-. A prefix denoting the presence of bromine in a substance.

bromal (*bro'-mal*) [*brom-; aldehyde*], $CBr_3.CHO$. Tribromaldehyde, analogous to chloral, and produced by the action of bromine on alcohol. It is a colorless, oily fluid, of a penetrating odor and sharp, burning taste, boiling at 172°–173° C.; it has been used in medicine, having properties similar to those of chloral. **b. hydrate,** $CBr_3.CHO + H_2O$, a fluid of oily consistence, having a structure similar to that of chloral hydrate, but more irritating and narcotic than the latter. It is used as a hypnotic and in epilepsy. Dose 1–5 gr. (0.065–0.32 Gm.).

bromalbacid (*bro-mal'-bas-id*). A compound of bromine and albumin used as a sedative. Dose 15–30 gr. (1–2 Gm.).

bromalbumin (*bro-mal'-bū-min*). See *bromoalbumin*.

bromaldehyde (*bro-mal'-de-hīd*). A compound of bromine and aldehyde.

bromalin (*bro'-mal-in*), $C_6H_{12}N_4C_7H_5Br$. A substance occurring as a white, crystalline powder, soluble in water, melting at 200° C. It is a nerve-sedative and antiepileptic, used as a substitute for potassium bromide. Dose 30–60 gr. (2–4 Gm.) several times a day. Syn., *bromethylformin; hexamethylenetetraminebromethylate.*

bromalium (*bro-ma'-le-um*). Bromalin.

bromaloin (*bro-mal'-o-in*), $C_{17}H_{18}Br_2O_7$. A derivative of barbaloin by the action of bromine. Syn., *tribromaloin.*

bromamide (*bro'-mam-id*) [*brom-; amide*]. A bromine compound of the anilin group, with the formula $C_6H_2Br_3NH.HBr$. It contains 75% of bromine, and is used as an antipyretin doses of 10–15 gr. (0.65–1.0 Gm.).

bromargyrite (*bro-mar'-jir-īt*). Native silver bromide.

bromate (*bro-māt*) [*bromin*]. A salt of bromic acid.

bromatecrisis (*bro-mat-ek'-ris-is*) [*βρῶμα*, food; *ἔκκρισις*, excrement]. The passage of undigested food.

bromated (*bro'-ma-ted*). Mixed with bromine or any compound containing bromine.

bromatography (*bro-mat-og'-ra-fe*) [*βρῶμα*, food; *γράφη*, a writing]. A description of or treatise on foods.

bromatology (*bro-mat-ol'-o-je*) [*βρῶμα*, food; *λόγος*, a science]. The science of foods.

bromatometer (*bro-mat-om'-et-ur*) [*βρῶμα*, food; *μέτρον*, measure]. An instrument used in bromatometry.

bromatometry (*bro-mat-om'-et-re*). The estimation of the daily amount of food requisite for an individual.

bromatotherapy (*bro-mat-o-ther'-ap-e*) [*βρῶμα*, food; *θεραπεύειν*, to heal]. Treatment of diseased conditions by regulation of the diet.

bromatotoxicon (*bro-mat-o-toks'-ik-on*). A general term for the active agent in food-poisoning.

bromatotoxin (*bro-mat-o-toks'-in*) [*βρῶμα*, food; *τοξικόν*, poison]. A basic poison generated in food by the growth of microorganisms.

bromatotoxism (*bro-mat-o-toks'-izm*) [*βρῶμα*, food; *τοξικόν*, poison]. Poisoning with infected food.

brombenzoyl (*brom-ben'-zo-il*), $C_7H_4O.Br$. A crystalline substance obtained from oil of bitter almonds by action of bromine; it is soluble in alcohol and ether. Syn., *brombenzoylic acid.*

bromcaffeine (*brom-kaf-e'-in*), $C_8H_9BrN_4O_2$. A compound obtained by mixing 1 part of caffeine with 5 parts of bromine; melts at 206° C.

bromeigon (*bro-mi'-gon*). An insoluble compound of bromine and a proteid.

bromelin (*bro'-mel-in*) [*Bromelia*, a genus of plants]. A digestive principle, allied to trypsin, found in the juice of pineapples. It will digest 1500 times its weight of proteids.

bromethyl (*brōm'-eth-il*). See *ethyl bromide* under *bromine.* **b. formin.** See *bromalin.*

brometone (*bro-met-ōn*) [*brom-; acetone*]. A bromine derivative of acetone, analogous to chloretone. It is used as a nerve sedative instead of the bromides

bromgelatin (*brom-jel'-at-in*). A liquid containing a chemical combination of bromine and gelatin, dissolved in glycerin, potassium iodide, and water; it contains 2 % of bromine.

bromglidin (*brom-gli'-din*). A proprietary organic bromine compound: used as a nerve sedative.

bromhemol (*brōm'-he-mol*). A compound of hemol and 2.7% of bromine It is used when continued effect of bromine is desired. Dose 15–30 gr. (1–2 Gm.). Syn., *bromohemol.*

bromhidrosis. See *bromidrosis.*

bromhydrate (*brōm-hi'-drāt*). See *hydrobromate.*

bromhydric (*brōm-hi'-drik*). See *hydrobromic.* **b. ether,** hydrobromic ether.

bromic (*bro'-mik*). Containing or compounded with bromine.

bromide, bromid (*bro'-mīd, bro'-mid*). A salt of hydrobromic acid; the bromides of calcium, iron, ammonium, potassium, and sodium are used in medicine. They allay nervous excitement and are employed as sedatives. **b., basic,** a compound of a bromide with the oxide of the same base. **b. of ethyl.** See *ethyl bromide* under *bromine.*

bromidia (*bro-mid'-e-ah*). A proprietary hypnotic and anodyne.

bromidrosiphobia (*bro-mid-ros-e-fo'-be-ah*) [*βρῶμος*, a stench; *ἱδρώς*, sweat; *φόβος*, fear]. In-

sane dread of offensive personal smells, with hallucinations as to the perception of them.

bromidrosis (*bro-mid-ro'-sis*) [βρῶμος, a stench; ἱδρώς, sweat]. Osmidrosis; an affection of the sweat-glands in which the sweat has an offensive odor.

bromidum (*bro'-mid-um*). Bromide; a salt of bromine.

brominated, brominized (*bro'-min-a-ted, -īzd*). Combined with bromine.

bromine, bromum (*bro'-men, -mum*) [βρῶμος, a stench]. Br = 79.92 quantivalence I. A reddish-brown liquid which, at ordinary temperatures, gives off a heavy, suffocating vapor. It is a very active escharotic and disinfectant and internally violent poison. The salts of bromine are cerebrospinal and cardiac depressants, and are employed as sedatives, particularly in epilepsy, eclampsia, spasmodic affections, insomnia, hysteria, migraine, etc. The salts of the alkaline metals are those most commonly used. **bromidum ammonii** (U. S. P.), NH_4Br. Dose 5–20 gr. (0.32–1.3 Gm.). **b. blocks,** porous blocks of diatomaceous earth incinerated with calcium saccharate and impregnated with three times their weight of bromine, which is gradually given off by them. They are used as disinfectants. **bromidum calcii** (U. S. P.), $CaBr_2$. Dose 5 gr.–1 dr. (0.32–4.0 Gm.). **b. chloride,** BrCl (below 10° C.), a reddish-yellow, mobile, very volatile liquid. It is used as an internal and external caustic in cancer. **bromide, ethyl,** C_2H_5Br, useful in spasmodic coughs. Dose 10 min.–1 dr. (0.65–4.0 Cc.). **bromidi, ferri, syrupus,** contains 10% of the salt. Dose ½–1 dr. (2–4 Cc.). **b. iodide,** IBr_3, a dark-brown liquid, soluble in water; it is used as a gargle in diphtheria, in 0.1% solution. **bromidum lithii** (U. S. P.), LiBr. Dose 5–20 gr. (0.32–1.3 Gm.). **bromidum, nickel.** See *nickel.* **b. pentachloride,** $BrCl_5$, a caustic liquid. **bromidum potassii** (U. S. P.), KBr. Dose 5 gr.–1 dr. (0.32–4.0 Gm.). **bromidum sodii** (U. S. P.), NaBr. Dose 5 gr.–1 dr. (0.32–4.0 Gm.). **bromidum strontii** (U. S. P.), $SrBr_2$. Dose 15–20 gr. (1.0–1.3 Gm.). **bromidum, zinci** (U. S. P.), $ZnBr_2$. Dose ½–2 gr. (0.032–0.13 Gm.).

brominism. See *bromism.*

brominol (*bro'-min-ol*). A compound of bromine and sesame oil, containing 33% of bromine; another preparation contains only 10% of bromine.

bromiodide (*bro-mi-od-īd*). A compound formed from the bromide and the iodide of the same base.

bromiodoform (*bro-mi-o'-do-form*), $CHBr_2I$. A substitution-compound of bromine and iodoform

bromipin (*bro'-mip-in*). A liquid compound of bromine and sesame oil containing 10% of bromine. It is used as a sedative in epilepsy. Dose 1–3 teaspoonfuls daily.

bromism, brominism (*bro'-mizm, bro'-min-izm*) [*bromine*]. Certain peculiar phenomena produced by the prolonged administration of the bromides The most marked symptoms are headache, coldness of the extremities, feebleness of the heart's action, somnolence, apathy, anesthesia of the soft palate and pharynx, pallor of the skin, and a peculiar eruption of acne which is one of the earliest and most constant symptoms. There is also anorexia, and at times there are loss of sexual power and atrophy of the testes or mammæ.

bromite (*bro'-mīt*). 1. Native silver bromide. 2. A salt of bromous acid.

bromium (*bro'-me-um*). Bromine.

bromoalbumin (*bro-mo-al'-bū-min*). A compound of bromine (10%) and albumin; it is used in epilepsy. Syn., *bromalbumin; bromosin.*

bromocaffeine (*bro-mo-kaf'-e-in*) [*bromine; caffeine*]. A proprietary effervescing preparation containing caffeine. It is used for the relief of headaches.

bromocamphor (*bro-mo-kam'-for*). See *camphor, monobromated.*

bromocarpin (*bro-mo-kar'-pin*). Syrup of pilocarpine and potassium bromide, with orange syrup and glycerin.

bromochloralum (*bro-mo-klo-ral'-um*) [*bromo-; chloral*]. A proprietary antiseptic and disinfecting compound, containing the bromine and chloride of aluminum.

bromocoll (*bro'-mo-kol*) [*bromo-; κόλλα, glue*]. A product of the condensation of bromine, tannin, and gelatin; a light-brown, odorless, almost tasteless powder, containing 20% of bromine, soluble in alcoholic fluids. It is indicated when other bromides are not well borne. Dose 15–75 gr. (1–5 Gm.) a day; in epilepsy, 123 gr. (8 Gm.). Syn., *dibromotannic glue.*

bromoderma (*bro-mo-der'-mah*) [*bromo-; δέρμα, skin*]. A skin eruption due to ingestion of bromides.

bromodiethylacetylurea (*bro-mo-dī-eth-il-as-e-til-ū-re'-ah*). A new hypnotic; it is a white, tasteless, crystalline powder, slightly soluble in water.

bromoform (*bro'-mo-form*), $CHBr_3$. A bromide having a structure like that of chloroform, $CHCl_3$; it is sedative and anesthetic and is used in whooping-cough and in seasickness in doses of 2–5 min. (0.13–0.32 Cc.). Syn., *formobromide; formylbromide; methenyl tribromide; tribrommethane.*

bromoformin (*bro-mo-for'-min*). Bromethylate of hexamethylene tetramine; it is used as a sedative.

bromoformism (*bro-mo-form'-izm*) Poisoning with bromoform.

bromography (*bro-mog'-ra-fe*). Same as *bromatography.*

bromohematin (*bro-mo-hem'-at-in*). Hematin hydrobromide.

bromohemol. See *bromhemol.*

bromohydrate. See *hydrobromate.*

bromohydric. See *hydrobromic.*

bromohyperidrosis (*bro-mo-hi-per-id-ro'-sis*) [*bromo-; ὑπέρ, over; ἵδρωσις, a perspiring*]. A condition marked by excessive and offensive perspiration.

bromoiodism (*bro-mo-i'-o-dizm*) [*bromism; iodism*]. Poisoning by bromine and iodine compounds together.

bromol (*bro'-mol*), $C_6H_2Br_3OH$. Tribromophenol; an antiseptic substance used in the form of a powder, solution (1:30 olive oil), or ointment (1:10). Internally it is used in cholera infantum and typhoid fever. Dose $\frac{1}{10}$–½ gr. (0.006–0.02 Gm.).

bromolecithin (*bro-mo-les'-e-thin*). An organic compound containing 22 % of bromine.

bromolein (*brom-o'-le-in*). A combination of bromine (20%) and unsaturated oil of almonds.

bromolithia (*bro-mo-lith'-e-ah*). A proprietary remedy for gout.

bromomania (*bro-mo-ma'-ne-ah*). Insanity from excessive use of bromides.

bromomenorrhea (*bro-mo-men-or-e'-ah*) [βρῶμος, stench; μήν, month; ῥεῖν, to flow]. Disordered menstruation marked by offensiveness of the flow

bromophenol (*bro-mo-fe'-nol*). 1. See *bromol*. 2. C_6H_4BrOH. A violet-colored liquid obtained from phenol by action of bromine. It is used in a 1 to 2% ointment in treatment of erysipelas. Syn., *orthobromphenol*.

bromopnea, bromopnœa (*brom-op-ne'-ah*) [βρῶμος, stench; πνοία, breath]. Fetid breath.

bromopropylene (*bro-mo-pro'-pil-ēn*). See *allyl bromide*.

bromopyrine (*bro-mo-pi'-rin*). 1. $C_{11}H_{11}BrN_2O$, a substance used as is antipyrine, occurring in white needles, soluble in alcohol, chloroform, and hot water, melting at 114° C. Dose 5–15 gr. (0.3–1.0 Gm.). Syn., *monobromoantipyrin*. 2. A proprietary mixture said to consist of antipyrine, caffeine, and sodium bromides.

bromoseltzer (*bro-mo-selt'-zer*). A proprietary headache remedy.

bromoserum (*bro-mo-se'-rum*). A solution of 6 parts of sodium bromide and 1.5 parts of sodium chloride in 1000 parts of water. It is used by injection as a substitute for bromides.

bromosin (*bro'-mo-sin*). See *bromoalbumin*.

bromosoda (*bro-mo-so'-da*). A proprietary remedy for dyspepsia.

bromous (*bro'-mus*). Containing bromine united with oxygen in the same proportion as in the chlorous compounds.

bromphenols (*brom-fe'-nolz*). A series of bromated phenols occurring at times in the precipitates of tested urine.

bromum (*bro'-mum*). See *bromine*.

bromural (*bro'-mū-ral*). Monobrom-iso-valeryl-urea; a white crystalline powder, soluble in hot water; it contains about 35% of bromine, and is used as a hypnotic. Dose gr. 5–10 (0.3–0.6).

bromurated (*bro'-mū-ra-ted*). Containing bromine or a bromine salt.

bromuret (*bro'-mū-ret*). Any bromide.

bronchadenitis (*brongk-ad-en-i'-tis*) [*broncho-*; ἀδήν, gland; ῖτις, inflammation] Inflammation of the bronchial lymphatic glands.

broncheopyra (*brong-ke-o-pi'-rah*) [*bronchus*; πῦρ, fire]. A suffocating cough.

bronchi (*brong-ki*) [L.]. The plural of bronchus. The two tubes into which the trachea divides opposite the third dorsal vertebra, called respectively the right and the left bronchus.

bronchia (*brong'-ke-ah*) [βρόγχος, the windpipe]. The bronchial tubes, especially those that are smaller than the two bronchi.

bronchiadenoscirrhus (*brong-ke-ad-en-o-skir'-us*) [*bronchus*; ἀδήν, a gland; σκιῤῥός, hard]. Scirrhus of the bronchial glands.

bronchial (*brong'-ke-al*) [*bronchus*]. Relating to the bronchi. **b. arteries.** See under *artery*. **b. crises,** dyspneic paroxysms occurring in locomotor ataxia. **b. fluke.** See *Distoma Ringeri*. **b. glands,** the chain of lymphatic glands running beside the bronchi. **b. tube,** a bronchus, or one of its subdivisions.

bronchiarctia (*brong-ke-ark'-she-ah*). See *bronchostenosis*.

bronchiectasis (*brong-ke-ek'-tas-is*) [*bronchus*; ἔκτασις, dilatation]. Dilatation of the walls of the bronchi. It occurs in chronic bronchitis, in fibroid pneumonia, and in tuberculosis of the lung. It may involve a tube uniformly, producing the *cylindrical* form; or it may occur irregularly in sacs or pockets—the *sacculated* form. The characteristic symptom of bronchiectasis is paroxysmal coughing, with the expectoration of large quantities of mucopurulent, often fetid, matter. Cavernous breathing may be heard over the dilated tubes.

bronchiectatic (*brong-ke-ek-tat'-ik*). Pertaining to or affected with bronchiectasis.

bronchiloquy (*brong-ki'-lo-kwe*) [*bronchus*; *loqui*, to speak]. Bronchophony.

bronchiocele (*brong'-ke-o-sēl*) [*bronchiolus*, a little air passage; κήλη, tumor]. A swelling or dilatation of a bronchiole.

bronchiocrisis (*brong-ke-o-kri'-sis*) [*bronchus*; *crisis*]. Paroxysmal coughing in tabes dorsalis.

bronchiogenic (*brong-ke-o-jen'-ik*) [*bronchus*; γένεσις, origin]. Arising in the bronchi.

bronchiole (*brong'-ke-ōl*) [dim. of *bronchus*]. One of the smallest subdivisions of the bronchi.

bronchiolectasis (*brong-ke-o-lek'-ta-sis*) [*bronchiole*; ἔκτασις, dilation]. A rare form of bronchiectisis diffused to all parts of the lung, making a appear as if riddled with small cavities.

bronchioli (*brong'-ke-o-li*). Bronchioles

bronchiolitis (*brong-ke-o-li'-tis*) [*bronchiole*, ῖτις, inflammation]. Inflammation of the bronchioles. **b., asthmatic.** See *b., exudative*. **b., exudative, b. exudativa,** an inflammation of the bronchioles, with exudation, a condition by some held to be the cause of bronchial asthma. **b. fibrosa obliterans, b. obliterans, b., o literating fibrous,** bronchiolitis resulting in obliteration of the finest bronchioles by connective-tissue plugs.

bronchiolus (*brong-ki-o'-lus*) [*dim. of bronchus*, pl. *bronchioli*]. A bronchiole.

bronchiospasmus (*brong-ke-o-spaz'-mus*) [*bronchus*; *spasm*]. Spasm of the bronchi.

bronchiostenosis (*brong-ke-o-ste-no'-sis*) [*bronchus*; στένος, narrow]. Contraction of a bronchus or of any one or more of the bronchial tubes.

bronchismus (*brong-kis'-mus*). Suffocative bronchial spasm due to spinal paralysis.

bronchitic (*brong-kit'-ik*) [*bronchitis*]. Relating to, of the nature, or affected with, bronchitis.

bronchitis (*brong-ki'-tis*) [*bronchus*; ῖτις, inflammation]. Inflammation of the mucous membrane of the bronchial tubes. Syn., *pleuritis bronchialis*. **b., acute,** is due to exposure to cold, to the inhalation of irritant vapors, to certain infectious agents, etc. It is characterized by fever, cough, substernal pain, and by dry rales in the early, and moist rales in the later, stages. **b., capillary,** an acute bronchitis of the finer bronchioles; it is generally the result of a downward extension of an acute bronchitis. Children are most frequently affected. Dyspnea, nervous depression, and cyanosis are prominent symptoms. Catarrhal pneumonia is a common complication. **b., catarrhal,** a form attended with profuse mucopurulent discharges. **b., chronic,** a form of bronchitis usually occurring in middle or advanced life, characterized by cough and by dry and moist rales. It may be due to repeated attacks of acute bronchitis, to gout, rheumatism, or tuberculosis, or it may be secondary to cardiac and renal disease. **b. convulsiva,** whooping cough. **b., croupous, b., fibrinous, b., plastic,** a rare variety attended with the expectoration of casts of the bronchial tubes, containing Charcot-Leyden crystals and eosinophile cells, after a paroxysm of dyspnea and violent coughing. **b., dry,** that unattended by expectoration. **b., mechanical,** a form caused by the inhalation of dust, etc. **b.,**

phthinoid, a consumptive form with purulent sputum. **b. potter's.** Same as *b., mechanical.* **b., putrid, b., fetid,** a variety of chronic bronchitis characterized by the discharge of a copious, half-liquid, extremely offensive sputum. **b., secondary,** one which develops as a complication of some preceding disease. **b., suffocative, b. suffocans,** acute capillary bronchitis. **b., summer,** hay-fever.

bronchium (*brong'-ke-um*) [L.; *pl. bronchia*]. A bronchial tube.

bronchlemmitis (*brong-klem-i'-tis*) [*bronchus; λέμμα*, a skin]. Croupous bronchitis.

broncho- (*brong-ko*) [*bronchus*]. A prefix meaning relating to the bronchi.

bronchoægophony (*brong-ko-e-goff'-o-ne*). See *bronchoegophony.*

bronchoalveolar (*brong-ko-al-ve'-o-lar*). Same as *bronchovesicular*

bronchocavernous (*brong-ko-kav'-er-nus*). Both bronchial and cavernous; applied to respiration.

bronchocele (*brong'-ko-sēl*) [*broncho-; κήλη*, a tumor]. Really a tumor of a bronchus, but generally meaning goiter. **b., aerial.** See *aerocele.*

bronchocephalitis (*brong-ko-sef-al-i'-tis*). Synonym of *whooping-cough.*

bronchoconstriction (*brong-ko-kon-strik'-shun*). The narrowing of the caliber of the pulmonary air-passages.

bronchoconstrictor (*brong-ko-kon-strik'-tor*). Constricting the caliber of the air-passages of the lungs.

bronchodilatation (*brong-ko-dil-at-a'-shun*) [*broncho-; dilatation*]. Dilatation of the bronchi or bronchioles; bronchiectasis.

bronchodilator (*brong-ko-di-la'-tor*). Dilating the caliber of the air-passages of the lungs.

bronchoegophony (*brong-ko-e-goff'-o-ne*) [*broncho-; αἴξ*, a goat; *φωνή*, a voice, sound]. Bronchophony combined with egophony.

bronchoesophagoscopy (*brong-ko-e-sof-ag-os'-ko-pe*) [*broncho-; esophagus; σκοπεῖν*, to view]. Inspection of the interior of the bronchi and esophagus.

bronchohemorrhagia (*brong-ko-hem-or-a'-je-ah*). Extravasation of blood from the lining membrane of the bronchial tubes.

broncholemmitis (*brong-ko-lem-i'-tis*). See *bronchlemmitis.*

broncholith, broncholite (*brong'-ko-lith, brong'-ko-lit*) [*broncho-; λίθος*, a stone]. A calculus or concretion formed in a bronchial tube.

broncholithiasis (*brong-ko-lith-i'-a-sis*) [*broncho-; lithiasis*]. The formation of calculi in the bronchial apparatus.

Bronchomoniliasis (*brong-ko-mo-nil-i'-as-is*). Invasion of the bronchi by Monilia.

bronchomotor (*brong-ko mo'-tor*). Affecting the caliber of the bronchial apparatus.

bronchomycosis (*brong-ko-mi-ko'-sis*) [*broncho-; mycosis*]. The growth or presence of fungi in a bronchial tube.

bronchopathy (*brong-kop'-a-the*) [*broncho-; πάθος*, disease]. Any disease of a bronchus.

bronchophonic (*brong-ko-fon'-ik*) [*broncho-; φωνή*, a voice]. Relating to bronchophony.

bronchophony (*brong-kof'-o-ne*) [*broncho-; φωνή*, the voice]. The resonance of the voice within the bronchi as heard on auscultating the chest. It is normally present over the lower cervical spines, in the upper interscapular region, and over the sternal portion of the infraclavicular regions. The most frequent pathological cause is consolidation of the lung. **b., accidental,** that due to disease. **b., pectoriloquous.** See *pectoriloquy.* **b., whispered,** bronchophony elicited by causing the patient to whisper.

bronchophthisis (*brong-ko-thi'-sis*) [*broncho-; φθίσις*, a wasting]. Pulmonary tuberculosis marked by extensive lesions of the bronchial tubes.

bronchophyma (*brong-ko-fi'-mah*) [*broncho-; φύμα*, a growth]. Any growth, as a tubercle, in a bronchial tube.

bronchoplasty (*brong'-ko-plas-te*) [*broncho-; πλάσσειν*, to form]. The closure of a tracheal or bronchial fistula by operation.

bronchoplegia (*brong-ko-ple'-je-ah*) [*broncho-; πλήγή*, a blow]. Paralysis of the bronchial tubes.

bronchopleurisy (*brong-ko-plu'-ris-e*). Bronchitis existing with pleurisy.

bronchopleuropneumonia (*brong-ko-plu-ro-nū-mo'-ne-ah*). Coexistent bronchitis, pleurisy, and pneumonia.

bronchopneumonia (*brong-ko-nū-mo'-ne-ah*) [*broncho-; pneumonia*]. Lobular pneumonia, a term applied to inflammation of the lungs, which, beginning in the bronchi, finally involves the parenchyma of the lungs. This disease is most frequently encountered in children, but may occur in old age, and may be a simple catarrhal or a tuberculous process. Syn., *bronchiopneumonia; bronchoalveolitis; bronchopneumonitis; catarrhal pneumonia; microbronchitis.*

bronchopneumonitis (*brong-ko-nū-mon-i'-tis*). Bronchopneumonia.

bronchopulmonary (*brong-ko-pul'-mon-a-re*). Relating to the bronchi and lungs.

bronchorrhagia (*brong-kor-a'-je-ah*) [*broncho-; ῥηγνύναι*, to burst forth]. Hemorrhage from the bronchial tubes.

bronchorrhaphy (*brong-kor'-af-e*) [*broncho-; ῥάφειν*, to sew]. Suturing a bronchus.

bronchorrhea, bronchorrhœa (*brong-kor-e'-ah*) [*broncho-; ῥεῖν*, to flow]. A form of bronchitis attended with profuse expectoration. Syn., *blennorrhagia pulmonum; bronchoblennorrhea* **b., serous,** a form in which the sputum is serous.

bronchorrhoncus (*brong-kor-ong'-kus*). A bronchial rale.

bronchoscope (*brong'-ko-skōp*) [*broncho-; σκοπεῖν*, to look]. An instrument employed for the direct inspection of the interior of a bronchus.

bronchoscopy (*brong-kos'-ko-pe*). Inspection of the interior of the bronchial tubes.

bronchospasm (*brong'-ko-spazm*) [*broncho-; spasm*]. Bronchial spasm.

bronchostenosis (*brong-ko-ste-no'-sis*) [*broncho-; στενός*, narrow]. Contraction of a bronchus.

bronchostomy (*brong-kos'-to-me*) [*bronchus; στόμα*, mouth] The making of an opening through the chest-wall into a bronchus.

bronchotetany (*brong-ko-tet'-an-e*) [*broncho-; tetany*]. A condition characterized by extreme dyspnea caused by spasm of the muscles in the bronchi preventing the access of air to the lungs.

bronchotome (*brong'-ko-tōm*) [*broncho-; τέμνειν*, to cut]. An instrument for cutting the trachea or a bronchus in the operation of bronchotomy.

bronchotomy (*brong-kot'-o-me*) [see *bronchotome*]. Incision into the trachea, or bronchus.

bronchotracheal (*brong-ko-tra'-ke-al*) [*broncho-; τραχεῖα*, the windpipe]. Relating to a bronchus (or to both bronchi) and to the trachea.

bronchovesicular (*brong-ko-ves-ik'-ū-lar*) [*broncho-; vesicula*, a vesicle]. Both bronchial and vesicular. See *breath-sounds, table of.*

bronchus (*brong'-kus*) [*βρόγχος*, bronchus; pl., *bronchi*]. One of the primary divisions of the trachea. **b., eparterial,** the first branch of the

right bronchus situated above the right pulmonary artery. **b., hyparterial,** the left bronchus and the remaining branches of the right bronchus, situated below the pulmonary artery.

bronzed (*bronzd*). Tanned; of a bronzed color. **b. skin,** a symptom of Addison's disease. **b.-skin disease.** See *Addison's disease.*

brood-cells, in cell-division, the mother-cells inclosing the daughter-cells.

Brooke's ointment. An ointment containing mercuric oleate ointment (5 %) and compound zinc paste, 41 parts of each; salicylic acid, 6; and ichthyol, 12 parts.

broom. See *Scoparius.*

brossage (*bro-sazh*) [Fr. "brushing"]. Treating granulations with a stiff brush, as in trachoma.

Brossard's type of progressive muscular atrophy (*bros-ar'*). "Femoral type with a claw-like appearance of the toes." See *Eichhorst's type.*

broth. See *bouillon.*

broussaisism (*broo-sa-izm*) [François Joseph Victor *Broussais,* French physician, 1772–1838]. The opinion that gastro-intestinal irritation is the prime cause of disease.

brovalol (*bro'-val-ol*). Trade mark identifying a bromisovaleric acid ester of borneol, said to contain 25% of bromine.

brow (*brow*) [AS., *brū*]. The forehead; the supercilliary ridge; the eyebrow; the upper anterior portion of the head. **b.-ache, b.-ague,** neuralgia of the first division of the fifth cranial nerve, generally due to malaria. **b.-pang.** Synonym of *hemicrania.* **b. presentation,** presentation of the fetal brow in labor.

brown (*broun*) [AS., *brūn*]. Having a dark color inclining toward red or yellow. **b. atrophy,** an atrophy of a tissue associated with a deposit therein of a brown or yellow pigment. **b., Bismarck-** See *Bismarck-brown.* **b. induration of lung,** a state of the lung due to long-continued congestion, usually arising from valvular heart disease. It is characterized by an increase in connective tissue and an excess of pigment. **b. mixture,** mistura glycyrrhizæ composita. **b. ointment,** the unguentum fuscum (N. F); called also unguentum matris, or "mother's salve." It is composed of "brown plaster," 2 parts; oil, 1 part; suet, 1 part. **b. plaster,** the emplastrum fuscum camphoratum (N. F.); called also emplastrum matris camphoratum, or "camphorated mother's plaster;" official in German pharmacy. It is made of red oxide of lead, 30 parts; olive-oil, 60 parts; yellow wax, 15 parts; camphor, 1 part.

Brown's phenomenon. See *Brownian movement.*

Browne's (Crichton) sign. Tremor of the labial commissures and outer angles of the eyes in the early stage of paralytic dementia.

Brownian movement [Robert *Brown,* English botanist, 1773–1858]. An oscillatory movement observed under the microscope in very fine granules, drops, etc., when suspended in a liquid. The movement is not locomotion, and is to be distinguished from that of the self-motility of living microorganisms. Its cause is not definitely known, but it may be due to heat, light, electricity, osmosis, etc. Same as *pedesis.*

Brownism (*brown-izm*). See *brunonian theory.*

Brown-Séquard's paralysis (*sa-kar'*) [Charles Edouard *Brown-Séquard,* French physiologist and neurologist, 1817–1897]. Paralysis and hyperesthesia of one side and anesthesia of the other side of the body. **B.-S.'s syndrome.** See *B.-S.'s paralysis.*

Bruce and Muir, septomarginal tract of. A part of the descending posteromedial tract of the spinal cord.

Bruce's nodes. Small bony or calcified nodules at the margins of the joints, observed in chronic gout and septic arthritis.

Bruce's septicemia [David *Bruce,* English surgeon]. Malta fever.

Brucea (*broo-se'-ah*) [*Bruce,* the Abyssinian explorer (1730–1794)]. A genus of plants of the order *Simarubeæ. B. ferruginea* is an Abyssinian species. *B. sumatrana* is a species of the Asiatic tropics and of Australia; all parts of the plant are bitter, tonic, febrifuge, vermifuge, and antidysenteric.

Bruch's glands (*brook*) [Carl Wilhelm Ludwig *Bruch,* German anatomist, 1819–1884]. Lymph-follicles found in the conjunctiva about the inner canthus of ruminants. **B.'s layer, B.'s membrane,** the lamina basalis which forms the inner boundary of the choroid.

brucine (*broo'-sēn*) [*Brucea*], $C_{23}H_{26}N_2O_4$. A poisonous alkaloid found in *Strychnos nux-vomica* and in *Strychnos ignatia.* It crystallizes in prisms containing $4H_2O$, and melts at 178°. Its taste is exceedingly bitter and acrid. Its action on the animal economy is similar to, but much less powerful than, that of strychnine. Dose $\frac{1}{12}$–$\frac{1}{4}$ gr. (0.005–0.03 Gm.); maximum dose $\frac{1}{4}$ gr. (0.05 Gm.), single; 3 gr. (0.2 Gm.) a day. Antidotes: chloral, chloroform, tannic acid. Syn., *brucia; brucinum; brucium; pseudo-angustin; vomicine.* **b. hydrobromide,** $C_{23}H_{26}N_2O_4.HBr$, a substitute for strychnine in ophthalmic surgery; it is 40 times less poisonous. **b. hydrochloride,** $C_{23}H_{26}N_2O_4.HCl$, small white crystals, soluble in water; used as is brucine. **b. nitrate,** $C_{23}H_{26}N_2O_4.HNO_3 + 3H_2O$, white crystalline powder, soluble in water; used as is brucine. **b. phosphate,** $(C_{23}H_{26}N_2O_4).H_3PO_4$, white, crystalline powder, soluble in water; use and dose the same as those of brucine. **b. sulphate,** $(C_{23}H_{26}N_2O_4)_2HS_2O_4 + 3\frac{1}{2}H_2O$, white, microscopic crystals, soluble in water and alcohol; use and dosage the same as those of brucine.

Bruck's disease. A syndrome described by Bruck as consisting of multiple fractures and marked deformity of bones, ankylosis of most of the joints, and muscular atrophy.

Brudzinski's signs (*brood-sin'-ske*). [J. *Brudzinski,* Polish physician, 1874–1917]. 1. In meningitis, if the neck of the patient is bent forwards, flexion occurs at the hip, knee and ankle. 2. In meningitis, when forcible flexion of the lower limb on one side is made, flexion or extension will be observed in the opposite limb; this is also called *contralateral reflex.*

Bruecke's lines (*brook'-eh*) [Ernst Wilhelm *Bruecke,* Austrian physiologist, 1819–1892]. The broad bands which alternate with Krause's membranes in the fibrils of striated muscles. **B.'s muscle.** 1. See *Bowman's muscle.* 2. The muscularis mucosæ of the small and large intestine. **B.'s reagent for proteids,** saturate a boiling 10% solution of potassium iodide with freshly precipitated mercuric iodide. Filter when cool; the filtrate is used with hydrochloric acid as a precipitant for the proteids. **B.'s tunica nervea,** the layers of the retina, exclusive of the rods and cones.

Bruenninghausen's method (*broo'-ning-how-sen*) [Herman Joseph *Bruenninghausen,* German phy-

sician, 1761–1834]. The induction of premature labor by dilating the cervix uteri.

Bruggiser's hernia. See *Kroenlein's hernia.*

Bruhl's disease (*brool*). Splenic anemia accompanied with fever.

bruise (*brooz*). See *contusion.*

bruissement (*broo-e-smahn'*) [Fr.]. A purring sound heard on auscultation.

bruit (*broo-e'* [Fr., "a noise or report"]. An adventitious sound heard on auscultation. For kinds—*amphoric, rotatory,* etc.—see *murmur.* **b., aneurysmal,** the blowing murmur heard over an aneurysm. **b. d'airain,** the ringing note heard through the stethoscope applied to the chest-wall when a coin is struck against another pressed against the surface of the chest on the opposite side. It is pathognomonic of a collection of gas in the pleural cavity. **b. de clapôtement,** a splashing sound often heard in cases of well-marked dilatation of the stomach when pressure is made upon the abdominal walls. **b. de craquement, b. de cuir neuf,** the creaking sound, like that of new leather, sometimes heard in pericarditis. **b. de diable,** a humming, rushing sound heard in the veins in anemia. **b. de drapeau,** a rustling murmur heard in croup and laryngitis. **b. de froissement,** a clashing sound of the lungs or heart. **b. de galop,** a cantering rhythm of the heart-sounds, in which, owing to a reduplication of the second sound, three sounds are heard. It occurs most frequently in mitral stenosis. **b. de lime,** a cardiac sound as if made by a file or saw. **b. de. moulin,** the water-wheel sound. **b. de pot fêlé,** the cracked-pot sound. **b. de rappel,** a sound resembling the double beat upon a drum. **b. de scie.** Same as *b. de lime.* **b. de souffiet,** the bellows-murmur. **b., placental,** the uterine souffle, a blowing sound heard over the uterus in pregnancy.

Brun's law (*broon*). Same as *Bastian's law, q. v.*

Brun's test for uric acid in minute particles. Examine the particle in naphthalin monobromide, the index of refraction of which is 1.66. Compare this with indexes of refraction of uric acid, 1.73; calcium oxalate, 1.60; calcium phosphate, 1.63. If on raising the tube of the microscope the crystal becomes brilliant, the substance under the microscope has a higher index than the fluid in which it is immersed; it becomes darker if the substance has a lower index than the fluid.

brunet, or **brunette** (*broo-net'*) [Fr.]. 1. Of a dark complexion. 2. One with a dark complexion.

Brunfelsia (*brun-fel'-se-ah*) [O. *Brunfels,* a botanist of Metz, 1464–1534]. A genus of plants of the order *Saponaceæ.* A syrup made from the fruit of *B. americana,* a West Indian species, is used as a tonic in recovery from diarrhea. *B. uniflora,* of Brazil, is purgative, emetic, and emmenagogue. Syn., *mercurio vegetal.*

Brunn's cell-nests, B.'s epithelial nests (*broon*) [Albert von *Brunn,* German anatomist, 1849–1895]. Branched or solid groups of flat epithelial cells occurring in all normal bladders. **B.'s glands.** See *Brunner's glands.* **B.'s layer, B.'s membrane,** the stratum of more or less pyramidal epithelial cells forming the deep layer of the nasal mucous membrane.

Brunner's glands (*broo'-ner*) [Johann Conrad *Brunner,* Swiss anatomist, 1653–1727]. The racemose glands found in the wall of the duodenum

brunol (*broon'-ol*). Butyl salicylate, a local application for burns.

Brunonian movement. See *Brownian movement.* **B. theory,** Brownism; a doctrine, taught by Dr. John Brown (1735–88), that both physiological and pathological phenomena are due to variations in a natural stimulus, its excess causing sthenic, and its deficiency producing asthenic, diseases.

Bruns's disease [John Dickson *Bruns,* American physician, 1836–1883]. Chronic malaria complicated with consolidation of the apices of the lungs; pneumonopaludism.

Bruns's symptom. A sudden change in the position of the head causes vertigo, vomiting, and falling to the ground; observed in cysticercus and tumors of the fourth ventricle of the brain.

brush [OF., *broce*]. An instrument consisting of a collection of some flexible material fastened to a handle. In medicine various forms of brushes are employed, as the *acid brush,* of glass threads; the *electric brush,* an electrode in the form of a brush; the *laryngeal brush;* the *nasal, pharyngeal,* and *stomach brush.* **b.-burn,** the injury produced by violent friction and the resulting heat; it often resembles a burn or scald **b., terminal.** See *motorial end-plate.*

Bryant's ampulla (*bri'-ant*) [Thomas *Bryant,* English surgeon]. The apparent distention of an artery immediately above a ligature, due to the contraction of the vessel above the ampulla, where it is not completely filled by the clot. **B.'s iliofemoral triangle,** the rectangle formed by a vertical line dropped from the anterior superior iliac spine to the horizontal plane of the body; by a second line drawn from the anterior superior iliac spine to the tip of the trochanter, and by a third, the "test-line," which joins the two at a right angle to the vertical line. Shortening of the neck of the femur will be indicated by a shortening of the test-line. **B.'s line,** the vertical line forming one of the boundaries of the iliofemoral triangle. **B.'s operation,** for *lumbar colotomy;* an oblique incision is made midway between the last rib and the iliac crest. The bowel is fixed in position and opened

THOMAS BRYANT.

Bryce's test [James *Bryce,* Scotch physician]. For vaccinal infection: the inoculation is repeated at a certain period in the evolution of vaccinia, upon the theory that systemic infection does not take place at once, but only after the

lapse of a number of days from the time of inoculation.

brygmus (*brig'-mus*) [*βρυγμός*, biting]. Same as *odontioprisis*.

bryology (*bri-ol'-o-je*) [*βρύον*, a moss; *λόγος*, a science]. The science of mosses.

bryonia (*bri-o'-ne-ah*) [*βρυωνία*, bryony]. Bryony. The root of *B. alba* and *B. dioica*, indigenous to Europe. Its properties are due to an intensely bitter glucoside, *bryonin*, $C_{48}H_{80}O_{19}$, which is a strong irritant when applied to the skin or mucous membrane, often producing vesication. It is used in pleurisy, pleuropneumonia, rheumatic fever, and colds. Dose of the *powdered root* 10–30 gr. (0.65–2.0 Gm.); of the *infusion* (1:16) ½–2 oz. (15–60 Cc.); of the *tincture*, a 10% solution of the root in alcohol, 1–2 dr. (4–8 Cc.).

bryonidin (*bri-on'-id-in*). A glucoside isolated from *Bryonia alba*, more active than bryonin.

bryonin (*bri'-o-nin*). See under *bryonia*.

bryony (*bri-o'-nē*). See *bryonia*.

bryoplastic (*bri-o-plas'-tik*) [*βρύον*, moss; *πλάσσειν*, to form]. A descriptive term loosely applied to such abnormal growths of tissue as resemble vegetable forms.

Bryson's sign (*bri'-sun*) [Alexander *Bryson*, English physician, 1802–1860]. In exophthalmic goiter there is a diminution in the inspiratory enlargement of the thorax.

B. S. Abbreviation for (1) Bachelor of Science and (2) Bachelor of Surgery.

B. Sc. Abbreviation for Bachelor of Science.

B. T. U. Abbreviation for Board of Trade Unit; it = 1000 watt-hours.

bubas (*boo'bahs*). Yaws. **b. braziliana**, espundia.

bubo (*bū'-bo*) [*βουβών*, the groin]. Inflammation and swelling of a lymphatic gland, particularly of the groin, and usually following chancroid, gonorrhea, or syphilitic infection. Syn., *adin, inguinal adenitis; sympathetic abscess.* **b., absorption.** See *b., virulent* **b., indolent**, one with enlargement and hyperplasia without the formation of pus or any tendency to break down. Syn., *adenitis e blennorrhœa; adenitis e sclerosi.* **b., parotid.** See *parotitis.* **b., pestilential**, that associated with the plague. **b., primary**, a slight adenitis of the groin due to mechanical irritation or other cause; formerly supposed to be due to syphilis without a chancre having preceded. **b., rheumatic**, a hard lump, occurring oftenest on the back of the neck, as a sequel of acute articular rheumatism. **b., serpiginous**, an ulcerated bubo which changes its seat or in which the ulceration extends in one direction while healing in another. **b., simple.** See *b., sympathetic.* **b., strumous**, hypertrophied glands forming a large indolent swelling in a scrofulous subject. **b., sympathetic**, one caused by irritation, friction, injury, etc., and not arising from an infectious disease. **b., syphilitic**, that which appears in syphilis a few days after the primary lesion. It runs a slow course of six months or more. Syn., *primitive syphilitic adenitis.* **b., venereal**, that due to venereal disease. **b., virulent**, an ulcerated, suppurating bubo due to absorption of the virus of a chancre. Syn., *chancrous adenitis.*

bubon d'emblée [Fr.]. See *bubo, primary.*

bubonadenitis (*bū-bon-ad-en-i'-tis*) [*bubo; ἀδήν*, a gland; *ῖτις*, inflammation]. Inflammation of an inguinal gland.

bubonalgia (*bū-bon-al'-je-ah*) [*bubo; ἄλγος*, pain]. Pain in the inguinal region.

bubonic (*bū-bon'-ik*) [see *bubo*]. Relating to a bubo. **b. plague.** Synonym of *plague.*

bubonocele (*bū-bon'-o-sēl*) [*βουβών*, the groin; *κήλη*, hernia]. Inguinal hernia when the gut does not extend beyond the inguinal canal.

bubononcus (*bū-bon-ong'-kus*) [*bubo; ὄγκος*, a tumor]. A swelling in the groin

bubonopanus (*bū-bon-o-pa'-nus*) [*bubo; πῶνος*, torch]. An inguinal bubo.

bubonulus (*bū-bon'-ū-lus*) [L., dim. of *bubo*]. Lymphangitis of the dorsum of the penis, often with abscesses; due to chancroidal virus.

bubophthalmia (*bū-bof-thal'-me-ah*). See *keratoglobus.*

bucardia (*bū-kar'-de-ah*) [*βοῦς*, ox; *καρδία*, heart]. Cor bovinum; see *bovine heart.*

bucca (*buk'-ah*) [L. *gen.* and *pl.*, *buccæ*]. 1. The cheek; the hollow of the cheek, or its inner surface. 2. The mouth.

buccal (*buk'-al*) [*bucca*, the cheek]. Pertaining to the cheek or mouth. **b. coitus**, sexual perversion where gratification is found by mouth.

buccellation (*buk-sel-a'-shun*) [*bucella*, a morsel]. Hemostasis by a lint compress.

buccilingual (*buk-se-ling'-wal*) [*bucca; lingua*, the tongue]. Relating to the cheek and the tongue.

buccinatolabialis (*buk-sin-at-o-la-be-a'-lis*). The buccinator and orbicularis oris regarded as one.

buccinator (*buk'-sin-a-tor*) [L., "a trumpeter"]. The thin, flat muscle of the cheek. See *muscles, table of.*

buccobranchial (*buk-o-brang'-ke-al*). Relating to the mouth and the branchial cavity.

buccocervical (*buk-o-ser'-vik-al*) [*bucca*, cheek; *cervix*, neck]. Pertaining to the cheek and the neck.

buccogingival (*buk-o-jin'-jiv-al*). Pertaining to the cheek and the gums.

buccolabial (*buk-o-la'-be-al*) [*bucca*, cheek; *labium*, lip] Pertaining to the cheek and the lip.

buccolingually (*buk-o-lin'-gwal-e*). From the cheek toward the tongue.

buccopharyngeal (*buk-o-far-in'-je-al*) [*bucca*, the mouth; *pharynx*]. Relating to the mouth and to the pharynx.

buccula (*buk'-ū-lah*) [L., dim. of *bucca*]. The fleshy fold seen beneath the chin, and forming what is called a double chin.

Buchner's albuminoid bodies (*bookh'-ner*). Defensive proteids. **B.'s humoral theory of immunity.** This supposes that a reactive change has been brought about in the integral cells of the body by the primary affection from which there has been recovery, and this change is protective against similar invasions of the same organism.

buchu (*bū'-kū*) [native African]. The leaves of several species of *Barosma*, yielding a volatile oil, to which its properties are probably due, and a bitter extractive, barosmin. Dose 1–5 gr. (0.065–0.32 Gm.). It causes a sensation of glowing warmth over the body, stimulates the appetite, and increases the circulation. It is useful in cystitis and other affections of the genitourinary mucous membrane. Dose of the *leaves* 15–30 gr. (1–2 Gm.). **b., fluidextract of** (*fluidextractum buchu*, U. S. P.). Dose 10 min.–1 dr. (0.65–4.0 Cc.). **b., infusion of** (*infusum buchu*, B. P.). Dose 1–4 oz. (30–120 Cc.). **b. resin**, barosma. **b., tincture of** (*tinctura buchu*, B. P.). Dose 1–2 dr. (4–8 Cc.).

Buchwald's atrophy (*buk-volt*). Idiopathic, diffuse, progressive atrophy of the skin.

Buck's extension [Gurdon *Buck*, American surgeon, 1807–1877]. An apparatus consisting of a weight and pulley for applying extension to a limb. **B.'s fascia**, the sheath of the corpora cavernosa and the corpus spongiosum, which arises from the symphysis pubis by the suspensory ligament of the penis and is continuous with the deep layer of the superficial perineal fascia.

buck-bean (*buk'-bēn*). Bog-bean. The rhizome of *Menyanthes trifoliata*, tonic, antiscorbutic, and emmenagogue. It has been recommended as a vermifuge, and has been used in functional amenorrhea. Dose of *fluidextract* 5–30 min. (0.32–2.0 Cc.).

bucket fever. *Dengue, q. v.*

buckeye bark (*buk'-i bark*). The bark of *Æsculus glabra*, astringent and tonic, used in rectal irritation, prolapse, and various uterine derangements. Dose of *fluidextract* 3–5 min. (0.2–0.32 Cc.).

buckling (*buk'-ling*). The disintegration of the surface of the plates of a storage battery.

buckthorn (*buk'-thorn*). See *frangula* and *rhamnus*. **b., California.** See *cascara sagrada*.

bucnemia (*buk-ne'-me-ah*) [βοῦς, an ox; κνήμη, the leg]. Inflammation of the leg, characterized by tenseness and swelling; elephantiasis; also phlegmasia dolens. **b. tropica**, elephantiasis arabum.

Budd's cirrhosis [William *Budd*, English physician, 1811–1880]. Hepatic cirrhosis due to autointoxication from the gastrointestinal tract. **B.'s jaundice.** See *Rokitansky's disease*.

Budde's method (*bood'-deh*) [G. *Budde*, Danish chemist]. A method of preserving milk. To a quart of fresh milk 12 Cc. of a 3% solution of peroxide of hydrogen is added; the mixture is heated to 124° F., for a few hours, and is then rapidly cooled, when it is supposed to be sterilized.

buddeise (*bood'-de-īz*). To treat by Budde's method.

budding (*bud'-ing*) [ME., *budden*]. In biology, a form of reproduction or cell-division, occurring among the polyps and infusorians, in which a bud is given off by the parent and comes to resemble the latter. The process is also called gemmation.

Budge's center (*bood'-geh*) [Julius Ludwig *Budge*, German physiologist, 1811–1888]. 1. The ciliospinal center in the cervical spinal cord. 2. The genitospinal center in the lumbar spinal cord.

Budin, obstetrical hinge joint of (*boo-dan'*) [Pierre Constant *Budin*, French obstetrician, 1846–]. A cartilaginous band existing at birth between the squamous or tabular portion of the occipital bone and the two condylar portions.

Buehlmann's fibers (*bēl-man*). Certain lines on decayed teeth.

Buelau's method (*bū'-lo*) [Gotthard *Buelau*, German surgeon, 1835–1900]. Treatment of empyema by means of syphon drainage.

Buerger's disease (*bur'-ger*) [Leo *Burger*, American physician, 1879–]. Thrombo-angiitis obliterans, *q. v.*

Buetschili's nuclear spindle (*bet'-she-lē*). The spindle-shaped figure observed during karyokinesis.

bufagin (*boo'-faj-in*). A substance found in the poison glands of a toad (*bufo agua*), containing properties similar to those of digitalis.

buffer solution. Any solution to which an acid or an alkali may be added without producing much change in the acidity or alkalinity; *e. g.*, sodium phosphate.

buffers' consumption (*buf'-ers con-sump'-shun*). The phthisis occurring among metal-polishers.

buffy coat (*buf'-e*). A grayish or buff-colored crust or layer sometimes seen upon a blood-clot, after phlebotomy, and once looked upon as a sign of inflammation. It is caused by the partial subsidence of the red blood-corpuscles.

bufidine (*bū'-fid-ēn*) [*bufo*, the toad]. Phrynine, a poisonous alkaloid from the venom of the toad.

bufotalin (*bū-fo'-tal-in*), $C_{119}H_{171}O_{28}$. A toxic substance isolated by Phisalix and Bertrand from the parotid gland and skin of the common toad, *Bufo vulgaris;* it is a transparent resin, soluble in chloroform, alcohol, and acetone. It acts on the heart and does not affect the nervous centers

bufotenin (*bū-fo'-ten-in*). A toxic body found with bufotalin (*q. v.*); it exerts a powerfully paralyzing action on the nervous centers.

bugantia (*bū-gan'-she-ah*) [L.]. A chilblain

buggery (*bug'-er-e*) [OF., *bougre*, an heretic]. Sodomy; bestiality.

buginarium (*boo-jin-a'-re-um*) [*bougie; naris*, a nostril]. A medical preparation used as a nasal bougie.

bugleweed (*bū'-gl-wēd*). The herb, *Lycopus virginicus*, narcotic and astringent. Dose of fidext. ℥ ss–ij. *Lycopin*, concentrated extract. Dose gr. j–iv.

Buhl's desquamative pneumonia (*bool*) [Ludwig von *Buhl*, German physician, 1816–1880]. Caseous pneumonia, in which the exudate consists chiefly of desquamated alveolar epithelium. **B.'s disease**, acute fatty degeneration of the viscera of the newborn, with hemorrhages in various parts of the body.

Buhl-Dittrich's law. In every case of acute general miliary tuberculosis an old focus of caseation is to be found somewhere in the body. This law, being based upon the belief in the etiologic nonidentity of diffuse caseous and miliary tuberculosis, is not in conformity with modern views.

bukardia (*bū-kar'-de-ah*) [βουκαρδία, ox-heart]. Hypertrophy of the heart.

Bulam, or **Bulama boil** (*bū-lam* or *bū-lam'-ah*). A boil occurring on the African island of Bulam; probably caused by a burrowing-worm or insect-larva. **B. fever,** a West-Africa coast fever, said to be identical with yellow fever.

bulb [L., *bulbus*]. 1. An oval or circular expansion of a cylinder or tube. 2. The medulla oblongata. **b., arterial,** the anterior part of the embryonic heart from the division of which the aortic and pulmonary stems have their origin **b., brachial, b., brachiorhachidian,** the expansion of the spinal cord at the place of distribution of the nerves forming the brachial plexus. **b. of the corpus cavernosum** the swelling at the junction of the corpora cavernosa. **b., crural,** the dilatation of the spinal cord in the lumbar region. **b., dental,** dental papilla. **b. of the eye,** the eyeball. **b.s, four,** the corpora quadrigemina. **b., gustatory.** See *taste-bulbs*. **b., hair-,** the swelling at the root of a hair. **b., nerve-.** See *end-bud* and *motorial end-plate*. **b., olfactory,** one of the two bulbs of the olfactory nerve situated on each side of the longitudinal fissure upon the under surface of each anterior lobe of the cerebrum.

b., rhachidian, the oblongata. **b. of spinal cord, b. of spinal marrow,** the oblongata. **b.s, tonsillar,** the lobules of the cerebellum. Syn., *bulbi tonsillares.* **b. of urethra,** the posterior expanded part of the corpus spongiosum. **b. of vagina,** a small body of erectile tissue on each side of the vestibule of the vagina, homologous to the bulb of the urethra of the male. **b. of vena jugularis,** the dilatation at the termination of the external jugular vein.

bulbar (*bul'-bar*). Bulbous Pertaining to the medulla. **b. disease, b. paralysis,** a term applied to the progressive and symmetrical paralysis of the muscles of the mouth, tongue, pharynx, and sometimes those of the larynx. This paralysis is due to a disease of the motor nuclei in the medulla oblongata; an acute and a chronic form are met. The acute form is due to hemorrhage or softening; the chronic, to degeneration. There is also a pseudobulbar paralysis, due to symmetrical lesions of the motor cerebral cortex. Syn., *labioglossolaryngeal paralysis.*

bulbi vestibuli (*bul'-bi ves-tib'-ū-lī*) [L.]. A name sometimes given to the glands of Bartholin.

bulbitis (*bul-bi'-tis*) [*bulb*; ιτις, inflammation]. Inflammation of the bulbous portion of the urethra.

bulbocavernosus (*bul-bo-kav-ern-o'-sus*) [*bulb; caverna,* a cavern]. The accelerator urinæ muscle, corresponding to the sphincter vaginæ of the female.

bulboid (*bul'-boyd*) [*bulb;* εἶδος, form]. Resembling a bulb, bulb-shaped.

bulbonuclear (*bul-bo-nū'-kle-ar*). Relating to the oblongata and its nerve-nuclei.

bulbopetal (*bul-bop'-et-al*) [*bulb; petere,* to seek]. Moving toward the bulb; said of nerve-impulses

bulbourethral (*bul-bo-ū-re'-thral*) [*bulb;* οὐρήθρα, the urethra]. Relating to the bulb of the urethra.

bulbous [*bulb*] Terminating in a bulb.

bulbus (*bul'-bus*) [L.]. A bulb. **b. arteriosus,** at a certain stage in the development of the heart the upper aortic enlargement is so called. **b. cinereus.** See *bulb, olfactory.* **b. crinis,** a hair-bulb **b. oculi,** the globe of the eye. **b. pili.** Same as *b. crinis.* **b. rhachidicus,** the oblongata. **b. urethræ.** See *urethra.* **b. venæ jugularis internæ inferior,** an enlargement of the jugular vein immediately above its union with the subclavian vein. **b. venæ jugularis internæ superior,** an enlargement of the internal jugular vein at the point of exit from the jugular foramen. **b. vestibuli,** the bulb of the vagina; *q. v.*

bulesis (*bū-le'-sis*) [βούλησις, the will]. The will, or an act of the will.

bulimia (*bū-lim'-e-ah*) [βοῦς, an ox; λιμός, hunger]. Excessive, morbic hunger; it sometimes occurs in idiots and insane persons, and it is also a symptom of diabetes mellitus and of certain cerebral lesions Syn., *bulimiasis; bulimy.*

bulimic (*bū-lim'-ik*). See *bulimia.*

bulla (*bul'-ah*) [L., "a bubble"]. A bleb or blister, consisting of a portion of the epidermis detached from the skin by the infiltration beneath it of watery fluid, the result of a liquefaction-necrosis. **b. dolentissima,** a small, very painful cutaneous ulcer, which persists for a long time. **b. ethmoidalis,** a rounded projection into the middle meatus of the nose, due to an enlarged ethmoid cell. **b. a frigore,** a blister from the effect of cold. **bullæ gangrænosæ,** those occurring in moist gangrene of the skin. **b. ossea,** the inflated or dilated part of the bony external meatus of the ear.

bullate (*bul'-āt*) [*bulla,* a bubble]. 1. Inflated; fornicated and with thin walls; blistered; marked by bullæ 2. Of bacterial cultures, a growth rising in convex prominences, like a blistered surface.

bullation (*bul-a'-shun*) [*bullare,* to bubble]. 1. Inflation. 2. Division into small compartments.

bull-dog forceps. Forceps with strong teeth and a clasp to prevent slipping.

Buller's shield. A watch-glass in a frame of adhesive plaster or rubber worn in front of the sound eye to protect it from an infected eye.

bullet forceps. For extracting bullets.

bulletin (*bul'-let-in*) [*bulla,* a seal]. A brief, official statement of a patient's condition.

bullet-probe. An instrument for locating bullets.

bullous (*bul'-us*) [*bulla*]. Marked by bullæ; of the nature of a bulla.

Bumke's pupil (*boom'-keh*) [Oswald Conrad Edward *Bumke,* German neurologist, 1877–]. Dilatation of the pupil caused by psychic stimuli; not present in dementia præcox.

bumping (*bump'-ing*). Certain explosions which occur in a liquid when it is being boiled.

bundle (*bun'-dl*) [AS., *byndan,* to bind]. In biology, a fascicular grouping of elementary tissues, as nerve-fibers or muscle-fibers. **b., aberrant,** a band of nerve-fibers in the isthmus of the gyrus fornicatus. **b., anterior marginal,** the ventral part of the descending cerebellar tract in the spinal cord. **b., atrioventricular,** the bundle of His. **b., ground, anterior,** the anterior root zone in the white matter of the spinal cord. **b., ground, lateral,** a part of the lateral column of the cord extending from the ventral to the dorsal horn. **b., hemispheral,** the posterior one of the two bundles composing the anterior commissure. It originates in the pyramidal cells of the temporal lobe and amygdaloid nucleus, passes through the external capsule and lenticula, unites with the mesial part of the commissure at the point of the decussation of its fibers, and radiates to the opposite temporal lobe. **b., longitudinal,** a bundle of fibers outside of the optic radiation, passing from the occipital to the temporal lobe. **b., marginal,** a small fasciculus at the end of the dorsal cornu of the spinal cord. **b., primitive, b., Schwann's primitive,** a muscular fiber. **b., respiratory,** the solitary fasciculus. **b., solitary, b., trineural.** See under *solitary.* See also *Helweg, His, Krause, Lenhossèk, Meynert, Spitzka, Stilling, Turck, Vicq d'Azyr, Weissmann.*

Bunge's law. The epithelial cells of the mammary gland (of the rabbit, cat, and dog) select from the mineral salts of the blood-plasma all the inorganic substances exactly in the proportion in which they are necessary for the development of the offspring and for the building-up of the latter's organism.

bunioid (*boo'-ne-oid*) [βουνός, a hill; εἶδος, likeness]. Having a round form; applied to tumors.

bunion (*bun'-yun*) [origin uncertain]. A swelling of a bursa of the foot, especially of the metatarsophalangeal joint of the great toe.

bunodont (*bū'-no-dont*) [βουνος, a mound; ὀδούς, a tooth]. Having the molar teeth with rounded or conical cusps; opposed to *lophodont.*

bunogaster (*bū-no-gas'-ter*) [βουνός, a little hill; γαστήρ, stomach]. A protruding abdomen.

Bunsen burner [Robert Wilhelm *Bunsen*, German chemist and physicist, 1811–1899]. A form of burner in which, before ignition, the gas is mixed with a sufficient quantity of air to produce complete oxidation. **B. cell.** In this the positive element is zinc; the negative element, carbon; exciting agent, dilute sulphuric acid; depolarizing agent, nitric acid; E.M.F., 1.75–1.96 volts.

Buphane (*bu'-fan-e*) [L.]. A genus of plants of the order *Amaryllidea*. *B. disticha* is a native of the Cape of Good Hope; the juice of the bulb is used as an arrow-poison by the Hottentots.

buphthalmia, buphthalmos (*būf-thal'-me-ah, -mos*). See *keratoglobus*.

bur, burr [ME., *burre*]. 1. In botany, a rough, prickly shell or case. 2. The lobe of the ear. 3. In dentistry, an instrument with a rounded, pointed, cylindrical or ovoid head and a cutting blade, used in the dental engine for excavating carious dentine and for other purposes. **b., surgical,** an instrument similar in form to a dental bur, but larger, designed for surgical operations upon the bones.

Burckhardt's corpuscles, peculiar angular or roundish bodies of a yellowish color found in the secretion of trachoma.

burcquism (*boork'-izm*). See *metallotherapy*.

Burdach's column (*boor'-dakh*) [Karl Friedrich *Burdach*, German physiologist, 1776–1847]. The posteroexternal column of the spinal cord. **B.'s fissure,** a small fissure between the insula and the operculum. **B.'s nucleus,** the cuneate nucleus, a small nucleus of gray matter in the funiculus cuneatus of the oblongata, forming the termination of the long fibers of Burdach's column. **B.'s operculum.** See *Arnold's operculum*.

burdock (*ber'-dok*). See *Lappa*.

Burdwan fever (*ber'-dwan*). Same as kala-azar, *q. v.*

burette, buret (*bu-ret'*) [Fr.]. A graduated tube designed for measuring small quantities of a fluid. It is usually held vertically in a stand and is provided with a stopcock.

Burgundy pitch. See under *pix*.

burking [*Burke*, a noted criminal]. Suffocation produced by a combination of pressure on the chest with closure of the mouth and nostrils. This was the method employed by Burke.

Burma boil. A form of endemic ulcer common in Burma. **B. head,** a disease of the Burmese territory marked by loss of memory, idiocy, homicidal mania, and inability to walk.

burn. 1. To become inflamed. 2. To char or scorch. 3. To have the sensation of heat. 4. An injury caused by fire or dry heat. 5. A disease in vegetables. 6. In chemistry, to oxygenize. 7. In surgery, to cauterize. **b. brush-.** See *brush-burn*.

Burnam's test for formaldehyde (*bur'-nam*) [Curtis Field *Burnam*, American surgeon]. Same as Rimini's test, *q. v.*

burner [see *burn*]. A common name for a lamp or heating apparatus used in laboratories for chemical and pharmaceutical purposes. See *Argand, Bunsen*.

Burnett's disinfecting fluid (*bur-net'*) [Sir William *Burnett*, English surgeon, 1779–1861]. A strong solution of zinc chloride with a little iron chloride.

burning (*burn'-ing*) [ME., *bernen*, to burn]. Consuming with heat or fire. **b. bush,** euonymus. **b. glass,** a convex lens or concave mirror causing a sufficient concentration of the sun's rays to ignite an object placed at the focus. **b. of the feet,** a neurotic affection of the soles of the feet, common in India. **b. oil,** kerosene. **b. point,** in testing petroleum oils, the temperature at which a spark or lighted jet will ignite the liquid itself, which then continues to burn. This point is usually 6° to 20° C. higher than the flash-point, but there is no fixed relation between the two.

Burns' amaurosis [John *Burns*, Scotch physician, 1774–1850]. Postmarital amblyopia. Impaired vision caused by sexual excess. **B.'s ligament** [Alan *Burns*, Scotch anatomist, 1781–1813]. See *Hey's ligament*.

Burow's liquor, or solution (*boo'-ro*) [Karl August *Burow*, German surgeon, 1809–1874]. A solution consisting of alum, 5 parts; lead acetate, 25 parts; in 500 parts of water; used to wash old ulcers. **B.'s vein.** An inconstant venous trunk formed by branches of the inferior epigastric veins and joining the umbilical vein.

burquism (*berk'-izm*). Same as *burcquism*.

burr. See *bur*.

Burri's method (*boor'-e*) [Robert *Burri*, Swiss bacteriologist]. A method of staining and examining for microorganisms, especially treponemata; arsenic and India ink are used.

burring (*bur'-ing*) [ME., *borre*, a harshness in the throat]. Rhotacism; in stammering, the mispronunciation of the letter r. **b. engine,** a dental appliance for the use of burs, etc., in forming cavities, etc. See *dental engine*.

burrow (*bur'-o*) [ME., *borow*, a hole]. 1. To make a hole or furrow, as in the skin; said of the itch insect. 2. To force a way through, as pus through the tissues.

burrowing (*bur'-o-ing*). The term given to the passage of pus through the tissues after the formation of an abscess.

bursa (*bur'-sah*) [L., "a purse"]. A small sac interposed between parts that move upon one another. **b., accidental, b., adventitious,** one resembling a bursa mucosa, but due to friction or pressure. **b., acromial, external,** one beneath the acromion, between the coracoid process, the deltoid muscle, and the capsular ligament. **b., acromial, internal,** one lying above the acromion, between the tendon of the infraspinatus and the teres major. **b. anserina,** one under the insertion of the gracilis and sartorius muscles. **b. cordis,** the pericardium. **b., gluteal.** One or more lying under the gluteus maximus. **b., gluteofascial, b., gluteotrochanteric,** one lying between the trochanter major and the gluteus maximus. **b., iliac.** 1. One lying between the tendon of the iliacus muscle and the trochanter minor. 2. One between the pelvic brim and the iliopsoas muscle. **b. mucosa,** a membranous sac secreting synovial fluid. **b., obturator,** one under the tendon of the obturator internus. **b., omental, b. omentalis,** a large cavity formed by the peritoneum back of the stomach and in the great omentum. The lesser peritoneal sac. **b. patellæ, b. patellaris,** one lying between the patella and the skin. **b. patellæ amplificata,** housemaids' knee. **b. patellaris lateralis externa,** one lying between the patella and the external lateral dilatation of the tendon of the quadriceps extensor cruris; it is rarely found. **b. patellaris lateralis interna,** one between the patella and the inner lateral dilatation of the quadriceps extensor cruris; it may be either deep

or superficial. **b. pharyngea,** a blind pouch projecting upward from the pharynx toward the occipital bone. **b., plantar,** one over the instep either above or below a tendon. **b., popliteal,** a bursa situated in the popliteal space between the tendon of the semimembranosus and the tendon of the inner head of the gastrocnemius, where they rub against each other. **b., prepatellar,** a bursa situated over the patella and the upper part of the patellar ligament. **b., riders',** an enlarged bursa due to excessive horseback riding. **b. sacralis,** one found in the aged over the sacrococcygeal articulation or over the spine of the fourth or fifth sacral vertebra. **b., subhyoid.** See *subhyoid bursa.* **b., synovial,** one found between tendons and bony surfaces. **b. testium,** the scrotum.

bursal (*bur'-sal*). Pertaining to a bursa, or sac.

bursalis (*bur-sa'-lis*). The obturator internus muscle.

bursalogy (*bur-sal'-o-je*). Science or study of bursæ; anatomy, physiology, and pathology of bursæ.

Bursera (*bur'-ser-ah*) [*Burser,* German botanist]. A genus of tropical trees, several species of which afford resinous gums. *B. gummifera* is a native of South America; the resin, chibou or cachibou, is used in plasters and salves and internally in diseases of the lungs and kidney. The leaves are vulnerary, the bark is anthelmintic and antigonorrheic, and the root is used in diarrhea.

burserin (*bur'-ser-in*) [see *Bursera*]. A resinous constituent of opobalsamum.

bursiform (*bur'-sif-orm*) [*bursa,* a purse; *forma,* form]. Resembling a bursa.

bursine (*bur'-sēn*). An alkaloid isolated from *Capsella bursa-pastoris.* It is a yellow, deliquescent powder, used as an astringent, tonic, and styptic instead of ergot, and hypodermatically in aqueous solution.

bursitis (*bur-si'-tis*) [*bursa,* a purse; *itis,* inflammation]. Inflammation of a bursa. **b., omental,** inflammation of the omental bursa. **b., prepatellaris,** housemaid's knee. **b., retrocalcaneal.** See *achillodynia.* **b., Thornwaldt's,** catarrhal inflammation of the anterior portion of the median recess of the nasopharynx.

bursopathy (*bur-sop'-ath-e*) [*bursa; πάθος,* suffering]. Any disease of the bursa, particularly dropsy due to some general disease.

bursula (*bur'-sū-lah*) [dim. of *bursa,* a purse]. A small bursa; the scrotum.

Burton's line [Henry *Burton,* English physician, 19th cent.]. A blue line along the margins of the gums in chronic lead-poisoning.

butane (*bū'-tan*), C_4H_{10}. An anesthetic substance isolated from petroleum. Syn., *butyl hydride.*

Butcher's saw [Richard G. *Butcher,* Irish surgeon]. A saw used in amputations and excisions;

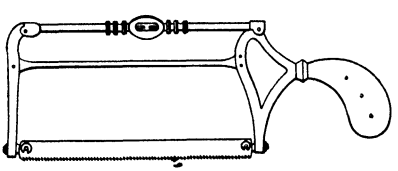

Butcher's Saw.

It has a narrow blade that can be adjusted at any angle, so that it runs easily and in any direction.

butesin (*bū'-tes-in*). The normal butyl ester of amino-benzoic acid; used as a local anesthetic and as a dusting powder. **b. picrate,** a local anesthetic combining the properties of butesin and picric acid.

butter (*but'-er*) [*butyrum,* butter]. 1. The fatty part of the milk obtained by rupturing the cells of the fat-globules by "churning" or mechanical agitation. 2. Various vegetable fats having the consistency of butter. 3. Certain chemical products having the appearance or consistence of butter. **b. of antimony,** chloride of antimony. **b. of cacao.** See *cacao butter.* **b. of tin,** chloride of tin. **b. of zinc,** zinc chloride.

Butter's cancer (*but'-erz*). Cancer of the hepatic flexure of the colon.

butterfly patch. A patch of lupus erythematosus on the cheeks and nose.

butterine (*but'-er-ēn*) [*butter*]. An artificial substitute for butter, made principally of beef-fat. Oleomargarine.

buttermilk (*but'-er-milk*). The liquid left after extracting the butter from cream. **b.-belly,** a distended abdomen; pot-belly.

butternut (*but'-er-nut*). See *juglans.*

buttocks (*but'-uks*) [dim. of *butt.* an end]. The nates. The fleshy part of the body posterior to the hip-joints, formed by the masses of the gluteı muscles.

button (*but'-un*). See *furunculus orientalis.* **b. Amboyna.** See *frambesia.* **b. anastomosis,** anastomosis by means of a Murphy button. **b., belly-,** the navel. **b., Biskra.** See *furunculus orientalis.* **b.-bush,** the bark of *Cephalanthus accidentalis,* a tonic, febrifuge, and diuretic. Dose of *fluidextract* ½–1 dr. (2–4 Cc.). **b., Chlumsky's,** an intestinal button made of pure magnesium after the pattern of the Murphy button. It remains undissolved for four weeks, only the outer part becoming softer. **b., Corrigan's,** a steel, button-shaped cautery-iron, introduced by Sir J. C. Corrigan (1802–80). **b.-makers' chorea.** See *chorea, buttonmaker's.* **b., Murphy,** a device used in gastroenterostomy or intestinal anastomosis. **b.-snakeroot,** the root of *Liatris spicata* and of *Eryngium yuccæfolium;* a stimulant, tonic, diuretic, and emmenagogue. Dose of *fluidextract* ½–1 dr. (2–4 Cc.). See *Chlumsky, Corrigan, Murphy.*

buttonhole fracture. One in which a missile has perforated the bone. **b., mitral,** an advanced degree of constriction of the mitral orifice of the heart. **b. operation,** boutonnière operation, *q. v.*

butyl (*bū'-til*) [*butyrum,* butter], C_4H_9. A hydrocarbon alcohol radical. **b.-chloral, b.-chloral hydrate.** See *chloral butylicum.* **b. hydride.** See *butane.* **b.-hypnal,** a combination of butylchloral and antipyrine. It is hypnotic and antipyretic.

butylamine (*bū-til'-am-in*) [*butyl; amine*], $C_4H_9NH_2$. A substance contained in codliver oil, possessing diuretic and diaphoretic properties.

butylene (*bū'-til-ēn*) [*butyrum*], C_4H_8. A hydrocarbon belonging to the olefin series. It exists in three isomeric forms, all of which are gases at ordinary temperatures.

butyn (*bū'-tin*). Trade name of a local anesthetic, proposed as a substitute for cocaine.

butyphus (*bū-ti'-fus*) [*βοῦς,* an ox; *τῦφος,* stupor]. The cattle-plague. Syn., *rin erpest.*

butyraceous (*bu-tir-a'-se-us*) [*butyrum*]. Resembling or containing butter.

butyrate (*bū'-tir-āt*) [*butyrum,* butter]. A salt of butyric acid.

butyric (*bū-tir'-ik*). Contained in butter; derived from butter. **b. acid.** See *acid, butyric.*

butyrin (*bū'-tir-in*) [*butyrum*]. $C_3H_5(C_4H_7O_2)_3$. A constant constituent of butter, together with olein, stearin, and other glycerids. It is a neutral, yellowish, liquid fat, having a sharp, bitter taste.

butyroid (*bū'-tir-oid*) [*butyrum*]. Buttery; having the consistence of butter.

butyromel (*bū-tir'-o-mel*). The proprietary name for a mixture of 2 parts of fresh butter and 1 part of honey, rubbed together until a clear yellow mixture is obtained. It is used in preparing palatable preparations of codliver oil and other nauseous oleaginous substances.

butyrometer (*bū-tir-om'-et-ur*) [*butyrum*, butter; *μέτρον*, measure]. An apparatus for determining the proportion of fatty matter in milk.

butyroscope (*bū-tir'-o-skōp*) [*butyrum*, butter; *σκοπεῖν*, to look]. An instrument for estimating the proportion of fat in milk.

buvo (*bū'-vo*). Trade name of a tablet containing extract of beef and vegetable juices.

buxine (*buks'-in*) [*buxus*, the box-tree]. Berberine, the alkaloid of *Buxus sempervirens*. It is a white, amorphous powder with a persistent bitter taste; very insoluble in water, but easily soluble in alcohol and chloroform. It is used as a febrifuge; dose gr. 3–6.

buxus (*buks'-us*) [L., the box-tree]. A genus of trees affording boxwood. **b. sempervirens,** the common box or box-tree of Europe and Asia. Its leaves, wood, and oil have been employed in medicine.

buyo cheek cancer (*bu'-yo*) [Tagalog term]. A cancer of the cheek found in natives of the Philippine Islands; it is associated with the chewing of a mass made up of buyo leaves, betel-nut, slaked lime and tobacco.

Buzzard's maneuver (*buz'-ardz*) [Thomas *Buzzard*, English physician 1831–1919]. In eliciting the patellar reflex the sitting patient is required to make firm pressure on the floor with his toes.

Bychowski's test for albumin. Put a drop or two of the urine into a test-tube filled with hot water and shake it; in the presence of albumin a whitish cloud is formed and is diffused through the liquid. Phosphates give the same result, but the cloud disappears on addition of a drop of acetic acid.

bynin (*bi'-nin*) [*βύνη*, malt]. 1. A proteid, insoluble in water, found in malt. 2. A proprietary liquid extract of malt made in England. **b. amara,** a combination of bynin (2) with the phosphates of iron, quinine, and strychnine.

bynol (*bi'-nol*). A combination of malt extract and cod-liver oil.

Byrd's method (*bird*) [Harvey Leonidas *Byrd*, American physician, 1820–1884]. *For artificial respiration in asphyxia neonatorum:* The physician's hands are placed under the middle portion of the child's back, with their ulnar borders in contact and at right angles to the spine. With the thumbs extended, the two extremities of the trunk are carried forward by gentle but firm pressure, so that they form an angle of 45 degrees with each other in the diaphragmatic region. Then the angle is reversed by carrying backward the shoulders and the nates.

byrolin (*bir'-ol-in*). A proprietary remedy said to be a combination of boric acid, glycerol, and lanolin, and recommended for use in skin diseases.

bysma (*biz'-mah*) [*βύσμα*, a stopper; plug: *pl.*, *bysmata*]. A plug or tampon.

byssinosis (*bis-in-o'-sis*). A pulmonary affection due to the inhalation of cotton-dust.

byssocausis (*bis-o-kaw'-sis*) [*βύσσος*, cotton; *καῦσις*, a burning]. Cauterization by the moxa; moxibustion.

byssoid (*bis'-oid*). Consisting of a filamentous fringe of which the strands are of unequal length.

byssophthisis (*bis-o-tis'-is*). See *byssinosis.*

byssus (*bis'-us*) [*βύσσος*, cotton, flax]. 1. Charpie, lint, or cotton. 2. The hairy growth of the pubic region. 3. In biology, a bunch of silky filaments secreted by the foot, in several molluscs. A name formerly given to the mycelium of large fungi.

bythium (*bith'-e-um*) [*βύθος*, depth]. A supposed new chemical element said to have been obtained from sulphur. The claim has not been accepted.

Abbreviation for *cum*, with.

C. 1. The chemical symbol of *carbon*. 2. The abbreviation of *centigrade*, *congius*, *closure*, *contraction*, *cylinder*, or *cylindrical lens*.

Ca. 1. Chemical symbol of *calcium*. 2. Abbreviation for *cathode*.

caballine aloes (*kab'-al-in al'-ōz*). An inferior quality of aloes, known also as fetid or horse aloes.

Cabanis' pallet. A shovel-shaped instrument consisting of two plates of perforated silver, jointed and movable on each other; it is used to seize the extremity of the nasal probe in Méjean's operation for lacrimal fistula.

cabbage (*kab'-āj*). See *brassica*. **c.-rose.** See *rose, pale*. **c., skunk-,** a fetid plant of North America, *Symplocarpus fœtidus*. Its tincture and fluidextract are prescribed as antispasmodics and antasthmatics.

Cabot's ring bodies (*cab'-ot*) [Richard Clarke *Cabot*, American physician, 1868–]. Intra- and extra-cellular bodies having the general shape of a ring and found in the blood in severe anemia.

CaC_2. Calcium carbide.

cacaerometer (*kak-a-er-om'-e-tur*) [κακός, bad; ἀήρ, air; μέτρον, measure]. An apparatus for determining the impurity of the air.

cacaine (*kak-a'-ēn*) [Nahuatl, *cacauatl*, cacao]. Theobromine, *q. v.*

cacanthrax (*kak-an'-thraks*) [κακός, bad; ἄνθραξ, a coal]. Contagious anthrax. See *anthrax*.

cacao(*kak-a'-o*). See *theobroma*. **c.-butter** (*oleum theobromatis*, U. S. P.), is obtained from seeds or nibs of *theobroma cacao*. It is a pure white fat, with a pleasant odor and taste; it fuses at 86° F. (30° C.); its specific gravity is from 0.945 to 0.952. It is used in cosmetics and for pharmaceutical preparations See also *theobroma*.

cacaphthæ (*kak-aff'-the*) [κακός, bad; ἄφθα, an eruption]. Malignant or cachectic aphthæ. See *aphthæ*.

cacation (*kak-a'-shun*) [*cacatio*, a going to stool]. Defecation; alvine discharge.

cacatory (*kak'-at-o-re*) [*cacatio*, a going to stool]. Attended with diarrhea; as a cacatory fever.

CaCC. Abbreviation for cathodal closure contraction; also written **CCC.**

caccagogue (*kak'-a-gog*) [κάκκη, dung; ἀγωγός, leading]. 1. Aperient; laxative. 2. An aperient, especially an ointment or suppository that induces gentle purgation.

cacemia (*kas-e'-me-ah*, or *kak-e'-me-ah*) [κακός, bad; αἷμα, blood]. An ill-condition of the blood; depravity of the blood.

cacesthesis (*kak-es-the'-sis*) [κακός, bad; αἴσθησις, sensation]. Morbid sensation.

cachectic (*kak-ek'-tik*) [see *cachexia*]. Characterized by cachexia.

cachelcoma (*kak-el-kō'-mah*) [κακός, ill; ἕλκωμα, ulcer; pl., *cachelcomata*]. A malignant or foul ulcer.

cachet (*kash-a*) [Fr.]. A pharmaceutical preparation consisting of two concave pieces of wafer, varying in size from ½ to 1½ inches in diameter, round or oblong in shape, in one of which the powder to be administered is placed, and the other, having previously been moistened, is then laid over the powder and the two margins are pressed together, when they adhere and completely inclose the powder.

cachexia, cachexy (*kak-eks'-e-ah, kak-eks'-e*) [κακός, bad; ἕξις, a habit]. A depraved condition of general nutrition, due to some serious disease, as syphilis, tuberculosis, carcinoma, etc. **c., African,** earth eating. **c., aphthous,** sprue. **c. aquosa.** See *Griesinger's disease*. **c., cancerous, c., carcinomatous,** a condition marked by weakness, emaciation, and a muddy or brownish complexion, due to carcinomatous disease. Syn., *cachexia canceratica; cancerous diathesis*. **c. hypophysial.** Atrophy of the hypophysis through premature senility. **c., lymphatic.** Synonym of *Hodgkin's disease*. **c., miner's.** See *uncinariasis*. **c., negro,** earth eating. **c., osteal,** profound cachexia seen in children and accompanied by painful swelling of one of the long bones, with hematinuria or extravasation of blood into a tissue, and often by rachitic phenomena. **c., pachydermic.** See *myxedema*. **c., paludal.** See *malarial cachexia*. **c., periosteal.** See *c., osteal*. **c. splenetica,** that associated with splenic enlargement. **c. strumipriva, c., thyreopriva,** the condition allied to, if not identical with, myxedema, following the extirpation of the thyroid gland. **c., thyroid** exophthalmic goitre. **c. venerea,** syphilis. **c., virginum,** chlorosis.

cachexy (*kak-eks'-e*). See *cachexia*.

cachibou (*kash-i-boo'*). See under *bursera*.

cachinnation (*katsh-in-a'-shun*) [*cachinnare*, to laugh loudly]. Immoderate laughter, as in the insane.

cachou (*kash-oo'*) [Fr. for "*catechu*"]. An aromatic pill or tablet for deodorizing the breath.

$CaCl_2$. Calcium chloride.

$Ca(ClO_3)_2$. Calcium chlorate.

$CaCO_3$. Calcium carbonate.

CaC_2O_4. Calcium oxalate.

caco- (*kak-o-*) [κακός, bad]. A prefix meaning bad or diseased.

cacocholia (*kak-o-ko'-le-ah*) [*caco-*; χολή, bile]. A morbid condition of the bile.

cacochroia, cacochrœa (*kak-o-kroi'-ah, kak-o-kre'-ah*) [*caco-*; χροία, color]. A bad complexion; unnatural color of the skin.

cacochylia (*kak-o-ki'-le-ah*) [*caco-*; χυλός, juice]. Imperfect or disordered digestion.

cacochymia (*kak-o-ki'-me-ah*) [*caco-*; χυμός, juice]. A morbid state of the fluids, humors, blood, or secretions; faulty stomachic digestion.

cacocnemia (*kak-ok-ne'-me-ah*) [*caco-*; κνήμη, leg]. Thinness or ill-condition of the leg or shin.

cacocolpia (*kak-o-kol'-pe-ah*) [*caco-*; κόλπος, vagina]. A diseased state of the vagina; gangrene of the vulva.

cacodes (*kak-o'-dēz*) [κακωδής, ill smelling]. Having a foul, offensive odor.

cacodiacol (*kak-o-di'-ak-ol*). Guaiacol cacodylate.

cacodontia (*kak-o-don'-she-ah*) [*caco-*; ὀδοῦς, tooth]. A bad condition of the teeth.

cacodyl (*kak'-o-dil*) [κακώδης, ill-smelling; ὕλη, matter]. As$(CH_3)_2$. Dimethylarsine; a radical containing arsenic, hydrogen, and carbon. It is a colorless, heavy liquid, with an extremely offensive odor; it is inflammable when exposed to air. Its protoxide is called alkarsine (*q. v.*).

cacodylate (*kak-od'-il-āt*). A salt of cacodylic acid. The sodium, calcium, and the iron salts are used in medicine.

cacodyliacol (*kak-o-dil-i'-ak-ol*). Guaiacol cacodylate: used in tuberculosis; dose, 2 gr. (0.04 Gm.).

cacodylic (*kak-o-dil'-ik*) [see *cacodyl*]. Pertaining to cacodyl. **c. acid**, dimethyl arsenic acid.

cacoethes (*kak-o-e'-thēz*) [*caco-*; ἦθος, a habit]. 1. Any bad habit, disposition, propensity, or disorder. 2. A malignant ulcer. **c. operandi**, an excessive desire to perform operations

cacoethic (*kak-o-eth'-ik*) [*caco-*; ἦθος, habit]. Malignant.

cacogalactia (*kak-o-gal-ak'-te-ah*) [*caco-*; γάλα, milk]. A bad or abnormal condition of the milk.

cacogastric (*kak-o-gas'-trik*) [*caco-*; γαστήρ, the stomach]. Dyspeptic.

cacogenesis (*kak-o-jen'-es-is*) [*caco-*; γένεσις, formation]. Any morbid, monstrous, or pathological growth or product.

cacogenic (*kak-o-jen'-ik*). Pertaining to cacogenesis.

cacogenics (*kak-o-jen'-iks*) [κακογενής, ill-born]. The opposite of eugenics. The sum total of the conditions which tend to the deterioration of the human race.

cacogeusia (*kak-o-gu'-se-ah*) [*caco-*; γεῦσις, taste]. A bad taste.

cacoglossia (*kak-o-glos'-e-ah*) [*caco-*; γλῶσσα, the tongue]. Gangrene of the tongue.

cacolet (*kak'-o-la*) [Fr.]. A mule-chair or horse-pannier for the transportation of the wounded.

cacomelia (*kak-o-me'-le-ah*) [*caco-*; μέλος, limb] A congenital pathological condition or deformity of a limb.

cacomorphia (*kak-o-mor'-fe-ah*) [*caco-*; μορφή, form]. Malformation; deformity.

caconychia (*kak-o-nik'-e-ah*) [*caco-*; ὄνυξ, nail]. Disease or defect of a nail or of the nails.

cacopathy, or **cacopathia** (*kak-op'-a-the* or *kak-o-path'-e-ah*) [*caco-*; πάθος, illness]. Any severe, malignant, or untoward condition or disease.

cacopharyngia (*kak-o-far-in'-je-ah*) [*caco-*; φάρυγξ, the pharynx]. Gangrene of the pharynx.

cacophonia (*kak-o-fo'-ne-ah*) [*caco-*; φωνή, voice]. An altered, depraved, or abnormal voice.

cacophonic (*kak-o-fon'-ik*). Affected with cacophonia.

cacophthalmia (*kak-off-thal'-me-ah*) [*caco-*; *opthalmia*]. A malignant inflammation of the eye.

cacoplasia (*kak-o-pla'-ze-ah*) [*caco-*; πλάσσειν, to form]. The formation of diseased structures.

cacoplastic (*kak-o-plas'-tik*) [see *cacoplasia*]. 1. Characterized by a low degree of organization. 2. Relating to cacoplasia.

cacopragia (*kak-o-pra'-je-ah*) [*caco-*; πρᾶσσειν, to do]. Functional derangement, as of nutritive processes, or of organs.

cacoproctia (*kak-o-prok'-te-ah*) [*caco-*; πρωκτός, anus]. A gangrenous state of the rectum.

cacorrhachis (*ka-kor'-rak-is*) [*caco-*; ῥάχις, spine]. A diseased state of the vertebral column.

cacorrhinia (*kak-or-in'-e-ah*) [*caco-*; ῥίς, nose]. Any diseased condition of the nose.

cacosmia (*kak-oz'-me-ah*) [*caco-*; ὀσμή, smell]. A disgusting smell.

cacosomium (*kak-o-so'-me-um*) [*caco-*; σῶμα, body]. A hospital for leprosy and other incurable diseases.

cacospermia (*kak-o-sper'-me-ah*) [*caco-*; σπέρμα, seed]. Any diseased state of the semen.

cacosphyxia (*kak-o-sfiks'-e-ah*) [*caco-*; σφύξις, pulse]. A disordered state of the pulse.

cacosplanchnia (*kak-o-splangk'-ne-ah*) [*caco-*; σπλάγχνα, the viscera]. Diseased condition of the digestive tract and resulting emaciation.

cacostomia (*kak-o-sto'-me-ah*) [*caco-*; στόμα, mouth]. 1. Any diseased or gangrenous state of the mouth. 2. Noma.

cacothanasia (*kak-o-than-a'-ze-ah*) [*caco-*; θάνατος, death]. A painful or miserable death.

cacotheline (*kak-oth'-el-ēn*), $C_{42}H_{22}NO_{20}$. An alkaloid produced from brucine by the action of HNO_3.

cacothenics (*kak-o-then'-iks*). The opposite of euthenics, *q. v.*

cacothesis (*kak-oth'-es-is*) [*caco-*; θέσις, a placing]. A faulty position of a part or of the entire organism.

cacothymia (*kak-o-thim'-e-ah*) [*caco-*; θυμός, mind]. A disordered state of the mind or disposition; mental disorder with moral depravity; insane malignity of temper.

cacotrichia (*kak-o-trik'-e-ah*) [*caco-*; θρίξ, hair] A diseased condition of the hair.

cacotrophia (*kak-o-tro'-fe-ah*). Same as *cacotrophy*.

cacotrophy (*kak-ot'-ro-fe*) [*caco-*; τροφή, nourishment]. Disordered or defective nutrition.

cacozyme (*kak'-o-zīm*) [*caco-*; ζυμή, a ferment] A disorganizing, putrefactive, fermentative, or pathogenic microorganism.

cactin (*kak'-tin*). An acrid resinous glucoside obtained from *Cereus grandiflorus*

cactina (*kak-ti'-nah*) [κάκτος, a prickly plant]. A proprietary preparation said to be a proximate principle derived from night-blooming cereus (*Cactus grandiflorus* and *C. mexicana*) It is a cardiac stimulant, recommended as a substitute for digitalis

cactus (*kak'-tus*) [κάκτος, a prickly plant]. A genus of plants. **c. grandiflorus**, a plant indigenous to the West Indies and cultivated in North America and Europe. It bears large white or straw-colored flowers which bloom only at night. The preparations of cactus are stimulant to the spinal cord, the vasomotor center, and the cardiac ganglia. They have been used as substitutes for digitalis. Dose of *tincture* 15–20 min. (1 0–1 3 Cc); of *fluidextract* 5–10 min. (0.32–0.65 Cc.). Syn., *night-blooming cereus; Cereus grandiflorus*.

cacumen (*kak-ū'-men*) [L.; pl., *cacumina*] 1 The top, as of a plant. 2. The culmen of the vermis superior of the cerebellum.

cacuminal (*kak-ū'-min-al*) [see *cacumen*]. Pertaining to the top of anything or to the culmen of the vermis of the cerebellum.

cadaver (*kad-av'-er* or *kad-a'-ver*) [*cadere*, to fall, *pl.*, *cadavera*]. A dead body, especially that of a human being.

cadaveric (*kad-av'-er-ik*) [*cadaver*]. Pertaining to the cadaver. **c. alkaloids**, ptomaines. **c. ecchymoses**, **c. lividity**, certain postmortem stains, closely resembling in their general appearance the effects of bruises or contusions. They occur on the lowest and most dependent parts of the body. **c. rigidity**, rigor mortis.

c. spasm, the early, at times instantaneous, appearance of rigor mortis, seen after death from certain causes. It is also called instantaneous rigor and tetanic rigidity.

cadaverine (*kad-av'-er-ĕn*) [*cadaver*], $C_5H_{14}N_2$. A ptomaine, occurring very frequently in decomposing animal tissues. It is a thick, clear, syrupy liquid, having an exceedingly unpleasant odor. An auxetic in cancer.

cadaverization (*kad-av-er-iz-a'-shun*) [*cadere,* to fall]. The passage of a living body to the state of a cadaver. Applied to the algid and cyanotic stage of cholera.

cadaverous (*kad-av'-er-us*) [*cadere,* to fall]. Resembling a cadaver; ghastly; of a deathly pallor.

cade (*kād*) [a Languedoc name]. See *juniper.*

c., oil of (*oleum cadinum,* U. S. P.), a tarry oil from the wood of *Juniperus oxycedrus;* it is used in skin diseases.

caderas (*kad-e'-ras*). See *mal de caderas.*

Cadet's fuming liquid (*kad-a'*) [Louis Claude *Cadet* de Gassicourt, French chemist, 1731–1799]. See *alkarsin.*

cadinene (*kad'-in-ĕn*), $C_{15}H_{24}$. A sesquiterpene boiling at 274° C.

cadmium (*kad'-me-um*) [καδμια, calamine]. Cd = 112.40 quantivalence II; sp. gr. 8 60–8.69. A bluish-white metal resembling zinc in its general properties. In its physiological action it is escharotic and astringent; internally, in large doses, it produces emesis and violent gastritis

c. iodide, CdI_2, used as an ointment. 1 to 8 of lard. **c. salicylate,** $Cd(C_7H_5O_3)_2$, white needles, soluble in water and alcohol. It is used in purulent ophthalmia, etc., and is said to be a more active antiseptic than other cadmium salts **c. sulphate,** $CdSO_4$ $4H_2O$, an astringent in gonorrhea and in corneal opacities; used as a lotion in strength of ½ gr or 4 to 1 oz. of water, or as an ointment in 1 : 40 of fresh lard. **c. sulphocarbolate,** $Cd(C_6H_5SO_4)_2$. white crystals, soluble in water; it is antiseptic and astringent.

caduca (*kad-dū'-kah*) [*cadere,* to fall]. Thickened mucous membrane of uterus in pregnancy. See *decidua.*

caducity (*kad-dū'-sit-e*) [*caducitas,* senility]. Senility; the feebleness of advanced age.

caducous (*kad-ū'-kus*) [*caducus,* falling off]. Dropping off very early, as compared with other parts Deciduous. **c. morbus.** Falling sickness; an old name for epilepsy.

cæcal (*se'-kal*). See *cecal.*

cæcitas (*se'-sit-as*) [L.]. Blindness **c. diurna,** day-blindness. **c. nocturna,** night-blindness. **c. verbalis,** word-blindness.

cæcitis (*se-si'-tis*). See *cecitis.*

cæcum (*se'-kum*). See *cecum.*

cænæsthesis (*cen-es-the'-sis*). See *cenesthesis.*

cæruleus (*se-ru'-le-us*) [*l.*]. Sky-blue. **c. morbus,** blue disease. See *cyanosis.*

cærulosis (*se-ru-lo'-sis*). See *cyanosis.*

Cæsalpinia (*ses-al-pin'-e-ah*) [L.]. A genus of tropical leguminous trees. *C. bonducella* is a prickly, trailing shrub of most tropical coasts. The seeds, Molucca beans, and the whole plant are anthelmintic and emmenagogue; the oil of the seeds is used in rheumatism. It contains bonducin. *C. coriaria,* American sumac, divi-divi, is a South American shrub cultivated in India, where the dried powdered pods are used as an antiperiodic. Dose 40–60 gr. (2.6–4.0 Gm.). A decoction of the pods is used as an injection in the treatment of bleeding piles. *C. echinata,* a tree of Brazil, furnishes Brazilwood; the bark, rich in tannin, is used as an astringent, roborant, and febrifuge. *C. sappanis,* a tree of India; the brownish-red wood, sappan-wood, contains sappanin and is used as an astringent; it furnishes a red dye and the root a yellow dye.

cæsarean operation or section. See *cesarean section.*

cæsium (*se'-se-um*). See *cesium.*

cafard (*kaf'-ar*). A subacute melancholia, characterized by attacks of the "blues," depression, worry, and grouch; observed in soldiers.

caffea (*kaf'-e-ah*) [L.]. The seeds of *Coffea arabica.* The dried and roasted seeds are almost universally used in infusion as a beverage, forming a cerebral stimulant and stomachic tonic. They are valuable in promoting digestion and allaying hunger and fatigue. The properties are due to an alkaloid, *caffeine,* identical with *theine.* See *thea* and *caffeine.* The fluidextract of *Caffea viridis* is intended as a substitute for the fluidextract of guarana. Dose ½–2 dr. (2–8 Cc.). See *Guarana.*

caffeic acid (*kaf-e'-ik*). See *acid, caffeic.*

caffeine (*kaf'-e-in* or *kaf'-ēn*) [*caffea*], $C_8H_{10}N_4O_2$ + H_2O. See under *caffea.* An alkaloid found in the leaves and beans of the coffee-tree, in tea, in Paraguay tea, and in guarana, the roasted pulp of the fruit of *Paullinia sorbilis.* It occurs in long, silky needles, slightly soluble in cold water and alcohol, with a feebly bitter taste. It is a cerebrospinal, circulatory, and renal stimulant. Dose 1–3 gr. (0.06–0.2 Gm.). Syn., *guaranine; methyltheobromine; psoraline; theine; trimethylxanthine.* **c. borocitrate,** $(C_8H_{10}N_4O_2)_2BO_3$, a white, crystalline powder, soluble in water, alcohol, and chloroform; it decomposes in water. It has the effect of caffeine combined with the antiseptic action of boric acid. **c. bromide.** See *c. hydrobromide.* **c. carbolate,** $C_8H_{10}N_4O_2$. HOC_6H_5, a white, crystalline mass, soluble in alcohol and water with decomposition. It is an antiseptic, diuretic, and stimulant, having the combined action of caffeine and phenol, and is used subcutaneously. **c. chloral,** $C_8H_{10}N_4O_2$ – CCl_3-COH, a molecular combination of caffeine and chloral, occurring in soluble crystals. It is sedative and analgesic. Dose 3–5 gr. (0.2–0.3 Gm.). **c. citrate,** (*caffeina citrata,* U. S. P.), $(C_8H_{10}N_4O_2)_3C_6H_8O_7$, a true salt, forming a white, crystalline powder, used in the same manner as caffeine. It is soluble in water and alcohol with decomposition. Dose 1–5 gr. (0.065–0 32 Gm.). **c., citrated,** this is improperly called caffeine citrate and is prepared by dissolving equal weights of caffeine and citric acid in double the quantity of hot distilled water. Dose 3–8 gr. (0.2–0.52 Gm.). **c., citrated, effervescent** (*caffeina citrata effervescens,* U. S. P.). Dose 60 gr. (4 Gm.). **c. citrosalicylate,** $(C_8H_{10}N_4O_2)_3C_6H_8O_7$ + $(C_8H_{10}N_4O_2.C_7H_6O_3)_2$, a true salt occurring as a white, crystalline powder, decomposing in water. It is antiseptic and is used as is caffeine. **c. dijodide.** See *c. triiodide.* **c. hydrobromide,** caffeine bromide, a true salt, $C_8H_{10}N_4O_2HBr$, occurring as large crystals, reddish or greenish on exposure, soluble in water on decomposition. It is used as a diuretic in injections of 4–10 min. of a solution of 10 parts caffeine hydrobromide, 1 part hydrobromic acid, and 3 parts distilled water **caffeinæ, injectio, hypodermatica,** 1 gr. of caffeine in 3 minims. Dose 1–6 min (0.065

0.39 Cc.). **c. salicylate,** $C_8H_{10}N_4O_2.C_7H_6O_3$, a true salt occurring as white, crystalline masses, soluble in water and alcohol with decomposition. It is used instead of caffeine with salicylic acid. Dose as caffeine. **c. and sodium benzoate,** a white powder containing 45.8 % of caffeine, soluble in 2 parts of water. It is used instead of caffeine by subcutaneous injection. Dose about double that of caffeine. Syn., *caffeinum natriobenzoicum.* **c. and sodium salicylate,** a white powder, soluble in 2 parts of water, and containing 62.5 % of caffeine. It is used in rheumatism, etc., instead of caffeine, by subcutaneous injection. Dose about double that of caffeine. Syn., *caffeinum natriosalicylicum.* **c. and sodium sulphonate,** a diuretic. Dose 15 gr. (1 Gm.). Syn., *symphoral.* **c. tannate,** a yellow powder, more astringent than caffeine; uses and dosage as caffeine. **c. triiodide,** $(C_8H_{10}N_4O_2I_2\ HI)_2 + 3H_2O$, dark-green prisms, of a metallic luster, soluble in alcohol. It is a diuretic and alterative, used instead of potassium iodide, and said to be nondepressing. Dose 2–4 gr. (0.13–0.26 Gm.). Syn., *diiodocaffeine hydriodate.* **c. valerate,** $C_8H_{10}N_4O_2.C_5H_{10}O_2$, small lustrous needles, soluble in alcohol with decomposition. It is used in nervous headache, whooping-cough, etc. Dose 2–5 gr. (0.13–0.3 Gm.) several times a day.

caffeinism (*kaf'-e-in-izm* or *kaf-ēn'-izm*) [*caffeine*]. Chronic coffee-poisoning; a train of morbid symptoms due to excess in the use of coffee.

caffeism (*kaf'-e-izm*). See *caffeinism.*

caffeol (*kaf'-e-ol*). See *caffeone.*

caffeone (*kaf'-e-ōn*) [*caffea*], $C_8H_{10}O_2$. A volatile aromatic oily principle (empyreumatic oil) produced by the roasting of coffee. Syn., *caffeol.*

Cagot (*kag-o*) [Fr.]. 1. A member of an outcast race or clan in the S. W. of France; formerly regarded as lepers. 2. (By error) a cretin. **C. ear.** This is an ear with no lower lobe; but it is asserted that this is a peculiarity of the Lapps, and not of the Cagots.

cahinca, or **cainca** (*kah-hing'-kah*) [native S. American]. The diuretic root of *Chiococca racemosa, C. densifolia,* or *C. anguifuga,* rubiaceous shrubs of tropical America.

cahincin (*kah-hin'-sin*) [*cainca* or *cahinca,* the South American name for several species of *Chiococca*], $C_{40}H_{64}O_{18}$. A glucoside from *Chiococca racemosa* and *C. brachiata.* In small doses it is diuretic and cathartic and in large doses emetic. It is used in dropsy. Dose, diuretic and cathartic, 2–4 gr. (0.13–0.26 Gm.); emetic, 8–15 gr. (0.5–1.0 Gm.); maximum dose 15 gr. (1 Gm.). Syn., *cainic acid.*

caisson-disease (*kā'-son-diz-ēz*). Diver's disease, tunnel disease, or the bends, a morbid condition due to increased atmospheric pressure, sometimes occurring in divers, caisson-workers, etc. Paraplegia, hemiplegia, anesthesia, and apoplectic attacks are common, coming on only after a return to the normal atmosphere. The nature of the lesion is obscure.

Cajal's (Ramón y) cells (*kah'-hal*) [Santiago Ramón y *Cajal,* Spanish histologist, 1852–]. Fusiform or triangular ganglion cells lying near the surface of the cerebral cortex and giving off branched processes parallel to it. **C.'s moss-like appendages.** See *appendage.* **C.'s tassel-cells,** pyramidal cells of the cortex cerebri having a large number of dendritic processes hanging from their base.

cajuput oil, cajeput oil (*kaj'-u-put*) [Malay, *caju-puti,* white wood]. A volatile oil (*oleum cajuputi,* U. S. P.), distilled from the leaves of *Melaleuca cajuputi.* It resembles oil of turpentine. It is used in flatulent colic, hysteria, cutaneous disorders, and toothache. Dose 1–5 min. (0.065–0.32 Cc.). **c. spirit** (*spiritus cajuputi,* B. P.), contains 2 % of the oil. Dose ½–1 dr. (2–4 Cc.).

cajuputene, cajeputene (*caj-u-pū-tēn', caj-e-pū-tēn'*) [Malay], $C_{10}H_{18}$. The principal constituent of cajuput oil; it is a liquid of an agreeable odor.

cajuputol, cajeputol (*kaj-u-pū'-tol*) [see *cajuput oil*]. The more limpid part of cajeput oil; it is found also in some other fragrant volatile oils.

caked (*kākd*). Compressed or hardened into a solid mass. **c. bag,** in cows, an inflammation of the mammary gland. **c. breast,** a breast in a puerperal woman in which the milk has become hardened and inspissated.

cakesthesia (*kak-es-the'-ze-ah*) [*caco-*; *αἰσθησις,* feeling]. Malaise.

cal. Abbreviation of *small calory.*

Cal Abbreviation of *large or great calory.*

Calabar bean (*kal'-ab-ar-bēn*) [*Calabar,* a region of West Africa]. See *physostigma.* **C. swellings,** an edematous enlargement occurring in the natives of Calabar and other parts of West Africa. It is thought to be produced by the action of *Filaria loa* in the subcutaneous tissues.

calabarine (*kal-ab'-ar-ēn*). An alkaloid from Calabar bean.

calabarization (*kal-a-bar-iz-a'-shun*). The act of bringing a person under the effects of calabarine.

calage (*kal-ahzh'*) [Fr., wedging]. A method of prophylaxis or treatment of sea-sickness by fixation of the viscera by pillows placed between the abdomen and the wall of the cabin and between the back and edge of the berth, the patient lying upon the side.

Calaguala (*kah-lah-gwah'-la*) [Peruvian] The commercial name for several ferns of the order *Polypodiaceæ,* especially *Polypodium calaguala,* of Peru, which is esteemed an excellent resolvent and diaphoretic. It is used in chronic affections of the air-passages and in whooping-cough in doses of 30–60 gr. (2–4 Gm.) daily. A decoction is used externally as a dressing for wounds.

calamine (*kal'-am-in*) [*calamina,* a corruption of *cadmia*]. Native zinc carbonate. *Calamina præparata,* the prepared calamine, washed and pulverized, is used mainly as an external exsiccant and astringent.

calamus (*kal'-am-us*) [L., "a reed"]. Sweet-flag. The rhizome of *Acorus calamus.* It contains a volatile oil and *acorin,* a bitter nitrogenous principle. The root is an aromatic, stomachic tonic, and a common ingredient of many popular "bitters." *C draco* is a species of ratan palm that affords a part of the so-called dragon's-blood of commerce. **c., fluidextract of** (*fluidextractum calami,* U. S. P.). Dose 15 min.–1 dr. (1–4 Cc.). **c. scriptorius** [a writing-pen or reed], the groove on the floor of the lower extremity of the fourth ventricle, at the end of which is the ventricle of Arantius.

calaya (*kal-a'-yah*). A fluidextract of the fruit of *Anneslea febrifuga* (?), used in malaria. Dose 30 gr. (2 Gm.) every 2 hours.

calbroben (*kal-bro'-ben*). Same as *sabromin, q. v.*

calcalith (*kal'-kal-ith*). A proprietary preparation said to be a rheumatism remedy and uric-acid

solvent. It consists of calcium carbonate, lithia and colchicine.

calcaneal (*kal-ka'-ne-al*) [*calcaneum*, the heel]. Relating to the heel-bone, or calcaneum, or to a tuberosity in birds, resembling the calcaneum.

calcaneo-astragalar (*kal-ka'-ne-o-as-trag'-al-ar*). See *calcaneoastragaloid*. **c.-astragaloid**, relating to the calcaneum and the astragalus. **c.-cavus**, a club-foot that combines the characters of calcaneus and cavus. **c.-cuboid**, belonging to the calcaneum and the cuboid. **c.-navicular**. Relating to the calcaneum and the scaphoid bone, or os naviculare. **c.-scaphoid**, belonging to the calcaneum and the scaphoid bone. **c.-talar** (*kal-ka-ne-o-ta'-lar*). See *calcaneo-astragalar*. **c.-tibial** (*kal-ka-ne-o-tib'-e-al*) [*calcaneum; tibia*]. Relating to the calcaneum and tibia. **c.-valgo-cavus**, club-foot combining the features of calcaneus, valgus and cavus.

calcaneum, calcaneus (*kal-ka'-ne-um, -us*). The os calcis or heel bone. See *bones, table of*.

calcaneus (*kal-ka'-ne-us*) [*calcaneum*, the heel]. 1. See *calcaneum*. 2. Club-foot in which the heel alone touches the ground, the instep being drawn up toward the shin See *Talipes*.

calcanodynia (*kal-kan-o-din'-e-ah*) [*calcaneum*, the heel; ὀδύνη, pain]. Pain in the heel when walking or standing.

calcar (*kal'-kar*) [L., "a spur"]. 1. Any spur or spur-like point, as the hippocampus minor. 2. Ergot of rye. 3. The calcaneum. 4. The styloid process of the temporal bone. **c. avis**, the hippocampus minor. **c. femorale**, a plate of hard tissue around the neck of the femur. **c. pedis**, the heel bone.

calcarate (*kal' kar-āt*) [*calcar*]. Spurred; furnished with spurs or spur-like processes.

calcarea, calcaria (*kal-ka'-re-ah*) [*calx*, limestone]. Lime, calx. **c. usta**, calcium oxide, quicklime.

calcareous (*kal-ka'-re-us*) [*calcarea*]. 1 Pertaining to or of the nature of limestone. 2 Chalky appearance or consistence. 3 Growing in chalk.

calcariform (*kal-kar'-e-form*). Spur-shaped.

calcarine (*kal'-kar-ēn*) [*calcar*]. Spur-shaped; relating to the hippocampus minor. **c. fissure**. See *fissure, calcarine*.

calcariuria (*kal-kar-e-ū'-re-ah*) [*calcarea; urine*]. The excretion of calcium salts in the urine.

calcemia, calcæmia (*kal-se'-me-ah*) [*calcium; αἷμα*, blood]. The presence of an excessive amount of calcium in the blood.

calcic (*kal'-sik*) [*calx*, lime]. Of or pertaining to lime or calcium. **c. inflammation of gums and peridental membrane**, inflammation caused by deposits of calculus on the necks of the teeth.

calcicosis (*kal-sik-o'-sis*) [*calx*]. Marble-cutter's phthisis, a chronic inflammation of the lung due to the inhalation of marble-dust.

calcidine (*kal'-sid-ēn*). Trade name of a preparation containing calcium and iodine; used in catarrhal laryngitis; dose gr. ½–1 (0.02–0.06).

calciferol (*kal-sif'-er-ol*). A pure white crystalline substance known as vitamin D.

calciferous (*kal-sif'-er-us*). Containing lime, chalk, or calcium.

calcific (*kal-sif'-ik*) [*calx*]. Forming lime.

calcification (*kal-sif-ik-a'-shun*) [*calx; fieri*, to become]. The deposit of calcareous matter within the tissues of the body. **c., metastatic**, that resulting from an excess of lime-salts in the blood, as occurs in the rapid breaking down of bones from osteomalacia.

calcigerous (*kal-sij'-er-us*) [*calx*, lime; *gerere*, to bear]. Containing lime or a lime-salt; as the calcigerous cells of the dentine, or calcigerous tubules in bone.

calcigrade (*kal'-sig-rād*) [*calx*, heel; *gredi*, to walk]. Walking on the heels.

calcimeter (*kal-sim'-et-er*) [*calx; μέτρον*, measure]. An apparatus for calculating the amount of calcium in the blood.

calcination (*kal-sin-a'-shun*) [*calcinare*, to calcine]. The process of driving off the volatile chemical constituents from inorganic compounds. The expulsion of carbon dioxide from carbonates.

calcine (*kal'-sin* or *kal-sin'*) [*calcinare*, to calcine]. To separate the inorganic elements of a substance by subjecting it to an intense heat.

calcinol (*kal'-sin-ol*). Trade name of calcium iodate.

calcipexy (*kal'-se-pek-se*) [*calcium; πῆξις*, a fixing]. Fixation of calcium within the body during the processes of metabolism.

calciprivic (*kal-se-priv'-ik*). Denoting absence or deficiency of calcium.

calcis, os. The heel bone.

calcium (*kal'-se-um*) [*calx*]. Ca = 40.07; quantivalence II. A brilliant, silver-white metal, the basis of limestone, characterized by strong affinity for oxygen, and isolated with great difficulty. It is best known in the form of *calcium oxide*, quicklime; *calcium hydroxide*, slaked lime; and *calcium carbonate*, limestone or chalk. **c. acetate**, $Ca(C_2H_3O_2)_2$, a white, amorphous powder, soluble in water. It is used in tuberculosis and psoriasis. **c. albuminate**, an alterative and nutrient used in rhachitis. **c. benzoate**, $Ca(C_7H_5O_2)_2$, used in nephritis and albuminuria of pregnancy. Dose 5–10 gr. (0.32–0.65 Gm.). **c. bisulphite, liquid**, a solution of calcium sulphite ($CaSO_3$) in an aqueous solution of sulphurous acid. It is used, when diluted with 4 to 8 times its amount of water, as an antiseptic gargle or wash. **c. borate**, a very light white powder. It is used as an antiseptic and astringent, internally in children's diarrhea and externally in fetid perspiration and weeping eczema. Dose 1–5 gr. (0.06–0.32 Gm.) 3 times daily. Application, 10 to 20% ointment or dusting-powder. **c. boroglyceride**, an antiseptic substance prepared by heating together calcium borate and glycerol. It forms a transparent, hygroscopic mass, soluble in water and alcohol. **c. bromide** (*calcii bromidum*, U. S. P.), a nerve sedative. Dose 10–30 gr. (0.65–2.0 Gm.) twice daily. **c. bromoiodide**, $CaI_2 + CaBr_2$, a mixture of calcium iodide and bromide in molecular proportions, forming a yellow powder soluble in water. It is alterative and sedative. Dose 5–10 gr. (0.32–0.65 Gm.) 3 times daily. **c. carbide**, CaC_2, obtained from lime with carbon, by the electric furnace. It occurs in gray to bluish-black irregular lumps, decomposing with water, evolving acetylene, and leaving a residue of slaked lime; sp. gr. 2.22. It is used in the palliative treatment of cancer of the vagina and uterus. **c. carbolate**, $Ca(OC_6H_5)_2$, a reddish, antiseptic powder, used as a disinfectant and internal and external antiseptic. Dose 2–5 gr. (0.13–0.32 Gm.). **c. carbonate**, $Ca(OC_6H_5)_2$, a reddish powder used as an internal and external antiseptic. Dose 2–5 gr. (0.13–0.32 Gm.). **c. carbonate, precipitated** (*calcii carbonas præcipitatus*, U. S. P.), $CaCO_3$, a fine white powder, without odor or taste Dose 15 gr. (1 Gm.). **c. chloride** (*calcii chloridum*, U. S. P.), $CaCl_2$, soluble in water; used internally

to increase the coagulability of the blood. Dose 10–20 gr. (0.65–1.3 Gm.). **c. citrate,** $Ca_3(C_6H_5O_7)_2 + 4H_2O$, a crystalline powder, soluble in 1730 parts of water at 90° C; more soluble in cold water. A solution is recommended for the treatment of burns. **c. cresylate,** a syrupy fluid obtained by treating calcium hydroxide with cresol. It is used as a disinfectant instead of phenol. **c. eosolate,** $Ca_3(C_9H_7S_2O_{12})_2$, a sulphosalt of aliphatic creasote esters containing 25% of creasote and occurring as a gray powder soluble in 10 parts of water. Dose 4–10 gr. (0.26–0.65 Gm.) 4 or 5 times daily. **c. ferrophospholactate,** used in the treatment of tuberculosis and rhachitis. Dose 3–7½ gr. (0.2–0.5 Gm.). **c. glyceroarsenate,** a crumbling white powder, insoluble in water and alcohol, freely soluble in mineral and organic acids, especially in dilute citric acid. It is used in treatment of tuberculosis. Daily dose ½ gr. (0.01 Gm.). **c. glyceroborate,** an antiseptic compound of equal parts of calcium borate and glycerol. **c. glycerophosphate,** $CaC_3H_7PO_6$, a white, crystalline powder, soluble in cold water, almost insoluble in boiling water; it is a nerve tonic. Dose 2–5 gr (0.13–0.32 Gm.) 3 times daily. In treatment of enuresis, dose, for adults, 8 gr. (0.5 Gm.) twice daily. **c. hippurate,** $Ca(C_9H_8NO_3)_2$, a white, crystalline powder, slightly soluble in hot water. It is alterative. Dose 5–15 gr. (0.32–1.0 Gm.). **c. hydrate.** See *c. hydroxide.* **c. hydroxide,** slaked lime. **c. hypochlorite,** $Ca(ClO)_2$, white cubes decomposing readily. It is an antiseptic and is used as a disinfectant and strong bleaching agent. **c. hypophosphite** (*calcis hypophosphis*, U. S. P.), $Ca(PH_2O_2)_2$, a white, crystalline powder, lustrous scales, or transparent crystals, soluble in 7 parts of water, decomposing and giving out inflammable gas above 300° C. It is used in tuberculosis, chlorosis, etc. Dose 10–30 gr. (0.65–2.0 Gm.). Syn., *calcium hypophosphorosum.* **c. hyposulphite.** See *c. thiosulphate.* **c. iodate,** $Ca(IO_3)_2 + 6H_2O$, a white, crystalline powder, soluble in 400 parts of water, insoluble in alcohol. It is used internally in doses of 4–5 gr. (0.26–0.32 Gm.) to check fermentation and also as a succedaneum for iodoform. Syn., *calcinol.* **c. iodide,** CaI_2, a white powder or yellowish-white hygroscopic mass, soluble in water and alcohol. It is an alterative used instead of potassium iodide. Dose 2–5 gr. (0.13–0.32 Gm.) 3 times daily in syrup. Maximum dose, daily, 15 gr. (1 Gm.). **c. iodobehenate,** same as sajodin, *q. v.* **c. and iron lactophosphate,** a yellowish powder used in treatment of rhachitis and tuberculosis. Dose 3–8 gr. (0.19–0.52 Gm.) several times daily. **c. lactate,** $Ca(C_3H_5O_3)_2 + 5H_2O$, white, opaque, granular masses, soluble in water and hot alcohol. It is used in treatment of rhachitis and tuberculosis of children. Dose 3–10 gr. (0.19–0.65 Gm.) in syrup. **c. lactophosphate,** a crystalline compound of calcium lactate and calcium phosphate containing 1% of phosphorus; soluble in water. It is stimulant and nutrient. Dose 3–10 gr. (0.19–0.65 Gm.) 3 times daily. **c. oxide** (calx, U. S. P.), CaO, quicklime. **c. oxide, chlorinated.** See *lime, chlorinated.* **c. oxysulphide,** a compound of calcium, oxygen, and sulphur, forming a yellowish powder; used in washing scrofulous ulcers. **c. permanganate,** $Ca(MnO_4)_2 + 5H_2O$, deliquescent, brown crystals with violet luster, soluble in water. It is used internally in diarrhea of children and externally as a mouth lotion. Dose ½–2 gr. (0.05–0.13 Gm.). **c. peroxide,** $CaO_2 + 4H_2O$, an antiseptic, used in acid dyspepsia and summer diarrhea. Dose (children) ½–2 gr. (0.05–0.13 Gm.). **c. phosphate, antimoniated,** a mixture of precipitated calcium phosphate (67 parts) and antimony oxide (33 parts), occurring as a dull white, gritty powder, without odor or taste, soluble in boiling water. It is alterative, purgative, and emetic, and is used in acute rheumatism and febrile diseases. Dose 3–8 gr. (0.19–0.52 Gm.) 4 to 6 times daily. Syn., *antimonial powder; James' febrile powder.* **c. phosphate, dibasic,** $CaH_2(PO_4)_2$ or $CaHPO_4$, a white powder, soluble in acids, insoluble in water. It is used in diseases of bone, chlorosis, etc. Dose 8–20 gr. (0.52–1.3 Gm.). Syn., *bicalcic phosphate, secondary calcium phosphate.* **c. phosphate, monobasic,** $CaH_4(PO_4)_2 + H_2O$, the chief constituent of the so-called "superphosphate of lime," a decomposition-product of tricalcic or dicalcic phosphate and sulphuric acid, occurring as white, deliquescent, strongly acid crystals. **c. phosphate, precipitated** (*calcii phosphas præcipitatus*, U. S. P.), $Ca_3(PO_4)_2$, a bulky white powder, odorless and tasteless. Dose 15 gr. (1 Gm.). **c. phosphate, tribasic,** $Ca_3(PO_4)_2$, a light, white, amorphous powder without odor or taste, soluble in acids, insoluble in water. It is used as is the dibasic. **c. propionate,** $Ca(C_3H_5O_2)_2$, a white powder, soluble in water. **c. quinovate,** a compound of calcium and quinovic acid used in malarial fever and dysentery as a tonic. Dose ½–½ gr. (0.013–0.032 Gm.). **c. salicylate,** $CaC_7H_4O_3 + H_2O$, a white, crystalline powder with alkaline reaction, soluble with difficulty in water. It is used in intestinal diseases. Dose 8–20 gr. 0.52–1.3 Gm.). **c. santonate, c. santoninate,** $Ca(C_{15}H_{19}O_4)_2$, a white, odorless, insipid powder, insoluble in water or chloroform. It is anthelmintic. Dose ½–1½ gr. (0.03–0.1 Gm.). **c. sulphate,** $2CaSO_4 + H_2O$, a fine white, odorless and tasteless powder, used in making plaster bandages for fractures. Syn., *gypsum; plaster-of-Paris.* **c. sulphate, dried** (*calcii sulphas exsiccatus*, U. S. P.), a fine white powder without odor or taste. **c. sulphydrate,** $CaS.H_2S$, transparent crystals decomposing in the air; it is used as a depilatory. **c. sulphide,** CaS, a compound of calcium and sulphur, a yellow-white substance with odor of hydrogen sulphide and forming a large percentage of calx sulphurata. It is recommended in treatment of influenza (dose 1 gr. (0.06 Gm.) 4 times hourly) and in treatment of diphtheria (dose ½ gr. (0.01 Gm.) every hour, under 1 year of age, every ½ hour between the ages of 1 and 3, and every 15 minutes between the ages of 3 and 5). Syn., *calcium monosulphide.* **c. sulphide, hydrated,** CaS; it is used as a depilatory. **c. sulphite,** $CaSO_3$, a white powder, soluble in sulphurous acid and in 800 parts of water. It is antiseptic and is used in flatulent diarrhea. Dose $\frac{1}{10}$–5 gr. (0.0065–0.32 Gm.). **c. sulphocarbolate,** $Ca(C_6H_5SO_4)_2 + 6H_2O$, a white, odorless, astringent powder or scales, soluble in water. It is an internal antiseptic and astringent. Dose 5–15 gr. (0.32–1.0 Gm.) in 1% solution. **c. sulphophenate.** See *c. sulphocarbolate.* **c. thiosulphate,** CaS_2O_3, white antiseptic crystals, soluble in water; it is an

internal antiseptic. Dose 3–10 gr. (0.194–0.65 Gm.).

calcoglobulin (*kal-ko-glob'-ū-lin*). A combination of soluble calcium salts with an albuminous base. It has a distinct and definite form and is probably the basis of all the calcic tissues of the body.

calcoid (*kal'-koid*) [*calx*, lime; *εἶδος*, resemblance]. A neoplasm of the tooth-pulp.

calcophorous (*kal-kof'-or-us*) [*calx*, lime; *φερεῖν*, to bear]. Same as calcigerous, *q. v.*

calcospherites, calcosphærites (*kal-ko-sfe-rītz*) [*calx*, lime; *sphæra*, a sphere]. Hartig's term for the granules or globules formed in embryological dental pulp and in tissues like bone and shell by calcium salts brought by the blood into loose proteid combination and modified by the cytoplasm.

calcreose (*kal'-kre-ōz*). Trade name of calcium creosotate; said to have the same action and uses as creosote.

calcspar (*kalk'-spar*). Calcium carbonate, $CaCO_3$.

calculary (*kal'-kū-la-re*) [*calculus*, a stone]. Relating to or of the nature of a calculus.

calculifragous (*kal-kū-lif'-rag-us*) [*calculus*, a stone, *frangere*, to break]. Lithotritic; breaking or reducing a stone in the bladder.

calculoid (*kal'-ku-loid*). Resembling a calculus; a concretion

calculous (*kal'-kū-lus*) [*calculus*]. Of the nature of a calculus.

calculus (*kal'-kū-lus*) [dim. of *calx*, chalk]. A calcareous or stone-like concretion found in the body, particularly in cavities. **c., alternating,** one composed of alternate layers of the substances of which it is made up. **c., arthritic,** a gouty concretion. **c., articular.** See *c., arthritic.* **c., aural,** hardened cerumen in the external auditory canal. **c., biliary,** a gall-stone **c., blood,** a fibrinous calculus containing remains of blood-corpuscles. **c., bronchial,** a concretion in an air-passage. **c., chalky,** one made up mainly of calcium carbonate and calcium phosphate with small amounts of magnesium carbonate, water, and organic matter, and frequently having a foreign body as a nucleus. **c., cutaneous.** See *milium.* **c., cystic.** 1. A vesical calculus. 2. A gall-stone. 3 One composed of cystin. **c., cystic-oxide, c., cystin,** a urinary calculus, rarely found, and composed largely of cystin. **c., dental,** tartar on the teeth or gums. **c., encysted,** a vesical calculus which has become invested in a pouch springing from the wall of the bladder. **c., essential,** one having its origin within the tissue of an organ and not due to a foreign body. **c., fatty,** a vesical calculus having a nucleus of fat or saponeceous matter. **c. felleus,** a gallstone. **c., fibrinous,** a vesical calculus made up of dried coagulated albumin. **c., fusible,** a urinary calculus composed of phosphates of ammonium, calcium, and magnesium. **c., hemic,** a concretion of coagulated blood. **c., incarcerated.** See *c., encysted.* **c., intestinal.** Same as *enterolith.* **c., lacteal.** Same as *c. mammary.* **c., laminated,** one made up of layers of different materials. **c., mammary,** a calcareous nodule sometimes obstructing the lactiferous ducts. **c., mulberry,** the oxalate-of-lime variety, resembling a mulberry in shape and color. **c., nasal,** one found in the nasal cavities. **c., organic,** one with a nucleus formed of epithelium, blood, etc. **c., pineal,** brain-sand. See *acervulus.* **c., podagric.** See *c., arthritic.* **c. prostatic,** one in the prostate gland. **c., renal,** a calculus found in the kidney. **c., salivary.** 1. One formed in the ducts of the salivary glands. 2. The tartar deposited on teeth. **c., scrotal.** 1. A vesical or prostatic calculus which has made its way to the scrotum. 2. One formed in the scrotum from calcareous degeneration. **c., secondary,** a vesical calculus formed in consequence of a diseased condition of the mucosa of the urinary tract. **c. serumal,** tartar on the teeth from exudation of diseased gums. **c., urinary,** a concretion composed of concentric layers of crystallized substance cemented together by mucus or other organic material, occurring in the bladder. Urinary calculi (sand, gravel, or stones, according to size) may be classified as follows: (1) Those containing a mixture of uric acid with urates, with either little or no phosphates; (2) mixed calculi, those containing more phosphates than uric acid; (3) calcium-oxalate calculi; (4) phosphatic calculi—composed of calcium phosphate, triple phosphate, or a combination of calcium and magnesium phosphates; (5) calcium-carbonate calculi; (6) cystin calculi; (7) xanthin calculi; (8) fibrinous calculi, consisting of fibrin or inspissated albumin. **c., uterine,** an intrauterine concretion; a womb-stone; formed mainly by calcareous degeneration of a tumor. **c., vesical,** a calculus found in the urinary bladder. **c. xanthic,** a urinary calculus of xanthic oxide.

calcusol (*kal'-kū-sol*). A proprietary remedy for gout, said to consist of piperidine parasulphaminebenzoate and potassium bicarbonate.

Caldani's ligament (*kal-dah'-ne*) [Leopoldo Marco Antonio *Caldani*, Italian anatomist, 1725–1813]. A fibrous band extending from the inner border of the coracoid process to the lower border of the clavicle and upper border of the first rib, where it unites with the tendon of the subclavius muscle.

caldarium (*kal-da'-re-um*). A hot bath, or a room used for the administration of a hot bath.

Caldwell-Luc operation (*kawld'-wel-lūk*). Entering the antrum of Highmore through an incision in the supradental fossa between the second and third upper molar teeth.

calefacient (*kal-e-fa'-she-ent*) [*calidus*, warm; *facere*, to make]. 1 Warming, producing a sensation of heat. 2. A medicine, externally applied, that causes a sensation of warmth.

calefactor (*kal-e-fak'-tor*) [*calidus*, warm; *facere*, to make]. A warmer; a little, portable stove; a pocket stove; a chafing-dish.

calendula (*kal-en'-dū-lah*) [*calendæ*, the first day of the month]. Marigold. The flowering plant known as the garden-marigold, *C officinalis.* **c., tincture of** (*tinctura calendulæ*, U. S. P.), contains 20 % of the leaves and stems. It is used as a local application to wounds, bruises, and ulcers, and has been vaunted as a cure for carcinoma.

calendulin (*kal-en'-dū-lin*) [*calendula*]. An amorphous principle obtainable from calendula.

calentura (*kal-en-tu'-rah*). 1. See *calenture* (1). 2. Applied to an epidemic disease of horses in the Philippines. It is caused by a species of *Spirillum.* **c. amarilla, c. vomito negro,** yellow fever.

calenture (*kal'-en-tūr*) [Sp., *calentura*, heat; L., *calere*, to be hot]. 1. A tropical remittent fever with delirium; formerly, a supposed fever of this kind that attacked mariners, leading them to leap into the sea. 2. Sunstroke.

calf (*kahf*) [Icel., *kālfr*]. The thick, fleshy part of the back of the leg, formed by the gastrocnemius and soleus muscles. **c.-bone,** the fibula.

calibrate (*kal'-ib-rāt*) [Fr., *calibre*, the bore of a gun]. 1. To estimate the exact size of an opening, as of intestines to be united by anastomosis. 2. To graduate the tubes of a thermometer so that it will indicate the temperature correctly, or to determine the errors of the gradation when made; also, to determine the indication of the reading after the correction of the errors. 3. To determine the values of the scale divisions on an electrical instrument.

calibration (*kal-e-bra'-shun*). The act, process, or result of calibrating

calibrator (*kal'-e-bra-tor*). An instrument for determining the exact diameter of the lumen of an opening, as of the urethra. It may consist of a truncated cone supplied with a scale or some form of dilating blades.

caliche (*kah-le'-che*) [S. A., "a flake of lime from a wall"]. The South American name for crude sodium nitrate; Chili saltpeter.

California buckthorn. See *cascara sagrada.*

California disease (*cal-if-or'-ne-ah*). Coccidoidal granuloma.

caligation, caliginosity (*kal-ig-a'-shun, kal-ij-in-os'-it-e*). See *caligo.*

caliginous (*kal-ij'-in-us*). Relating to or affected with caligo.

caligo (*kal-i'-go*) [L.]. Dimness of vision; an opacity of the cornea, lens, or vitreous humor.

calioben (*kal-e-o'-ben*). Same as *sajodin, q. v.*

calipers (*kal'-ip-erz*) [corruption of *caliber*]. Compasses with curved legs.

calisaya (*kal-is-a'-yah*) [S. A.]. Cinchona bark, especially that of *cinchona calisaya.* See *cinchona.*

calisayin (*kal-e-sa'-yin*). An amorphous base consisting mostly of quinine obtained from cinchona bark.

calisthenics, callisthenics (*kal-is-then'-iks*), [καλός, beautiful; σθένος, strength]. The practice of various rhythmical movements of the body, intended to develop the muscles and produce gracefulness of carriage; light gymnastics, especially designed for the use of girls and young women.

calix (*ka'-liks*). See *calyx.*

Callaway's test (*kal'-la-way*) [Thomas *Callaway*, English surgeon, 19th century]. In dislocation of the humerus the circumference of the affected shoulder, measured over the acromion and through the axilla, is greater than that of the sound side.

Calleja's olfactory islets. Nests of large stellate cells interspersed with small nests of minute pyramidal cells, found in the cortex of the hippocampal gyrus.

Calliano's method of artificial respiration. A modification of Sylvester's: the arms are drawn up so as to expand the thorax, and then fixed above and behind the head by fastening the wrists together; pressing with the hands upon the thorax some 18 to 20 times a minute to induce respiration.

callisection (*kal-e-sek'-shun*) [*callus*, insensitive; *sectio*, a cutting]. Vivisection of anesthetized animals.

Callisen's operation (*kal'-is-en*) [Heinrich *Callisen*, Danish surgeon, 1740–1824]. *For lumbar colotomy;* a vertical incision is made following the line of the descending colon.

callomania (*kal-lo-ma'-ne-ah*) [καλός, beautiful; *mania*]. Delusion in which the patient believes herself endowed with beauty.

callosal (*kal-o'-sal*) [*callosum*]. Pertaining to the corpus callosum.

HEINRICH CALLISEN.

callositas (*kal-os'-it-as*). See *callosity.*

callosity (*kal-os'-it-e*) [*callus*]. A hard, thickened patch on the skin produced by excessive accumulation of the thorny layers. Syn., *callositas; keratoma; tyloma; tylosis.*

callosomarginal (*kal-o-so-mar'-jin-al*) [*callosum; margo*, margin]. Relating to the callosal and marginal gyri of the brain

callososerrate (*kal-o-so-ser'-āt*) [*callus; serratus*, saw-shaped]. Serrated callous projections.

callosum (*kal-o'-sum*). See *corpus callosum.*

callous (*kal'-us*) [*callus*]. Hard. See *callus.*

callus (*kal -us*) [L.]. 1. A callosity; hardened and thickened skin. 2. The new growth of incomplete osseous tissue that surrounds the ends of a fractured bone during the process of repair. **c., definitive,** the callus (in a fractured bone) which becomes bone tissue. **c., interior, c., internal,** provisional callus of a fractured bone deposited in its medullary canal. **c., permanent,** the permanent bond of bony union after reabsorption of the *provisional callus,* or cartilage-like, plastic material first thrown out. **c. of skin,** induration and thickening of the skin.

calmant (*kahm'-ant*) [ME., *calme*]. A calmative medicine.

calmative (*ka(h)l'-mat-iv*). 1. Calming; sedative. 2. A calming or sedative agent.

Calmette's reaction or **ophthalmo-tuberculin test** (*kal-met'*) [Albert *Calmette*, French bacteriologist, 1863–]. A diagnostic measure to detect the presence or absence of tuberculosis. It consists in the instillation into the eye of a drop of a 1% aqueous solution of an alcoholic precipitate of Koch's old tuberculin. In a positive reaction the conjunctiva becomes congested and a fibrinous exudate forms in the lower conjunctival sac and at the inner canthus.

calmin (*kal'-min*). A compound of antipyrine and heroine; it is used in asthma.

calmine (*kal'-min*). Trade name of the sodium salt of diethyl-barbituric acid.

calmopyrine (*kal'-mo-pi-rēn*). Trade name of the calcium salt of acetylsalicylic acid; used as an antipyretic.

calolactose (*cal-o-lak'-tōs*). Trade name of an intestinal disinfectant said to consist of calomel, 1 part; bismuth subnitrate, 1 part; lactose, 8 parts.

calomel (*kal'-o-mel*) [καλός, fair; μέλας, black]. Mercurous chloride. **c., colloidal.** Same as *calomelol*.

calomelol (*kal'-o-mel-ol*). Colloidal calomel; a proprietary preparation containing calomel and albuminoids; used as a dusting-powder or in ointment.

calor (*ka'-lor*) [L.]. 1. Heat. 2. Moderate fever-heat; less than *fervor* and *ardor*. **c. animalis,** animal heat. **c. febrilis,** fever-heat. **c. fervens,** boiling heat. **c. innatus,** natural or normal heat. **c. internus,** inward fever; fever not appreciable on the surface of the body. **c. mordax, c. mordicans,** biting or pungent heat. **c. nativus,** native or animal heat; blood-heat; normal heat.

calorescence (*kal-or-es'-ens*). Tyndall's name for the conversion of rays of heat into rays of light.

Calori's bursa (*ka-lor'-e*) [Luigi *Calori*, Italian anatomist, 1807–1896]. A bursa between the arch of the aorta and the trachea.

caloric (*ka-lor'-ik*) [*calor*]. 1. Pertaining to a calory or to heat. 2. Heat.

caloricity (*kal-or-is'-it-e*) [*calor*, heat]. The heat-producing power of the living animal body.

calorie (*kal'-or-e*). See *calory*.

calorifacient (*kal-or-if-a'-she-ent*) [*calor; facere*, to make]. Heat-producing (applied to certain foods)

calorific (*kal-or-if'-ik*) [*calor*, heat; *facere*, to make]. Heat-producing. **c. center,** heat-producing center. **c. fluid,** a local anesthetic for dental use, containing cocaine hydrochloride 1, camphor 10, oil of clove 4, ether 25, chloroform 30, and absolute alcohol 30 parts. **c. wool,** same as capsicum wool, *q. v.*

calorimeter (*kal-or-im'-et-er*) [*calor; μέτρον*, a measure]. An instrument for measuring the heat that bodies produce or absorb. **c., respiration** (Atwater's), an apparatus used to determine the caloric values of various foods and their effect on metabolism.

calorimetric equivalent. The amount of heat necessary to raise the temperature of the calorimeter 1° C.

calorimetry (*kal-or-im'-et-re*). The estimation of the heat-units by the calorimeter. **c., direct,** a method of estimating the amount of heat produced and given off by an animal incased in a ventilated cabinet, and inclosed in another cabinet filled with air or water by gaging the amount imparted to the air or water in the second cabinet. **c., indirect,** that arrived at by an estimation of the calorific value of a known quantity of food ingested by an animal in a given time.

calorimotor (*kal-or-im-o'-tor*) [*calor*, heat; *motor*, mover]. A galvanic battery that produces heating-effects, generating electricity in large quantity, but not necessarily with a high electro-motive force.

calorinesis (*kal-or-in'-es-is*) [*calor*, heat; *pl., calorineses*]. Any disease characterized by an alteration in the quantity of animal heat.

calorose (*kal'-or-ōs*). An invert sugar derived from saccharose, used in place of glucose in enemas and infusions.

calory (*kal'-or-e*) [Fr., *calorie*]. A heat-unit; the amount of heat required to raise the temperature of one kilogram of water from 0° to 1° C. This is also known as a *great calory*. **c., great.** See *calory*. **c., rational,** the amount of heat required to raise the temperature of 1 Gm. of water from 0° to 100° C., and is approximately equal to 100 small calories. **c., small,** the amount of heat required to raise the temperature of 1 Gm. of water 1° C.

Calot's method (*kal'-o*) [Francois *Calot*, French surgeon, 1861–]. Forcible reduction of angular deformity of the spine

calox. A proprietary preparation, containing calcium peroxide; used as a dentifrice.

calsa (*kal'-seh*). Trade name of a preparation of agar-agar; used in treatment of constipation.

calumba (*kal-um'-bah*) [native Mozambique, *kalumb*]. Columbo. The root of *Jateorrhiza calumba*, native to South Africa and parts of the East Indies. It is an excellent example of a simple bitter, and contains a bitter principle, *calumbin*, $C_{21}H_{22}O_7$, of which the dose is 1–3 gr. (0.065–0.2 Gm.). It is not astringent, and may be prescribed with salts of iron. It is useful in atonic dyspepsia, and as a mild, appetizing tonic in convalescence. **c., extract of** (*extractum calumbæ*, B. P.). Dose 2–10 gr (0.13–0.65 Gm.) **c., fluidextract of** (*fluidextractum calumbæ*, U. S. P.). Dose 5–30 min (0.32–2.0 Cc.). **c., infusion of** (*infusum colombæ*, B. P.). Dose 1–2 oz. (30–60 Cc.). **c., tincture of** (*tinctura calumbæ*, U. S. P.), contains 10% of calumba. Dose ½–2 dr. (2–8 Cc.).

calumbin (*kal-um'-bin*). A bitter principle found in *calumba, q. v.*

calvaria, calvarium (*kal-va'-re-ah, -um*) [*calva*, the scalp]. The upper part of the skull; the skull-cap.

calvarian (*kal-va'-re-an*) [*calva*, the scalp]. Relating to the calvaria.

calvities (*kal-vish'-e-ēz*) [*calvus*, bald]. Baldness.

calvitium (*kal-vish'-e-um*). See *calvities*.

calvous (*kal'-vus*) [*calvus*]. Bald.

calx (*kalks*) [L.]. 1. The heel. 2. Calcium oxide. **c. chlorinata** (U. S. P., B. P.), chlorinated lime. **c. iodata,** trade name of a loose compound of iodine and lime. **c. sulphurata** (U. S. P., B. P.), consists largely of calcium sulphide; used externally and internally in skin diseases. Dose 1/10 gr. (0.006 Gm.). **c. usta, c. viva,** burnt lime, unslaked lime, quick lime.

calyces of the kidneys (*kal'-is-ēz*) [plural of *calyx*]. The cup-like tubes of the ureter that encircle the apices of the Malpighian pyramids of the kidneys.

calyciform (*kal-is'-e-form*) [*calyx; forma*, shape]. Cup-shaped; resembling a calyx.

calycine (*kal'-is-in*) [*calyx*, calyx]. In biology, pertaining to or resembling a calyx.

calycle (*kal'-ik-l*) [*calyculus*, a little calyx]. In biology, applied to parts that resemble a calyx, as the bracts or leaflets of certain plants, or the cup-cells of zoophytes.

calyculus (*kal-ik'-ū-lus*) [pl., *calyculi*]. See *calycle*

calyculi gustatorii. See *taste-buds*.

calyx (*ka'-liks*) [L., pl., *calyces*]. A cup; especially one of the cup-like divisions of the pelvis of the kidney into which the pyramids project. **c. of ovum,** the wall of the Graafian follicle from which the ovum has escaped.

camara (*kam'-ar-ah*). 1. An arched or vaulted chamber. 2. The fornix of the brain. 3 The hollow of the external ear.

cambium (*kam'-be-um*) [L.]. A layer of tissue formed between the wood and the bark of exogenous plants.

cambodia (*kam-bo'-de-ah*). See *cambogia.*

cambogia (*kam-bo'-je-ah*) [*Camboja*, or *Cambodia*, in Siam]. Gamboge. A resinous gum from *Garcinia hanburii*, a tree native to southern Asia. Its properties are due to gambogic acid. It is a drastic, hydragogue cathartic, decidedly diuretic. **c., compound pill of** (*pilula cambogia composita*, B. P.), contains cambogia, aloes, hard soap, compound powder of cinnamon, and syrup. Dose 5–10 gr. (0.32–0.65 Gm.). It is also officially a constituent of compound cathartic pills.

camenthol (*kam-en'-thol*). Trade name of a mixture of camphor and menthol; used by inhalation in catarrhal conditions of nose and throat.

camera (*kam'-er-ah*) [κάμάρα, an arched roof or chamber]. 1. See *camara.* 2. In optics, the apparatus used for photography. **c. aquosa,** the anterior aqueous chamber of the eye. **c. cordis,** the enveloping membrane of the heart, the pericardium. **c., lucida,** a prism device which depicts distant objects on a horizontal surface in a dark room, invented by the chemist, Wollaston. **c. oculi,** the chamber of the eye. **c. septi lucidi,** the fifth ventricle of the brain

Camerer's law (*kam'er-er*). The food requirements of a child depend upon its weight rather than its age.

camiofen ointment (*kam-i'-o-fen*). The trade mark identifying an ointment of equal parts of *iocamfen* and an emollient base.

camisia fœtus (*kam-is'-e-ah*). The chorion.

camisole (*kam-is-ōl'*) [Fr.]. The strait-jacket, used for the restraint of the violently insane.

Cammidge's test [Percy John *Cammidge*, English physician]. A test for the detection of pancreatic disease by examination of the urine for a substance, probably pentose.

camomile, chamomile (*kam'-o-mīl*). See *anthemis* and *matricaria.*

Campani's test (*kam-pah'-ne*). *For glucose:* If a concentrated solution of lead subacetate mixed with a dilute solution of copper acetate is added to urine containing glucose a yellow to orange-red precipitate results.

camp cure. Life in camp and in the open air, adopted as a therapeutic measure. **c. fever,** synonym of *typhus fever.* **c. measles,** an epidemic of measles among soldiers.

Camper's angle (*kam'-per*) [Peter *Camper*, Dutch anatomist, 1722–1789]. See *facial angle.* **C.'s chiasm,** the crossing of the inner fibers of the tendons of the flexor sublimis digitorum (see under *muscle*) after they have separated to give passage to the tendons of the deep flexor. **C.'s fascia,** the superficial layer of the lower part of the superficial fascia of the abdomen. **C.'s ligament,** triangular ligament; the deep perineal fascia. **C.'s line,** a line running from the external auditory meatus to a point just below the nasal spine.

camphacol (*kam'-fak-ol*). A proprietary preparation said to contain camphoric acid, formaldehyde and guaiacol; used in catarrhal conditions of the respiratory and urinary tract. Dose gr. 5–20 (0.3–1.2 Gm).

camphene (*kam'-fēn*) [*camphor*]. 1. Any one of the volatile oils or hydrocarbons having the general formula $C_{10}H_{16}$, isomeric with oil of turpentine. Many camphenes, as oil of cloves, etc., exist ready formed in plants. They are liquid at ordinary temperatures. 2. Purified oil of turpentine.

camphenol (*kam-fe'-nol*). A compound of camphor cresols, and phenols; it is a disinfectant.

camphin (*kam'-fin*). $C_{10}H_8$. A colorless oil obtained by the distillation of camphor with iodine.

camphoid (*kam'-foid*) [*camphor*]. A substitute for collodion. It is a solution, one in 40, of pyroxylin, in equal parts by weight of camphor and absolute alcohol.

camphol (*kam'-fol*). See *borneol.*

campholyptus (*kam-fo-lip'-tus*). A proprietary external anodyne said to consist of eucalyptol, camphor and chloral.

camphomenthol (*kam-fo-men'-thol*). Camphorated menthol.

camphophenique (*kam-fo-fen-ēk'*) [Fr.]. A proprietary preparation combining camphor and phenol; it is recommended as an antiseptic and local stimulant.

camphor (*kam'-for*) [*camphora*, camphor], $C_{10}H_{16}O$. A solid, volatile oil obtained from *Cinnamomum camphora*, a tree indigenous to eastern Asia. It yields camphoric and camphonic acids, also camphor cymol when exposed to a high heat in closed vessels. It is antispasmodic, anodyne, diaphoretic, and stimulant. Applied locally, it is rubefacient. It is used in cholera, vomiting, the typhoid state, headache, diarrhea with pain, etc., cardiac depression, and affections requiring an antispasmodic **c., artificial,** $C_{10}H_{16}HCl$, a terpene hydrochloride obtained from oil of turpentine by action of hydrochloric acid; it is a solid very similar to camphor. **c.-ball,** an English preparation used as an application to, chapped skin. Its composition is spermaceti, 4; white wax, 12; oil of almonds, 5; melt in a water-bath, and add flowers of camphor, 4; dissolve, and when nearly cold pour into boxes or mold in gallipots. **c., Borneo.** See *borneol.* **c., carbolated,** a mixture of 2½ parts of camphor with 1 each of phenol and alcohol; it is a good antiseptic dressing for wounds. **c. cerate** (*ceratum camphoræ*, U. S. P.), consists of camphor liniment, 3; olive-oil, 12; simple cerate, 85. It is used for itching skin affections. **c., chloral,** a fluid prepared by mixing equal parts of camphor and chloral. It is an excellent solvent for many alkaloids, and is used externally as a sedative application. **c., citrated,** a compound of citric acid and camphor; a white powder antiseptic, antispasmodic, and stimulant. Dose 3–10 gr. (0.2–0.65 Gm.) several times daily. **c., flowers of,** powdered camphor obtained by condensing sublimed camphor. **c -ice,** a cosmetic preparation made by melting 16 parts of white wax with 48 parts of benzoated suet, and then adding 8 parts of camphor and 1 part of oil of lavender. **c., Japan,** the commercial variety brought from Japan; it is also called *tub camphor*, from the receptacle in which it comes, or *Dutch camphor*, from its introduction into the market by that people. **c. liniment** (*linimentum camphoræ*, U. S. P.), a preparation consisting of camphor, 20 parts; cotton-seed oil, 80 parts. **c. liniment, compound** (*linimentum camphoræ compositum*, B. P.), contains camphor and oil of lavender dissolved in rectified spirit, and strong

solution of ammonia added. **c., liquid,** oil of camphor. **c., liquid artificial,** $C_{10}H_{16}HCl$, a liquid isomere of solid artificial camphor obtained from oil of turpentine by action of gaseous hydrochloric acid at high temperatures. **c., monobromated** (*camphora monobromata*, U. S. P.), $C_{10}H_{15}BrO$, camphor in which one atom of hydrogen has been replaced by an atom of bromine. It resembles the bromides in therapeutic action. Dose 1–10 gr. (0.065–0.65 Gm.). **c., Neroli.** See *aurade*. **c.-resin,** $C_{20}H_{30}O_2$, a yellow, resinous body obtained from camphor by heating it with an alcoholic solution of caustic potash. **c. salicylate,** prepared by heating together 14 parts of camphor and 11 of salicylic acid. It is used as an ointment. **c., spirit of** (*spiritus camphoræ*, U. S. P.), contains camphor, 10; alcohol, 90 parts Dose 5–20 min. (0.3–1.2 Cc.). **c., tincture of, compound** (*tinctura camphoræ composita*, B. P.), contains opium, benzoic acid, camphor, oil of anise, and proof spirit. Dose 15 min–1 dr. (1–4 Cc.). **c., tincture of, Rubini's,** a saturated solution of camphor in alcohol. Dose 2–5 min. (0.12–0.3 Cc.). **c.-water** (*aqua camphoræ*, U. S. P.), consists of camphor, 8, alcohol, 5; distilled water, sufficient to make 1000 parts. Dose 1–4 dr. (4–16 Cc.).

camphora (*kam-fo'-rah*). See *camphor*.

camphoraceous (*kam-for-a'-shus*). Resembling or containing camphor. Syn., *camphoroid; camphorous*.

camphorate (*kam'-for-āt*). A salt of camphoric acid.

camphorated (*kam'-for-a-ted*) [*camphor*]. Impregnated with camphor. **c. oil,** camphor liniment (camphor 20, cotton-seed oil 80).

camphoric (*kam-for'-ik*). Relating to camphor. **c. acid.** See *acid, camphoric*. **c.-acid phenetidin,** a compound of camphoric acid and paraphenetidin. **c. anhydride,** $C_{11}H_{14}O_3$, the anhydride of camphoric acid, a sticky mass obtained by heating crude acid.

camphorism (*kam'-for-izm*). Camphor-poisoning; a condition marked by gastritis, coma, and convulsions, due to excessive ingestion of camphor and its preparations.

camphorogenol (*kam-for-oj'-en-ol*), $C_{10}H_{18}O_2$. Constituent of camphor occurring as tolerably heavy oil with smell like camphor

camphoromania (*kam-for-o-ma'-ne-a*) [*camphor; μάνια*, frenzy]. The camphor habit; a morbid craving for camphor.

camphoroxol (*kam-for-oks'-ol*). A 3 % solution of hydrogen dioxide containing 32 % of alcohol and 1 % of camphor.

camphrene (*kam'-frēn*), $C_9H_{14}O$. A volatile product of camphor and sulphuric acid.

camphyl (*kam'-fil*). The hypothetical radical of borneol, $C_{10}H_{17}$. **c. alcohol,** borneol.

campimeter (*kam-pim'-et-er*). See *perimeter*.

campiodol (*kam-pi'-o-dol*). Oil of rape seed, *Brassica napus*, iodized. Used in x-ray examination.

campsis (*kamp'-sis*) [*κάμψις*, a curving]. Any abnormal curvature or flexion.

camptocormia (*kamp-to-kor'-me-ah*) [*καμπτός*, flexible, *κορμός*, trunk]. (1) A condition in which the body is abnormally flexed. (2) Any static deformity produced in modern warfare.

camptodactylia (*kamp-to-dak-til'-e-ah*) [*καμπτός*, bent; *δάκτυλος*, finger]. Permanent flexion of one or more fingers.

campylochirus (*kam-pil-o-ki'-rus*) [*καμπύλος*, crooked; *χείρ*, hand]. Having distorted hands.

campylorrhachis (*kam-pil-or'-a-kis*) [*καμπύλος*, crooked; *ῥάχις*, backbone]. A fetus with spinal deformity.

campylorrhinus (*kam-pil-o-ri'-nus*) [*καμπύλος*, crooked; *ῥίς*, nose]. A monstrosity with a deformity of the nose.

Canada balsam (*kan'-a-dah*). See *balsam, Canada*. **C. fleabane.** See *erigeron*. **C. hemp.** See *apocynum*. **C. pitch.** See *pix canadensis*.

canadine (*kan'-ad-ēn*), $C_{21}H_{21}NO_4$. An alkaloid from the rhizome of *Hydrastis canadensis*, occurring in pure white needles, soluble in alcohol and melting at 132°–135° C.

canadol (*kan'-ad-ol*). A transparent volatile liquid resembling benzene in smell. It is a local anesthetic used in minor surgical operations.

canal, canalis (*kan-al', kan-a'-lis*) [L., *canalis*]. A tubular channel or passage. **c., abdominal.** See *c., inguinal*. **c., adductor.** See *Hunter's canal*. **c., Alcock's.** See *Alcock's canal*. **c., alimentary,** the whole digestive tube from the mouth to the anus. **c., alisphenoid,** in comparative anatomy, a canal in the alisphenoid bone, opening anteriorly into the foramen rotundum, and transmitting the external carotid artery. **c., alveolar, anterior,** one located in the superior maxilla; it transmits the anterior superior dental nerve. **c., alveolar, inferior,** the inferior dental canal. **c., alveolar, median,** one located in the superior maxilla and transmitting the middle superior dental nerve. **c., alveolar, posterior,** one situated in the superior maxilla; it transmits the posterior superior dental nerve. **c., alveolodental,** any of the dental canals. **c., anal,** the third part of the rectum or space between the rectum proper and the anus. **c., arachnoid,** a space formed beneath the arachnoid membrane of the brain; it transmits the venæ magnæ Galeni. **c. of Arantius,** the ductus venosus. **c., archinephric,** the duct of the archinephron or primitive kidney. **c., Arnold's innominate.** See *Arnold's canal*. **c., arterial.** See *ductus arteriosus*. **c., atrial,** the cavity of the atrium. **c., auditory, external,** that from the auricle to the tympanic membrane. **c., auditory, internal,** that beginning on the posterior surface of the petrous bone, and extending outward and backward for a distance of about four lines; it transmits the auditory and facial nerves and the auditory artery. **c., auricular.** 1. See *c., auditory, external*. 2. The constriction between the auricular and ventricular portions of the fetal heart. **c., avant-,** the anterior portion of the male urethra. **c., Bartholin's,** the duct of Bartholin's gland. **c., Bernard's.** See *Bernard's canal*. **c., Bichat's.** See *Bichat's canal*. **c., biliary.** See *c., hepatic*. **c., blastoporic.** See *c., neurenteric*. **c., Bochdalek's.** See *Bochdalek's canal*. **c. of bone,** a canaliculus of bone. **c., Braun's.** See *c., neurenteric*. **c., Braune's.** See *Braune's canal*. **c., Breschet's.** See *c.s of diploe*. **c., bullular.** See *c. of Petit*. **c., carotic tympanic,** two or three short canals extending from the carotid canal to the tympanum; they transmit branches of the carotid plexus. **c., carotid,** one in the petrous portion of the temporal bone; it transmits the internal carotid artery. **c.s of cartilage,** the canals in ossifying cartilage during its vascularization, intended to receive prolongations of the osteogenetic layer of the periosteum. They radiate in all directions from the center of ossification. **c., central (of the modiolus),** a canal running

from the base to the apex of the cochlea. **c., central (of spinal cord)**, the small canal that extends through the center of the spinal cord from the conus medullaris to the lower part of the fourth ventricle. It represents the embryonic ectodermal canal. **c., cerebrospinal.** 1. The neural or craniovertebral canal formed by the skull and the spine, and containing the brain and spinal marrow. 2. The primitive continuous cavity of the brain and spinal cord, not infrequently more or less extensively obliterated in the cord, but in the brain modified in the form of the several ventricles and other cavities. **c., cervical.** See *c. of cervix uteri*. **c., cervicouterine.** See *c., uterine*. **c. of cervix uteri**, that portion of the uterine canal that extends between the internal and the external os. **canalis choledochus**, the common bile-duct. **c. of chorda tympani**, a small canal in the temporal bone, between its squamous and petrous portions, parallel with the Glaserian fissure; it transmits the chorda tympani nerve. **c., ciliary.** See *c. of Fontana*. **c., circumpeduncular**, the lateral ventricles of the brain. **c. of Cloquet.** See *c., hyaloid*. **c., cochlear**, the spiral and snail-like cavity of the cochlea, 28 to 30 mm. long. The base is turned inward toward the internal auditory meatus, and the apex outward toward the tympanum. **c., connecting**, the arched or coiled portion of a uriniferous tubule, joining with a collecting tubule. **c. of Corti.** See *Corti's canal*. **c., Cotugno's, c. of Cotunnius.** See *aqueduct of Cotunnius*. **c., craniopharyngeal**, a fetal canal perforating the posterior part of the sphenoid bone and extending from the pharynx to the hypophysis and the epiphysis; it sometimes persists in infancy. **c., craniovertebral.** See *c., cerebrospinal*, and *c., vertebral*. **c., crural.** See *c., femoral*. **c.s. of Cuvier.** See *Cuvier's canals*. **c., cystic**, the cystic duct. **c., deferent**, the vas deferens. **c.s, demicircular.** See *c.s, semicircular*. **c., dental, anterior**, one extending into the facial portion of the superior maxilla; it transmits the anterior dental vessels and nerves. **c., dental, inferior**, the dental canal of the inferior maxilla; it transmits the inferior dental nerve and vessels **c.s, dental, posterior**, two canals in the superior maxilla. They transmit the superior posterior dental vessels and nerves. **c.s, dentinal**, the minute canals in dentine, extending approximately at right angles to the surface of a tooth from the pulp-cavity, into which they open, to the cementum and enamel. **c.s of derivation**, anastomotic venous branches extending from deep to superficial veins. **c., digestive.** See *c., alimentary*. **c.s of diploe**, canals in the diploe of the cranium transmitting Breschet's veins. **c., ejaculatory.** See *duct, ejaculatory*. **c. of epididymis**, a convoluted tube, about 20 feet long when straightened, forming the epididymis and continuous with the vas deferens. **c., ethmoid, anterior**, one between the ethmoid and frontal bones; it transmits the nasal branch of the ophthalmic nerve and the anterior ethmoid vessels. **c., ethmoid, posterior.** See *c., orbital, posterior internal*. **c., Eustachian.** See *Eustachian canal*. **c., facial**, the aqueduct of Fallopius; it transmits the facial nerve. **c., Fallopian.** See *c., facial*. **c. of the Fallopian tube.** See *aquæductus Fallopii*. **c., femoral.** 1. The inner compartment of the sheath of the femoral vessels behind Poupart's ligament. 2. See *c., Hunter's*. **c. of Ferrein.** See *Ferrein's canal*. **c. of Fontana**, a series of small spaces formed by the interlacing of the connective-tissue fibers of the framework of the peripheral processes of the iris, situated in the angle of the anterior chamber, and serving as a medium for the transudation of the aqueous humor from the posterior to the anterior chamber of the eye. Syn., *canal of Hovius; ciliary canal; Fontana's spaces*. **c.s, galactophorous**, the lactiferous tubules of the mammary gland. **canalis ganglionaris**, the spinal canal of the modiolus. **c. of Gartner.** See *Gartner's canal*. **c., genital**, in comparative anatomy, any canal designed for copulation or for the discharge of ova. **c. of Guidi.** See *c., Vidian*. **c., Hannover's.** See *Hannover's canal*. **c.s of Havers.** See *Haversian canals* **c., hemal**, the ventral of the two canals, of which, according to R. Owen, the vertebrate animal is composed. It contains the heart and the other viscera, while the neural canal incloses the central nervous system **c. of Henle.** See *Henle's canal*. **c., Hensen's.** See *Hensen's canal* **c., hepatic.** 1. The excretory duct of the liver. 2. The radicles of the hepatic duct. **c., hernial**, one transmitting a hernia. **c., His'**, the thyroglossal duct of the fetus, of which the cecal foramen of the tongue is the vestige and which may persist during postnatal life. **c. of Hovius.** See *c. of Fontana*. **c. of Huguier.** See *c of chorda tympani*. **c., Hunter's.** See *Hunter's canal*. **c. of Huschke.** See *Huschke's canal*. **c., hyaloid**, a canal running anteroposteriorly through the vitreous body, through which, in the fetus, the hyaloid artery passes, to ramify on the posterior surface of the crystalline lens. **c. of the hypoglossus**, the anterior condylar foramen. **c., incisor**, a canal that opens into the mouth by an aperture just behind the incisor teeth of the upper jaw; it is formed by a groove on the adjoining surfaces of the superior maxillæ, and has two branches that open into the nasal fossæ. **c., infraorbital**, a small canal running obliquely through the bony floor of the orbit; it transmits the infraorbital artery and nerve. **c., inguinal**, a canal about 1½ inches long, running obliquely downward and inward from the internal to the external abdominal ring, and constituting the channel through which an inguinal hernia descends; it transmits the spermatic cord in the male and the round ligament of the uterus in the female. **c., innominate.** See *Arnold's innominate canal*. **c., intestinal**, that portion of the alimentary canal that is included between the pylorus and the anus. **c., intralobular, biliary**, the radicals of the bile-ducts, forming a fine network in and around the hepatic cells, and communicating with vacuoles in the cells. **c. of Jacobson.** See *c., tympanic*. **c. of Kowalewsky.** See *c., neurenteric*. **c., lacrimal.** 1. The bony canal that lodges the nasal duct. 2. One of the lacrimal canaliculi. **c., Landzert's.** See *c., craniopharyngeal*. **c., Lauth's.** See *c. of Schlemm*. **c. of Loewenberg.** See *Loewenberg's canal*. **c., malar**, one in the malar bone transmitting the malar division of the temporomalar branch of the superior maxillary nerve. **c.s, mandibular.** See *c., dental, inferior*. **c., mastoid**, one opening just above the stylomastoid foramen and transmitting the auricular branch of the vagus nerve. **c., maxillary.** See *c., dental*. **c., median.** 1. The central canal of the

spinal cord. 2. The aqueduct of Sylvius. **c., medullary.** 1. The hollow cavity of a long bone, containing the marrow. 2. See *c., vertebral.* 3. The central canal of the spinal cord. 4 A Haversian canal. 5 In embryology, the medullary tube. **c., medullary, cerebrospinal,** the central canal of the spinal cord. **c., membranous, of the cochlea,** a canal in the cochlea, following the turns of the lamina spiralis; it is bounded by the basilar membrane, the membrane of Reissner, and the wall of the cochlea **c.s, membranous, semicircular.** See *c.s, semicircular.* **c. of modiolus.** See *c., spiral, of the modiolus.* **c., myelonal,** the central canal of the spinal cord. **c., nasal.** 1. See *c., lacrimal* (1). 2. An occasional canal found in the posterior portion of the nasal bone; it transmits the nasal nerves. **c., nasolacrimal.** See *c., lacrimal* (1). **c., nasopalatine.** See *c., incisor.* **canalis nervi petrosi profundi minoris,** one in the petrosa transmitting the deep petrosal nerve. **canalis nervi petrosi superficialis majoris,** one opening into the Fallopian aqueduct and transmitting the great superficial nerve. **c., neural.** See *c., vertebral.* **c., neurenteric** (of Kowalewsky), also called blastoporic canal, in the embryo, a passage leading from the posterior part of the medullary tube into the archenteron. **c., neurocentral.** See *c., vertebral.* **c. of Nuck.** See *Nuck, canal of.* **c.s, nutritive.** See *c.s, Haversian.* **c., obstetric.** See *c., parturient.* **c., obturator,** a canal in the ilium transmitting the obturator nerve and vessels. **c.s, olfactory,** in the embryo, the nasal fossæ at an early period of development **c., omphalomesenteric,** in the embryo, a canal that connects the cavity of the intestine with the umbilical vesicle. **c., orbital, anterior internal.** See *c., ethmoid, anterior.* **c., orbital, posterior internal,** the posterior of two canals formed by the ethmoid bone and the orbital plate of the frontal bone. It transmits the posterior ethmoid vessels. **c., palatine, accessory posterior,** one or two canals in the horizontal plate of the palate bone, near the groove entering into the formation of the posterior palatine canal. **c., palatine, anterior,** formed by the union of the incisive canals; it opens on the palate behind the incisor teeth. **c., palatine, descending.** See *c. palatomaxillary.* **c., palatine, external, small,** a small canal in the pyramidal process of the palate bone, close to its connection with the horizontal plate. It transmits the external palatine nerve. **c., palatine, posterior, c., palatine, smaller.** See *c., palatomaxillary.* **c., palatine, superior,** one formed by the palate bone and the superior maxilla, transmitting the large palatine nerve and blood-vessels. **c., palatomaxillary,** one formed by the outer surface of the palate bone and the adjoining surface of the superior maxilla. It transmits the large palatine nerve and blood-vessel. **c., parturient,** the channel through which the fetus passes in parturition, comprising the cavity formed by the uterus and vagina considered as a single canal **c., pelvic,** the canal of the pelvis from the superior to the inferior strait. **c., perivascular,** the lymph-spaces about the blood-vessels. **c. of Petit.** See *Petit's canal.* **c., petromastoid,** a small canal, not always present, situated at the angle of union between the mastoid and petrous bones. It transmits a small vein from the middle fossa of the skull to the transverse sinus. **c.s, petrosal,** two canals on the upper surface of the petrous portion of the temporal bone, transmitting the large and small superficial petrosal nerves. **c., pharyngotympanic,** one in the embryo developing into the Eustachian canal and the tympanum. **c., plasmatic,** a Haversian canal. **c., pore.** See *c., porous.* **c., porous,** a canal in the ovule, supposed to serve for the entrance of the spermatozoids in fecundation. **c., portal,** the space in the capsule of Glisson of the liver, in which the portal vein, hepatic artery, and bile-duct lie. **c., primitive,** the vertebral canal of the embryo. **c.s, pseudostomatous,** the processes of branched cells that extend from a subepithelial or endothelial layer to the free surface, their free ends forming the pseudostomata. **c., pterygoid.** See *c., Vidian.* **c., pterygopalatine,** one formed by the root of the internal pterygoid plate of the sphenoid bone and the sphenoid process of the palate bone. It transmits the pterygopalatine vessels and nerve. **c., pulmoaortic.** See *ductus arteriosus.* **c. of the quadrigemina,** the Sylvian aqueduct. **canalis radicis,** one in the root of a tooth. **c.s of Recklinghausen.** See *Recklinghausen's canals.* **c., recurrent, canalis recurrens.** See *c., Vidian.* **c., Reichert's.** See *c., Hensen's.* **c. of Reissner.** See *c., membranous, of the cochlea.* **c. of Rivinus,** the duct of the sublingual gland. **c. of Rosenthal.** See *c., spiral, of the modiolus.* **c., sacculocochlear,** one connecting the sacculus and the cochlea. **c., sacculoutricular,** one connecting the sacculus and the utricle. **c., sacral,** the continuation of the vertebral canal in the sacrum. **c.s, Saviotti's.** See *Saviotti's canals.* **c. of Schlemm.** See *Schlemm's canal.* **c.s, semicircular,** bony canals of the labyrinth of the internal ear. They are three in number,—the external, superior, and posterior,—and contain the membranous semicircular canals. **c., semicircular, anterior, c., semicircular, anterior vertical.** See *c., semicircular, superior.* **c., semicircular, external,** that one of the semicircular canals of the labyrinth having its plane horizontal and its convexity directed backward. **c., semicircular, frontal.** See *c., semicircular, superior.* **c., semicircular, horizontal.** See *c., semicircular, external.* **c., semicircular, inferior, c., semicircular inner, c., semicircular, internal.** See *c., semicircular, posterior.* **c., semicircular, lateral.** See *c., semicircular, external.* **c., semicircular, osseous.** See *c.s, semicircular.* **c., semicircular, posterior,** that one of the semicircular canals having its convexity directed backward and its plane almost parallel to the posterior wall of the pyramid. **c., semicircular, posterior vertical, c., semicircular, sagittal.** See *c., semicircular, posterior.* **c., semicircular, superior,** that one of the semicircular canals having its convexity directed toward the upper surface of the pyramid. **c.s, seminal,** the seminiferous tubules. **c., serous,** any minute canal connected with the lymph-vessels and supposed to be filled with lymph. **c., sheathing,** the communication between the cavity of the tunica vaginalis of the testicle and the general peritoneal cavity. It soon closes in man, leaving the tunica vaginalis a closed sac. **c., spermatic.** 1. The vas deferens. 2. The inguinal canal in the male. **c., sphenopalatine.** See *c., pterygopalatine.* **c., spinal.** See *c., vertebral.* **c., spiral, of the cochlea,** one that runs spirally around

the modiolus, taking two turns and a half, diminishing in size from the base to the apex, and terminating in the cupola. **c., spiral, of the modiolus,** a small canal winding around the modiolus at the base of the lamina spiralis. **c., spiroid, of the temporal bone.** See *c., facial.* **c., of Steno,** the duct of the parotid gland. **c. of Stilling.** See *c., hyaloid,* and *c., central, of spinal cord.* **c., suborbital.** See *c., infraorbital.* **c., supraorbital,** one at the upper margin of the orbit. It transmits the supraorbital artery and nerve. **c., tarsal,** one between and below the heads of the abductor hallucis, transmitting the vessels and nerves to the sole of the foot. **c., temporal, c., temporomalar.** See *c., zygomaticotemporal.* **c., thoracic,** the thoracic duct. **canales tubæformes,** the semicircular canals. **canalis tuberculorum quadrigeminorum,** the aqueduct of Sylvius. **c., tuboovarian,** the oviduct. **c., tubotympanal,** the inner division of the first gill cleft in the embryo. **c., tympanic,** one that opens on the lower surface of the petrous bone, between the carotid canal and the groove for the internal jugular vein. It transmits Jacobson's nerve. **c., uterine,** the cavity of the uterus, including the body and neck. **c., uterocervical,** the cavity of the cervix uteri. **c., uterovaginal.** 1. The common canal formed by the uterus and vagina. 2. In embryology, the duct of Mueller. **c., vaginal,** the canal of the vagina **c., vaginoperitoneal,** the inguinal canal. **c., vascular.** See *c.s, Haversian.* **c., vector,** the oviduct. **c., venous,** the ductus venosus. **c., vertebral,** the canal formed by the vertebræ; it contains the spinal cord and its membranes. **c., Vidian.** See *Vidian canal.* **c.s, Volkmann's.** See *Volkmann's canals.* **canalis vomeris,** one lying between the vomer and the lower surface of the sphenoid, and transmitting blood-vessels to the nose. **c.s, vomerobasilar, c.s, vomerosphenoid, lateral,** small lateral canals lying between the vomer and the sphenoid, transmitting blood-vessels. **c., vulvar,** the vestibule of the vagina. **c., vulvouterine,** the vagina. **c., vulvovaginal.** 1. The vagina and the vulva considered as a single canal. 2. The orifice of the hymen. **c. of Wirsung,** the pancreatic duct. **c. of Wolff.** See *Wolffian duct.* **c., zygomatic.** See *c., zygomaticotemporal.* **c., zygomaticofacial.** See *c., malar.* **c., zygomaticotemporal,** the temporal canal of the malar bone, running from its orbital to its temporal surface. It transmits a branch of the superior maxillary nerve.

canalicular (*kan-al-ik'-ū-lar*) [*canal*]. Canal-shaped; relating to a canaliculus.

canaliculization (*kan-al-ik-ū-liz-a'-shun*) [*canaliculus*, a little canal]. The formation of canaliculi, as in bone, or as in calcified cartilage.

canaliculus (*kan-al-ik'-ū-lus*) [L.]. 1. A small canal; especially that leading from the punctum to the lacrimal sac of the eye. 2. Any one of the minute canals opening into the lacunæ of bone. **canaliculi accessorii,** inconstant canals at the outer edge of the anterior condylar foramen, for the transmission of veins. **c. of communication, c. communicationis,** a canal at the junction of the petrosa and the mastoid portion of the temporal bone, transmitting a vein from the middle fossa of the skull to the transverse sinus. Syn., *aquæductus communicationis.* **c. laqueiformis.** See *Henle's loop.* **c. mastoideus,** canal for the auricular branch of the vagus nerve. **canaliculi medullares.** See *canals, Haversian.* **c. pharyngeus.** See *canal, pterygopalatine.* **canaliculi, serous.** See *canals of Recklinghausen.* **c. tympanicus,** canal for the tympanic branch of the glossopharyngeal nerve. **canaliculi vasculosi,** Haversian canals.

canalis (*kan-a'-lis*). Same as *canal.*

canalization (*kan-al-iz-a'-shun*) [*canal*]. 1. The formation of canals, as in tissues, etc. 2. A system of wound-drainage without tubes.

canary-seed (*kan-a'-re-sēd*). The hulled seeds of *Phalaris canariensis;* used in emollient poultices.

cancellate, cancellated (*kan'-sel-āt, -a'-ted*) [*cancellare,* to provide with a lattice]. Reticulated, or characterized by latticed lines, as the spongy tissue of bones, or certain leaves consisting entirely of veins.

cancellation (*kan-sel-a'-shun*) [*cancelli,* latticework]. The quality of being cancellate; cancellous structure.

cancelli (*kan-sel'-li*) [L. *pl.* of *cancellus,* a lattice]. See *cancellus.*

cancellous (*kan'-sel-us*) [*cancellus,* latticework]. Resembling latticework, as the tissue in the articular ends of long bones.

cancellus (*kan-sel'-us*) [L.; *pl., cancelli,* latticework]. A space, or unit of structure, in cancellous bone, any of the minute divisions in spongy bone. The spongy, lattice texture of bone.

cancer (*kan'-ser*). 1. See *carcinoma.* 2. Any kind of malignant growth. Syn., *malignant disease.* **c., acinous, c., acute,** medullary carcinoma or medullary sarcoma. **c., adenoid,** a malignant form chiefly composed of tubules lined with epithelium; adenocarcinoma. **c. à deux,** cancer attacking both husband and wife, or successively a man's first and his second wife. **c. albus.** See *cancrum oris* and *noma.* **c. anthracinus,** one beginning as a black speck and developing into a mulberry-like growth **c., apinoid,** a hard cancer, so called because of the cleanness of its section. **c., apioid,** a hard cancer resembling an immature pear in section. **c. aquaticus.** Syn. of *gangrenous stomatitis.* **c., Aran's green.** See *Aran's green cancer.* **c., areolar.** See *carcinoma, colloid.* **c.-bandage,** a crab-shaped bandage; one with eight tails. **c., black,** melanotic cancer. **c. of the blood,** leukocythemia. **c., cavernous,** a colloid carcinoma in which the alveoli have become absorbed. **c.-cell,** an epithelial cell of peculiar, distorted shape, found in the interior of cancer-nests. It is an ordinary epithelial cell altered in outline by pressure. **c., cellular, c., cerebriform.** See *carcinoma, soft,* and *sarcoma, encephaloid.* **c., chimney-sweep's.** See *carcinoma, chimney-sweep's.* **c., chondroid,** a hard cancer, which on section exhibits a shining, bluish-white appearance. **c., chronic,** a scirrhous cancer. **c., cicatrizing,** a form of hard cancer marked by atrophy and shrinking. **c., claypipe.** See *c., smoker's.* **c., Cohnheim's theory of the embryonic origin of.** See *Cohnheim's theory.* **c., colloid.** See *carcinoma, colloid.* **c., conjugal.** See cancer à deux. **c., connective-tissue. c., contact,** a cancer on one surface (lip) after contact with one on the other lip See *c., hard.* **c., dendritic,** a papilloma. **c., duct,** a form of columnar epithelioma. **c., eburneous.** See *scleroderma.* **c., embolic,** one due to embolic infection. **c., encephaloid.** See *carcinoma, encephaloid.* **c. en cuirasse,** disseminated cancer of the skin of the thorax **c., epithelial,** epithelioma. **c., fasciculated,** a spindle-celled sarcoma. **c., fungoid, c., fungous, c., hematoid.**

See *sarcoma, encephaloid; angioma, cavernous;* and *angiomyces.* **c., gelatiniform, c., gelatinous,** a colloid cancer. **c., glaucoid, c., green.** See *Aran's green cancer.* **c., hard,** one containing an excess of fibrous tissue. **c., inclusion theory of.** See *Cohnheim's theory of the embryonic origin of cancer.* **c., jacket,** a continuously spreading cancerous infiltration of the superficial tissues. **c.-juice,** the milky fluid yielded by the cut surface of a cancer on scraping. **c., lipomatous,** one marked by many fat-cells in the stroma **c., mammary.** 1. One affecting a mammary gland. 2. See *c., mastoid.* **c., mastoid,** a form of medullary sarcoma presenting on section the appearance of boiled cow's udder. **c., medullary.** See *c., soft.* **c., melanotic,** a pigmented form. **c. mollis,** soft cancer. **c., nephroid,** a form of encephaloid sarcoma having the appearance of a kidney in section. **c.-nest,** a mass of cancer-cells. **c. occultus,** latent cancer. **c., osteoid.** 1. One containing a deposition of osseous material. 2. See *osteosarcoma.* 3. See *osteochondroma.* **c., osteolytic,** carcinomatous infiltration of bone without distinct tumor-formation. **c., primary, c., primitive,** one not due to infection from some preceding cancerous manifestation. **c. pullulans,** an ulcerating cancer which forms granulations. **c., pulpy, c., pultaceous.** See *c., colloid.* **c., ramose,** a form of hard cancer which branches. **c., rodent.** 1. Lupus. 2. Rodent ulcer. **c., scirrhous.** See *c., hard.* **c., smoker's,** epithelioma of the lip or mouth attributed to tobacco smoke or the irritation of a pipe. **c.,** soft, one in which the cells predominate, the connective tissue being very small in amount. **c., salonoid,** one having the appearance of a potato in section. **c., soot.** See *carcinoma, chimney-sweep's* **c., stone,** scirrhous carcinoma. **c. terebrans,** an epithelioma. **c., tubular epithelial.** See *cylindroma.* **c. verrucosus,** epithelioma with wart-like epithelial hypertrophy. **c., villous.** See *papilloma.* **c. xanthosus.** See *Aran's green cancer.*

cancerate (*kan'-ser-āt*). To become cancerous; to be developed into a cancer.

canceration (*kan-ser-a'-shun*). Development into a cancer; the assumption of malignant qualities by a tumor.

cancerine (*kan'-ser-ēn*) [*cancer*]. The name given to a ptomaine obtained from the urine in cases of carcinoma of the uterus. It is a white substance, crystallizing in fine needles and soluble in alkaline solutions. Its formula is $C_9H_{11}NO_2$.

cancerism (*kan'-ser-izm*). The tendency to cancerous formation.

canceroderm (*kan'-ser-o-derm*). A. T. Brand's name for angiomata, conspicuous in size and number, which appear in certain people who are not aged, and which he believes bear a relation to malignant growths.

canceromyces (*kan-ser-o-mi'-sēz*). See *cladosporium cancerogenes.*

cancerophobia (*kan-ser-o-fo'-be-ah*) [*cancer; φόβος*, fear]. Morbid fear of acquiring a cancer.

cancerous (*kan'-ser-us*). Having the qualities of a cancer, malignant.

cancer-serum. A therapeutic serum said to have a curative action in cases of cancer.

canchasmus (*kan-kaz'-mus*) [*καγκασμός*, loud laughter]. Hysterical or immoderate laughter.

Cancriamœba macroglossia (*kang-kre-ah-me'-bah mak-ro-glos'-e-ah*). An organism claimed to have been found in epithelial carcinoma, and of which the spores are identical with Plimmer's bodies.

cancriform (*kang'-krif-orm*) [*cancer*, a crab, *forma*, form]. Resembling a cancer in appearance.

cacrine (*kang'-krēn*). Cancerous.

cancroid (*kang'-kroid*) [*cancer*]. 1. Cancer-like. 2. An epithelioma. 3. A variety of keloid. **c. corpuscles.** See *corpuscles, cancroid.* **c., dermic,** epithelioma attacking all the layers of the skin. **c., follicular,** epithelioma arising in the hair-follicles or in the glands of the skin. **c., papillary,** epithelioma affecting the papillary layer and subsequently the other layers of the skin. **c. ulcer.** See *rodent ulcer.*

cancroin (*kang'-kro-in*) [*cancer*]. A substance (said to be identical with neurin) introduced by Adamkiewicz as a material for hypodermatic injection in cases of malignant disease, it being regarded by him as an alexin destructive of cancer tissue.

cancrum (*kang'-krum*) [*cancer*]. A cancer or rapidly spreading ulcer. **c. nasi,** gangrenous rhinitis of children. **c. oris,** a disease of childhood between the ages of one and five, characterized by the formation of foul, deep ulcers of the buccal surfaces of the cheeks or lips. There is but slight pain, but the prostration is great, and death usually results from exhaustion or blood-poisoning. The disease is bacterial, poor hygienic surroundings and a debilitated system being predisposing causes. Syn., *canker of the mouth; gangrenous stomatitis; noma; gangrenous ulceration of the mouth.* **c. pudendi,** ulceration of the vulva.

candela (*kan-de'-lah*) [*candere*, to glow]. 1. A medicated candle for fumigation. 2. A wax bougie.

candicans (*kan'-de-kanz*) [*candicans*, whitish]. One of the corpora albicantia.

canella (*kan-el'-ah*) [dim. of *canna*, a reed]. The bark of *C. alba* deprived of its corky layer and dried. It is a native of the West Indies, and is an aromatic tonic and bitter stomachic Dose of the *powdered bark* 15–30 gr. (1–2 Gm.). It is official in the B. P.

cane sugar. See *saccharose* (1).

canicaceous (*kan-e-ka'-shus*) [*canicæ*, a kind of bran]. Furfuraceous.

canine (*ka'-nīn*) [*canis*, a dog]. Partaking of the nature of, relating to, or resembling a dog or the sharp tearing-teeth of mammals, located between the incisors and the molars. **c. appetite,** bulimia. **c. eminence,** a prominence on the outer side of the maxilla **c. fossa.** See *fossa, canine* **c. laugh,** a sardonic smile or grin. **c. madness,** rabies; hydrophobia. **c. muscle,** the levator anguloris. **c. teeth,** the cuspid teeth next to the lateral incisors; so called from their resemblance to a dog's teeth. Syn., *conoides; cuspidati; cynodontes; dentes angulares; dentes canini; dentes lanarii; eye-teeth.*

caniniform (*kan-in'-if-orm*) [*caninus*, pertaining to the dog, *forma*, shape]. Applied to teeth resembling canines.

canities (*kan-ish'-e-ēz*) [L.]. Poliosis; hoariness; blanching of the hair.

canker (*kang'-ker*) [*cancer*, a crab]. An ulceration of the mouth, or any ulcerous or gangrenous sore; cancrum oris; in farriery, a fetid abscess of the horse's foot See *cancrum oris.* **c.-rash.** Synonym of *scarlatina.* **c.-root,** coptis.

Canna (*kan'-ah*) [*κάννα*, a cane]. A genus of large-leaved marantaceous plants. *C. indica* has an acrid and stimulant root; it is alterative,

diuretic, and diaphoretic. The rhizome of *C. speciosa* affords canna-starch, a substitute for arrowroot.

cannabene (*kan'-ab-ēn*). See under *cannabis*.

cannabin (*kan'-ab-in*). A crystalline resin from Indian hemp; it is hypnotic. Dose 1½–4 gr. (0.097–0.26 Gm.). **c. tannate,** a yellow, astringent powder, soluble in alkaline water or alcohol; it is hypnotic and sedative. Dose 2–10 gr. (0.13–0.6 Gm.).

cannabindon (*kan-a-bin'-don*), $C_8H_{12}O$. A dark, cherry-red syrup obtained from Indian hemp; soluble in alcohol, ether, and oils. It is hypnotic and narcotic. Dose ½–2 gr. (0.03–0.13 Gm.).

cannabinine (*kan-ab'-in-ēn*) [*cannabis*]. A volatile alkaloid from Indian hemp.

cannabinol (*kan-ab'-in-ol*), $C_{18}H_{24}O_2$. A red oil obtained by fractional distillation from Indian hemp, and supposed to be its most active ingredient.

cannabinon, cannabinone (*kan-ab'-in-ōn*) [*cannabis*]. An amorphous bitter resinoid from Indian hemp, used as a hypnotic. Dose 1–3 gr. (0.065–0.2 Gm.)

Cannabis (*kan'-ab-is*) [L.]. Hemp. Indian hemp. The flowering tops of *C. sativa*, of which there are two varieties, *C. indica* and *C. americana*, the former, being the more potent; they contain a resin, cannabin, and a volatile oil, from which are obtained *cannabene*, $C_{18}H_{20}$, a light hydrocarbon, and *cannabene hydride*, a crystalline body It is antispasmodic, narcotic, and aphrodisiac. In large doses it produces mental exaltation, intoxication, and a sensation of double consciousness. It is used in migraine, in paralysis agitans, in spasm of the bladder, in sexual impotence, in whooping-cough, in asthma, and in other spasmodic affections. *Bang*, *bhang*, *cunjah*, *churrus*, and *hashish* are the various Indian names by which the drug is known. **C. indica** (U. S. P.), Indian cannabis. Dose 1 gr. (0.065 Gm.). **C. indica, extract of** (*extractum cannabis indicæ*, U. S. P.). Dose ⅛–1 gr. (0.01–0.065 Gm.). **C. indica, fluid-extract of** (*fluidextractum cannabis indicæ*, U. S. P.), an alcoholic preparation. Dose 1–5 min. (0.06–0.3 Cc.). **C. indica, tincture of** (*tinctura cannabis indicæ*, U. S. P.), contains 10% of the drug. Dose 20 min.–1 dr. (1.3–4.ϙ Cc.).

cannabism (*kan'-ab-izm*) [*cannabis*, hemp]. The habitual use of Cannabis indica; ill-health caused by the misuse of Cannabis indica.

cannabist (*kan'-ab-ist*) [*cannabis*, hemp]. A devotee to the use of Cannabis indica.

Cannon's ring (*kan'-on*) [Walter Bradford *Cannon*, American physiologist, 1871–]. A ring of muscular tissue at the commencement of the transverse colon.

cannon-bone, canon-bone (*kan'-on bōn*). One of the functional and complete metacarpal or metatarsal bones of a hoofed quadruped, supporting the weight of the body upon the feet

cannula (*kan'-ū-lah*) [dim. of *canna*, a tube]. A tube used for withdrawing fluids from the body. It is generally fitted with a pointed rod for puncturing the integument. **c., perfusion,** a double cannula, one tube of which is used for the inflow of a fluid and the other tube for the outflow; it is employed in the irrigation of a cavity.

cannular, cannulate (*kan'-ū-lar, -lāt*) [*cannula*]. Tubular; channeled.

canor (*ka'-nor*) [L.; pl., *canores*]. A musical sound. **c. stethoscopicus.** See *metallic tinkling*.

Canquoin's paste (*kan-kwan'*) [Alexandre *Canquoin*, French physician, 1823–]. A paste of flour, water, and zinc chloride; it is a powerful escharotic.

Cantani's diet (*kan-tah'-ne*) [Arnoldo *Cantani*, Italian physician, 1837–1893]. An exclusive meat-diet in diabetes. **C.'s treatment,** a method of treating cholera by high enemata of large quantities of water containing tincture of opium and tannic acid at a temperature of from 100° to 104° F.

cantering rhythm (*kan'-ter-ing rithm*). See *bruit de galop*.

canthal (*kan'-thal*) [κανθός, a canthus]. Relating to a canthus.

cantharene (*kan'-thar-ēn*), $C_{10}N_{12}I_2O_2$. A compound obtained from cantharidin by action of hydriodic acid.

cantheriasis (*kan-thar-i'-as-is*) [*cantharis*]. A term proposed by Hope for the diseases that originate from the presence in the body of coleopterous insects or their larvæ

cantharidal (*kan-thar'-id-al*) [*cantharides*]. Relating to or containing cantharides. **c. collodion** (*collodium cantharidatum*, U. S. P.). See *collodion, cantharidal*.

cantharidated (*kan-thar'-id-a-ted*). Containing cantharides.

cantharides (*kan-thar'-id-ēz*) [καν θαρίς, a blistering Spanish fly]. The dried body of a species of beetle, *C. vesicatoria* (nat. ord. *Coleoptera*). It contains a powerful poisonous principle, cantharidin (*q. v.*). Locally applied, cantharidis is a rubefacient and vesicant; internally it is an irritant, causing pain and vomiting In toxic doses it produces severe gastroenteritis, strangury, and priapism. It is used as an external counterirritant in the form of "blisters." Internally it is employed as a stimulant to the genitourinary mucous membrane, especially in cystitis, atony of the bladder, amenorrhea, etc ; also in skin diseases. **c. cerate** (*ceratum cantharidis*, U. S. P.), cantharides, 35; rosin, 20; yellow wax 20; lard, 35 parts, liquid petrolatum, q. s. **c. liniment,** cantharides, 15 parts; oil of turpentine, q. s. ad 100. **c. ointment** (*unguentum cantharidis*, B. P.), cantharides, yellow wax, olive-oil. **c. paper** (*charta epispastica*, B. P.), blistering paper, contains cantharides, 1; Canada turpentine, 1; 10 olive-oil, 4; spermaceti, 3; white wax, 8; water, 10 parts, spread on paper. **c. plaster** (*emplastrum cantharidis*, B. P.), cantharides, yellow wax, prepared suet, prepared lard, rosin. **c., tincture of** (*tinctura cantharidis*, U. S. P.), contains 10% of the drug. Dose 3–10 min. (0.09–0.3 Cc.) **c., vinegar of** (*acetum cantharidis*, B. P.), of the strength of 1 to 8.

cantharidic (*kan-thar-id'-ik*). Relating to or obtained from cantharides. **c. acid,** an acid derived from cantharides. **c. anhydride.** Synonym of *cantharidin*.

cantharidin (*kan-thar'-id-in*) [*cantharides*], $C_{10}H_{12}O_4$. The bitter principle contained in Spanish flies and other insects; it crystallizes in prisms or leaflets, and melts at 218°. It has an extremely bitter taste, and produces blisters on the skin. See *cantharis*.

cantharidism (*kan-thar'-id-izm*) [*cantharides*]. Cantharidal poisoning. **c., external,** poisoning by absorption from a cantharidal blister.

cantharis (*kan'-thar-is*). See *cantharides*.

canthectomy (*kan-thek'-to-me*) [*canthus*; ἐκτομή, a cutting out]. Excision of a canthus.

canthitis (*kan-thi'-tis*) [*canthus*; ιτις, inflammation]. Inflammation of a canthus.

cantholysis (*kan-thol'-is-is*) [*canthus*; λύσις, a loosening]. Canthotomy with section of the external canthal ligament.

canthoplastic (*kan-tho-plas'-tik*) [*canthus*; πλάσσειν, to form]. Relating to canthoplasty.

canthoplasty (*kan'-tho-plas-te*) [*canthus*; πλάσσειν, to form]. Increasing the length the palpebral fissure by slitting the outer canthus.

canthorrhaphy (*kan-thor'-a-fe*) [*canthus*; ῥαφή, a seam]. An operation to shorten the palpebral fissure by suture of the canthus.

canthotomy (*kan-thot'-o-me*) [*canthus*; τομή, a cutting] Surgical division of a canthus.

canthus (*kan'-thus*) [κανθός, canthus]. The angle (palpebral angle) formed by the junction of the eye-lids.

cantus galli (*kant'-us gal'-i*) [L., "cock-crowing"]. Same as *child-crowing*.

canula (*kan'-ū-lah*). See *cannula*.

CaO. Calcium monoxide.

CaOC. Abbreviation for cathodal opening contraction.

Ca(OH)$_2$. Calcium hydroxide.

caoutchouc (*koo'-tshook*) [S. A.]. Rubber. The chief substance contained in the milky juice that exudes upon incision of a number of tropical trees belonging to the natural orders *Euphorbiaceæ*, *Artocarpaceæ*, and *Apocynaceæ*. The juice is a vegetable emulsion, the caoutchouc being suspended in it in the form of minute transparent globules. When pure, caoutchouc is nearly white, soft, elastic, and glutinous; it swells up in water without dissolving; the best solvents are carbon disulphide and chloroform. It melts at about 150° C. and decomposes at 200° C.

cap., abbreviation for *capiat* [L.], let him take.

cap (*kap*) [AS., *cappe*]. 1 See *tegmentum*. 2. The tissue covering the conical end of a lymph-follicle 3. The first portion of the duodenum. **c., enamel**, the concave enamel-organ covering the top of the growing tooth-papilla. **c., nuclear**, a collection of chromophilic substance on one side of the nucleus of a cell.

capacity (*kap-as'-it-e*) [*capacitas*, capacity]. 1. The power of holding or containing; mental or physical ability. 2. Cubic extent. **c. of condenser**, the quantity of electricity which a condenser can hold in coulombs when charged to a pressure of one volt. **c. respiratory**, same *vital capacity*. **c., testamentary**, a legal term signifying the degree of mental ability requisite for making a valid will. **c., thermal**, the amount of heat absorbed by a body in being raised 1° C. in temperature. **c., vital**, the total amount of air that can be expelled by the most forcible expiration after the deepest inspiration.

capeline (*kap'-el-ēn*). A bandage applied to the head or to an amputation stump.

capiat (*ka'-pe-at*) [L., "let it take"]. An instrument intended for use in removing remnants of the placenta, polypi, or the like, from the uterus.

capillaire (*kap-il-ār'*) [Fr.]. The plant *Adiantum capillus veneris*, a species of maiden-hair fern; also a cough-syrup prepared from the same. See *adiantum*.

capillaraneurysm (*kap-il-ar-an'-ū-rism*) [*capillus*; ἀνεύρυσμα, a widening]. Excessive capillarectasia.

capillarectasia (*kap-il-ar-ek-ta'-ze-ah*) [*capillus*; ἔκτασις, a stretching-out]. Dilation of the capillaries.

capillarimeter (*cap-il-ar-im'-et-ur*) [*capillus*, a hair; μέτρον, a measure]. A device for estimating the diameter of capillary tubes.

capillariomotor (*kap-il-ar-e-o-mo'-tor*). Vasomotor, in reference to the capillaries.

capillaritis (*kap-il-ar-i'-tis*). Inflammation of the capillaries.

capillarity (*kap-il-ar'-it-e*) [*capillary*]. 1. Capillary attraction; the force that causes fluids to rise in fine tubes or bores. 2. The condition of being capillary.

capillaroscopy (*kap-il-ar-os'-ko-pe*) [*capillary*; σκοπεῖν, to view]. Examination of capillaries.

capillary (*kap'-il-a-re*) [*capillus*]. 1. Hair-like; relating to a hair, to a hair-like filament, or to a tube with a hair-like bore. 2. A minute blood-vessel connecting the smallest ramifications of the arteries with those of the veins. **c. attraction.** See *capillarity*. **c. bronchitis.** See *bronchitis, capillary*. **c. drainage.** See *drainage*. **c. fissure, c. fracture**, a linear fracture, without displacement. **capillaries, Meigs'**, the branching capillaries discovered by A. V. Meigs between the muscular fibers of the human heart. **c. nevus.** See *nevus* (2). **c. pulse**, pulsation of the capillaries sometimes seen in aortic regurgitation. **c. vessels**, the capillaries.

capilliculture (*kap-il'-e-kul-chur*) [*capillus*, hair; *cultura*, culture]. Systematic treatment for the improvement or restoration of the hair.

capillitium (*kap-il-ish'-e-um*) [L.]. The hair of the head, or the portion of the scalp thus covered.

capillose (*kap'-il-ōs*) [*capillosus*]. Hairy.

capillurgy (*kap'-il-ur-je*) [*capillus*, a hair; ἔργον, work]. The art of destroying superfluous hair.

capillus (*kap-il'-us*) [L.; *pl.*, *capilli*]. 1. A hair; specifically a hair of the head. 2. A hair-like filament. 3. A hair's breadth (1-10 to 1-12 of a line).

capistration (*kap-is-tra'-shun*) [*capistrum*, a halter]. See *phimosis*; also *trismus*.

capistrum (*kap-is'-trum*) [L., "a muzzle or halter;" pl., *capistra*]. 1. A bandage for the head or lower jaw. Syn., *capelina*. 2. Trismus.

capital (*kap'-it-al*) [*caput*]. 1. Pertaining to the head, or to the summit of a body or object. 2. Of great importance, as a *capital* operation in surgery.

capitalis reflexa (*kap-it-a'-lis re-fleks'-ah*). A recurrent bandage for a stump.

capitate (*kap'-it-āt*) [*caput*, head]. In biology, having a head or a head-like termination.

capitatum (*kap-it-a'-tum*). The large bone of the carpus, the os magnum.

capitellum (*kap-it-el'-um*) [dim. of *caput*]. 1. A small head or rounded process of bone. 2. The rounded, external surface of the lower end of the humerus. 3. The bulb of a hair.

capitiluvium (*kap-it-el-u'-ve-um*) [*caput*, head; *luere*, to wash]. A washing or bathing of the head; a wash for the head.

capitium (*kap-ish'-e-um*) [L.]. A bandage for the head; it may be triangular or four-cornered. **c. magnum, c. quadrangulare, c. quadratum**, a four-cornered head bandage. **c. minus, c. triangulare**, a three-cornered head bandage.

capitones (*kap'-it-ōn-ez*) [L.]. Fetuses with heads too large for unassisted delivery.

capitopedal (*kap-it-o-ped'-al*) [*caput*, a head; *pes*, foot]. In biology, pertaining to or near the junction of the head and foot.

capitular (*kap-it'-ū-lar*) [*caput*, head]. Pertaining to a capitulum or head. **c. process of a ver-**

tebra, one with which the head of a rib articulates.

capitulum (*kap-it'-ū-lum*) [L., "a small head"]. A little head. **c. of Santorini,** a small elevation on the apex of the arytenoid cartilage, corresponding in position to the posterior extremity of the vocal band.

capizmus (*kap'-iz-mus*) A form of neurosis that responds to treatment with paprika.

capnomor (*kap'-no-mor*) [*καπνός,* smoke; *μοῖρα,* a part], $C_{20}H_{22}O_2$. A transparent, colorless, oily fluid, a constituent of smoke obtained from the heavy oil of tar. It dissolves caoutchouc.

$Ca_3(PO_4)_2$. Tricalcic phosphate.

cappa (*kap'-ah*). The ectocinereal lamina of the mesencephal.

Capparis (*kap'-ar-is*) [L., "the caper-bush"]. A genus of shrubs including the caper-bush, *C spinosa.* Its flower-buds (*capers*) are pickled or made into sauce. The bark of the root and the flowers are official remedies in some countries. It is diuretic, cathartic, depurative, stimulant. *C. aphylla,* a shrub of India, is esteemed in the treatment of boils and affections of the joints. *C. corisacea* is a native of Peru; the fruit is antiepileptic and antihysteric. The root-bark of *C. jamaicensis,* of South America, is rubefacient, the root diuretic, the leaves and flowers antispasmodic.

capped hock (*kapd' hok*). In farriery; a bruise at the point of the hock of a horse, with the formation of a hygroma, the result of rubbing or striking that part against the partition of the stall **c.-knee,** a dropsical collection in the bursa in front of the knee-joint of the horse.

Capranica's reaction for bile-pigments. Add to the solution chloroform containing some bromine, and shake; it becomes first green, blue-violet, yellowish red, and finally colorless. If the green or blue solution is shaken with HCl, the color is destroyed by the acid **C.'s reaction for guanin.** 1. A warm solution of guanin hydrochloride with a cold saturated solution of picric acid gives a yellow precipitate occurring as silky needles. 2. Add to a guanin solution a concentrated solution of potassium ferricyanide; a yellowish-brown prismatic precipitate is formed. 3. On the addition of a concentrated solution of potassium chromate to guanin solutions an orange-red crystalline precipitate is formed It is insoluble in water.

caprate (*kap'-rāt*). A salt of capric acid.

caprenalin (*kap-ren'-al-in*). Trade preparation from suprarenal capsules; used as a vasoconstrictor, hemostatic, and cardiac stimulant.

capreolar (*kap-re'-o-lar*), **capreolary** (*kap'-re-o-la-re*), **capreolate** (*kap'-re-o-lāt*) [*capreolus,* a tendril]. In biology, climbing, furnished with tendrils; in anatomy resembling tendrils, as the spermatic vessels, *vasa capreolaria.* **c. vessels,** the spermatic vessels, from their twined and twisted appearance.

capric (*kap'-rik*) [*caper,* a goat]. Relating or belonging to, or having the odor of, a goat. **c. acid.** See *acid, capric.*

capriloquium (*kap-ril-o'-kwe-um*) [*caper,* a goat; *loqui,* to speak]. Same as *egophony.*

caprin (*kap'-rin*) [see *capric*]. An oily and flavoring constituent of butter; glycerol caprate.

caprinate (*kap'-rin-āt*). See *caprate.*

caprinic (*kap-rin'-ik*). See *capric.*

caprizant (*kap'-ri-zant*) [see *capric*]. Leaping; of irregular motion, applied to the pulse.

caproate (*kap'-ro-āt*). A salt of normal caproic acid.

caproic (*kap-ro'-ik*). See *capric.* **c. acid.** See *acid, caproic.* **c. anhydride,** $C_{12}H_{22}O_3$, a neutral oily liquid.

caproin (*kap'-ro-in*) A fat, resembling caprin, found in goat's butter.

caprone (*kap'-rōn*) [see *capric*], $C_{11}H_{22}O$. Caproic ketone; a clear, volatile oil found in butter, and forming the larger part of the oil of rue.

caproyl (*kap'-ro il*). 1. $C_6H_{11}O$. A hypothetical radical. Syn., *hexoyl.* 2. C_6H_{13}, a radical. Syn., *hexyl.*

caproylamine (*kap-ro-il'-am-in*) [*caproyl; amine*], $C_6H_{15}N$. Hexylamine. A ptomaine formed in the putrefaction of yeast.

caprylate (*kap'-ril-āt*). A salt of caprylic acid.

caprylic acid (*kap-ril'-ik*). See *acid, caprylic.*

caprylin (*kap'-ril-in*). Glyceryl caprylate.

capsaicin (*kap-sa'-is-in*). See *capsicin.*

capsanthinose (*kap-san'-thin-ōz*). Skin discoloration due to ingestion of too much paprika.

capsella (*kap-sel'-ah*) [dim. of *capsa,* a box]. The leaves and stems of *C. bursa pastoris,* common in temperate climates **C. bursa pastoris,** shepherd's purse; the leaves are hemostatic and antiscorbutic.

capsicin (*kap'-sis-in*). 1. $C_9H_{14}O_2$. The active principle of Cayenne pepper, found in the pericarp and placenta of *Capsicum fastigiatum,* and soluble in alcohol, ether, benzene, and fixed oils. It is a thick, yellowish-red substance, and its vapors are intensely acrid. Dose $\frac{1}{10}$–$\frac{1}{4}$ gr. (0.006–0.016 Gm.). 2 An oleoresin from capsicum; an oily liquid devoid of pungency.

capsicol (*kap'-sik-ol*) [*capsicum; oleum,* oil]. A red oil obtainable from the oleoresin of capsicum.

capsicum (*kap'-sik-um*) [*capsa,* a box]. Cayenne pepper. The fruit of *C. fastigiatum,* native to tropical Africa and America. Its odor and hot taste are due to a volatile oil, *capsicin,* $C_9H_{14}O_2$, which is irritant to the skin and mucous membranes. Internally it is a stomachic, tonic, diuretic, and aphrodisiac. It is useful in atonic dyspepsia, flatulent colic, and intermittent fever. *C. annuum* is the common red pepper of the garden. **c., fluidextract of** (*fluidextractum capsici,* U. S. P.). Dose 5 min.–1 dr. (0.3–4.0 Cc.). **c. liniment,** 1 in 10, for chest affections, rheumatism, etc. **c., oleoresin of** (*oleoresina capsici,* U. S P.). Dose ½ gr. (0.03 Gm.). **c. plaster** (*emplastrum capsici,* U. S. P.), prepared from the oleoresin and adhesive plaster. **c., tincture of** (*tinctura capsici,* U. S. P.), contains 10 % of capsicum. Dose 5–30 min. (0.3–2.0 Cc.). **c. wool,** a preparation of absorbent cotton, saturated with oleoresin of capsicum 1 part and ether 30 parts to 19 parts of the cotton.

capsitis (*kap-sit'-tis*). Same as *capsulitis.*

capsogen (*kap'-so-jen*). Trade name of capsicum wool, *q. v.*

capsotherm (*kap'-so-thurm*). Trade name of a capsicum wool with an impermeable backing.

capsotomy (*kap-sot'-o-me*). See *capsulotomy.*

capsula (*kap'-sū-lah*) [L., "a small box"] 1. The internal capsule of the brain; it is the thick layer of fibers between the caudatum and thalamus mesad and the lenticula laterad; it is continuous with the crura caudad, and its expansion is called the *corona* 2. See *capsule.* **c. articularis,** capsular ligament. **c. glomeruli.** See *Bowman's capsule*

capsular (*kap'-su-lar*) [*capsule*]. Pertaining to a capsule. **c. artery,** the middle suprarenal

artery, see *arteries, table of.* **c. cataract,** an opacity of the capsule of the crystalline lens. **c. hemiplegia,** a hemiplegia due to a lesion in the internal capsule. **c. ligament,** the sac or membranous bag that surrounds every movable joint or articulation. It contains the synovial fluid. **c. vein,** the suprarenal vein, see *vein.*

capsulation (*kap-su-la'-shun*) [*capsule*]. The act or process of inclosing in capsules.

capsule (*kap'-sūl*) [dim. of *capsa*, a chest]. 1. A membranous sac inclosing a part. 2. An envelope surrounding certain organisms. 3. A soluble shell for administering medicines. **c., atrabiliary.** Same as *c., suprarenal.* **c., acoustic.** See *c., auditory.* **c., adipose.** See *c. of the kidney.* **c., aqueous, c. of the aqueous humor,** Descemet's membrane. **c., articular.** See *capsular ligament.* **c., auditory,** the primitive auditory organ, formed by the invagination of the nervous stratum of the epiblast. See also *vesicle, auditory.* **c., Bonnet's.** See *Bonnet's capsule.* **c., Bowman's.** See *Bowman's capsule.* **c., Bowman-Mueller's.** See *Bowman's capsule* **c., brain.** See *capsula* (1). **c., cartilage, c. of a cartilage-cell,** the lining of cartilage-cavities containing the cartilage-cells. **c., crystalline.** See *c. of the lens.* **c., external,** a layer of white nerve-fibers forming part of the external boundary of the lenticular nucleus. **c., fibrous.** See *ligament, capsular.* **c. of Glisson.** See *Glisson's capsule.* **c.s, glutoid,** gelatin capsules treated with formaldehyde. **c., hemorrhoidal,** a metal, capsule-shaped device for applying Vienna paste to a hemorrhoid. **c., hyaloid.** See *membrana limitans.* **c., internal,** a layer of nerve-fibers on the outer side of the optic thalamus and caudate nucleus, which it separates from the lenticular nucleus, and containing the continuation upward of the crus cerebri. **c. of the kidney,** the fat-containing connective tissue encircling the kidney. **c. of the lens,** a transparent, structureless membrane inclosing the lens of the eye. **c., Malpighian,** the commencement of the uriniferous tubules. See *Bowman's capsule.* **c. Mueller's.** See *Bowman's capsule.* **c., nasal,** the embryonic cartilage which becomes the nose. **c. of a nerve-cell,** that portion of the neurilemma which covers a ganglion-cell. **c., optic,** the embryonic structure forming the sclera. **c., periotic,** the structure surrounding the internal ear. **c., renal.** See *c., suprarenal.* **c.s, seminal,** expansions of the vasa deferentia near the seminal vesicles; applied by some authorities to the seminal vesicles. Syn., *capsulares seminales.* **c.s, sense,** the cartilaginous or bony cavities containing the organs of sense. **c., suprarenal,** the ductless, glandular body at the apex of each kidney. **c., suprarenal accessory,** an additional capsule attaining the size of a pea and sometimes attached to the suprarenal capsule by connective tissue **c., synovial.** See *membrane, synovial.* **c. of Tenon,** the tunica vaginalis of the eye.

capsulectomy (*kap-sū-lek'-to-me*) [*capsule; ἐκτόμη*, excision]. Excision of a capsule.

capsulitis (*kap-sū-lī'-tis*) [*capsule; ῖτις*, inflammation]. Inflammation of the capsule of the lens or of the fibrous capsule of the eyeball.

capsulociliary (*kap-sū-lo-sil'-e-a-re*) [*capsule; cilium*, an eyelid]. Relating to the capsule of the lens and to the ciliary organ.

capsulolenticular (*kap-sū-lo-len-tik'-ū-lar*) [*capsule; lenticula*, a lentil]. Relating to the lens and to its capsule.

capsulopupillary (*kap-sū-lo-pū'-pil-a-re*) [*capsule; pupilla*, the pupil of the eye]. Relating to the capsule of the lens and to the pupil.

capsulorrhaphy (*kap-sū-lor'-af-e*) [*capsule; ῥάφη*, a suture]. Suture of a capsule, to repair a rent or to prevent dislocation.

capsulotome (*kap'-sū-lo-tōm*). 1. See *cystotome.* 2. An instrument used by Buller in capsulotomy to steady the capsule; it consists of two fine needles fixed parallel to each other in a handle.

capsulotomy (*kap-sū-lot'-o-me*) [*capsule; τέμνειν*, to cut]. The operation of rupturing the capsule of the crystalline lens in cataract-operations.

captation (*kap-ta'-shun*) [*captare*, to desire]. The first or opening stage of the hypnotic trance.

captol (*kap'-tol*). A product of the condensation of tannin and chloral; it is used in 1 to 2 % solution as an antiseborrheal agent and lotion for the hair. Syn., *tannochloral.*

Capuron's cardinal points. Four fixed points of the pelvic inlet, the two iliopectineal eminences anteriorly, and the two sacroiliac joints posteriorly.

caput (*kap'-ut*) [L.; pl., *capita*]. The head; also the chief part or beginning of an organ. **c. breve,** the transversus pedis muscle. **c cæcum coli,** the cecum. **c. caudati,** the base of the corpus striatum. **c. coli,** the head of the colon; the cecum. **c. cordis,** the base of the heart. **c. cornu posterioris.** Same as *c. gelatinosum.* **c. epididymidis,** head of the epididymis, the globus major. **c. galeatum,** a child's head emerging at birth covered with the caul. **c. gallinaginis.** See *verumontanum.* **c. gelatinosum,** the name given to the translucent gray matter covering the dorsomesal periphery of the dorsal horn of the spinal cord. It is a peculiar, striated substance composed of numerous closely crowded cellular elements, in part connective-tissue cells, in part nerve-cells. **c. humerale,** the humeral head. **c. medullæ, c. medullæ oblongatæ,** Bartholin's name for the cerebrum as distinguished from the oblongata. **capita medullæ oblongatæ,** the thalami. **c. Medusæ,** the peculiar plexus of veins surrounding the umbilicus in periportal cirrhosis of the liver. It represents collateral paths for the return of the venous blood from the abdominal viscera. **c. obstipum.** Synonym of *wry-neck.* **c. penis,** the glans penis. **c. quadratum,** the rectangular head of rickets, flattened upon the top and at the sides, with projecting occiput and prominent frontal bosses. **c. succedaneum,** a tumor composed of a serosanguineous infiltration of the connective tissue situated upon the presenting part of the fetus. **c. tali,** the head of the astragalus. **c. testis,** the epididymis. **c. transversum.** The same as *c. breve.*

caputin (*kap'-ū-lin*). A proprietary preparation containing acetanilide.

caraate (*kah-rah-aht'-a*). Mal de los pintos.

carageen, caragheen. See *carrageen.*

caramel (*kar'-am-el*) [Fr., "burnt sugar"]. Cane-sugar deprived of two molecules of water. It is a viscid, brown-colored liquid.

Carapa (*kar'-ap-ah*) [*carapi*, the Guiana name]. A genus of tropical meliaceous trees. *C. guianensis* has an antispasmodic and febrifuge bark, and its seeds afford *carap-oil,* a protective against insects and vermin. *C. moluccensis* is an East Indian tree; the bitter bark is used in diarrhea and the seeds in colic. The fruit and bark of *C. procera,* of the tropics of Asia and Africa, are antiperiodic; the oil from the seeds is anthelmintic and expectorant.

carapine (*kar'-ap-ēn*). An alkaloid from the bark of *Carapa guianensis*.

caraway (*kar'-ah-wā*). See *carum*.

carbamate (*kar'-bam-āt*). A salt of carbamic acid.

carbamic (*kar-bam'-ik*). Obtained from carbamide. **c. acid.** See *acid, carbamic*.

carbamide (*kar'-bam-id*) [*carbo*, a coal; *amide*], CH_4N_2O. Urea

carbamin (*kar-bam'-in*). See *acetonitril*.

carbasus (*kar'-bas-us*) [κάρβασα, fine flax]. Gauze; thin muslin used in surgery. **c. carbolata** (N. F.), carbolized gauze. **c. iodoformata** (N. F.), iodoform gauze.

carbazotate (*kar-baz-o'-tāt*) [*carbo*, a coal; *azotum*, nitrogen]. Same as *picrate*.

carbazotic acid (*kar-baz-ot'-ik*). See *acid, picric*.

carbenzyme (*kar'-ben-zīm*). Trade name of a preparation containing trypsin and charcoal, used in the treatment of tuberculous fistulæ and other tuberculous lesions; it is said to digest dead and disintegrating tissues

carbide (*kar'-bīd*). A compound formed by the direct union of carbon with some radical or element

carbimids (*kar'-bim-idz*). Bodies isomeric with cyanates, but distinguished from true cyanates in that alkalies decompose them into carbon dioxide and amine. Syn, *carbonylamines*.

carbinol (*kar'-bin-ol*) [*carbo*]. Methyl-alcohol, CH_3OH. Also a generic term for the alcohols formed by substituting hydrocarbon radicals for the hydrogen in the methyl radical of carbinol.

carbo (*kar'-bo*) [L.]. A coal; charcoal. **c. animalis** (U. S. P.), animal charcoal; bone-black; it is used in pharmacy and in manufacturing chemistry largely as a decolorizing agent and as a filter. **c. animalis purificatus** (U. S. P.), purified animal charcoal. Dose 20 gr.-1 dr. (1.3-4.0 Gm.). **c. ligni** (U. S. P.), wood-charcoal; an absorbent, disinfectant, and deodorizer, used in poulticing wounds and dressing ulcers. It is used internally in gastrointestinal irritation.

carbocyclic compounds (*kar'-bo-si-klik*). Organic compounds of the closed chain series in which the rings consist of carbon atoms exclusively.

carboformal (*kar-bo-form'-al*). A combination of carbon and paraformaldehyde in the form of blocks (Glüh blocks) for purposes of disinfection, the formaldehyde being liberated by the burning of the carbon.

carbohemia (*kar-bo-he'-me-ah*) [*carbo*; αἷμα, blood]. Imperfect oxidation of the blood.

carbohemoglobin (*kar-bo-hem-o-glo'-bin*). Hemoglobin united with carbon dioxide.

carbohydrate (*kar-bo-hi'-drāt*) [*carbo*; ὕδωρ, water]. An organic substance belonging to the class of compounds represented by the sugars, starches and celluloses; and containing carbon, hydrogen and oxygen. The carbohydrates form a large class of organic compounds; and may be arranged into three groups: the glucoses (monosaccharids), the disaccharids, or sugars; and the polysaccharids. The glucoses are the aldehyde derivatives or ketone derivatives of the hexahydric alcohols, into which they may be converted by the absorption of two hydrogen atoms. They are mostly crystalline substances, very soluble in water, but dissolving with difficulty in alcohol. They possess a sweet taste. The disaccharids and polysaccharids are ethereal anhydrides of the glucoses. They may all be converted into the glucoses by hydrolytic decomposition. The disaccharids are ether-like anhydrides of the hexoses.

carbohydraturia (*kar-bo-hi-drat-ū'-re-ah*) [*carbohydrate*; οὖρον, urine]. The presence of an abnormally large proportion of carbohydrates in the urine; glycosuria.

carbolate (*kar'-bol-āt*). 1. A salt of phenol. 2. To impregnate with phenol.

carbolfuchsin (*kar-bol-fook'-sin*) [*carbo*; *fuchsin*]. A staining fluid consisting of 90 parts of a 5 % aqueous solution of phenol and 1 part of fuchsin dissolved in 10 parts of alcohol.

carbolic (*kar-bol'-ik*) [*carbo*; *oleum*, oil]. Containing or derived from coal-tar oil. **c. acid.** See *acid, carbolic*, and *phenol*.

carbolism (*kar'-bol-izm*) [see *carbolic*]. Phenol poisoning; a diseased state induced by the misuse or maladministration of phenol. **c., cutaneous,** dry gangrene due to the action of liquid phenol or to prolonged application of a solution of it upon the skin.

carbolize (*kar'-bol-īz*) [see *carbolic*]. To impregnate with carbolic acid. To render aseptic or antiseptic by the use of carbolic acid.

carbol-lysoform (*kar-bol-li'-so-form*). A 3 % solution of phenol in lysoform.

carbolmarasmus (*kar-bol-mar-az'-mus*) [*carbolic*; μαρασμός, decay]. Chronic carbolism: a condition marked by vomiting, vertigo, headache, salivation, nephritis, and general marasmus.

carboluria (*kar-bol-ū'-re-ah*) [*carbo*, a coal; *oleum*, oil; οὖρον, urine]. The presence of carbolic acid in the urine, producing a dark discoloration. It is one of the signs of carbolic-acid poisoning.

carbolxylene (*kar-bol-zi'-lēn*). A clearing mixture composed of phenol, 1 part, and xylene, 3 parts; used for clearing microscopic sections which are to be mounted in Canada balsam or other resinous medium.

carbometer. See *carbonometer*.

carbon (*kar'-bon*) [*carbo*]. Charcoal. C = 12; quantivalence II, IV. A nonmetallic element occurring in the various forms of diamond, graphite or "black lead," charcoal, and lampblack. It is the central or characteristic element of organic compounds. **c. dioxide,** the acid, gaseous product, having the composition of CO_2, commonly known as "carbonic-acid gas" or carbonic acid. It is a colorless gas, having a sp. gr. of 1.52, soluble in cold water, and possessing a pungent smell and an acid taste. Inhaled, it destroys animal life by asphyxiation. **c. dioxide snow,** frozen CO_2 used in the treatment of certain skin affections. **c. disulphide** (*carbonei disulphidum*, U. S. P.), carbon bisulphide, CS_2, a colorless, transparent liquid, of offensive odor, highly inflammable, very poisonous. It is used as a solvent for caoutchouc and as a reagent. **c. monoxide,** CO, carbonic oxide, a colorless, tasteless, and inodorous gas, one of the products of imperfect combustion. It is actively poisonous. **c. nitride,** CN, cyanogen. **c. oxysulphide,** a body, COS, formed by conducting sulphur-vapor and carbon monoxide through red-hot tubes; it is a colorless gas, with a faint and peculiar odor. It unites readily with air, forming an explosive mixture, and is soluble in an equal volume of water. It is present in the waters of some mineral springs. **c. tetrachloride,** CCl_4, anesthetic, used in asthma by inhalation.

carbona (*kar-bo'-nah*). A substance containing essentially carbon tetrachloride, and also (often) carbon disulphide.

carbonate [*carbon*]. A salt of carbonic acid. **c., acid,** a substitution-compound of carbonic

acid in which there is replacement of but one of its hydrogen atoms with a base. **c., basic,** a compound of a carbonate with the oxide of the same base. **c., hydric.** See *c., acid.* **c., hydrogen.** 1. Carbonic acid. 2. Acid carbonate. **c., neutral, c., normal,** a substitution-compound of carbonic acid in which a base replaces all its hydrogen.

carbonated (*kar'-bo-na-ted*). 1. Containing carbonic acid or carbon dioxide. 2. Changed into a carbonate

carbone (*kar'-bōn*). A carbuncle.

carbonei disulphidum (*kar-bo'-nē-ī di-sul'-fid-um*). Carbon disulphide; see under *carbon.*

carbonemia (*kar-bon-e'-me-ah*) [*carbo;* αἷμα, blood]. An accumulation of carbon dioxide in the blood.

carboneum (*kar-bon'-e-um*). Carbon.

carbonic (*kar-bon'-ik*). Relating to, obtained from, or containing carbon. **c. acid.** See *carbon dioxide.* **c. anhydride,** carbon dioxide. **c. oxide,** carbon monoxide. **c. snow,** carbon dioxide in crystal form.

carbonide (*kar'-bon-īd*). 1. See *carbide.* 2. A mineral which contains carbon. 3. An oxalate freed from its hydrogen by heat.

carbonite (*kar'-bon-īt*). An oxalate.

carbonization (*kar-bon-iz-a'-shun*) [*carbon*]. The process of decomposing organic substances by heat without air, until the volatile products are driven off with the carbon remains.

carbonize (*kar'-bon-īz*). To char.

carbonometer (*kar-bon-om'-et-er*) [*carbon;* τρον, a measure]. An apparatus for indicating the degree to which the air of a room is vitiated by carbon dioxide.

carbonometry (*kar-bon-om'-et-re*). The determination of the amount of carbon dioxide present in air, by the aid of the carbonometer.

carbonous (*kar'-bon-us*). Containing carbon.

carbonyl (*kar'-bon-il*) [*carbon*]. A hypothetic organic radical having the formula CO.

carbonylamines (*kar-bon-il'-am-ēns*). *Carbimides.* q v.

carborundum (*kar-bo-run'-dum*). A registered trade name for silicon carbide, SiC, a substance of extreme hardness

carbosapol (*kar-bo-sa'-pol*) [*carbo; sapo,* soap]. A clear disinfectant solution obtained by warming together phenol, 50 parts; yellow soda-soap, 25 parts; and soft potash-soap, 25 parts.

carbostyril (*kar-bo-stir'-il*) [*carbo,* charcoal; *styrax,* storax], C_9H_7NO. Oxyquinoline; a compound prepared by digesting quinoline with a bleaching-lime solution.

carbosulphide, carbosulphuret (*kar-bo-sul'-fid, -fur-et*). A compound of carbon and sulphur with a radical

carbothialdin (*kar-bo-thī-al'-din*), $C_4H_{10}N_2S_2$. White crystals obtained on evaporating carbon sulphide with an alcoholic solution of aldehyde ammonia. It is soluble in acids.

carbovinate (*kar-bo-vīn'-āt*). An ethyl carbonate.

carboxyhemoglobin (*kar-boks-e-hem-o-glo'-bin*) [*carboxyl; hemoglobin*]. The compound of carbon monoxide and hemoglobin formed when CO is present in the blood. The carbon monoxide displaces the oxygen and checks the respiratory function of the red corpuscles.

carboxyl (*kar-boks'-il*) [*carbo;* ὀξύς, sharp]. 1. The group, CO.OH, characteristic of the organic acids The hydrogen of this can be replaced by metals, forming salts. 2. Same as *carbonyl.*

carboxylase (*kar-boks'-il-ās*) [*carboxyl; -ase*]. An enzyme existing in yeast which has the power of splitting off CO_2 from the carboxyl group of amino- and other aliphatic acids.

carboy (*kar'-boi*) [Turk., *karaboya*]. A large bottle protected by wickerwork and a wooden box, used in the transportation of corrosive and other liquids.

carbromal (*kar-bro'-mal*). Same as adalin, *q. v.*

carbuncle, carbunculus (*kar'-bung-kl, kar-bung'-kū-lus*) [*carbo*]. A hard, circumscribed, deep-seated, painful suppurative inflammation of the subcutaneous tissue. It differs from a boil in being of greater size, having a flat top, and several points of suppuration. It is erroneously called anthrax.

carbunculosis (*kar-bung-kū-lo'-sis*). A condition characterized by the formation of carbuncles.

carburet (*kar'-bū-ret*). Carbide.

Carcassonne's ligament (*kar-kas-on'*) [Bernard Ganderic *Carcasonne.* French surgeon, 1728–]. See *Colles' fascia.*

carceag. A disease of sheep described by Babes in Rumania; it is probably a form of trypanosomiasis

carcinelcosis (*kar-sin-el-ko'-sis*) [*carcinoma;* ἕλκωσις, ulceration]. A cancerous ulcer. **c. fungosa.** See *cancer verrucosus.*

carcinogenesis (*kar-sin-o-jen'-es-is*) [*carcinoma;* γένεσις, origin]. The origin or production of cancer.

carcinolytic (*kar-sin-o-lit'-ik*) [*carcinoma;* λύσις, solution]. Said of a substance which is destructive to cancer cells.

carcinoma (*kar-sin-o'-mah*) [καρκίνωμα; καρκίνος, a crab; ὄμα, tumor]. Cancer. A malignant epithelial tumor composed of a connective-tissue stroma surrounding groups or nests of epithelial cells. Three varieties are generally described—the squamous, the cylindrical, and the glandular. See *Boas' sign; de Morgan's spots; Semon's symptom; Spiegelberg's sign.* **c., acinous.** See *cancer, acinous.* **c., adenoid, c. adenodes, c. adenoides.** See *cancer, adenoid.* **c. alveolare,** colloid cancer. **c. asbolicum.** See *c., chimney-sweep's.* **c., chimney-sweep's,** epithelioma of the scrotum, occurring among chimney-sweepers, and supposed to be caused by the irritant action of soot. Syn., *soot cancer.* **c., colloid,** one in which the delicate connective-tissue stroma is filled with colloid matter, the result of a colloid degeneration of the epithelial cells. In some cases the degeneration is mucoid instead of colloid. It affects chiefly the alimentary canal, uterus, etc. **c. cutaneum,** epithelioma, or rodent ulcer. **c., cylindrical,** one in which the cells tend to assume a cylindrical or columnar shape. This shape is best seen in the cells nearest the periphery of the nests. **c. durum,** a hard cancer. **c., encephaloid,** one of rapid growth, with a small amount of stroma, large alveoli, and greater amount of cells and blood-vessels. **c., fibromedullary,** one containing about an equal portion of cells and stroma. **c. fibrosum, c., fibrous.** See *c., scirrhous.* **c. glandular,** a carcinoma in which the cells are of the glandular or secreting type; adenocarcinoma. **c., hyaline.** See *c., colloid.* **c., lenticular,** a form of scirrhous cancer. **c. melanodes,** a pigmented cancer. **c. molle,** a soft or a medullary cancer. **c. mucosum,** colloid cancer. **c. nigrum.** See *melanocarcinoma.* **c. psammosum,** one in which stratified calcareous concretions differing from those found in psammomata have replaced the epithelial elements. **c., reticulated,** one which has undergone fatty metamorphosis and exhibits its stroma more

distinctly. **c. sarcomatodes, c., sarcomatous,** an adenocarcinoma which has undergone sarcomatous degeneration of the connective tissue **c., scirrhous,** a form which occurs most commonly in the breast; it has a stout, fibrillated stroma, closely packed with large nucleated cells. Syn., *hard carcinoma.* **c. scroti, c. scroti asbolicum.** See *c., chimney-sweep's.* **c., squamous,** one derived from squamous epithelium; the cells are cuboid in shape **c. ventriculi,** cancer of the stomach. **c., villous.** See *papilloma.*

carcinomatoid (*kar-sin-o'-mat-oid*) [*carcinoma; εἶδος*, appearance]. Resembling a carcinoma.

carcinomatophobia (*kar-sin-o-mat-o-fo'-be-ah*) [*carcinoma; φόβος*, fear]. Fear of acquiring cancer.

carcinomatosis (*kar-sin-o-mat-o'-sis*). The pathological condition giving rise to carcinomata.

carcinomatous (*kar-sin-o'-mat-us*) [*carcinoma*]. Relating to or affected with carcinoma.

carcinomelcosis (*kar-sin-om-el-ko'-sis*). See *carcinelcosis.*

carcinopolypus (*kar-sin-o-pol'-e-pus*). A cancerous polyp.

carcinosarcoma (*kar-sin-o-sar-ko'-mah*) [*carcinoma; sarcoma*] A mixed tumor having the characters of carcinoma and sarcoma; it usually affects the thyroid gland.

carcinosis (*kar-sin-o'-sis*) [*carcinoma*]. 1. A carcinomatous cachexia; a tendency to the development of malignant disease. 2. A form of carcinoma, usually fatal, beginning generally in the uterus or the stomach and spreading to the peritoneum. **c., acute,** rapidly fatal carcinosis. **c., miliary,** one in which there are many secondary nodules the size of miliary tubercles. **c., miliary, acute,** the rapid formation of minute cancerous nodules, either primary or secondary, within an internal organ or upon its surface.

carcinous (*kar'-sin-us*). Cancerous

carcinus (*kar'-sin-us*) [*καρκίνος*, crab]. Same as cancer, or carcinoma.

carcoma (*kar-ko'-mah*) [Spanish]. 1. A disease caused by luminous radium paint. 2. Mahogany colored granules found in the feces in tropical countries

cardamom, cardamomum (*kar'-dam-om, kar-dam-o'-mum*) [L.]. The fruit of *Elettaria cardamomum,* cultivated in Malabar. Its properties are due to a volatile oil, $C_{10}H_{16}$. It is an aromatic, carminative stomachic, used as an ingredient of several "bitters." When combined with purgatives it is useful to prevent griping. **c., infusion of.** Dose 2 oz. (64 Cc.). **c., tincture of** (*tinctura cardamomi,* U. S. P.), 20 % strength. Dose ½–2 dr. (2–8 Cc.). **c., tincture of, compound** (*tinctura cardamomi composita,* U. S. P.), cardamom, 20; cinnamon, 20; caraway, 10; cochineal, 5; glycerol, 60; dilute alcohol, q. s. ad 1000 parts. Dose ½–2 dr. (2–8 Cc.).

Cardarelli's symptom (Antonio *Cardarelli,* Italian physician, 19th century). See *Oliver's symptom.*

Carden's amputation (*kar'-den*) [Henry Douglas *Carden,* English surgeon, –1872]. Amputation through the condyles of the femur just above the articular surface; a single rounded flap is removed from the front of the joint, and the operation is completed by a circular incision.

cardia (*kar'-de-ah*). 1. The heart. 2. The esophageal orifice of the stomach. 3. The fundus of the stomach.

cardiac (*kar'-de-ak*) [*cardia*]. 1. Pertaining to the heart. 2. Pertaining to the cardia of the stomach 3. A drug acting especially on the heart. **c. cycle,** the period included between the beginning of one heart-beat and the beginning of another. **c. dropsy,** a dropsical effusion due to heart disease with loss of compensation. **c. ganglia,** ganglia lying in the grooves and substance of the heart—the principal ones are Remak's and Bidder's, the first on the surface of the sinus venosus, and the latter (2) at the auriculoventricular groove. **c. impulse,** the elevation caused by the movement of the heart, usually seen in the fifth left intercostal space. **c. murmur.** See *murmur, cardiac.* **c. orifice** (of the stomach), the esophageal orifice. **c. passion.** See *cardialgia.* **c. plexus.** See *plexus, cardiac.* **c. rhythm,** the term given to the normal regularity in the force and volume of the individual heart-beats. **c. sign,** with the patient in the recumbent position the area of cardiac dulness is diminished; found in cases of carcinoma.

cardiactia (*kar-de-ak'-te-ah*) [*καρδία*, heart; *arctus,* bound]. Cardiac stenosis.

cardiagra (*kar-de-a'-grah*) [*καρδία*, heart; *ἄγρα*, seizure]. 1. Gouty attack of the heart. 2. Angina pectoris

cardiagraphy (*kar-de-ag'-raf-e*). See *cardiography* (2).

cardialgia (*kar-de-al'-je-ah*) [*cardia; ἄλγος*, pain]. Pain in the region of the heart, usually due to gaseous distention of the stomach; heartburn. Syn., *morbus cardiacus; morsus stomachi; morsus ventriculi.* **c. icterica,** heartburn with jaundice. **c. inflammatoria,** gastritis. **c. sputatoria,** pyrosis.

cardiameter (*kar-de-am'-et-er*) [*cardia, μέτρον*, measure]. An apparatus for determining the position of the cardiac orifice of the stomach.

cardiamorphia (*kar-de-am-or'-fe-ah*) [*καρδία*, heart; *ἀ*, priv.; *μορφή*, form]. Deformity or malformation of the heart.

cardianastrophe (*kar-de-an-as'-tro-fe*) [*καρδία*, heart; *ἀναστροφή*, a turning back] Congenital displacement of the heart to the right side of the chest.

cardianesthesia (*kar-de-an-es-the'-ze-ah*) [*cardia; ἀναισθησία*, want of feeling]. A condition of the heart marked by lack of sensation.

cardianeuria (*kar-de-ah-nū'-re-ah*) [*καρδία*, heart; *ἀ*, priv.; *νεῦρον*, a nerve]. Lack of nerve-stimulus to the heart.

cardianeurysma (*kar-de-an-ū-riz'-mah*) [*cardia; ἀνεύρυσμα*, a widening]. Aneurysm of the heart.

cardiant (*kar'-de-ant*) [*cardia*] 1. Affecting the heart. 2 A remedy that affects the heart. 3 A cardiac stimulant.

cardiaortic (*kar-de-ah-or'-tik*). Relating to the heart and the aorta.

cardiaplegia (*kar-de-ah-ple'-je-ah*). See *cardioplegia.*

cardiasthenia (*kar-de-as-the'-ne-ah*) [*cardia; ἀσθένεια*, weakness]. A peculiar weakness of the heart due to neurasthenic conditions.

cardiasthma (*kar-de-az'-mah*) [*καρδία*, heart; *ἆσθμα*, asthma]. Dyspnea or so-called asthma due to heart disease.

cardiataxia (*kar-de-at-ak'-se-ah*) [*καρδία*, heart; *ataxia*]. Incoördination of the contractions of the heart.

cardiatelia (*kar-de-ah-te'-le-ah*). See *atelocardia*

cardiatomy. See *cardiotomy.*

cardiatrophia (*kar-de-at-ro'-fe-ah*) [*καρδία*, heart; *ἀτροφία*, wasting]. Atrophy of the heart.

cardiauxe (*kar-de-awks'-e*) [*καρδία*, heart; *αὔξη*, increase]. Enlargement of the heart.

cardicentesis (*kar-de-sen-te'-sis*). See *cardiocentesis.*

cardiechema (*kar-de-ek-e'-mah*) [*καρδία*, heart; *ἦχημα*, sound; *pl., cardiechemata*]. A sound produced in or by the heart.

cardiectasis (*kar-de-ek'-tas-is*) [*καρδία*, heart; *ἔκτασις*, a stretching out]. Dilatation of the heart.

cardiectomy (*kar-de-ek'-to-me*) [*cardia; ἐκτομή*, cutting out]. Excision of the cardiac end of the stomach.

cardielcosis (*kar-de-el-ko'-sis*) [*cardia; ἕλκωσις*, ulceration] Ulceration of the heart.

cardiemphraxia (*kar-de-em-fraks'-e-ah*) [*καρδία*, heart; *ἔμφραξις*, obstruction]. Obstruction to the blood-current in the heart.

cardiethmoliposis (*kar-de-eth-mo-lip-o'-sis*) [*cardia; ἠθμός*, a sieve, *λίπος*, fat] A deposit of fat in the connective tissue of the heart.

cardieurysma (*kar-de-u-ris'-mah*) [*καρδία*, heart; *εὐρύς*, wide]. Dilatation of the heart

cardin (*kar'-din*). A fluid preparation of sheep-hearts digested in glycerol and boric acid, used subcutaneously as a heart-tonic and diuretic. Dose 50 min.–1½ dr. (3–5 Cc.).

cardinal (*kar'-din-al*) [*cardo*, a hinge]. Important; preeminent. **c.-flower,** a common name for several species of *Lobelia*, chiefly *Lobelia cardinalis*. **c. points of Capuron.** See *Capuron's cardinal points*. **c. veins,** the venous trunks which, in the embryonic stage, form the primitive jugular veins.

cardio- (*kar-de-o-*) [*cardia*]. A prefix meaning relating to the cardia.

cardioaccelerator (*kar-de-o-ak-sel'-er-a-tor*). Hastening the action of the heart. **c. center.** See *center, cardioaccelerator*.

cardioaortic (*kar-de-o-a-or'-tik*). Relating to the heart and the aorta. **c. interval,** the interval between the apex beat and the arterial pulse.

cardioarterial (*kar-de-o-ar-te'-re-al*). Pertaining to the heart and the arteries.

cardioaugmentor (*kar-de-o-aug-men'-tor*). Increasing the vigor or force of the heart-beat.

cardiocele (*kar'-de-o-sēl*) [*cardio-; κήλη*, hernia]. Hernia of the heart **c. abdominalis,** hernial protrusion of the heart into the abdomen.

cardiocentesis (*kar-de-o-sen-te'-sis*) [*cardio-; κέντησις*, puncture]. Puncture of one of the chambers of the heart to relieve engorgement.

cardiocinetic. See *cardiokinetic*.

cardiocirrhosis (*kar-de-o-sir-o'-sis*) [*cardia; cirrhosis*]. Heart disease in association with cirrhosis of the liver.

cardioclasia (*kar-de-o-kla'-ze-ah*) [*cardio-; κλάσις*, rupture]. Rupture of the heart.

cardiodemia (*kar-de-o-de'-me-ah*) [*cardio-; δημός*, fat] Fatty heart; fatty degeneration of the heart.

cardiodilator (*kar-de-o-di-la'-tor*). An instrument for dilating the cardia.

cardiodynia (*kar-de-o-din'-e-ah*) [*cardio-; ὀδύνη*, pain]. Pain in or about the heart.

cardiodysesthesia, (*kar-de-o-dis-es-the'-ze-ah*) [*cardia; δυς*, bad; *αἰσθησις*, perception]. Defective innervation of the heart.

cardiodysneuria (*kar-de-o-dis-nū'-re-ah*). See *cardiodysesthesia*.

cardiogmus (*kar-de-og'-mus*) [*cardio-; ὄγμος*, a furrow]. 1. Cardialgia. 2. Aneurysm of the heart. 3. Angina pectoris. **c. strumosus,** synonym of exophthalmic goiter.

cardiogram (*kar'-de-o-gram*) [*cardio-; γράμμα*, a writing]. The tracing of the cardiac impulse made by the cardiograph.

cardiograph (*kar'-de-o-graf*) [*cardio-; γράφειν*, to write]. An instrument for registering graphically the modifications of the pulsations of the heart.

cardiographer (*kar-de-og'-ra-fer*) [see *cardiograph*]. An authority upon diseases of the heart.

cardiographic (*kar-de-o-graf'-ik*) [*cardio-; γράφειν*, to write]. Pertaining to or recorded by the cardiograph

cardiography (*kar-de-og'-ra-fe*) [*cardio-; γράφειν*, to write]. 1. The use of the cardiograph. 2. A description of the anatomy of the heart.

cardiohepatic (*kar-de-o-hep-at'-ik*) [*cardio-; ἧπαρ*, liver]. Pertaining to the heart and the liver.

cardioid (*kar'-de-oid*) [*cardio-; εἶδος*, likeness]. Like a heart.

cardioinhibitory (*kar-de-o-in-hib'-it-o-re*) [*cardio-; inhibere*, to restrain]. Inhibiting or diminishing the heart's action. The cardioinhibitory fibers pass to the heart through the pneumogastric nerves.

cardiokinetic (*kar-de-o-kin-et'-ik*) [*cardio-; κινεῖν*, to move]. 1. Exciting the heart-action. 2. An agent which excites the action of the heart

cardiolith (*kar'-de-o-lith*) [*cardio-; λίθος*, a stone] A cardiac concretion.

cardiologist (*kar-de-ol'-o-jist*) [see *cardiology*]. A specialist in disorders of the heart.

cardiology (*kar-de-ol'-o-je*) [*cardio-; λόγος*, discourse]. The anatomy, physiology, and pathology of the heart.

cardiolysis (*kar-de-ol'-is-is*) [*cardio-; λύσις*, loosening]. Resection of the ribs and sternum over the pericardium to free the latter from its adhesions to the anterior chest-wall in adhesive mediastinopericarditis.

cardiomalacia (*kar-de-o-mal-a'-she-ah*) [*cardio-; μαλακία*, softness]. Softening of the heart.

cardiomegalia (*kar-de-o-meg-a'-le-ah*) [*cardio-; μέγας*, large]. Cardiac enlargement.

cardiomelanosis (*kar-de-o-mel-an-o'-sis*) [*cardio-; melanosis*]. Melanosis of the heart.

cardiometer (*kar-de-om'-et-er*) [*cardio-; μέτρον*, a measure]. An instrument for estimating the force of the heart's action.

cardiometry (*kar-de-om'-et-re*) [*cardio-; μέτρον*, a measure]. The estimation of the size and dimensions of the heart (as by means of auscultation and percussion).

cardiomyoliposis (*kar-de-o-mi-o-lip-o'-sis*) [*cardio-; μῦς*, muscle, *λίπος*, fat]. Fatty degeneration of the heart-muscle.

cardiomyomalacia (*kar-de-o-mi-o-mal-a'-she-ah*). See *cardiomalacia*.

cardioncus (*kar-de-ong'-kus*) [*cardio-; ὄγκος*, a tumor]. An aneurysm in the heart or one in the aorta close to the heart.

cardionecrosis (*kar-de-o-nek-ro'-sis*) [*cardio-; νέκρωσις*, a killing]. Gangrene of the heart.

cardionephric (*kar-de-o-nef'-rik*) [*cardio-; νέφρος*, kidney]. Pertaining to the heart and the kidneys.

cardionosos, cardionosus (*kar-de-on-o'-sos, -sus*) [*cardio-; νόσος*, disease]. Any pathological affection of the heart.

cardiopalmus (*kar-de-o-pal'-mus*) [*cardio-; παλμός*, palpitation]. Palpitation of the heart.

cardioparaplasis, cardioparaplasmus (*kar-de-o-par-a-pla'-sis, -plaz'-mus*) [*cardio-; παραπλάζειν*, to wander from the right way]. Cardiac malformation.

cardiopath (*kar'-de-o-path*) [*cardio-; πάθος*, disease]. A sufferer from heart disease.

cardiopathy (*kar-de-op'-a-thē*) [*cardio-*; *πάθος*, disease]. Any disease of the heart.

cardiopericarditis (*kar-de-o-per-e-kar-dī'-tis*) [*cardio-*; *pericardium*; *ιτις*, inflammation]. Associated carditis and pericarditis; inflammation of the heart tissues and of the pericardium.

cardiophone (*kar'-de-o-fōn*) [*cardio-*; *φωνή*, voice]. An instrument for hearing the heart sounds.

cardiophtharsis (*kar-de-of-thar'-sis*) [*cardio-*; *φθείρειν*, to corrupt]. Any affection of the heart causing destruction of its substance.

cardioplegia (*kar-de-o-ple'-je-ah*) [*cardio-*; *πληγή*, a stroke]. Paralysis of the heart.

cardiopneumatic (*kar-de-o-nū-mat'-ik*); [*cardio-*; *πνεῦμα*, breath]. Pertaining to the heart and respiration. **c. movements**, those movements of the air in the lungs that are caused by the pulsations of the heart and larger vessels

cardiopneumograph (*kar-de-o-nū'-mo-graf*) [*cardio-*; *πνεῦμα*, breath; *γράφειν*, to write]. An instrument designed for graphically recording cardiopneumatic movements.

cardioptosis (*kar-de-op-to'-sis*) [*cardio-*; *πτῶσις*, falling]. Prolapse of heart. *Rummo's disease.*

cardiopulmonary (*kar-de-o-pul'-mon-a-re*). Relating to the heart and lungs, cardiopulmonic.

cardiopuncture (*kar-de-o-punk'-chūr*) [*cardio-*; *punctura*, a puncture]. 1. Cardiocentesis. 2. Any surgical or vivisectional puncture of the heart.

cardiopyloric (*kar-de-o-pi-lor'-ik*) [*cardio-*; *pyloric*]. Referring to both the cardiac and pyloric portions of the stomach.

cardiorenal (*kar-de-o-re'-nal*) [*cardio-*; *ren*, kidney]. Relating to the heart and the kidneys.

cardiorrhaphy (*kar-de-or'-af-e*). Heart suturing.

cardiorrheuma (*kar-de-or-u'-mah*) [*cardio-*; *rheumatism*]. Rheumatism of the heart.

cardiorrhexis (*kar-de-or-eks'-is*) [*cardio-*; *ῥῆξις*, a tearing]. Rupture of the heart.

cardioschisis (*kar-de-os'-kis-is*). [*cardio-*; *σχίσις*, a cleaving. The tearing apart of adhesions which exist between the heart and the chest-wall in adhesive pericarditis.

cardiosclerosis (*kar-de-o-skle-ro'-sis*) [*cardio-*; *σκληροῦν*, to harden]. Induration of the tissues of the heart. See *fibroid heart.*

cardioscope (*kar'-de-o-skōp*) [*cardio-*; *σκοπεῖν*, to view]. An instrument for the observation of the movements or of lesions of the heart.

cardiospasm (*kar'-de-o-spasm*) [*cardio-*; *σπασμός*, a drawing]. 1. A spasm of the heart. 2. Spasmodic contraction of the esophageal opening of the stomach.

Cardiospermum (*kar-de-o-sper'-mum*) [*cardio-*; *σπέρμα*, seed]. A genus of plants of the order *Sapindaceæ*. *C. halicacabum* is a climbing tropical annual; the leaves and mucilaginous root are diuretic and diaphoretic.

cardiosphygmograph (*kar-de-o-sfig'-mo-graf*). An instrument for the simultaneous recording of the heart and pulse movements

cardiostenosis (*kar-de-o-ste-no'-sis*) [*cardio-*; *στένωσις*, narrowing]. Constriction of the heart, especially of the *conus arteriosus*; also the development of such a constriction.

Cardiotachometer (*kar-de-o-tak-om'-et-er*) [*cardio-*; *τάχος*, speed; *μέτρον*, measure]. An instrument by means of which the total number of heart-beats may be counted over long periods of time while the subject of the test is actively moving about.

cardiotomy (*kar-de-ot'-o-me*) [*cardio-*; *τομή*, cutting]. 1. The anatomy or dissection of the heart. 2. Incision of the heart. 3. Incision of the cardiac end of the stomach.

cardiotopography (*kar-de-o-to-pog'-ra-fe*) [*cardio-*; *τόπος*, place; *γράφειν*, to write]. The topography or topographic anatomy of the heart and the cardiac area.

cardiotoxic (*kar-de-o-toks'-ik*) [*cardio-*; *τόξικον*, poison]. Having a poisonous effect upon or through the heart.

cardiotrauma (*kar-de-o-traw'-mah*) [*cardio-*; *τραῦμα*, a wound]. Heart traumatism or wound.

cardiotromus (*kar-de-ot'-ro-mus*) [*cardio-*; *tremere*, to tremble] Fluttering of the heart.

cardiotrophe, cardiotrophia (*kar-de-ot'-ro-fe, kar-de-ot-ro'-fe-ah*) [*cardio-*; *τροφή*, nourishment]. 1. Heart-nutrition. 2. The volume of the heart.

cardiovalvulotome (*kar-de-o-val'-vū-lo-tōm*) [*cardio-*; *valve*; *τόμη*, a cutting]. An instrument for excising part of a valve (mitral) of the heart.

cardiovascular (*kar-de-o-vas'-kū-lar*) [*cardio-*; *vasculum*, a small vessel]. Pertaining to the heart and the blood-vessels

cardipaludism (*kar-de-pal'-u-dizm*) [*καρδία*, heart; *paludism*]. Malarial disturbance of the heart.

cardipericarditis (*kar-de-per-e-kar-dī'-tis*). See *cardiopericarditis.*

carditic (*kar-dit'-ik*) [*καρδία*, the heart; *ιτις*, inflammation]. Relating to carditis *q. v.*

carditis (*kar-dī'-tis*) [*cardia*; *ιτις*, inflammation]. Inflammation of the heart. **c., internal.** Synonym of *endocarditis.*

cardivalvulitis (*kar-de-val-vū-lī'-tis*) Endocarditis confined to the valves.

cardol (*kar'-dol*). See *anacardium.*

Carduus (*kar'-du-us*) [L., "a thistle"]. The seeds of *C. marianus*, St. Mary's-thistle, and *C. benedictus*, blessed thistle. The latter is used mainly as a tonic bitter. Dose of *decoction* 1 dr.–½ oz. (4–16 Cc.); of *tincture* 10–20 min. (0.6–1.2 Cc.).

cargel (*kar'-jel*). Trade name of an emulsion of lanolin in an aqueous solution of mild silver protein and casein.

cargentos (*kar-jen-tos*). Colloidal silver oxide containing about 50% of silver, and used similarly to silver nitrate.

Cargile membrane (*kar'-gīl*) [Charles H. *Cargile*, American surgeon, 1853–]. A membrane like gold-beaters' foil, from the peritoneum of the ox: used in surgery for packing and to prevent adhesions; it adheres to the raw surface of the bowel without stitches and forms an artificial peritoneum. Syn., *animal velum.*

carinated (*kar'-re-a-ted*). Carious.

caribi (*kah-re'-be*). Epidemic gangrenous proctitis.

carica (*kar'-ik-ah*) [*carica*, a dry fig]. A genus of plants; order, *Papayaceæ*. *C. papaya*, the papaw-tree of tropical America, contains in its leaves and fruit the alkaloid carpaine, besides the ferment papain or papayotin; the leaves also contain the glucoside carposid. The milky juice and the seeds are anthelmintic. **c.-coca**, a preparation of cocoa and papain.

caricin (*kar'-is-in*). See *papain.*

caricous (*kar'-ik-us*) [*carica*, a fig]. Fig-shaped, as a carcous tumor.

caries (*ka'-re-ēz*) [L., "rottenness"]. A molecular death of bone or teeth, corresponding to ulceration in the soft tissues. See *Rust's sign.* **c. articulorum.** 1. Caries of a joint. 2. See *c. fungosa.* **c., atonic**, a form described by Billroth, attended with but little swelling and a thin, fetid discharge. **c. callosa**, syphilitic chancre. **c. carnosa**, fungous caries, marked by large granulation-masses. **c. centralis**, circumscribed chronic osteomyelitis, which, working from with-

in, causes disease of the cortical substances. Syn., *osteitis interna*. **c. dentis, c. dentium.** See *c. of teeth*. **c. fungosa,** tuberculosis of a bone with attached sequestrum, the meshes of the latter being filled with granulations growing into them from the inner surface of the cavity **c. gallica,** syphilitic chancre. **c. granulosa.** See *c. fungosa*. **c. humida,** a form in which suppuration is present. **c. interna.** See *c. centralis*. **c., lacunar,** a form in which the undermined bone is full of lacunæ. **c. mollis.** See *c. fungosa*. **c., necrotic,** a form in which portions of the bone lie in a suppurating cavity. **c. nongallica,** simple chancre. **c. profunda.** See *c. centralis*. **c. sicca,** a form of tuberculous caries characterized by absence of suppuration, obliteration of the cavity of the joint, and sclerosis and concentric atrophy of the articular extremity of the bone. **c. of spine,** tuberculous osteitis of the bodies of the vertebræ and intervertebral fibrocartilage, producing curvature of the spine. Syn., *Pott's disease*. **c. strumosa,** tuberculous caries. **c. of teeth,** a chemical decomposition of the earthy part or any portion of a tooth, accompanied by partial or complete disorganization of the animal framework of the affected part. Syn., *odontonecrosis*. **c. tuberculosa,** tuberculous caries.

cariesin (*ka-ri-es'-in*). A medical preparation of carious bone.

carina (*kar-i'-nah*) [L., "the keel"]. 1. Any keel-like structure. 2. A mesial ridge on the lower surface of the fornix cerebi. 3. The spinal column. **c. aquæductus Sylvii,** the carinate inferior margin of the Sylvian aqueduct. **c. tracheæ,** a ridge across the bottom of the trachea between the origin of the two bronchi. **c. vaginæ,** the anterior column of the vagina.

carinal (*kar'-in-al*). Carinate.

carinate (*kar'-in-āt*) [*carina*]. Keeled.

cariosity (*kar-e-os'-it-e*). See *caries*.

carious (*ka'-re-us*) [*caries*]. 1. Pertaining to or affected with caries. 2. Marked by irregular pits or perforations so as to present the appearance of carious bone.

Carissa (*kar-is'-ah*) [L.]. A genus of shrubs. See *ouabain*

carissin (*kar-is'-in*). According to Bancroft, a glucoside from the bark of *Carissa ovata*, resembling ouabain in action.

Carleton's spots (*karl'-ton*) [Bukk G. *Carleton*, American physician, 1856–]. Areas of sclerotic tissue in the long bones in cases of gonorrheal infection.

Carlsbad salt (*kahrlz'-bahd*) A salt supposed to be prepared from Carlsbad water. **C. water.** A famous mineral water used largely for chronic affections of the gastrointestinal tract, obesity, gout, and diabetes.

carmalum, Mayer's. A stain consisting of carminic acid, 1; alum, 10; water, 200 parts It is well adapted for sections cut on the freezing microtome.

carmin (*kar'-min*), $C_{17}H_{18}O_{10}$. A coloring-matter extracted from cochineal.

carminant (*kar'-min-ant*) [*carmen*, a charm]. 1. Carminative. 2. A carminative agent or medicine.

carminative (*kar-min'-at-iv*) [*carminare*, to card; hence, to cleanse]. Having the power to cure flatulence and colic. Carminatives are generally aromatics.

carminophile (*kar-min'-o-fil*) [*carmin; φιλεῖν*, to love]. Readily stainable with carmin.

carnal (*kar'-nal*) [*carnalis*, fleshly]. Pertaining to flesh. **c. knowledge,** sexual intercourse.

carnallite (*kar'-nal-īt*) [v. *Carnall*, Prussian mineralogist 1804–1874]. Potassium-magnesium chloride.

carnation (*kar-na'-shun*) [*carnatio*]. The natural color of flesh.

carnauba (*kar-na-oo'-bah*) [Braz.]. 1. The root of *Copernicia cerifera*, a wax-producing palm-tree of tropical America. It is used in Brazil as an alternative and resembles sarsaparilla in its properties. Dose of the *fluidextract* 30 min.–1 dr. (2–4 Cc.). 2. See *C. wax*. **c. wax,** the wax obtained from *Copernicia cerifera*.

carneoaponeurotic (*kar-ne-o-ap-on-ū-rot'-ik*). Fleshy and pertaining to an aponeurosis.

carneopapillosus (*kar-ne-o-pap-il-o'-sus*). Composed of fleshy papillæ, as the columns of the vagina.

carneotendinous (*kar-ne-o-ten'-din-us*). Both muscular and tendinous.

carneous (*kar'-ne-us*) [*carneus*, of flesh]. Fleshy. **c. columns.** See *columnæ carneæ*.

carniferrin (*kar-ne-fer'-in*). A tasteless meat preparation containing phosphocarnic acid and 30% of iron. Dose for adults 8 gr. (0.52 Gm.). Syn., *iron phosphosarcolactate*.

carniferrol (*kar-nif'-er-ol*). A preparation of meat-peptone with iron; it is used as a stimulant dietetic. Syn., *liquor carnis ferropeptonatus*

carnification (*kar-nif-ik-a'-shun*) [*caro, carnis*, flesh; *facere*, to make]. A term indicating the alteration of tissue, especially the lung, to a dense, fleshy appearance. **c. of bone.** See *osteosarcosis*. **c. of the lung, congestive,** brown induration of the lung. **c. of the lungs, c., pulmonary.** 1. The change of the parenchyma of the lungs into a red material resembling muscle. 2. A consolidation of the lung from action of inflammation

carniformis (*kar-ne-form'-is*) [see *carnification*]. Having a flesh-like appearance, *e. g.*, *abscessus carniformis*.

carnigen (*kar'-ne-jen*). A dietetic albumose.

carnine (*kar'-nen*) [*caro, carnis*, flesh], $C_7H_8N_4O_3$. A leukomaine isolated from American meat-extract, but not from muscle tissue itself; also obtained from yeast and wine.

carnitine (*kar'-nit-ēn*) [*caro, carnis*, flesh]. A nitrogenous base found in muscle tissue; it has but little physiological action.

carnivorous (*kar-niv'-o-rus*) [*caro, carnis*, flesh; *vorare*, to devour]. Flesh-eating.

Carnochan's operation (*kar'-no-kan*) [John Murray *Carnochan*, American surgeon, 1817–1887]. 1. *For elephantiasis:* ligation of the main artery of the limb 2. *For neuralgia:* removal of the second division of the fifth nerve, together with the sphenopalatine ganglion as far back as the foramen rotundum.

carnogen (*kar'-no-jen*) [*caro, carnis*, flesh; *generare*, to produce]. Glycerite of bone-marrow, containing 60% of red marrow and 25% of unaltered fibrin of ox-blood, with albumin, suspended in glycerol It is a hematinic and used chiefly in pernicious anemia. Dose 1–2 tablespoonfuls 3 times daily.

carnolin (*kar'-nol-in*). A solution of 1.5% of formaldehyde; it is a food-preservative and disinfectant.

carnose (*kar'-nōs*) [*carnosus*, fleshy]. Resembling or having the consistence of flesh.

carnosin (*kar'-no-sin*), $C_9H_{14}N_4O_3$. A base, soluble in water, related from Liebig's meat-

extract; it melts with decomposition at 239°C.

carnosity (*kar-nos'-si-e*) [*carnosus*, fleshy]. A fleshy growth or excrescence.

Carnot's solution (*kar'-no*). A sol. of gelatin, 5 to 10 %, in normal saline A local hemostatic.

carnotite (*kar-no-tīt*). Hydrated potassium-uranium vanadate; said to be a source of radium.

caro (*ka'-ro*) [L. *gen.*, *carnis*]. Flesh. **c. luxurians**, exuberant granulation

Caroba (*kar-o'-bah*) [L] The leaflets of *Jacaranda procera* and of *Cybistax antisyphilitica*. It is a popular Brazilian remedy as an emetocathartic, alterative, and tonic in syphilis and in yaws. Dose of the *fluidextract* 15 min.–1 dr. (1–4 Cc.).

carobin (*kar'-o-bin*). A crystalline body obtained from *Jacaranda procera*.

caroid (*kar'-oid*). A digestive ferment obtained from *Carica papaya;* a pale-yellow powder. Dose 1–3 gr. (0.065–0.2 Gm.).

carolinium (*kar-o-lin'-e-um*). The name, given by Baskerville to a supposed new element.

carolone (*kar'-o-lōn*). A mixture of skimmed milk and nut oil; used as a food product.

carone (*kar'-ōn*). A substance obtained from dihydrocarvone by action of hydrobromic acid

Carony bark (*kar-o'-ne*) [*Caroni*, a river in Venezuela]. Angustura bark.

carotene (*kar'-o-tēn*) [L *carota*]. See *carotin*

carotic (*kar-ot'-ik*) [*κάρος*, stupor]. 1. Carotid. 2. Stupefying; or of the nature of stupor. 3. A drug to produce sleep.

caroticoclinoid (*kar-ot-ik-o-kli'-noid*). Relating to a carotid artery and a clinoid process of the sphenoid bone.

caroticotympanic (*kar-ot-ik-o-tim-pan'-ik*). Relating to the carotid canal and the tympanum.

carotid (*kar-ot'-id*) [*καρόειν*, to produce sleep]. 1 The carotid artery, the principal large artery on each side of the neck. See under *artery*. 2. Of or relating to the carotid artery. **c. gland.** See under *gland*. **c. plexus,** the nerve-plexus around the carotid artery. **c. tubercle,** the anterior tubercle of the transverse process of the sixth cervical vertebra.

carotidaneurysma (*kar-o-tid-an-ū-riz'-mah*). Aneurysm of the carotid artery.

carotidin (*kar-ot'-id-in*) [*carotid*] Extract of the carotid gland. A blood-pressure depressant

carotin (*kar'-o-tin*). The yellow pigment in carrots and other food-stuffs, corpus luteum, etc , it contains vitamin A. See *carotene*.

carotinemia (*kar-o-tin-ē-me-ah*). The presence of carotin in the circulating blood.

carotinoid (*kar-o'-tin-oid*) [*carotin*]. 1. Possessing a yellow color similar to carotin. 2. A member of the group of chromolipoids which includes carotins and xanthophyls.

carotis (*kar-ot'-is*) [L.]. The carotid artery. **c. cephalica, c. cerebralis,** the internal carotid artery. **c communis,** the common carotid artery. **c. externa, c. facialis,** the external carotid artery. **c. interna,** the internal carotid artery. **c. primitiva,** the common carotid artery.

carpagra (*kar-pag'-rah*) [*carpus; ἄγρα*, a seizure]. A sudden attack of pain at the wrist.

carpaine (*kar-pa'-ēn*), $C_{14}H_{21}NO_3$. An alkaloid from the leaves of *Carica papaya* It is used for treatment of heart disease. Dose $\frac{1}{10}$–$\frac{1}{4}$ gr. (0.006–0.01 Gm.) subcutaneously, every day or every second day. **c. hydrochloride,** $C_{14}H_{21}NO_3HCl$, bitter white crystals, soluble in water. Used in mitral insufficiency and aortic stenosis. Dose $\frac{1}{4}$–$\frac{1}{2}$ gr. (0 013–0.022 Gm.) daily. Injection $\frac{1}{10}$–$\frac{1}{8}$ gr. (0 0065–0 011 Gm.) daily.

carpal (*kar'-pal*) [*καρπός*, the wrist]. Pertaining to the carpus or wrist.

carpale (*kar-pa'-le*) [*carpus*]. Any wrist-bone.

carpectomy (*kar-pek'-to-me*) [*carpus; ἐκτομή*, excision]. Excision of carpal bone or bones.

carpen (*karp'-en*) [*carpus*]. Belonging to the carpus in itself.

carphologia (*kar-fol-o'-je-ah*). See *carphology*.

carphology (*kar-fol'-o-je*) [*κάρφος*, chaff; *λέγειν*, to collect]. Aimless picking at bedclothes, seen in grave fevers, particularly the typhoid state.

carpitis (*kar-pi'-tis*) [*carpus; ιτις*, inflammation]. Inflammation of one or more of the carpal joints.

carpo- (*kar-po-*) [*carpus*]. A prefix meaning relating to the carpus

carpocace (*kar-pok'-as-e*) [*carpus; κακός*, bad] A diseased condition of the wrist.

carpocarpal (*kar-po-kar'-pal*). The articulation between the two rows of carpal bones; also parts of the carpus in relation to each other.

carpocervical (*kar-po-ser'-vik-al*). Relating to the wrist and the neck.

carpogenic (*kar-po-jen'-ik*) [*καρπός*, fruit; *γένης*, producing]. Applied to the fruit-producing cell or system of cells in certain algæ

carpogenous (*kar-poj'-en-us*) [*καρπός*, a fruit; *γεννᾶν*, to produce]. Fertile; fruit-producing.

carpogonium (*kar-po-go'-ne-um*) [*καρπός*, fruit; *γόνος*, producing]. In biology, the unfertilized female reproductive organ of certain thallophytes.

carpokyphosis (*kar-po-ki-fo'-sis*) [*carpus, κύφωσις*, humpbacked] Madelung's deformity, *q.v.*

carpolith (*kar'-po-lith*) [*καρπός*, fruit; *λίθος*, a stone]. 1. A hard concretion formed in a fruit 2. A petrified fruit.

carpometacarpal (*kar-po-met-a-kar'-pal*) [*carpo-; metacarpus*]. Relating to the carpus and metacarpus

carpo-olecranal (*kar-po-o-le-kra'-nal*) [*carpo-; olecranon*] Relating to the wrist and the lower portion of the upper arm.

carpopedal (*kar-po-pe'-dal*) [*carpo-; pes, pedis*, a foot]. Affecting the wrists and feet, or the fingers and toes. **c. contraction.** See *contraction, carpopedal*. **c. spasm,** a spasm of the hands and feet, or of the thumbs and great toes, associated with laryngismus stridulus of children.

carpophalangeal (*kar-po-fa-lan'-je-al*). Pertaining to the wrist and the phalanges

carpophalangeus, carpophalanginus (*kar-po-fal-an'je-us, kar-po-fal-an-ji'-nus*). 1. Relating to the wrist and to a phalanx. 2 See under *muscle*.

carpophilous (*kar-pof'-il-us*) [*καρπός*, fruit; *φιλεῖν*, to love]. Parasitic upon fruit.

carpoptosis (*kar-pop-to'-sis*) [*carpus; πτῶσις*, a fall]. Wrist-drop.

carposid (*kar'-po-sid*). A crystalline glucoside from *Carica papaya*.

carpozyma (*kar-po-zi'-mah*) [*καρπός*, fruit; *ζύμη*, ferment]. A genus of microorganisms producing fermentation.

carp's-tongue (*karps'-tung*). An elevator used in the extraction of roots of teeth.

Carpue's method of rhinoplasty (*kar'-poo*) [Joseph Constantine *Carpue*, English surgeon, 1764–1846]. A repair of the nose by taking a heart-shaped flap from the forehead.

carpule (*kar'-pūl*). A glass cartridge containing a sterile solution of a drug which is loaded into a specially contrived syringe, and is ready for hypodermic injection.

carpus (*kar'-pus*) [L]. The eight wrist bones.

carrageen, carragheen (*kar'-ag-ēn*) [*Carragheen* in Ireland]. Irish moss. See *chondrus*.

Carrasquilla's serum (*kah-rahs-kēl'-yah*). A serum said to cure leprosy.

carreau (*kar'-o*) Scrofulosis and tuberculosis of the digestive organs

carrefour sensitif (*kar-foor' son-set-eef'*) [Fr., sensory crossway]. The posterior part of the posterior limb of the internal capsule of the cerebrum.

Carrel-Dakin treatment of wounds. [Alexis *Carrel*, French pathologist, 1873– ; Henry Drysdale *Dakin*, English chemist 1880–]. The wound is opened and gradually and completely sterilized by intermittent saturation of the dressing in contact with the injured surfaces by means of the Dakin solution (*q. v.*). The solution is carried from an irrigating bottle to the site of the wound by a rubber tube; from this to the surfaces of the wound by smaller rubber distributing tubes, the distal ends of which have fine holes. The wound is saturated with the solution about every two hours.

Carrick bend (*kar -ik bend*). A form of knot for fastening together two ligatures. The merit of the knot consists in the free end being held firmly between the two long portions.

carriers (*kar'-e-ers*). Convalescents from an infectious disease who while showing no signs or symptoms of the disease, harbor and eliminate the microorganism, and so spread the disease. **c., chronic,** carriers who eliminate the microorganisms for an indefinite period. **c., temporary** or **transitory,** convalescents who eliminate the microorganisms only for a short time after recovery.

Carrion's disease [Daniel E. *Carrion*, Peruvian student, 19th century]. Verruga peruviana; Peruvian wart

Carron oil (*kar'-on*). Consists of about equal parts of linseed-oil and lime-water. It is used as an application to burns, and is named after the Carron iron-works in Scotland, where it was first employed.

carrotin (*kar'-o-tin*) [*carota*, carrot]. $C_{18}H_{24}O$. A lipochrome, the coloring-matter of carrots and tomatoes

car-sickness. The symptoms similar to those of sea-sickness produced by riding in railway cars.

Carswell's grapes [Sir Robert *Carswell*, English physician, 1793–1857]. Pulmonary tubercles when they occur in a racemose distribution at the extremities of several adjacent bronchioles.

Carter's operation (*kar'-ter*) [William Wesley *Carter*, American laryngologist, 1869–]. Transplanting bone from rib to make a new bridge for nose.

Carthagena bark. Cinchona from Carthagena.

carthamin (*karth'-am-in*) [Ar., *qartama*, paint], $C_{14}H_{16}O_7$. The coloring-matter in safflower, the blossoms of *Carthamus tinctorius*.

carthamus (*karth'-am-us*) [Ar., *qartama*, paint]. American or bastard saffron or safflower. The flowers of *C. tinctorius*. An infusion, "Saffron tea," is a popular domestic remedy as a diuretic in measles and other exanthematqus affections.

cartilage (*kar'-til-āj*) [*cartilago*, gristle]. Gristle; a white, semiopaque, nonvascular connective tissue composed of a matrix containing nucleated cells which lie in cavities or lacunas of the matrix. When boiled, cartilage yields a substance called chondrin. **c., annular.** 1. Any ring-shaped cartilage. 2. The cricoid cartilage. **c., anonymous,** the cricoid cartilage. **c., aortic,** the second costal cartilage on the right side. **c., arthrodic, c., arthrodial.** See *c., articular.* **c., articular,** that lining the articular surfaces of bones. **c., arytenoid.** See *arytenoid cartilage.* **c., asternal,** the costal cartilages which are detached from the sternum. **c.-bone.** 1. See *ossein.* 2. See *c., calcified.* **c.s, Brecht's.** See *Brecht's cartilage.* **c., bronchial,** plates of cartilage, in some instances very minute, found in the bronchial tubes. **c., calcified,** that in which a calcareous deposit is contained in the matrix. Syn., *cartilage-bone; crusted cartilage; primary bone.* **c. cells** or **corpuscles,** connective-tissue cells in matrix of cartilage. **c., cellular.** See *c., parenchymatous.* **c., ciliary.** See *c., palpebral.* **c. corniculate.** See *Santorini's cartilage.* **c., costal,** that occupying the interval between the true ribs and the sternum or adjacent cartilages. **c., cricoid.** See *cricoid cartilage.* **c.s, cuneiform.** See *Wrisberg's cartilages.* **c., dentinal.** See *ossein.* **c., diarthrodial.** See *c., articular.* **c., embryonal.** See *c., parenchymatous.* **c., ensiform,** the third piece of the sternum. Syn., *xiphoid appendix; xiphoid cartilage.* **c.s, epactal,** small cartilaginous nodules on the upper edge of the alar cartilages of the nose. **c., epiphyseal.** See *c., intermediary* (2) **c., fetal.** See *c., temporary.* **c., fibro-.** See *fibrocartilage.* **c., floating.** See *arthrolith.* **c., Huschke's.** See *Jacobson's cartilage.* **c., hyaline,** is distinguished by a finely granular or homogeneous matrix. **c., innominate,** the cricoid cartilage. **c.s, interarticular,** flat fibrocartilages situated between the articulating surfaces of some of the joints. Syn., *interarticular fibrocartilages.* **c., interarytenoid,** an inconstant cartilage found between the arytenoid cartilages. **c.s, interhemal,** nodules of cartilage which aid in the formation of the hemal arch of a vertebra **c., intermediary.** 1. Cartilage-bone in process of transformation into true bone. 2. That interposed between the epiphysis and diaphysis of a bone. **c.s, interneural,** nodules of cartilage which aid in the formation of the neural arch of a vertebra. **c.s, intervertebral.** See *intervertebral discs.* **c., investing.** See *c., articular.* **c., Jacobson's.** See *Jacobson's cartilage.* **c., Luschka's.** See *Luschka's cartilage.* **c., Luschka's subpharyngeal.** See under *Luschka.* **c., Meckel's** See *Meckel's cartilage.* **c.s, Morgagni's.** See *Wrisberg's cartilages.* **c., palpebral,** the connective tissue forming the framework of the eyelids. **c., parachordal.** See *parachordal cartilage* **c., parenchymatous,** that in which cells form the main part of the tissue. **c.s, pyramidal,** the arytenoid cartilages. **c s, quadrate,** several small cartilages passing out from the alar cartilages in the external part of the nostril. **c., reticular,** a peculiar cartilage found in the auricle of the ear, the epiglottis, and Eustachian tubes. Its peculiarity consists in a network of yellow elastic fibers pervading the matrix in all directions. **c., retiform.** See *c., reticular.* **c. of Santorini.** See *Santorini's cartilage.* **c., Seiler's.** See *Seiler's cartilage.* **c.s, semilunar,** two interarticulating cartilages of the knee. **c., sesamoid.** See *sesamoid bone.* **c., sesamoid (of the larynx),** Luschka's cartilage. **c.s, sesamoid (of the nose).** See *c.s, epactal.* **c.s, sigmoid.** See *c.s, semilunar.* **c., synarthrodial,** that of any fixed or slightly movable articulation. **c., tarsal.** See *c., palpebral.* **c., temporary,** that which is ultimately replaced by bone. **c., tubal,** a rolled triangular cartilage

running from the osseous part of the Eustachian tube to the pharynx. **c. of Weitbrecht.** See *Weitbrecht's cartilage.* **c.s of Wrisberg.** See *Wrisberg's cartilage.* **c., xiphoid.** See *c., ensiform.* **c., yellow.** See *c., reticular.*

cartilagin (*kar-tĭl'-aj-in*) [*cartĭlago*, cartilage]. A characteristic principle of hyaline cartilage. Boiling changes it into chondrin.

cartilagines (*kar-tĭl-aj'-in-ēz*) [plural of *cartĭlago*]. Cartilages. **c. alares minores,** lesser alar cartilages, sesamoid cartilages. **c. corniculatæ,** corniculate cartilages, cartilages of Santorini. **c. cuneiformes,** cuneiform cartilages, cartilages of Wrisberg.

cartilaginification (*kar-tĭl-aj-in-ĭf-ik-a'-shun*) [*cartĭlago*, cartilage; *facere*, to make]. A change into cartilage

cartilaginiform (*kar-tĭl-aj-in'-if-orm*) [*cartĭlago*, cartilage; *forma*, form]. Resembling cartilage.

cartilaginoid (*kar-tĭl-aj'-in-oid*) [*cartĭlago*, cartilage; *εἶδος*, form] Resembling cartilage.

cartilaginous (*kar-tĭl-aj'-in-us*) [*cartĭlage*]. Made up of or resembling cartilage.

cartilago (*kar-tĭl-a'-go*) [L.]. See *cartĭlage.* **c. alaris major,** the lower lateral cartilage of the nose. **c. alaris minor,** one of the lesser alar cartilages of the nose. **c. auriculæ** or **auris,** the cartilage of the pinna of the ear. **c. basilaris,** the cricoid cartilage; the fibrocartilage in the foramen lacerum medium. **c. corniculata,** the corniculum laryngis. **c. cricoidea,** the cricoid cartilage. **c. cuneiformis,** the cuneiform cartilage of the larynx. **c. ensiformis,** the xiphoid cartilage. **c. epiglottica,** the cartilage of the epiglottis. **c. nasi lateralis,** the upper lateral cartilage of the nose. **c. ossescens,** cartilage destined to become bone **c. septi nasi,** cartilage of the nasal septum. **c. thyreoidea,** the thyroid cartilage. **c. triticea,** a small oblong cartilaginous nodule often found in the lateral thyrohyoid ligament. **c. tubæ auditivæ,** the cartilage forming part of the Eustachian tube **c. vomeronasalis,** the vomerine cartilage or cartilage of Jacobson. **c. Wrisbergii.** Same as *c. cuneiformis.* **c. xiphoidea,** the xiphoid or ensiform process.

carum (*ka'-rum*) [*κάρον*, caraway]. Caraway. It is official in the U. S. P. in the form of the dried fruit of *C. carvi*, indigenous to Europe, and an allied species native to the Pacific coast of America. Its odor and taste are due to a volatile oil. It is used chiefly as a flavor. *C. petroselinum*, parsley, is diuretic and sedative. **carui, aqua** (B. P.), caraway water. Dose 1–2 oz. (30–60 Cc.). **carui, infusum,** 2 dr. to 1 pint. Dose ½–2 oz. (15–60 Cc.) **carui, oleum** (U. S. P.), oil of caraway. Dose 1–5 min. (0.06–0.3 Cc.).

caruncle (*kar'-ung-kl*) [*caruncula*]. A small, fleshy growth. **c., lacrimal,** one upon the conjunctiva near the inner canthus. **c., urethral,** a small, bright-red growth situated on the posterior lip of the meatus urinarius· a frequent condition in women. The caruncle varies in size from a hempseed to a filbert; it is very painful, especially during micturtion and coitus, and bleeds readily.

caruncula (*kar-ung'-kū-lah*) [dim. of *caro*, flesh; pl., *carunculæ*]. A caruncle. **carunculæ cuticulares,** the nymphæ. **c. innominata,** the lacrimal gland. **c. major,** a caruncle marking the common orifice of the common bile-duct and the pancreatic duct. **c. mammillaris.** 1. The olfactory tubercle, between the roots of the olfactory nerves. 2. The enlarged ends of the galactophorous ducts in the nipple. **c. minor,** one in the duodenum in the center of which a supplementary pancreatic duct occasionally opens. **c. Morgagnii,** the middle lobe of the prostate. **carunculæ myrtiformes,** the projections of membrane near the orifice of the vagina, thought to be the remains of the hymen after its rupture. **carunculæ papillares.** See *papilla, renal.* **c. salivalis.** See *c. sublingualis.* **c. sublingualis,** one marking the orifice of Wharton's duct. Syn., *papilla salivalis inferior.* **c. urethræ.** See *caruncle, urethral.*

caruncular (*kar-ung'-kū-lar*) [*caruncula*, a caruncle]. Like or pertaining to a caruncle.

carunculate, carunculated (*kar-ung'-kū-lāt, -ed*]. Furnished with a caruncle.

carus (*ka'-rus*) [*κάρος*, stupor]. Deep, lethargic sleep. **c. cataleptica,** catalepsy. **c. ecstasis,** trance, or catalepsy. **c. lethargus,** lethargy.

Carus' curve (*ka'-rus*) [Karl Gustav *Carus*, German obstetrician, 1789–1869]. The longitudinal axis of the pelvic canal, which forms a curved line, having the symphysis pubis as its center

carvacrol (*karv'-ak-rol*) [Ital., *carvi*, caraway; *ἄκρος*, sharp], $C_{10}H_{13}.OH$. A liquid body occurring in the oil of certain varieties of satureja. Syn., *cymic phenol; cymophenol; metaisocymophenol; oxycymol.* **c. iodide,** $C_{10}H_{11}OI$, a brown powder, slightly soluble in alcohol, readily soluble in olive-oil, ether, and chloroform, melting at 90° C.; it is used as a substitute for iodoform. Syn., *iodocrol.*

carvene (*karv'-ēn*) [It., *carvi*, caraway]. $C_{10}H_{16}$. A hydrocarbon contained in caraway. It is a light terpene. See also *citrene.*

carvol (*karv'-ol*) [It., *carvi*, caraway; *oleum*, oil], $C_{10}H_{14}O$. An aromatic alcohol isomeric with carvacrol, and obtained from oil of cumin. It is an oil with a pleasant odor, boiling at 225° C.

carvone (*kar'-vōn*). Same as *carvol.*

Carya (*kar'-e-ah*) [*καρύα*, the walnut-tree]. Hickory; a genus of trees of the order *Juglandaceæ*, indigenous to North America. *C. tomentosa* yields a crystalline principle, *caryin*, believed to be identical with quercitrin The leaves of most of the species are aromatic and astringent and the bark bitter and astringent. The inner bark is used in dyspepsia and intermittent fever.

caryenchyma (*kar-e-en'-ki-mah*) [*κάρυον*, nut (nucleus); *ἐν*, in; *χυμός*, juice]. The more fluid part of the protoplasm of a nucleus.

caryin (*kar'-e-in*). See under *Carya.*

caryinum (*kar-e-in'-um*). Nut-oil.

caryoblast (*kar'-e-o-blast*) [*κάρυον*, nucleus; *βλαστός*, a germ]. Any nucleated plastidule.

caryochrome (*kar'-e-o-krōm*). See *karyochrome.*

caryocinesis (*kar-e-o-sin-e'-sis*). See *karyokinesis*

caryocinetic (*kar-e-o-sin-et'-ik*). 1. See *karyokinetic.* 2. Ameboid.

caryoclasis (*kar-e-ok'-las-is*). Same as karyorrhexis, *q. v.*

caryolysis (*kar-e-ol'-is-is*). See *karyolysis.*

caryomitosis (*kar-e-o-mi-to'-sis*). See *karyomitosis.*

caryophyllin (*kar-e-o-fil'-in*) [*caryophyllus*], $C_{10}H_{16}O$ or $C_{20}H_{32}O_2$. The neutral crystalline principle of cloves.

caryophyllus (*kar-e-o-fil'-us*) [*κάρυον*, a nut; *φύλλον*, a leaf]. Clove. The unexpanded flowers of *Eugenia aromatica*, distinguished by their pungent, spicy taste. Its properties are

due to a volatile oil, which is antiseptic, stimulant, and irritant. It also contains a crystalline body, *eugenin*, $C_{10}H_{12}O_2$, and a camphor, *caryophyllin*, $C_{10}H_{16}O$. It is useful as a stomachic and to prevent "griping" when combined with purgatives. **caryophylli, infusum** (B. P.), a strength of 1 to 40 is recommended. Dose 1–2 oz. (30–60 Cc.). **caryophylli, oleum** (U. S. P.), oil of cloves, contains an acid and a phenol compound. Dose 1–4 min. (0.06–0.24 Cc.). It is used also by microscopists to clarify preparations and tissues for mounting.

caryoplasm (*kar'-e-o-plasm*). See *karyoplasm*.

caryorrhexis. See *karyorrhexis*.

casanthrol (*kas-an'-throl*). A mixture of casein ointment with a coal-tar product; it is used as a varnish in skin diseases.

casca-bark (*kas'-kah*). Sassy-bark; ordeal-bark. The bark of *Erythrophlæum guineense*, a tree native to Africa. Its properties are due to an alkaloid. It is valuable in intermittent fevers and as a heart-tonic; in over-doses it produces nausea and vomiting. *Erythrophleine*, the active alkaloid, is a local anesthetic. Dose of the *aqueous extract* 1 gr. (0.065 Gm.); of the *fluidextract* 5–15 min. (0.3–0.9 Cc.); of the *tincture* (25% strength) 10 min. (0.6 Cc.).

cascador (*kas'-ka-dor*) [*casca*, bark]. A gatherer of cinchona bark

cascagar (*kas-ka'-gar*). A preparation of flaked agar with extract of cascara, and flavored with lemon. It increases the volume and moisture of the feces.

cascanata (*kas-kan-at'-ah*). A proprietary laxative and alterative said to consist of the active principles of cascara sagrada, gentian, rhubarb, and other herbs, holding in solution phosphate of sodium and magnesium

cascara (*kas'-kar-ah*). Spanish for "bark." **c. amarga**, Honduras bark. The bark of a tree native in Mexico, much used as an alterative tonic in syphilis and skin affections. **c. cordial**, a trade preparation. Dose 15 min.–2 dr. (1–8 Cc.). **c. sagrada** (*rhamnus purshiana*, U. S. P.), the bark of *Rhamnus purshiana*, or California buckthorn. Its properties are due to a volatile oil. It is useful in chronic constipation. Syn., *chittem bark; sacred bark*. **c. sagrada, extract of** (*extractum rhamni purshianæ*, U. S. P.). Dose ½–1 dr. (2–4 Cc.). **c. sagrada, fluidextract of** (*fluidextractum rhamni purshianæ*, U. S. P.). Dose 15 min. (1 Cc.). **c. sagrada, fluidextract of, aromatic** (*fluidextractum rhamni purshianæ aromaticum*, U. S. P.). Dose 15 min. (1 Cc.).

cascarilla (*kas-kar-il'-ah*) [Sp., dim. of *casca*, bark]. The bark of *Croton eluteria*, native to the Bahama Islands, an aromatic bitter, increasing the natural secretions of the digestive organs. **cascarillæ, infusum** (B. P.). Dose 1–2 oz. (30–60 Cc.). **cascarillæ, tinctura** (B. P.). Dose ½–2 dr. (2–8 Cc.).

cascarillin (*kas-kar-il'-in*) [*cascarilla*], $C_6H_9O_2$. The active principle of cascarilla; a white, crystalline, bitter substance, scarcely soluble in water.

cascarin (*kas'-kar-in*), $C_{14}H_{16}O_{10}$. A substance isolated by Leprince from the bark of *Rhamnus purshiana* (cascara sagrada), and believed by him to contain the active tonic and laxative principles of that bark; it occurs in granular masses or prisms. Dose 1½–3 gr. (0.099–0.198 Gm.). According to Phipson, this is identical with rhamnotoxin.

case (*kās*) [*cadere*, to happen]. 1. A single instance or example of a disease. 2. A covering, or box-like structure. **c., brain-**, the calvaria. **c. fatality rate**, the percentage of cases of sickness which terminate fatally. **c., missed**, a mild or atypical case of a disease, which misses clinical recognition. **c., muscle-**, see *muscle*. **c.-taking**, the collection of memoranda and notes of an individual case for service in diagnosis or prognosis, or for use in a medico-legal inquiry. **c., trial-**, in ophthalmology, a case containing various lenses for refracting the eye, etc. **c. worm**, echinococcus.

Casearia (*kas-e-a'-re-ah* [J. *Casearius*, Dutch botanist]. A genus of tropical trees of the order *Samydaceæ*. *C esculenta* is a native of the Asiatic tropics and Australia; its bitter roots are said to be a valuable remedy in hepatic torpor. *C. ovata*, the *anavingah* of the Malays, is a large tree, bitter in all its parts The fruit is diuretic. *C. tomentosa* is a tree of India; the bitter leaves are used by the natives in medicated baths and the fruit is diuretic.

casease (*ka'-se-ās*). An enzyme which digests casein, found by Duclaux and produced by bacteria, notably *Tyrothrix tenuis*.

caseate (*ka'-se-āt*). 1. A lactate. 2. To undergo cheesy degeneration.

caseation (*ka-se-a'-shun*) [*casein*]. The precipitation of casein during the coagulation of milk. Also a form of degeneration which changes the structure into a soft, cheese-like substance.

casec (*ka'-sek*). Trade name of a brand of calcium caseinate.

caseiform (*ka'-se-if-orm*) Like cheese or casein.

casein (*ka'-se-in*) [*caseus*, cheese] A derived albumin, the chief proteid of milk, precipitated by acids and by rennet. It is closely allied to alkali-albumin, but contains more nitrogen and a large amount of phosphorus. It constitutes most of the curd of milk. Syn., *caseum; lacterin* **c. dyspepton**, an insoluble, semigelatinous substance, separated in the first stages of gastric digestion. **c., gluten.** See *c., vegetable*. **c.-mercury**, a compound of casein and mercury bichloride, soluble in water with a trace of ammonia added; it is antiseptic. **c. ointment**, an ointment-base consisting of casein, 14 parts; potassium hydroxide and sodium hydroxide, each, 0.43 part; glycerol, 7 parts; vaselin, 21 parts; borax, 1 part; water, 56 or 57 parts. **c.-peptone**, a light-brown, soluble powder used as a nutrient. **c. saccharide**, a compound of dry casein, 1 part; cane-sugar, 9 parts, and sodium bicarbonate enough to render it slightly alkaline. It is useful in preparing emulsions of oils, balsams, terpenes, resins, or gum-resins. **c. of the saliva**, ptyalin. **c.-sodium**, a compound of casein and sodium hydroxide, used as a nutrient. **c., vegetable**, a nitrogenous substance resembling the casein of milk; two varieties have been described—*legumin*, in peas, beans, etc., and *conglutin*, in hops and almonds.

caseinogen (*ka-se-in'-o-jen*) [*caseum*, cheese; γεννᾶν, to produce]. A peculiar substance occurring in milk, neither an alkali-albumin nor a globulin, but occupying a distinct position among proteids. When acted upon by a digestive ferment it produces casein, or the curd of milk. Caseinogen is a proteid analogous to fibrinogen, myosinogen, etc.

caseoiodine (*ka-se-o-i'-o-din*). A compound of casein and iodine (8 or 9%) forming a white

powder, soluble in dilute hot alcohol and in hot alkalies. It is used in myxedema.

caseose (*ka'-se-ōs*) [*caseum*, cheese]. A product of the gastric digestion of casein.

caseous (*ka'-se-us*) [*caseus*, cheese]. Having the nature or consistence of cheese.

cashew (*kash-oo'*). The cashew-nut, the product of *Anacardium occidentale*. See *Anacardium*.

Casimiroa (*kas-im-ir-o'-ah*) [after *Casimiro Gomez*]. A genus of plants belonging to the order *Rutaceæ*. *C. edulis* is the *zapote blanco* of Mexico; the edible fruit is anthelmintic; the bitter bark with the leaves and seeds are incinerated and used medicinally.

$CaSO_4$. Calcium sulphate.

casogen (*ka'-so-jen*). Trade name of a milk food said to contain 95% of milk protein, 4% glycerophosphates, and 1% ovolecithin; used in neurasthenia, anaemia and dyspepsia

casoid bread (*ka'-soyd*). A bread made of a meal prepared from casein; used in diabetes.

casona cheese (*kas-o'-nah*). A soft cheese combined with agar-agar to prevent constipating action.

cassareep, cassaripe (*kas'-a-rēp*) [South American name]. The concentrated juice of the cassava, the root of *Jatropha manihot*, made innocuous by boiling; it is a condiment, and as an ointment (10%) is recommended in the treatment of purulent conjunctivitis, corneal ulcers, and other diseases of the eye.

cassava (*kas-ah'-vah*) [Sp., *casabe*]. 1. The manioc plant (*Jatropha manihot* and other species of *Jatropha*). 2 Tapioca.

Casselberry position (*kas'-el-ber-re*) [William Evans Casselberry, American laryngologist, 1858–] The patient after an intubation lies with his face downward while drinking so that the fluid may not enter the tube.

Casser's (Casserius') fontanel [Giulio *Casserio*, Italian anatomist, 1545–1616] The fontanel formed by the temporal, occipital, and parietal bones **C.'s ganglion,** the Gasserian ganglion. **C.'s muscle.** 1. Ligamentous fibers attached to the malleus and formerly described as the laxator tympani minor muscle. 2. The coracobrachialis. **C.'s perforating nerve,** the external cutaneous nerve of the arm.

Casserian (*kas-e'-re-an*). See *Gasserian*.

cassette (*kas-et'*). A screen or plate holder.

Cassia (*cash'-e-ah*) [*κασία*, a perfume]. 1. A genus of leguminous plants, several species of which afford senna. 2. An old name, still used commercially, for the coarser varieties of cinnamon. See *Cinnamon*. *C alata*, the ringworm-shrub, is a widely diffused tropical shrub. The juice of the leaves mixed with lime-juice is used in the treatment of ringworm, and the wood and bark are alterant. *C. beareana* is a species of East Africa. A decoction of the root is highly recommended in black-water fever, and the powdered bark is applied as a dressing to ulcers. *C. marilandica*, of North America, produces the leaves called American senna, which are less active as a cathartic than the true senna. **C.-bark,** cassia-lignea. See *cinnamon*. **C.-buds,** the immature fruit of Chinese cinnamon; used chiefly as a spice. **C., oil of,** a variety of oil of cinnamon, used in pharmacy and in perfumery. **C., purging** (*cassia fistula*, U. S. P.), the dried fruit of a tree growing in tropical regions. The pulp (*cassiæ pulpa*, B. P.) is a mild laxative. Dose 1–2 dr. (4–8 Gm.)

cast (*kast*) [ME., *casten*, to throw]. 1. A mass of fibrous or plastic material that has taken the form of some cavity in which it has been molded. From their source, casts may be classified as bronchial, intestinal, nasal, esophageal, renal, tracheal, urethral, vaginal, etc. Of these, the renal casts, by reason of their significance in diseases of the kidney, are the most important. Classed according to their constitution, casts are epithelial, fatty, fibrinous, granular, hyaline, mucous, sanguineous, waxy, etc See *tube-casts*. 2. Strabismus. **c.s, Kuelz's.** See *Kuelz's casts*. **c.s, tubular exudation** (of the intestine) a pathognomonic symptom of mucous colitis.

castanea (*kas-ta'-ne-ah*) [L.]. Chestnut. The leaves of *C. vesca*. They contain tannic and gallic acids and other principles the value of which is not known. They are used in infusion or decoction as a remedy for whooping-cough. Dose of the *fluidextract* 5–60 min. (0.3–3.8 Cc.).

Castellani's test (*kas-tel-ah'-ne*) [Aldo *Castellani*, Italian physician 1876–]. If an immune serum is mixed with its corresponding bacteria, the agglutinins for these bacteria are absorbed, as are also the partial agglutinins for the heterologous bacteria.

Castellino's sign. See *Oliver's symptom*.

castor (*kas'-tor*). See *castoreum*. **c.-bean, c.-oil.** See under *ricinus*. **c.-xylene,** a mixture composed of castor-oil, 1 part, and xylene, 3 parts, used for clearing or clarifying the collodion or celloidin of objects embedded in collodion.

castoreum (*kas-to'-re-um*) [*κάστωρ*, the beaver]. The dried preputial follicles and their secretion, obtained from the beaver, *Castor fiber*. It is a reddish-brown substance with a strong odor It is antispasmodic and stimulant, its action resembling that of musk. Dose of the *tincture* ½–1 dr. (2–4 Cc.).

castoria (*kas-to'-re-ah*) [*κάστωρ*, the beaver]. A proprietary medicine recommended as a substitute for castor oil.

castorin (*kas'-to-rin*). A neutral principle obtainable from castoreum.

castrate (*kas'-trāt*) [*castrare*, to cut]. 1. To excise the testicles or ovaries. 2. A person whose testicles or ovaries have been excised.

castration (*kas-tra'-shun*) [*castrare*, to cut]. Orchidectomy; the excision of one or both testicles. **c., female,** removal of the ovaries; oophorectomy; spaying.

castrensis (*kas-tren'-sis*) [*castra*, a camp]. 1. Relating to camps. 2. Camp-fever or dysentery due to unsanitary living in camps.

casual (*kaz'-ū-al*) [*casus*, chance]. 1. Fitted or set apart for the treatment of accidental injuries, as a casual ward in a hospital. 2. An occupant of a casual ward in a hospital.

casualty (*kaz'-ū-al-te*) [*casus*, chance]. An accidental injury; a wound, or loss of life, accidentally incurred; an injury in a battle.

Casuarina (*kas-ū-ar-e'-nah*) [*casuarius*, the cassowary, from the resemblance of the stems to the heavy feathers of this bird]. A genus of plants of the order *Casuarinaceæ*. The tonic and styptic bark of *C. equisetifolia*, of Malaya, is used in the treatment of beriberi. *C. montana* is a native of Malaya; the bark is used in beriberi; the leaves in colic; the seeds in a salve in the treatment of headache.

casuistics (*kaz-ū-is'-tiks*) [*casus*, a case]. The study of individual pathologic cases as a means of arriving at the general history of a disease.

casumen (*kas'-ū-men*). A proprietary dietetic said to contain 93 % of proteid.

cata-. A prefix denoting downward, or according to, or against.

catabasial (*kat-ah-ba'-se-al*) [κατά, down; *basion*]. Applied to skulls having the basion lower than the opisthion.

catabasis (*kat-ab'-as-is*) [καταβασις, a descent]. The decline of a disease.

catabatic (*kat-ah-bat'-ik*). Pertaining to catabasis.

catabiotic (*kat-ah-bi-ot'-ik*) [κατά, intensive; βιός, life]. Applied to the power of growing structures which causes the development of approximate cells to be harmonious with the primary structure.

catabolergy (*kat-ab-ol'-er-je*) [κατά, down; βάλλειν, to throw; ἔργον, work]. Energy expended in catabolic processes.

catabolic (*kat-ab-ol'-ik*) [κατά, down; βάλλειν, to throw]. Of the nature of, or pertaining to, catabolism.

catabolin, catabolite (*kat-ab'-o-lin, -līte*) [κατά, down; βάλλειν, to throw] Any product of catabolism.

catabolism (*kat-ab'-ol-izm*) [κατά, down; βάλλειν, to throw]. Destructive metamorphosis; disassimilation; physiological disintegration; movement toward a cata-state.

catabolite (*kat-ab'-o-līt*). Same as *catabolin*

catabythismomania (*kat-ab-ith-iz-mo-ma'-ne-ah*) [καταβυθισμός, submergence; μανία, madness]. Insane impulse to suicide by drowning.

catabythismus (*kat-ab-ith-iz'-mus*) [καταβυθισμός, submergence]. Drowning; especially suicidal drowning

catacausis (*kat-ak-aw'-sis*) [κατά, down; καίειν, to burn]. Spontaneous combustion.

cataclasis (*kat-ak'-las-is*) [κατά, down; κλάσειν, to break]. 1. A fracture. 2. See *cataclеisis*.

catacleisis (*kat-ak-li'-sis*) [κατάκλεισις, a locking]. Closure of the eyelids by adhesion or by spasm.

cataclysm (*kat'-ak-lizm*) [κατακλυσμός, a deluge]. 1. An effusion 2. A sudden shock.

catacoustics (*kat-ah-koos'-tiks*) [κατά, after; ἀκούειν, to hear]. The science of reflected sound.

catacrotic (*kat-ak-rot'-ik*) [κατά, down; κρότος, a striking]. Interrupting the line of descent in a sphygmogram.

catacrotism (*kat-ak'-rot-izm*) [κατά, down; κρότος, a striking]. An interruption or oscillation of the line of descent in a sphygmogram; the quality of being catacrotic or of being marked by oscillation in the sphygmographic line of descent.

catadicrotic (*kat-ah-di-krot'-ik*). Having one or more secondary expansions, as a pulse.

catadicrotism (*kat-ad-ik'-rot-izm*) [κατά, down; δίκροτος, double beating]. The occurrence of a divided or double pulsation in the downward stroke of the sphygmograph.

catadidymous (*kat-ad-id'-im-us*) [κατά, down; δίδυμος, twin]. Joined into one, as a twin monstrosity, but with downward cleavage, so that the upper parts are double.

catadidymus (*kat-ad-id'-im-us*) [κατά, down; δίδυμος, twin]. A catadidymous monstrosity.

catadioptric (*kat-ah-di-op'-trik*) [κατά, over against; *dioptric*]. Applied to optical instruments which have the power of reflecting and refracting light at the same time.

catadrome (*kat'-ad-rōm*) [καταρρέχειν, to run at or over]. 1. The onset of a disease. 2. The decline of a disease.

catagenesis (*kat-aj-en'-es-is*) [κατά, down; γένεσις, generation]. The process of creation by retrograde metamorphosis of energy, or by the specialization of energy.

catagma (*kat-ag'-mah*) [κάταλμα, a fracture; *pl.*, *catagmata*]. A fracture.

catagmatic (*kat-ag-mat'-ik*) [κάταγμα, a fracture]. 1. Relating to or serviceable in cases of fracture. 2. A remedy that promotes the union of broken parts.

catalase (*kat'-al-ās*). See *milk-catalase*.

catalepsy (*kat'-al-ep-se*) [κατά, down; λαμβάνειν, to seize]. A condition of morbid sleep, associated with a loss of voluntary motion and a peculiar plastic rigidity of the muscles, by reason of which they take any position in which they are placed and preserve it for an indefinite time. The condition is associated with hysteria, with forms of insanity, and is a stage of the hypnotic sleep. **c., local,** that affecting a single organ or group of muscles.

cataleptic (*kat-al-ep'-tik*) [see *catalepsy*]. 1. Relating to, affected with, or of the nature of, catalepsy. 2. A person affected with catalepsy.

cataleptiform (*kat-al-ep'-tif-orm*) [*catalepsy; forma*, form]. Resembling catalepsy.

cataleptize (*kat-al-ep'-tīz*). To reduce to a state of catalepsy.

cataleptoid (*kat-al-ep'-toid*) [*catalepsy*; εἶδος, likeness]. Like catalepsy. **c. state,** a condition due to neuromuscular excitability and differing from true catalepsy in that the limbs must be held in fixed attitudes for a few seconds before they maintain themselves and friction causes them to become limp.

cataleptolethargic (*kat-al-ep-to-leth-ar'-jik*). Having the nature of catalepsy and lethargy.

Catalpa (*kat-al'-pah*) [native Am. Indian]. A genus of American and Asiatic bignoniaceous trees. **A. bignoniodes** and **A. speciosa,** of North America, have astringent, anthelmintic, and tonic qualities; the leaves and pods are reputed anodyne, emollient, and antasthmatic.

catalysin (*kat-al'-is-in*). Trade name of a preparation of lecithin said to increase the resistance in infectious diseases.

catalysis (*kat-al'-is-is*) [καταλύειν, to dissolve]. In chemistry, a reaction that appears to take place owing to the mere presence of another body that apparently undergoes no change.

catalyst (*kat'-al-ist*). 1. A substance having the power to produce catalysis. 2. A substance which alters the velocity of a chemical reaction without undergoing any apparent physical or chemical change itself, and without becoming a part of the product formed

catalytic (*kat-al-it'-ik*) [καταλύειν, to dissolve]. 1. Of the nature of, or characterized by, catalysis. 2. Any medicine that is supposed to break down, destroy, or counteract morbid agencies existing within the economy. See *alterative*. 3. A retrogressive change.

catalyzation (*kat-al-i-za'-shun*). The act or process of catalysis.

catalyzer (*kat-a-lī'-zur*). Any substance that accelerates chemical or physical processes which would occur without it.

catamenia (*kat-am-e'-ne-ah*) [κατά, concerning, according to; μήν, month]. The recurrent monthly discharge of blood during sexual life from the genital canal of the female.

catamenial (*kat-am-e'-ne-al*) [*catamenia*]. Pertaining to the catamenia.

catapasm (*kat'-ap-azm*) [κατάπασμα, powder]. A dry powder to be sprinkled upon the skin or upon a sore.

cataphasia (*kat-af-a'-ze-ah*) [κατάφασις, assent]. A condition of imperfect consciousness, in which the patient repeatedly utters the same word or words spontaneously, or in reply to a question.

cataphonics (*kat-ah-fon'-iks*) [κατά, after; φώνη, sound]. That branch of physics treating of reflected sounds.

cataphora (*kat-af'-o-rah*) [καταφορά, to fall]. Lethargy; imperfect or restless coma, with intervals of coma-vigil.

cataphoresis (*kat-af-or-e'-sis*) [κατά, down; φέρειν, to carry]. The introduction of drugs into the system through the skin by means of ointments or solutions applied by the electrode of a battery. **c., anemic,** the application of cataphoresis upon a part from which the blood-supply has previously been cut off by an Esmarch bandage or a rubber ring. **c., static,** a method of introducing into the body gaseous medicaments that have been inclosed within a bell-jar or tube into which enters a brush electrode connected with the positive pole of an influence machine.

cataphoretic (*kat-af-o-ret'-ik*). Pertaining to cataphoresis.

cataphoria (*kat-af-o'-re-ah*) [κατά, down; φορός, tending]. A tendency of both eyes to assume too low a plane.

cataphoric (*kat-af-or'-ik*) [*cataphoresis*] 1. Passing, or causing a passage, from the anode to the cathode, through a diaphragm or septum. 2. Relating to lethargy or to apoplexy.

cataphylaxis (*kat-ah-fi-laks'-is*) [κατά, down; φύλαξ, guard]. The directing and carrying by the body of phylactic agents (leucocytes, anti-bodies, etc.) to the seat of an infection.

cataplasis (*kat-ap'-las-is*) [κατα, down; πλάσις, formation]. 1. The stage of decline in the individual life. 2. The application of a plaster or coating.

cataplasm, cataplasma (*kat'-ap-lazm, kat-ap-laz'-mah*) [κατάπλασμα, a poultice]. A poultice (*q. v.*). **cataplasma carbonis** (B. P.), a poultice made of wood-charcoal, 1; bread-crumb, 1; linseed-meal, 3; boiling water, 20 parts. **cataplasma fermenti** (B. P.), a mixture of beer, yeast, wheat-flour, water at 100° F. It is a stimulant and antiseptic for indolent ulcers. **cataplasma kaolini** (U. S. P.), a mixture of kaolin, boric acid, thymol, methyl salicylate, oil of peppermint, and glycerol.

cataplectic (*kat-ap-lek'-tik*) [κατάπληξις, a striking down]. Fulminant; sudden and overwhelming.

cataplexis (*kat-ap-leks'-is*) [κατάπληξις, a striking down]. 1. A sudden and overwhelming shock or attack of disease; prostration by the onset of disease or by shock. 2. Hypnotic sleep.

cataplexy (*kat'-ap-leks-e*). Cataplexis.

cataptosis (*kat-ap-to'-sis*) [κατά, down; πτῶσις, a falling]. Apoplexy; epilepsy; paralysis; ptosis.

cataract (*kat'-ar-akt*) [καταρράκτης, a water-fall]. Partial or complete opacity of the crystalline lens or its capsule. **c., adherent,** opacity of the lens, due to disturbed nutrition, in which it is attached by exudates to the adjacent parts, as in cyclitis. **c., aridosiliquose,** an overripe cataract with a dry, wrinkled capsule. **c., capsular,** cataract due to opacity of the capsule. **c., capsulolenticular,** one involving both the capsule and the lens. **c., chalky.** See *c., aridosiliquose.* **c., cholesterin,** one containing what are apparently crystals of cholesterin. **c., concussion,** a soft cataract due to an explosion or some other concussion. **c., cortical,** one due to loss of transparency of the outer layers of the lens. **c., cystic.** See *c., Morgagnian.* **c., diabetic,** a form associated with diabetes. **c.-discission,** an operation preliminary to absorption, or extraction by suction, consisting in rupturing the capsule, so that the aqueous humor gains access to the lens. **c.-extraction,** removal of the cataractous lens by surgical operation. **c., fibrinous,** a false cataract consisting of an effusion of plastic lymph on the capsule and into the field of vision. **c., fibroid,** a false cataract consisting of an opacity in the axis of the visual rays though not in the lens. **c., fluid,** the breaking-up of an opaque lens into a milky fluid. **c., green,** a name given to a grayish-green reflex seen in glaucoma; it is also seen when the pupil is dilated and the media are not completely transparent. **c., grumous,** a spurious cataract from hemorrhage into the cornea or into the vitreous. **c., gypseous,** an overripe cataract presenting a white appearance from having undergone degeneration. **c., hard** See *c., senile.* **c., hyaloid,** a spurious cataract attributed to opacity of the anterior part of the vitreous. **c., immature,** one in which only a part of the lens-substance is cataractous. **c., incipient,** forked linear opacities in the equatorial region of the lens seen in middle-aged persons and sometimes remaining unchanged for years. Syn., *arcus senilis lentis; gerontoxon lentis.* **c., interstitial.** See *c., lenticular.* **c., lacteal.** See *c., fluid.* **c., lamellar,** one due to opacity of certain layers between the cortex and nucleus, the remaining layers being transparent. **c., lenticular,** one occurring in the lens proper. **c., lymph, c., lymphatic.** See *c., Morgagnian.* **c., mature,** one in which the whole lens-substance is cataractous. **c., membranous,** a fibrinous deposit from the iris upon the capsule, which becomes opaque. **c., mixed,** one which ultimately affects the whole lens, but begins as a cortical opacity in sharply demarcated streaks or triangular patches. **c., Morgagnian,** one in which an overripe cataract shrinks and leaves a nucleus floating in the dissolved outer layers. **c., myelin,** one containing a semitransparent, yellowish, friable substance. **c., nuclear,** one of moderate extent beginning in the nucleus. **c., pigmented, c., pigmentous,** a spurious cataract due to an injury by which the pigment from the posterior surface of the iris has been detached, forming a tree-like appearance. **c., polar** (anterior or posterior), a form

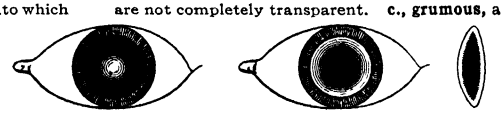

1 2 3

NUCLEAR CATARACT.

1. Section of lens; central position of opacity. 2. Appearance by ophthalmoscope. 3. Appearance by oblique illumination.

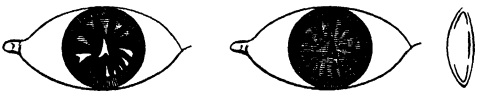

1 2 3

CORTICAL CATARACT.

1. Section of lens; opacities beneath the capsule. 2. Opacities as seen by the ophthalmoscope. 3. Opacities as seen by oblique illumination.

in which the opacity is confined to one pole of the lens. **c., pseudomembranous,** a condition marked by white spots on the lens due to iritis. **c., pupillary,** congenital closure of the pupil. **c. pyramidal,** one in which the opacity is at the anterior pole and is conoid, the apex extending forward. **c., recurrent capsular, c., secondary,** capsular cataract appearing after the extraction of the lens. **c., ripe.** See *c., mature.* **c., senile,** the cataract of old persons, the most frequent form, and that understood when not specified as *congenital, juvenile, traumatic, soft,* etc. **c., siliculose, c., siliquose.** See *c., arido-siliquose.* **c., soft,** a form occurring especially in the young; the lens-matter is of soft consistence and milky appearance. **c., spontaneous,** one not dependent upon some other lesion or disease. **c., stony,** one that has undergone degeneration and become of stony hardness. **c. spoon,** a spoon-shaped instrument used for removing a cataractous lens. **c., tremulous, c., vacillating,** one associated with laceration of the zonule of Zinn, causing trembling of the iris and of the cataract on movement of the eyeball. **c., true,** lenticular cataract. **c., unripe.** See *c., immature.* **c., zonular.** See *c., lamellar.*

cataractopiesis (*kat-a-rak-to-pi-e'-sis*). See *couching.*

cataractous (*kat-ar-ak'-tus*) [*cataract*]. Of the nature of or affected with cataract.

cataria (*kat-a'-re-ah*). See *catnep.*

catarrh (*kat'-ahr'*) [καταρρεῖν, to flow down]. Inflammation of a mucous membrane. The term is also applied to certain inflammations of the tubules of the kidney and the air-vesicles of the lung. **c., alveolar,** a condition occurring in bronchopneumonia in which the alveoli of the lungs contain a granular liquid exudate holding modified epithelial cells and blood-corpuscles. **c., atrophic nasal,** chronic nasal catarrh resulting in dryness and atrophy of the membrane. **c., dry,** bronchitis in which there are frequent, severe attacks of coughing, with pain and but little expectoration. **c., epidemic.** See *influenza.* **c., gastric,** gastritis. **c., hemorrhagic,** bronchial catarrh attended with a superficial extravasation of blood into the mucous tissue. **c., infectious,** that caused by pathogenic microorganisms either by direct invasion or by the effect of toxins generated by them. **c., intestinal,** enteritis. **c., intoxication,** that caused by chemical poison—(*a*) introduced with the ingesta; (*b*) developed from the ingesta through putrefaction; (*c*) that developed from the blood. **c., Laennec's.** 1. See *c., dry.* 2. See *c., pituitous.* **c., membranous nasal,** a form of nasal catarrh marked by the formation of a thick pseudomembrane. **c., mycotic,** that caused by a fungus. **c., nasal,** coryza. **c., papillary,** catarrh of the renal papillæ. **c., pituitous** (of Laennec), chronic serous bronchorrhea attended with copious secretion discharged by severe paroxysms of coughing. **c., pulmonary,** bronchitis. **c., rarefying dry** (of the nasopharynx), a state of malnutrition marked by pale, dry mucosa and at times the occurrence of varicose veins in the pharyngeal wall and about the orifices of the Eustachian tubes. **c., rose-,** hay-fever. **c., Russian,** influenza. **c., serous,** that marked by secretion consisting chiefly of a serous fluid. **c., suffocative.** Synonym of *capillary bronchitis.* **c., summer-,** hay-fever. **c., uterine,** endometritis. **c., vasomotor,** hay-fever. **c., vernal.** See *conjunctivitis, vernal.* **c., venereal.** Synonym of *gonorrhea.* **c., vesical,** cystitis.

catarrhal (*kat-ahr'-al*) [*catarrh*]. Of the nature of, affected with, or relating to catarrh. **c. fever.** Synonym of *influenza.* **c. inflammation,** an inflammation of an archiblastic surface, characterized by proliferation and desquamation of the epithelium.

catarrhectic (*kat-ar-ek'-tik*) [καταρρηκτικός] Purgative.

catastalsis (*kat-as-tal'-sis*). A term suggested by Cannon for the downward moving wave of contraction occurring in the stomach, during digestion. There is no preceding wave of inhibition.

catastaltic (*kat-as-tal'-tik*) [καταστέλλειν, to check, to send downward]. 1. Astringent. 2. Passing from above downward (as a nerve-impulse). 3. An inhibitory or sedative agent.

catastasis (*kat-as'-tas-is*) [κατάστασις, a settling]. Condition, state, habit; a decline, or quieting of symptoms; restitution, as of a displaced part.

catastate (*kat'-as-tāt*) [κατάστασις, settling down]. Any one of a series of successive catabolic states, substances, or conditions, each one of which is less complex, more stable, and exhibits less functional activity than its predecessor.

catastatic (*kat-as-tat'-ik*) [κατάστασις, a settling down]. Relating to catastasis, or a catastate.

catatonia (*kat-at-o'-ne-ah*) [κατά, down; τόνος, tension] A form of mental derangement progressing from melancholia successively through mania and stupidity to imbecility and tonic convulsions.

catatony (*kat-at'-o-ne*). See *catatonia.*

catatricrotism (*kat-ah-tri'-krot-izm*) [κατά, down; τρεῖς, three; κρότος, a striking]. The occurrence of a third pulsation in the downward stroke of the sphygmograph.

catatropia (*kat-ah-tro'-pe-ah*) [*kata-*; τρόπος, a turn]. An actual turning of both eyes downward.

catavertebral (*kat-ah-ver'-te-bral*) [κατα, down; *vertebral*]. Located on the side of the centrum of a vertebra next to the blood-vessels.

catching (*katsh'-ing*). Contagious, in the popular sense, *i. e.,* directly from one person to another, as scabies, ringworm, syphilis, gonorrhea, typhus, variola, diphtheria, and scarlatina.

catechin (*kat'-e-kin*) [*catechu*], $C_{31}H_{30}O_8 + 5H_2O$. Catechinic acid, the active principle of catechu. It crystallizes in snow-white, silky, shining needles.

catechol (*kat'-e-kol*). See *pyrocatechin.* **c. dimethylate, c. dimethyl-ether.** See *veratrol.* **c. monomethylate, c. monomethyl-ether.** See *guaiacol.*

catechu (*kat'-e-kū*) [E. Ind.]. An extract prepared from the wood of *Acacia catechu,* a native of the East Indies. It contains 50 % of tannic acid, and hence is a powerful astringent. It is used in the diarrhea of children and as a gargle and mouth-wash. Dose of the *powdered extract* 10 gr.–½ dr. (0.65–2.0 Gm.). The *catechu* of the Pharmacopeia of 1890 has been replaced by *gambir* (*q. v.*). **c., infusum** (B. P.). Dose 1–1½ oz. (30–45 Cc.). **c., pulvis, compositus** (B. P.), contains catechu, kino, and rhatany. Dose 20–40 gr. (1.3–2.6 Gm.).

catelectrode (*kat-el-ek'-trōd*). See *cathode.*

catelectrotonus (*kat-el-ek-trot'-o-nus*) [κατά, down; ἤλεκτρον, amber; τόνος, tension]. The state of increased irritability of a nerve near the cathode. See *anelectrotonus.*

catenating (*kat'-en-a-ting*) [*catenare,* to chain together]. Connecting; linking; *e. g., catenating* ague, ague associated with another disease.

catenoid (*kat'-en-oid*) [*catena*, chain; εἶδος, resemblance]. Resembling a chain.

catgut (*kat'-gut*). The intestine of various animals, particularly sheep, treated to make ligatures. **c., carbolized,** that made aseptic by soaking in phenol. **c., chromicized,** gut treated with chromium trioxide. **c.-plate,** a device for uniting intestinal edges in intestinal anastomosis. It is a solid catgut sheet, is thin, large, and flat, and resembles Senn's decalcified bone-plates.

catharma (*kath-ar'-mah*) [κάθαρμα, refuse; *pl.*, *catharmata*]. Excrement removed by purging.

catharsis (*kath-ar'-sis*) [καθαίρειν, to purge]. 1. Purgation. 2. Freud's term for a purging of a mental trauma by *abreaction*, *q. v.*

cathartate (*kath-ar'-tāt*). A salt of cathartic acid.

cathartic (*kath-ar'-tik*) [*see catharsis*]. 1. Purgative. 2 A medicine used to produce evacuations of the bowels; a purgative. **c. acid.** See *senna*. **c. pill, compound.** See under *compound*.

cathartin (*kath-ar'-tin*). A bitter principle found in rhubarb, senna and jalap.

cathartogenin (*kath-ar-toj'-en-in*). A substance got from cathartic acid by decomposition with hydrochloric acid. Syn , *cathartogenic acid*

cathartomannite (*kath-ar-to-man'-īt*). See *sennit*.

cat-head (*kat'-hed*). A term applied by Rosch to certain skulls the bones of which are too thin, the form rotund, with the occiput markedly projecting, while all prominences and muscular impressions are inconspicuous Cf. *apple head*

cathelectrotonus. See *catelectrotonus*.

Cathelin's vesical divisor (*kat-lan'*) [Fernand *Cathelin*, French urologist]. An appliance for introduction into the bladder, which divides the bladder into two parts and separates the portion of urine coming from each kidney.

Cathelineau's sign. See *Tourette's disease*.

catheresis, cathæresis (*kath-er-e'-sis*) [καθαίρειν, to reduce]. 1. Prostration or weakness induced by medication. 2. Caustic action; it often designates a feebly caustic action.

catheretic (*kath-er-et'-ik*) [καθαίρειν, to reduce]. 1. Reducing; weakening; prostrating. 2. Caustic. 3. A reducing or caustic agent.

catheter (*kath'-et-er*) [καθετήρ, a thing put down]. 1. A hollow tube for introduction into a cavity through a narrow canal. 2. Specifically, one intended to be passed through the urethra into the bladder. **c. à demeure,** one which is retained in the urethra for a longer or shorter time. **c., Bozeman's,** a double-current uterine catheter. **c., Eustachian,** an instrument for examining, distending, or making applications to the Eustachian tube. **c. fever,** systemic disturbance with fever, following the introduction of a catheter into the urethra. **c. gauge,** a plate with holes used to estimate the size of a catheter. **c., Gouley's.** See *Gouley's catheter*. **c.-life,** life-long use of the catheter for emptying the bladder. **c., lung,** a soft-rubber tube that may be passed down the trachea. **c., Schroetter's.** See *Schroetter's catheter* **c., self-retaining,** one that will hold itself within the bladder without other appliances to assist it



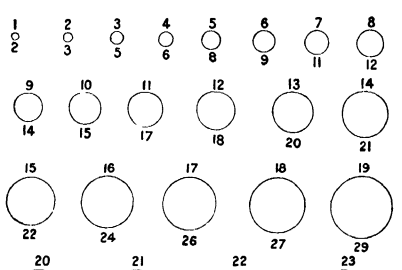

The upper number indicates the sizes of American catheters: the lower, the French.

catheterism, catheterization (*kath'-et-er-izm, kath-et-er-iz-a'-shun*) [*catheter*]. To catheterize

catheterize (*kath'-et-er-iz*). To insert a catheter.

catheterostat (*kath'-et-er-o-stat*) [*catheter; στατός*, standing]. Stand for holding sterilized catheters.

cathion. Cation.

cathodal (*kath'-o-dal*) [κατά, down; ὁδος, way]. Relating to a cathode

cathode (*kath'-ōd*) [κατά, down; ὁδος, way]. The negative electrode or pole of an electric circuit.

cathodic (*kath-od'-ik*) [κατά, down; ὁδος, way]. 1. Relating to a cathode. 2. Proceeding downward; efferent or centrifugal (applied to a nerve-current or nerve-impulse).

catholicon (*kath-ol'-ik-on*) [καθολικόν, universal]. A universal remedy; a cure-all.

cathypnosis (*kath-ip-no'-sis*) [καθύπνωσις, a falling asleep]. Syn of *African lethargy*.

cation (*kat'-e-on*) [κατιόν, going down]. An electropositive element, *i. e.*, one which passes to or is evolved at the cathode in electrolysis

cativi, cativia [Carib for manihot-root]. A skin disease of Central America said to be caused by an animal parasite, and resembling in its lesions grated manihot-root.

catlin, catling (*kat'-lin, kat'-ling*) [dim of *cat*]. A long, pointed, two-edged amputating knife

catnep, catnip (*kat'-nep, kat'-nip*) [corruption of *catmint*]. The leaves and tops of the herb *Nepeta cataria*, a stimulant and tonic; a popular remedy for chlorosis, hysteria, etc. Dose of *fluidextract* 1–2 dr. (4–8 Cc.).

catochus (*kat'-o-kus*) [κάτοχος, a holding down]. 1. Catalepsy, coma-vigil. 2 death-like, trance.

catodont (*kat'-o-dont*) [κατά, down; ὀδόντ, tooth]. Possessing teeth only in the lower jaw

catoptric test. The diagnosis of cataract by means of the reflection of images from the cornea and lens-capsules

catoptrics (*kat-op'-triks*) [κάτοπτρον, a mirror] The laws of the reflection of light

catoptroscope (*kat-op'-tro-skōp*) [κάτοπτρον, a mirror; σκοπεῖν, to examine]. An instrument for examining objects by reflected light.

catoteric (*kat-o-ter'-ik*) [κατωτερικός, a carrying downward]. A purgative or cathartic.

catramin (*kat'-ram-in*). A turpentine obtained from *Tsuga canadensis* and other conifers. It is recommended as a stimulant, diuretic, and expectorant in chronic respiratory troubles, and

is used in tuberculosis and lupus subcutaneously and as an embrocation.

cat's ear. A deformed ear similar to that of a cat. **c.'s eye,** a morbid yellowish appearance of the fundus of the eye. **c.'s-eye pupils,** an elongated pupil.

cat's-purr. A peculiar purring bruit heard on auscultation, due to a defect of the mitral valve. Syn., *Frèmissement cataire.*

Cattani's serum (*kah-tah'-ne*) [Giuseppi *Cattani*, Italian pathologist, –1915]. A solution of sodium carbonate 3, and sodium chloride 4, in water up to 100.

cattle-plague. See *Rinderpest.*

catulotic (*kat-ul-ot'-ik*) [κατουλυέιν, to cause to cicatrize]. Promoting cicatrization.

cauda (*kaw'-dah*) [L.]. 1. A tail. 2. The part of a muscle forming its insertion. **c. cerebelli,** the vermiform process. **c. epididymidis,** the inferior part of the epididymis. **c. equina,** a term applied collectively to the roots of the sacral and coccygeal nerves, from their resemblance to a horse's tail. **c. helicis,** an appendage of the cartilage of the ear at the union of the helix and antihelix. **c. medullæ** (of Bartholin), a collective term for the oblongata and spinal cord. **c. muliebris,** the clitoris. **c. salax,** the penis. **c. striati,** the narrow posterior portion of the caudate nucleus.

caudad (*kaw'-dad*) [*cauda; ad,* to]. Toward the tail or cauda; opposed to cephalad; in man, downward.

caudal (*kaw'-dal*) [*cauda*]. 1. Pertaining to a cauda or tail. 2. Referring to a position near the tail end of the long axis of the body.

caudate (*kaw'-dāt*) [*cauda*] Having or resembling a tail. **c. lobe of liver,** a small lobe of the liver. **c. nucleus,** the intraventricular portion of the corpus striatum.

caudation (*kaw-da'-shun*) [*cauda*] 1. The condition of being furnished with a tail. 2. Elongation of the clitoris.

caudatolenticular, caudolenticular (*kaw-dat-o-lentik'-ū-lar, kaw-do-len-tik'-ū-lar*). Pertaining to both the caudate and the lenticular nuclei.

caudatum (*kaw-da'-tum*). See *corpus striatum.*

caudex (*kaw'-deks*) [L., "a tree-stem"]. 1. In biology, applied to the scaly, unbranching trunk of a palm-tree or tree-fern. 2. The main portion of the brain-stem, the fibers running from the spinal cord to the hemispheres of the brain **c. cerebri.** See *caudex* (2). **c. dorsalis.** 1. The spinal cord. 2. The oblongata. **c. encephali,** the cerebral peduncle. **c. encephali communis,** the oblongata and crus cerebri. **c. encephali pontilis,** the pons **c. medullaris,** the cerebral peduncle.

caudiduct (*kaw'-de-dukt*) [*cauda,* tail; *ducere,* to draw]. In biology, to draw or carry backward toward the tail.

caudiferous (*kaw-dif'-er-us*) [*cauda; ferre,* to bear]. Having a tail or tail-like appendage.

caudle (*kaw'-dl*) [ME., *caudel,* a warm drink]. A nutritious food for invalids. It is made as follows: Beat up an egg to a froth; add a glass of sherry and half a pint of gruel. Flavor with lemon-peel, nut-meg, and sugar.

caudocephalad (*kaw-do-sef'-al-ad*) [*cauda;* κεφαλή, the head]. In the direction from the tail towards the head.

caul (*kawl*) [ME., *calle,* a hood]. 1. A portion or all of the fetal membranes covering the head and carried out in advance of it in labor. 2. The great omentum.

cauliflower ear. Hematoma auris.

cauliflower excrescence. A tumor with an irregular surface resembling the cauliflower.

cauline (*kaw'-lin*) [καυλός, a stalk]. In biology, of or pertaining to the stem.

caulophyllin (*kaw-lo-fil'-in*) [καυλός, a stalk; φύλλον, a leaf]. A resinoid precipitate from the tincture of caulophyllum. See *caulophyllum.*

caulophyllum (*kaw-lo-fil'-um*) [καυλός, stalk; φύλλον, leaf]. Blue cohosh; "squaw-root," the rhizome and rootlets of *C. thalictroides,* growing in Canada and the northern United States. It contains a glucoside, *saponin,* and two resins, one of which is *caulophyllin.* It produces intermittent contractions of the gravid uterus, and possesses diuretic, emmenagogue, and antispasmodic powers. There are no official preparations. Dose of the *powdered drug* 5–20 gr. (0.32–1.3 Gm.); of *caulophyllin* 2–5 gr. (0.13–0.32 Gm.).

cauloplegia (*kaw-lo-ple'-je-ah*) [καυλός, a stalk; πληγή, a stroke]. Paralysis affecting the penis.

caulosterin (*kaw-los'-ter-in*) [καυλός, a stalk; στερέος, solid], $C_{28}H_{44}O$. An aromatic compound occurring in the root and stem of seedlings of the yellow lupine which have grown in the dark. It is levorotary, forming lustrous plates which melt at 158°–159° C.

cauma (*kaw'-mah*) [καύμα, a burning, *pl., caumata*]. Fever; heat; pyresis; an inflammatory fever; a burn. **c. enteritis,** synonym of intestinal catarrh, acute.

caumatic (*kaw-mat'-ik*) [καύμα, a burning]. Pertaining to cauma.

caumesthesia (*kaw-mes-the'-ze-ah*) [καύμα, heat; αἴσθησις, sensation]. A condition in which a person experiences a sense of heat, when the temperature is not high.

causalgia (*kaw-sal'-je-ah*) [καυσός, a burning; ἄλγος, pain]. The burning pain that is sometimes present in injuries of the nerves.

cause (*kawz*) [*causa,* a cause]. The sources, conditions and origins of a result. The preceding factors that unite to produce a given condition. Causes are spoken of as efficient, instrumental, final, primary, secondary, predisposing, controlling, determining, ultimate, exciting, etc. **c., antecedent.** See *c., predisposing.* **c., determining,** a cause that precipitates the action of another or other causes. **c., efficient, c., essential,** one that secures the effect independent of the action of other causes. **c., endopathic,** see *c., internal.* **c., exciting,** the immediately preceding and conditioning factor. **c., exopathic, c., external,** one that acts external to the organism **c., immediate,** see *c , proximate.* **c., internal,** a cause acting within the organism. **c., negative,** one consisting in the absence of some prophylactic condition. **c., predisponent, c., procatarctic,** see *c., predisposing.* **c., predisposing,** that which tends to the development of a condition. **c., primary, c., proximate,** that one of several causes which takes effect last and acts with rapidity. **c., remote, c., secondary,** an ultimate cause. **c., ultimate,** one that eventually comes into play aided by a proximate cause. **c., vital,** a specific pathogenic microorganism.

causoma (*kaw-so'-mah*) [καύσωμα; καίειν, to burn; *pl., causomata*]. A burning; usually an inflammation.

caustic (*kaws'-tik*) [*causticum,* caustic]. 1. Very irritant; burning; capable of destroying tissue. 2. A substance that destroys tissue. **c. alkali,** a pure alkaline hydrate or oxide. **c. arrows,**

conical sticks charged with caustic material. **c., lunar** (*argenti nitras fusus*, U. S. P.), silver nitrate. **c., metallic**, one containing a metal or a metallic salt. **c., mitigated** (*argenti nitras mitigatus*, U. S. P.), silver nitrate made less active by fusion with potassium nitrate or argentic chloride. **c., perpetual**, fused silver nitrate. **c. potash**, potassium hydroxide. **c. soda**, sodium hydroxide.

causticity (*kaws-tis'-it-e*) [*καίειν*, to burn]. Caustic quality; corrosiveness.

cauter (*kaw'-ter*) [*καυτήρ*, a burner]. A searing-iron or cautery-iron; any caustic application.

cauterant (*kaw'-ter-ant*) [*καυτήρ*, a burner]. 1. Caustic; escharotic. 2. A caustic substance.

cauterism (*kaw'-ter-izm*). See *cauterization*.

cauterization (*kaw-ter-iz-a'-shun*) [see *cautery*] The application of a cautery; the effect of such an application. **c., distant**, that performed by holding the cautery at some distance from the surface to be cauterized. **c., galvanochemical** (Apostoli's), the destruction of the mucosa by means of electrolytic action. **c., inherent**, deep cauterization by means of the actual cautery. **c., Neapolitan**, deep cauterization through an incision. **c., objective**. See *c., distant*. **c. by points, c., punctate**, deep cauterization with a pointed cautery. **c., slow**, that performed with moxa. **c., subcutaneous**, deep cauterization by injection of caustics or by inclosing the cautery in a tube so as not to affect the superficial parts. **c., tubular**, Tripier's operation of charring the walls of an opening made into a cyst by means of an instrument connected with the negative pole of a battery.

cauterize (*kaw'-ter-iz*) [see *cautery*]. To sear or burn with a cautery or a caustic.

cautery (*kaw'-ter-e*) [*καυτήριον*, a branding iron]. A metal instrument heated by the electric current or in a flame, used to destroy tissue or for producing counterirritation. Syn., *instorium*. **c., actual**, the white-hot iron. **c., button-**, an iron heated in hot water. **c., galvanic**, a platinum wire heated by electricity. **c., nummular**, a cautery iron fitted with a coin-shaped disc. **c., Paquelin's**. See *Paquelin's cautery*. **c., potential, c., virtual**, the application of caustic substances. **c., solar**, a lens for concentrating the rays of the sun upon a part to be cauterized. **c., steam**. See *atmocausis*. **c., thermo-**. See *thermocautery*.

cava (*ka'-vah*) [L.]. 1. A vena cava. 2. Any external cavity or hollow of the body.

caval (*ka'-val*) [*cava*]. 1. Relating to a vena cava. 2 Hollow.

cavalry-bone (*kav'-al-re-bōn*). A bony deposit in the adductor muscles of the thigh.

cavascope (*kav'-a-skōp*) [*cava; σκοπεῖν*, to view]. An apparatus for illuminating a cavity.

cavern (*kav'-ern*) [*caverna*, a hollow]. A cavity in the lung due to necrosis of the parenchyma; also the cavity of a dilated bronchus. **c., brand**, one due to gangrenous destruction of a circumscribed segment of the lung parenchyma.

cavernitis (*kav-er-ni'-tis*). Inflammation of the corpora cavernosa.

cavernoma (*kav-ern-o'-mah*) [*cavern; ὄμα*, a tumor]. A cavernous tumor; a cavernous angioma.

cavernosa (*kav-ur-no'-sah*). Plural of *cavernosum*, *q. v.*

cavernosum (*kav-ur-no'-sum*). The corpus cavernosum

cavernous (*kav'-er-nus*) [*cavern*]. Having hollow spaces. **c. angioma**, an angioma filled with blood-spaces. **c. bodies**, the corpora cavernosa of the penis. **c. breathing**, the breath-sounds heard over a pulmonary cavity. **c. groove**. the carotid groove. **c. plexus**. See *plexus, cavernous*. **c. rale**, See *rale, cavernous*. **c. sinus**, a venous sinus situated at the side of the body of the sphenoid. **c. tissue**, erectile tissue. **c. tumor**, a cavernous angioma.

caviar, or caviare (*kav-e-ar'*) [Fr.]. The salted hard roe of the sturgeon and other large fish.

cavitary (*kav'-it-a-re*) [*cavitarius*, hollow]. Hollow; having, or forming cavities. Applied to any nematode worm; any intestinal worm that has a body-cavity; a worm that is not anenterous.

cavitas (*kav'-it-as*) [L.]. A hollow, a cavity. **c. cochleata**. See *duct, spiral*. **c. glenoidalis**, the glenoid cavity. **c. pulpæ**, the pulp-cavity of a tooth. See *dental cavity*.

Cavité fever (*kah-ve-ta'*) [*Cavité*, a town in the Philippines]. An acute contagious disease confined almost exclusively to Cavité naval station in the Philippines. It is marked by sudden onset, high temperature, severe muscular pain, and extremely tender and painful eyeballs, the incubation period varying from two days to two weeks.

cavitis (*ka-vi'-tis*) [*cava; itis*, inflammation]. Inflammation of a vena cava.

cavity (*kav'-it-e*) [*cavum*]. A hollow. See under *abdominal, amniotic, cotyloid, glenoid, pulp*, and *serous*. **c., ankyroid**, the descending cornu of the lateral ventricle. **cavities, cerebral**, the ventricles of the brain. **c., cotyloid**, the acetabulum. **c., cranial**, the hollow of the skull. **c., epiploic**, the omentum. **c., nasal**, the nasal fossa. **c., oral**, that of the mouth. Syn., *cavum oris; spatium oris*. **c., pleural**, the closed space of the pleura included between its parietal and visceral layers. **c., pleuroperitoneal**, the celom or body-cavity. **c., preperitoneal**. See *Retzius' space*. **c., sigmoid**, one of two depressions on the head of the ulna for articulation with the radius and humerus.

cavo-valgus (*ka-vo-val'-gus*) [*cavus*, hollow; *valgus*, bow-legged]. Cavus combined with valgus. See *clubfoot*.

cavum (*ka'-vum*) [L.]. Any hollow or cavity, normal or pathological. **c. abdominis**, the cavity of the abdomen. **c. articulare**, joint cavity. **c. conchæ**, the deepest part of the concave surface of the concha. **c. dentis**, the pulp-cavity of a tooth. **c. epidurale**, epidural cavity. **c. laryngis**, cavity of larynx. **c. Meckelii**. See *Meckel's cavity*. **c. mediastinale anterius**, anterior mediastinal cavity. **c. mediastinale posterius**, posterior mediastinal cavity. **c. medullare**, the medullary canal of bones. **c. nasi**, nasal cavity. **c. oris proprius**, the cavity of the mouth proper. **c. pelvis**, pelvic cavity. **c. pericardii**, the pericardial cavity. **c. peritonæi**, the peritoneal cavity. **c. pharyngis**, cavity of pharynx. **c. pleuræ**, the pleural cavity. **c. Retzii**. See *Retzius's space*. **c. septi**, the embryonal fifth ventricle of the brain. **c. septi pellucidi**, cavity of septum pellucidum, the fifth ventricle **c. subarachnoideale**, the subarachnoid space. **c. thoracis**, thoracic cavity. **c. subdurale**, the subdural space, the interval between the dura mater and the arachnoid. **c. thoracis**, thoracic cavity. **c. tympani**, the tympanic cavity. **c. uteri**, the cavity of the uterus.

cavus (*ka'-vus*) [L.]. 1. A hollow; a cavity. 2. Talipes arcuatus; hollow-foot.

cayaponine (*ka-ap'-o-nēn*) [*Cayaponia*, Brazilian name]. An alkaloid extracted from *Cayaponia globosa*, a cucurbitaceous plant of Brazil. It is said to purge without griping. Dose 1 gr. (0.06 Gm.).

Cayenne pepper (*ki'-en*). See *capsicum*.

Cazenave's lupus (*kaz-nāv'*) [P. L. A. *Cazenave*, French dermatologist, 1795–1877]. Lupus erythematosus. **C.'s vitiligo.** See *Celsus' area*.

Cb. Chemical symbol of *columbium*.

C. C. C. Abbreviation of cathodal closure contraction; also written CaCC.

Cc., c.c. Abbreviations of *cubic centimeter*.

$CCl_3.CHO . H_2O$. Chloral hydrate.

$CCl_3.COOH$. Trichloracetic acid.

c. cm. Abbreviation for cubic centimeter; more frequently written c.c.

C. C. S. Abbreviation of Casualty Clearing Station.

CCTe. Abbreviation for cathodal closure tetanus.

Cd. Chemical symbol of *cadmium*.

Ce. Chemical symbol of *cerium*.

C. E. mixture. A mixture of 2 parts of chloroform with 3 parts of ether; used as a general anesthetic, and said to be preferable to the A. C. E. mixture in cases of thyroid enlargement, Ludwig's angina, sublingual abscess, and where the respiratory tract is encroached upon.

ceanothin (*se-an-o'-thin*). 1. A brown powder obtained from *Ceanothus americanus*. It is purgative and alterative, and is used in syphilis, dysentery, and sore throat. Dose 1–2 gr. (0.065–0.13 Gm.) 2. A resinoid isolated from *Ceanothus americanus;* slightly soluble in alcohol and ether.

cearin (*se'-ar-in*). An ointment-base consisting of carnauba wax, 1 part; paraffin, 3 parts, melted together and mixed with 4 times its weight of liquid petrolatum.

ceasma (*se-az'-mah*) [κέασμα, a chip; pl., *ceasmata*]. A splinter; a fissured state.

ceasmic (*se-az'-mik*) [κέασμα, a chip] Fissured; remaining in the primitive fissured state of the embryo

cebocephalia (*se-bo-sef-a'-le-ah*) [κήβος, a kind of monkey, κεφαλή, the head]. The condition of being cebocephalic.

cebocephalic (*se-bo-sef-al'-ik*) [κήβος, a kind of monkey, κεφαλή, the head]. Of the nature or appearance of a cebocephalus.

cebocephalus (*se-bo-sef'-al-us*) [κήβος, a monkey; κεφαλή, head]. A variety of single autositic monsters of the species *Cyclocephalus*, in which there is entire absence of the nose, with, however, two orbital cavities and two eyes, the region between the eyes being narrow and perfectly flat.

cebur (*se'-bur*). See *balsam, Tagulaway*

cecal (*se'-kal*) [*cecum*]. 1. Pertaining to the cecum. 2. Ending in a cul-de-sac.

cecectomy (*se-sek'-tom-e*) [*cecum;* τομή, a cutting]. Excision of the cecum.

cecitas (*se'-sit-as*) [L.]. Blindness.

cecitis (*se-si'-tis*) [*cecum;* ιτις, inflammation]. Inflammation of the cecum; typhlitis.

cecity (*ses'-it-e*) [*cæcus*, blind]. Blindness.

cecocele (*se'-ko-sēl*) [*cecum;* κήλη, hernia]. A hernia into the cecum. Syn., *typhlocele*.

cecograph (*se'-ko-graf*) [*cæcus*, blind; γράφειν, to write]. A writing-machine for the use of the blind.

cecopexy (*se'-ko-peks-e*) [*cecum;* πῆξις, fixation]. Fixation of the cecum by a surgical operation.

cecoplication (*se-ko-pli-ka'-shun*). An operation for the relief of dilated cecum, consisting in taking folds in its wall.

cecoptosis (*se-kop-to'-sis*) [*cecum;* πτῶσις, a falling]. A downward displacement of the cecum.

cecosigmoidostomy (*se-ko-sig-moid-os'-to-me*) [*cecum; sigmoid;* στόμα, a mouth]. The making of an anastomosis between the cecum and sigmoid.

cecostomy (*se-kos'-to-me*) [*cecum;* στόμα, a mouth]. The formation of an artificial anus in the cecum.

cecum, cæcum (*se'-kum*) [*cæcus*, blind]. The large blind pouch or culdesac in which the large intestine begins. **c. mobile,** abnormal mobility of the cecum, so that it can be pushed up out of its normal situation.

cecutiency (*se-ku'-shen-se*) [*cæcutire*, to become blind]. Tendency to, or the commencement of, blindness.

cedar (*se'-dar*) [*cedrus*, cedar]. One of the genus of coniferous trees, *Cedrus*. **c.-oil,** a transparent oil obtained from *Juniperus virginiana*, and used as a clearing agent in histology and for oil-immersion lenses.

Cedrela (*sed'-re-lah*) [κεδρελάτη, a cedar-fir tree]. A genus of trees found in tropical regions and allied to mahogany. **c. febrifuga,** of Southern Asia; **c. odorata,** bastard cedar, of tropical America (see *Cailcedra*). **c. rosmarinus,** of Indo-China, and **c. toona,** of India, are among the species that afford active medicines.

cedrene (*se'-drēn*) [*cedrus*, cedar], $C_{15}H_{24}$. A volatile liquid hydrocarbon found in oil of red cedar (see *Juniperus virginiana*), oil of cloves and oil of cubebs. **c. camphor,** $C_{15}H_{26}O$, a camphor that separates from the oil of red cedar.

cedrin (*se'-drin*) [*cedrus*, cedar]. A bitter crystalline substance obtained from cedron.

cedron (*se'-dron*) [*cedrus*, cedar]. The seeds of *C. simaba*, a popular external remedy in tropical America for the bites of venomous insects and serpents, and of reputed value in malarial fevers. Dose of the fluidextract ♏ j–viij.

cehasol. A preparation like ichthyol, produced by fractional distillation from fossil fish; it is used in various strengths in vaseline for skin diseases.

ceke (*the'-ke*). A Fiji term for elephantiasis of the scrotum.

Cel. Abbreviation for Celsius, scale of thermometer.

celandine (*sel'-an-dēn*). See *chelidonium*.

celarium, cœlarium (*se-la'-re-um*). The epithelium of the celom.

celastrine (*se-las'-trēn*). 1. Mosso's name for a poisonous alkaloid obtained from the leaves of *Catha edulis;* it resembles caffeine physiologically, though more energetic and differing essentially from it. Syn., *kathine*. 2. A bitter principle found by Dragendorff in the leaves of *Celastrus serratus*. 3. A substance forming minute white crystals found by Wayne in *Celastrus scandens*.

Celastrus (*sel-as'-trus*) [κήλαστρος, an evergreen tree]. A genus of trees and shrubs, nearly allied to *Euonymus*. *C. paniculatus* is a climbing shrub of India; the oil from the seeds (oleum nigrum) is a powerful stimulant and diaphoretic in gout and fever. *C. scandens*, of North America, is cathartic, diuretic, and alterative. *C. serratus* is a native of Abyssinia; the leaves are used in malaria; they contain tannin, a bitter principle, *celastrin*, and a volatile oil.

celation (*sel-a'-shun*) [*celatio*, a hiding]. The concealment of illness, of a birth, or of pregnancy.

cele (*sēl*) [κοιλία, cavity]. An encephalic cavity; used instead of ventricle.

-cele (*sēl*) [κήλη, a tumor]. A suffix denoting a tumor, or swelling, or hernia.

celectome (*se-lek'-tōm*) [*-cele*; ἐκτομή, excision]. An instrument for obtaining a piece of tissue from the interior of a tumor, for microscopical examinations.

celenteron (*se-len'-ter-on*). Same as *archenteron*, *q. v.*

celerina (*sel-e-rī'-nah*). A proprietary remedy said to contain celery, black haw, coca and kola.

celery (*sel'-er-e*) [σέλινον, a kind of parsley]. The stalk of *Apium graveolens*, or common garden celery. It contains *apiol*, *q. v.* It is reputed to be antispasmodic and nervine. Dose indefinite. **c. seed,** used to cover the taste of other drugs.

celia (*se'-le-ah*) [κοιλία, belly]. 1. The belly; the stomach. 2. A ventricle of the brain.

celiac (*se'-le-ak*) [*celia*]. Abdominal; pertaining to the belly. **c. artery.** Same as *c. axis.* **c. axis,** a branch of the abdominal aorta; it divides into the gastric, hepatic, and splenic arteries. See under *artery.* **c. disease,** a form of chronic indigestion generally occurring in children under five years of age, and characterized by offensive diarrhea. **c. ganglion.** See *ganglion, semilunar.* **c. passion,** painful diarrhea, or dysentery. **c. plexus,** a sympathetic nerve-plexus situated about the origin of the celiac axis.

celiaca (*se-lī'-ak-ah*) [κοιλία, the abdomen]. Diseases of the abdominal organs.

celiacomesenteric (*se-le-ak-o-mez-en-ter'-ik*). Relating to the celiac and mesenteric regions.

celiadelphus (*se-le-ad-el'-fus*) [κοιλία, belly; ἀδελφός, brother]. A monstrosity having two bodies joined at the abdomen.

celiagra (*se-le-ag'-rah*) [κοιλία, belly; ἄγρα, seizure]. Abdominal gout.

celialgia (*se-le-al'-je-ah*) [*celia*; ἄλγος, pain]. Pain in the abdomen.

celian, celine (*se'-le-an, se'-lin*). Same as *celiac.*

celianeurysm (*se-le-an'-ū-rizm*) [*celia*; ἀνεύρυσμα, a widening]. An abdominal aneurysm.

celiectasia (*se-le-ek-ta'-ze-ah*) [*celia*, ἔκτασις, a stretching-out]. Abnormal distention of the abdominal cavity.

celiectomy (*se-le-ek'-to-me*) [*celia*; ἐκτομή, a cutting]. Excision of an abdominal organ.

celiemia (*se-le-e'-me-ah*) [*celia*; αἷμα, blood]. Hyperemia of the abdominal viscera.

celiitis, cœliitis (*se-le-ī'-tis*) [*celia*; ιτις, inflammation] Inflammation of the abdominal organs.

celiocele, cœliocele (*se'-le-o-sēl*) [*celia*; κήλη, a hernia]. Abdominal hernia.

celiocentesis, cœliocentesis (*se-le-o-sen-te'-sis*) [κοιλία, belly; κεντήσις, puncture]. Puncture of the abdomen.

celiocolpotomy (*se-le-o-kol-pot'-o-me*) [κοιλία, the belly; κόλπος, vagina; τομή, incision]. Opening the abdomen through the vagina, for the removal of a tumor or other body.

celiocyesis (*se-le-o-sī-e'-sis*) [κοιλία, belly; κύησις, pregnancy]. Abdominal extra-uterine gestation.

celiodynia, cœliodynia (*se-le-o-din'-e-ah*) [*celia*; ὀδύνη, pain]. Pain in the abdomen.

celioelytrotomy (*se-le-o-el-e-trot'-o-me*) [κοιλία, the belly; ἐλύτρον, vagina; τομή, incision]. Same as celiocolpotomy, *q. v.*

celioenterotomy (*se-le-o-en-ter-ot'-o-me*) [κοιλία, the belly, ἔντερον, intestine; τομή, incision]. Opening the intestine through an incision in the abdominal wall.

celiogastrotomy (*se-le-o-gas-trot'-o-me*) [*celia*; γαστήρ, stomach; τομή, cutting]. The opening of the stomach through abdominal incision.

celiohemia, cœliohæmia. See *celiemia.*

celiohysterectomy (*se-le-o-his-ter-ek'-to-me*) [*celia*; ὑστέρα, womb; ἐκτομή, a cutting out]. 1. Excision of the uterus through an abdominal cut. 2. Porro-cesarean section

celiohysterotomy (*se-le-o-his-ter-ot'-o-me*). 1. Same as *cesarean section, q. v.* 2. Incision of the uterus through an abdominal cut

celiolymph (*se'-le-o-limf*) [κοιλία, a cavity; *lympha*, water]. The cerebro-spinal fluid.

celiomyalgia (*se-le-o-mī-al'-je-ah*) [κοιλία, belly; μῦς, muscle; ἄλγος, pain]. Pain in the abdominal muscles.

celiomyitis, cœliomyitis (*se-le-o-mī-ī'-tis*) [*celia*; μῦς, muscle; ιτις, inflammation]. Inflammation of the muscles of the abdomen.

celiomyodynia, cœliomyodynia (*se-le-o-mī-o-din'-e-ah*). See *celiomyalgia.*

celiomyomectomy (*se-le-o-mi-o-mek'-tom-e*) [κοιλία, the belly; *myoma*; ἐκτομή, excision]. Removal of a myoma (of the uterus) through an abdominal incision.

celioncus (*se-le-ong'-kus*) [κοιλία, the belly; ὄγκος, a swelling]. A tumor of the abdomen.

celioparacentesis (*se-le-o-par-ah-sen-te'-sis*) [κοιλία, belly; *paracentesis*]. Tapping, or paracentesis of the abdomen.

celiopyosis (*se-le-o-pī-o'-sis*) [κοιλία, belly; πίωσις, a suppuration]. Suppuration in the abdominal cavity.

celiorrhaphy (*se-le-or'-a-fe*) [κοιλία, the belly; ῥάφη, a seam]. Suture of the abdominal wall.

celiorrhea (*se-le-or-e'-ah*) [κοιλία, the belly; ῥέειν, to flow] Diarrhea.

celioschisis (*se-le-os'-kis-is*). [*celia*; σχίσις, fissure]. Congenital abdominal fissure.

celioscope (*se'-le-o-skōp*) [κοῖλος, a hollow; σκοπεῖν, to examine]. An apparatus for illuminating and inspecting body-cavities.

celioscopy, cœlioscopy (*se-le-os'-ko-pe*). Kelling's method of examining the peritoneal cavity by filling it with sterile filtered air through a hollow needle, plunging a trocar through the distended abdominal wall, and passing through the trocar a cystoscope by means of which the adjacent peritoneal surface may be inspected.

celiotomy (*se-le-ot'-o-me*) [*celia*; τομή, a cutting]. Surgical opening of the abdominal cavity

celitis (*se-lī'-tis*) [κοιλία, belly; ιτις, inflammation] Inflammation of the abdominal organs.

cell (*sel*) [*cella*, a small, hollow cavity]. 1. A granular mass of protoplasm containing a nucleus. The typical adult cell consists of protoplasm or cell-contents, a nucleus, and, within the latter, one or more nucleoli. The cell may or may not have a cell-wall. The *protoplasm* consists of two parts—the *spongioplasm* and the *hyaloplasm.* The *nucleus* is made up of a nuclear membrane, nuclear fibrils (*chromatin*), and nuclear matrix (*achromatin*). The *nucleolus* is a highly refracting body the function of which is not known. 2. A galvanic element or single member of a galvanic battery without the connecting wire between the metals. **c., acid.** Same as *c., delomorphous.* **c., acidophil,** one which attracts acid dyes. Syn., *oxyphil cell.* **c.s, adelomorphous,** epithelial cells composing the chief part of the lining of the glands of the stomach, particularly the pyloric region. They are supposed to secrete pepsinogen. Syn., *central cell; peptic cell.*

c., adventitial. 1. A branched cell peculiar to the perithelium. 2. A stellate cell of the membrana propria of glands. **c., air-.** See *air-cell.* **c.s, amacrine,** spongioblasts of the inner nuclear layer of the retina; they lack long processes, though sometimes axis-cylinder processes are given off which may extend into the nerve-fiber layer. The bodies of these cells are often partly in the inner molecular layer. **c., ameboid,** a cell capable of changing its form and of moving about like an ameba. **c., apolar,** a nerve-cell without processes. **c. basket,** a neuron from whose axis cylinder there project fibrils which surround another cell. **c., beaker-.** See *c. goblet-.* **c., binary nerve-,** two pyriform nerve-cells contained in a single sheath and each provided at its pointed end with a single nerve-fiber; these radiate in opposite directions **c.-body,** the mass of a cell. **c., bone-.** See *osteoblast.* **c., brush-.** See *Deiters' cells.* **c.s, calcigerous.** 1. Cells containing earthy salts found in dentine. 2. Mueller and Henle's name for the lacunæ of bone and their canaliculi. **c.-capsule,** a thick or unusually strong cell-wall. **c., central.** Same as *c., adelomorphous.* **c.s, centroacinar, c.s, centroacinous,** little cellular masses found in the interstitial connective tissue of the pancreas. Syn., *Langerhans' islets; Renaut's follicular points* **c., chromatophore,** a cavity directly beneath the epidermis containing pigment and changing its shape and color by means of attached radiating muscular bands **c., ciliated,** one provided with cilia **c., cleavage,** a segmentation-cell. **c., columnar,** one of the elongated cells forming columnar epithelium. **c.s., commissural.** See *c., heteromeral.* **c.-cones,** the cancernests of a squamous epithelioma—so called from their conical shape **c. cornocyte** (botany) A common cell. **c., constant,** the galvanic element of a constant battery **c. of Corti.** See *Corti's cell* **c.-cover,** the cuticular layer. **c., cover-.** See *c., tegmental* **c., cylindrical,** a variety of epithelial cell shaped like a miniature cylinder **c., cytochrome,** a nerve-cell having a cell-body very small in proportion to its nucleus **c., daughter-,** a cell originating from the division of the protoplasm of a mother-cell **c.s., decidual,** a proliferation of young connective-tissue cells above the uterine glands taking place after the ovum is impregnated. **c. of Deiters.** See *Deiters' cells.* **c.s., delomorphous,** Rollet's name for granular cells which stain deeply, occurring next the basement-membrane in the glands of the stomach in the cardiac region They are supposed to secrete acid. **c.s., demilune,** granular protoplasmic cells found in mucous glands, lying between the mucous cells and the basement-membrane. Syn., *cells of Gianuzzi.* **c., dentine, c., dentinal.** 1. An odontoblast. 2. One of the lacunæ in dentine similar to those in bone. 3. One of the bodies forming the matrix in dentine **c.-division.** See *karyokinesis* **c.-doctrine,** the theory that the cell is the unit of organic structure, and that cell-formation is the essential process of life and its phenomena. **c., elementary,** an embryonic cell; also a leukocyte. **c., embryo, c., embryonic,** one arising from the division of the ovum. Syn., *elementary cell; formative cell; primary cell; primitive cell, primordial cell.* **c.s, embryoplastic,** cells originating from the mesoblast and becoming stellate or fusiform; they comprise the fixed connective-tissue corpuscles in developing connective tissue. Syn., *fibroplastic bodies* or *cells.* **c.s, endothelial,** flat cells found on the inner surface of vessels and spaces that do not communicate directly with the external air. **c., epidermic, c., epithelial.** See *epithelium.* **c., epithelioid,** one of the flattened cells forming an epithelial or endothelial covering in forms of membranous connective tissue. **c.s, ethmoid,** the cellular cavities of the lateral masses of the ethmoid bone. Syn., *ethmoid sinuses.* **c., external ciliated.** See *Corti's cell.* **c., fiber-,** a cell elongated into a fiber. **c., fibrillated.** 1. See *Heidenhain's rods.* 2. One of the fibrillated cells lining the interlobular ducts of the salivary glands. **c.-fission,** cell-division. **c.s, follicular.** 1. Those of which the membrana granulosa is composed. 2. See *Sertoli's columns.* **c., formative.** Same as *c., embryonic.* **c.s, Foule's.** See *Foule's cells.* **c., fusiform,** a spindle-cell. **c., ganglion-,** a large nerve-cell, especially that found in the spinal ganglia. **c., germinal,** an epiblastic cell from which a neurone is derived **c., giant-,** large multinuclear cells occurring in tuberculosis and other infectious granulomata, in bone, in giant-cell tumors, etc. **c. of Gianuzzi.** See *c.s, demilune.* **c.s, glia-,** neuroglia. **c.-globulins,** Halliburton's name for forms of globulin that occur in lymph-corpuscles and can be extracted from them by solutions of sodium chloride. **c., goblet-,** an epithelial cell that has been bulged out like a goblet by the presence of mucin. **c.s, Golgi's.** See *Golgi's cells.* **c., Grove.** See *Grove's cell.* **c., guard.** See *guard.* **c., gustatory,** a taste cell. **c., hair.** See *hair.* **c., hecateromeric, c., hecatomeral,** a nerve-cell of the cinerea of the spinal cord whose processes divide into two, one going to each side of the cord. **c., heckle,** a prickle-cell. **c.s, Heidenhain's.** 1. See *c.s, delomorphous.* 2. See *c.s, adelomorphous.* **c., heteromeral, c., heteromeric,** a nerve-cell in the cinerea of the spinal cord, the axons of which pass through one of the commissures and enter the white matter of the other side of the cord. Syn., *commissural cell.* **c., histogenetic wandering,** a migratory connective-tissue cell or glandular cell; a wandering cell that is not a leukocyte. **c.s, horn-, c.s, horny,** those comprising the stratum corneum of the epidermis; they are homogeneous cells containing keratin, and are modified to form nails, hoofs, hair, etc. **c.s, imbricated,** those overlapping like roof-tiles. **c., indifferent,** a cell found in the walls the neural tube. **c.-islets,** the centers of most active growth in young cellular tissues. They contain the stores of nutriment that are gradually dissolved and digested. **c.s, v. Koelliker's.** See *v. Koelliker's cell.* **c.s, v. Koelliker's tract-.** See *v. Koelliker's tract-cells.* **c.s, liver-,** nucleated polyhedral or spheroidal cells containing granules of glycogen and pigment and more or less fat, forming the glandular substance of the liver. **c., locomotive** one endowed with power of movement, especially a ciliated cell. **c., lymphoid,** a small, round, connective-tissue cell containing a relatively large nucleus. **c., marrow,** an osteoblast. **c.s, mast-,** leukocytes containing coarse basophile granules. They are occasionally present in the peripheral circulation as the result of certain pathological influences, but are totally foreign to the normal blood of man. They are commonly found in the splenomedul-

lary type of leukemia. The granules of the mast-cell show an intense affinity for basic aniline dyes, toward which they react metachromatically. In view of their distinctive behavior toward selective stains for mucin, Harris suggests for the mast-cell the term *mucinoblast.* **c., mastoid,** one of the hollow air-spaces in the structure of the mastoid process. **c.s, medullary.** 1. Marrow-cells. 2. The ameboid cells of cartilage-bone. **c., mother-,** a cell that divides its protoplasm and gives each part a new cell-wall. **c., motor,** a nerve-cell generating impulses. **c., mucin-, c., mucous, c., mucus-,** a cell which secretes mucus, particularly a kind of salivary cell secreting mucus, but no albumin. **c.-multiplication,** cytogenesis, a name given to the process of reproduction of cells. It may be *direct,* as when a cell constricts and cuts off a part of itself, or *indirect,* when the division is preceded by the cycle of nuclear changes known as karyokinesis. **c.s, muscle-,** a general term for cells the substance of which is contractile. **c., myeloid.** 1. See *myeloplax.* 2. Applied, from its resemblance to a cell of the red marrow of bone, to one of the oval multinuclear cells of myeloid tumors. **c., naked,** one unprovided with a cell-wall. **c.-nests,** a collection of epithelial cells closely packed together and surrounded by a connective-tissue stroma. Cell-nests are found in carcinoma. **c., neuroglia,** one of the cells of the neuroglia; flat, round cells, especially numerous about blood-vessels and the pia mater. **c., neutrophil.** See *c., acidophil.* **c., nuclear,** a nucleated dendritic nerve-cell. **c., nucleated,** a cell containing one or more nuclei. Syn., *karyota.* **c.-nucleus,** the cytoblast; the areola. **c.s, oxyntic.** See *c.s, delomorphous.* **c., oxyphil.** See *c., acidophil.* **c.s, palatine,** the cells formed by the junction of the palatine and ethmoid bones. **c., parietal.** Same as *c., delmorphous.* **c., peptic.** Same as *c., adelomorphous.* **c., pigmented,** one containing granules of pigment. **c., pillar,** a peculiar S-shaped cell with a striated body, found in the organ of Corti. **c.s, plasma-.** 1. (Of Unna.) Cubic or rhombic cells, the protoplasm of which stains deeply with methylene-blue, while the nucleus, which has usually an eccentric situation, is readily decolorized (by creosote or styrone) They are probably derived from lymphocytes, and play an important part in inflammatory reactions, especially in granulomatous processes 2. (Of Waldeyer.) Nucleated cells of varying size and shape, with voluminous, coarsely granular protoplasm, found in connective tissue, especially about the blood-vessels. **c.-plate.** 1. The equatorial plate in which division of the nucleus occurs during karyokinesis. 2. (Of Strasburger.) The equatorial thickening of the spindle-fibers from which the septum arises during the mitosis of plant-cells. **c.-plate, subendothelial,** a small granular cell of unknown function occurring in the intima of blood-vessels. **c., polar.** See under *polar.* **c., porous.** 1. One containing an opening in the side. 2. A porous jar containing one of the liquids of a galvanic battery. **c., prickle-.** See *prickle-cell.* **c., primary.** 1. An embryonic cell. 2. Any undifferentiated cell. **c., protective.** See *c., tegmental.* **c.s, pseudoplasma,** cells found in normal human spleen and differing from plasma-cells in that they are larger, and possess twisted nuclei which do not present the characteristic chromatin arrangement. They appear to be a variety of large mononuclear leukocyte, the protoplasm of which has become basophilic. **c.s, Ranvier's.** See *Ranvier's cells.* **c., rhagiocrine.** Same as *macrophage.* **c., roof.** 1. See *c., tegmental.* 2. One found on the convexity formed by the junction of the two rows of arches in the organ of Corti. **c., salivary,** one of those forming the lining of the alveoli of the salivary glands. **c.-sap,** the more fluid part of the cell-contents. **c., sarcogenic,** an embryonic cell which develops into a muscular fiber. **c., segmentation.** See *blastomere.* **c.s, sense-, c.s, sensory,** those adapted for the reception and transmission of sensory impressions. **c.s, sensory epithelial,** modified epithelial cells in an organ of sense connected with the fibrils of the nerves of that organ. **c., sensory nerve-,** a nerve-cell the axis-cylinder process of which is supposed to be continued as a sensory nerve. **c., septate,** one with a septum across its lumen. **c., serous fat-,** a fat-cell occurring in emaciated individuals, in which the fat is reduced to a few small globules and in its place there is a pale protoplasm mixed with a mucoid fluid; the cell is no longer spherical. **c., simple,** one which has not undergone differentiation. **c., sister-,** one formed simultaneously with another in the division of a mother-cell. **c., Sorby tubercular.** See *Sorby's cell.* **c.-spaces.** See *Recklinghausen's canals.* **c., sperm,** a spermatozoon; a spermatoblast. **c., spider-.** See *Desters' cells.* **c., spindle-,** a cell having a fusiform shape. **c., spiral fiber-,** a motor cell of the heart, having a spiral fiber coiled around a larger straight one. The cell constantly disengages the excitation which the spiral fiber transmits to the heart-muscle. Syn., *Beale's cell; spiral fiber ganglion-cell.* **c.s, splanchnic,** those of the splanchnic layer of the mesoderm. **c.s, squamous,** a variety of epithelial cells found on the surface of the skin and certain mucous membranes and characterized by their scale-like flatness. **c.-stations,** cells in the sympathetic ganglion around which the nerve-fibers arborize. **c., sterile,** one occurring in a reproductive organ, but not participating in reproductive processes. **c.s, Stilling's.** See *Stilling's cells.* **c.s, stroma,** those forming the mass of an organ. **c., swarm,** a naked ciliated cell. **c., sympathetic,** a nerve-cell of the sympathetic nervous system as distinguished from one of the cerebrospinal system. **c., tapetal, c., tapetum,** one which forms or aids others in forming an investment over an organ. **c., taste,** a spindle-shaped cell in taste-buds. **c., tegmental,** one covering and protecting another cell of special function, as, *e. g.,* those forming the outer layer of the taste-buds. Syn., *cover-cell* **c.-theory,** the doctrine that cell-formation is the essential biogenetic element. **c., twin,** a single cell resulting from the fusion of two cells. **c., two-fluid,** a galvanic element in which two fluids are used. **c., vasofactive, c., vasoformative,** a cell that anastomoses with other similar cells so as to form blood-vessels. **c.s, vortex,** Meyer's term for cortex cells which show a peculiar whorl-like and very regular arrangement of the chromophilic material. **c.-wall,** the membrane surrounding a cell. **c., wandering,** a leukocyte. **c., whip-,** a cell furnished with flagella. **c., zinc-carbon,** a galvanic cell in which zinc and carbon are the two elements

employed. **c., zinc-copper,** a galvanic cell in which zinc and copper are the elements employed.

cella (*sel'-ah*) [L.]. 1. A cell. 2. A portion of the paracele extending caudad from the porta. **c. lateralis,** the lateral ventricle of the brain, or one of its cornua. **c. media,** the central cornu of the lateral ventricle, or that part of the ventricle whence the cornua extend. **c., turcica.** See *sella turcica*. **c. of Wilder.** Same as *c. media*.

cellase (*sel'-ās*). A ferment which acts on cellose.

cellasin (*sel'-as-in*). Trade name of a ferment which is said to split sugar, starch, fat and peptone.

cell-color ratio. The result of dividing the percentage of erythrocytes by the percentage of hemoglobin.

celliferous (*sel-if'-er-us*) [*cella*, cell; *ferre*, to bear]. Producing, forming, or bearing cells.

celloid (*sel'-oid*) [*cella*, a cell; εἶδος, form]. Resembling a cell.

celloidin (*sel-oid'-in*) [*cell; εἶδος*, form]. A concentrated form of collodion for use in embedding objects for histological purposes.

cellon (*sel'-on*). Tetrachlorethane, used as a solvent for cellulose; its fumes cause malaise, drowsiness, and jaundice.

cellose (*sel'-ōs*). A substance derived from cellulose by hydrolysis.

cellotropin (*sel-ot'-ro-pin*). Monobenzoyl arbutin, obtained from the action of benzoyl chloride upon arbutin in neutral solution. Used in the treatment of tuberculosis and scrofula.

cellu flour (*sel'-ū*). Trade name of a cellulose flour, said to be a commercially pure cellulose in the form of flour.

cellula (*sel'-ū-lah*). See *cellule*.

cellular (*sel'-ū-lar*) [*cella*, cell]. Relating to or composed of cells. **c. cartilage,** cartilage composed mainly of large cells, with but little intercellular substance. **c. membrane, c. tissue,** areolar tissue; bony connective tissue; cancellous tissue. **c. pathology.** See *pathology, cellular* **c. therapy,** the name applied by Aulde to the method in therapeutics of exhibiting properly-selected medicaments with a view to restoration of cell-function. It aims to apply scientifically those remedies that experience has shown to possess special curative properties in the restoration of disordered functions.

cellule (*sel'-ūl*) [*cellula*, a small cell]. A small cell.

cellulic (*sel'-ū-lik*). Relating to cells; derived from cell-walls by action of acid or alkalies.

cellulicidal (*sel-ū-lis'-id-al*) [*cellule; cædere*, to kill]. Destructive to cells.

celluliferous (*sel-ū-lif'-er-us*) [*cellula*, a little cell; *ferre*, to bear]. In biology, producing small cells.

cellulifugal (*sel-ū-lif'-ū-gal*) [*cellule; fugere*, to flee]. Pertaining to the transmission of impulses from a nerve-cell.

cellulin (*sel'-u-lin*). Same as cellulose, *q. v.*

cellulipetal (*sel-ū-lip'-e-tal*) [*cellule; petere*, to *seek*]. Relating to the transmission of impulses toward a nerve-cell.

cellulitis (*sel-ū-lī'-tis*) [*cellule; ιτις*, inflammation]. A diffuse inflammation of cellular tissue. Syn., *ethmyphytis*. **c., ischiorectal,** inflammation of the cellular tissue lying below the anal levator muscle or anal fascia. **c., pelvic.** See *parametritis*. **c., pneumococcous,** that due to the invasion of pneumococci.

celluloadipose (*sel-ū-lo-ad'-ip-ōs*). Relating to loose connective tissue containing fat-cells.

cellulocutaneous (*sel-ū-lo-ku-ta'-ne-us*) [*cellule; cutis*, skin]. Relating to cellular tissue and the skin.

cellulofibrinous (*sel-ū-lo-fī'-brin-us*). Both cellular and fibrinous.

celluloid (*sel'-ū-loid*) [*cellula*, a little cell; *εἶδος*, form]. A product of the action of camphor upon pyroxylin.

celluloneuritis (*sel-ū-lo-nū-rī'-tis*). Inflammation of nerve cells.

cellulosa (*sel-ū-lo'-sah*) [L.]. A cellular coat. **c. chorioideæ,** the external layer of the choroid coat of the eye.

cellulose (*sel'-ū-lōs*) [*cellule*]. $C_{12}H_{20}O_{10}$. Woodfiber; lignose, the principal ingredient of the cell-membranes of all plants. It is a white, amorphous mass, insoluble in most of the usual solvents. **c., reagent for.** See *Schultze, Schweitzer*.

cellulosity (*sel-ū-los'-e-te*). The condition of being cellular.

celology (*sel-ol'-o-je*) [*κήλη*, hernia; *λόγος*, science]. That branch of surgical science that treats of hernia.

celom, celoma (*se'-lom, se-lo'-mah*) [*κοίλωμα*, a cavity]. The embryonic body-cavity.

celophlebitis (*se-lo-fle-bi'-tis*) [*κοῖλος*, hollow; *φλεψ*, vein; *ιτις*, inflammation]. Inflammation of a vena cava.

celophthalmia (*se-loff-thal'-me-ah*) [*κοῖλος*, hollow; *ὀφθαλμός*, eye]. Hollowness of the eyes.

celoscope (*se'-lo-skōp*) [*κοῖλος*, hollow; *σκοπεῖν*, to observe]. An instrument for examining a cavity of the body by means of the electric light, enclosed in a flask and mounted upon a glass shank.

celosis (*se-lo'-sis*) [*κοῖλος*, hollow] The formation of any cavity. **c., endocytic,** the formation of a cavity within a cell. **c., paracytic,** the formation of a cavity between cells.

celosoma (*se-lo-so'-mah*) [*κοῖλος*, hollow; *σῶμα*, the body]. A species of single autositic monsters characterized by more or less extensive body-cleft, with eventration, associated with various anomalies of the extremities, of the genitourinary apparatus, of the intestinal tract, and even of the whole trunk.

celosomia (*se-lo-so'-me-ah*) [*κήλη*, hernia; *σῶμα*, body]. Congenital protrusion of the viscera, with defect of the thoracic or abdominal walls.

celosomus (*se-lo-so'-mus*) [*κήλη*, a hernia; *σῶμα*, the body]. A monster with fissure or absence of the sternum and hernia of the thoracic or abdominal organ.

celostomia (*se-lo-sto'-me-ah*) [*κοῖλος*, hollow; *στόμα*, mouth]. Hollowness of the voice.

celotome (*se'-lo-tōm*) [*κήλη*, hernia; *τέμνειν*, to cut] A hernia-knife.

celotomy (*se-lot'-o-me*) [*κήλη*, hernia; *τέμνειν*, to cut]. The operation for strangulated hernia by incision of the stricture.

Cels. Abbreviation for *Celsius;* the Celsius scale of the thermometer.

Celsius scale [Anders *Celsius*, Swedish astronomer, 1701–1744]. A term sometimes (but erroneously) employed for the centigrade scale on the thermometer. It is the reverse of the centigrade scale, having the freezing-point at 100° and the boiling point at 0°.

Celsus' area (*sel'-sus*) [Aulus Cornelius *Celsus*, Roman physician and writer, 1st century, A.D.]. Alopecia areata. **C.'s chancre,** the

soft chancre or chancroid. **C.'s kerion,** suppurating ringworm, a pustular inflammation of the hair-follicles of the scalp in tinea tonsurans. **C.'s papules,** a form of acute papular eczema.

celtium-hafnium. See *hafnium.*

CELSUS, 1ST CENTURY A. D.

cement (*se-ment'*) [*cæmentum,* a rough stone]. 1. Any plastic material capable of becoming hard and of binding together the objects that are contiguous to it. 2. Filling-material for the teeth. 3. The crusta petrosa of the teeth. **c.-substance,** the substance holding together the endothelial cells of the intima of blood-vessels

cementation (*sem-en-ta'-shun*) [*cement*]. 1. A process of causing a chemical change in a substance by surrounding it with the powder of other substances and exposing the whole to red heat in a closed vessel for a length of time. 2. In biology, the concrescence of hyphæ.

cementinification (*se-men-tin-e-fik-a'-shun*). The formation of cementum about the dental root.

cementoblast (*se-ment'-o-blast*) [*cæmentum,* cement; βλαστός, germ]. A cement-corpuscle in tooth-tissue; more correctly, an osteoblast that takes part in the development of the dental cement.

cementodentinary (*se-ment'-o-den'-tin-a-re*) [*cæmentum,* cement; *dens, dentis,* a tooth]. Relating to the cement and dentine of a tooth.

cementoma (*se-ment-o'-mah*) [*cæmentum,* cement; ὄμα, tumor; *pl., cementomata*]. A tumor thrown out by the irritated alveolar periosteum.

cementoperiostitis (*se-men-to-per-e-os-ti'-tis*). Same as *pyorrhœa alveolaris.*

cementosis (*sem-en-to'-sis*). The development of a cementoma.

cementum (*se-ment'-um*). A layer of bone developed by ossification of the dental follicle over the root of the tooth. It differs from ordinary bone by the greater number of Sharpey's fibers in it. Its development begins on the milk-teeth during the fifth month.

cenadelphus, cœnadelphus (*sen-a-del'-fus*) [κοινός, common; ἀδελφός, a brother]. A double monster with the halves equally developed or having one or more vital organs in common.

cenencephalocele (*sen-en-sef-al'-o-sēl*) [κενος, empty; ἐγκέφαλος, brain; κήλη, tumor]. A protrusion of pure brain substance through a cranial fissure.

cenesthesia, cenæsthesia (*sen-es-the'-ze-ah*) [κενός, destitute; αἴσθησια, perception]. Hysterical loss of consciousness of identity.

cenesthesis (*sen-es-the'-sis*) [κοινός, common; αἴσθησις, feeling]. A sense of existence, either painful or pleasurable. It is the prevailing conscious state of feeling either of depression or of exaltation, which is the resultant of the subconscious organic sympathies of the whole organism. It does not exceed physiological limits so long as it does not exclude the normal exercise of mental functions.

cenesthetic, cœnesthetic (*sen-es-thet'-ik*). Relating to cenesthesis.

cenogenesis, cenogeny. See *kenogenesis.*

cenophobia. See *kenophobia.*

cenosis (*sen-o'-sis*) [κένωσις, a draining]. 1. Evacuation; apocenosis. 2. Inanition.

cenotic (*sen-ot'-ik*) [κένωσις, a draining]. 1. Causing cenosis; drastic; purgative. 2. A drastic drug or agent.

Cent. Abbreviation for *centigrade* and *centimeter.*

Centaurea (*sen-taw'-re-ah*) [κένταυρος, centaur]. A genus of composite-flowered herbs. See *carduus.*

centaury (*sen'-taw-re*) [*centaurea*]. A popular name for various plants of the genera *Centaurea. Erythræa, Sabbatia, Chlora,* etc., especially *Erythræa centaurium,* which is used as a simple, bitter tonic. Dose ½–1 dr. (2–4 Cc.) in decoction several times a day.

center (*sen'-ter*) [*centrum,* the center]. 1. The middle point of any surface or of a body. 2. The ganglion or plexus whence issue the nerves controlling a function. **c., accelerating,** a center in the medulla sending accelerating fibers to the heart. These leave the cord through the branches of communication of the lower cervical and upper six dorsal nerves, passing thence into the sympathetic. **c., anovesical,** one in the spinal cord near the point of origin of the third and fourth sacral nerves. Incontinence of urine and feces is due to paralysis of this center. **c., arm,** the cortical center controlling the movement of the arm, supposed to be in the cortex occupying the middle third of the anterior central gyrus as well as the base of the superior and middle frontal gyri. **c., articulate language,** the speech-coordinating center, which is supposed to include Broca's gyrus, the anterior gyri of the insular, the intervening cortical area, the supramarginal gyrus, the first temporal gyrus, and the angular gyrus. **c., association.** See *association.* **c., auditory,** a center in the first temporosphenoid convolution upon each side. **c., Broca's.** See *c., speech.* **c., cardiac.** 1. One in the lower cervical and upper dorsal portions of the spinal cord which controls the movements of the heart. 2. That portion of the oblongata embracing the cardio-accelerator and cardioinhibitory centers. **c., cardio-accelerator,** that of the spinal cord which through the cardiac nerves and plexus sends impulses to the heart, causing it to beat more rapidly. These impulses are not constantly emitted, as are the inhibitory

impulses which travel by the pneumo-gastric. **c., cardioinhibitory,** in the medulla, efferent impulses being carried by the vagus. **c., cerebral inspiratory,** one said to exist in the thalamus, which by direct stimulation causes deeper and more rapid inspirations. **c., cerebrospinal,** the cerebrospinal axis. **c., ciliospinal,** connected with the dilatation of the pupil, it is in the lower cervical part of the cord, and extends downward, from the first to the third dorsal. **c., color,** a center for perception of colors, said to be situated in the occipital cortex anterior to the apical region. **c., convulsional,** a hypothetical center said to lie in the floor of the fourth ventricle. **c., coordinating,** the cerebellum, the ganglia at the base of the brain, and in some degree the cinerea of the spinal cord, are regarded as controlling coordination. **c., cortical,** the parts of the cerebral cortex concerned in motor, sensory, and psychic functions. **c., coughing,** in the medulla, above the inspiratory center. **c., deglutition.** See *c., swallowing.* **c., deputy,** a secondary ganglion-cell in the spinal cord; also a nucleus of one of the cranial nerves. **c., diabetic,** in the posterior part of the anterior half of the floor of the fourth ventricle, in the median line. **c., epiotic,** the ossification center of the mastoid portion of the temporal bone. **c., erection.** See *c., genitourinary.* **c., excitomotor,** the sensitive centers of the brain considered as one; these are the crura, the pons, the oblongata, the deeper parts of the cerebellum, and the corpora quadrigemina. **c.s, facial movement,** one in the ascending frontal gyrus and one in the angular gyrus. **c., genitourinary,** one in the lumbar portion of the spinal cord, but controlled from the medulla, controlling erection of the penis and emission of semen. **c., glycogenic,** the diabetic center. **c., half-vision,** one in the apex of the occipital lobe, receiving impressions from corresponding halves of the two retinæ. **c., head and neck movement,** one in the posterior end of the second frontal gyrus and in the corresponding part of the first frontal gyrus. **c., heat-regulating, c., temperature,** the center for the control of body-temperature. See *c., thermotaxic.* **c., higher visual,** one regarded as lying in the angular gyrus, in which there is effected a combination of the impressions received from the half-vision centers, making a complete image. **c., Hitzig's.** See *Hitzig's center.* **c.s of inhibition, c., inhibitory.** See *c.s of moderation.* **c., inspiratory.** 1. A reflex center in the oblongata forming part of the respiratory center. 2 See *c., cerebral inspiratory.* 3. A reflex center in the post-geminum. **c., intracardiac,** three small nerve-ganglia connected with the cardiac plexus, to which is due the automatic beating of the heart after separation from the body **c., kinesthetic,** one in the third left frontal convolution presiding over the motor element in speech. **c., laryngeal cortical,** one in the posterior end of the inferior frontal gyrus. **c., leg,** one in the upper portion of the ascending frontal convolution. **c. for mastication and sucking,** one in the medulla. **c., median** (of Luys). See *Luys, nucleus of.* **c., medullary.** 1. The interior white matter of the cerebral hemispheres. 2. See *c., neural.* **c.s of moderation, c.s, moderator,** nervous centers in the spinal cord and the cerebral peduncle which restrain, generally by reflex action, various functions of the body. **c., motor,** a nervous center controlling motion. **c., musculotonic,** that which is continually discharging impulses which keep the muscular system in a condition of slight contraction. It is regarded by some as a special center of the cord, but it is questionable whether this condition is attributable to any special center rather than to the action of all those cells whose function it is to send out motor impulses **c., nerve-, c., nervous,** any group of nerve-cells acting in unison for the performance of some function **c., neural,** in the embryo, that part of the epiblast ultimately developing into the brain and spinal cord. **c., nutrition.** See *c., trophic.* **c., olfactory,** probably in the hippocampal region of the temporal lobe. **c., opisthotic,** the center of ossification of petrous bone. Huxley's name for the part of the periotic cartilage surrounding the fenestra rotunda and the cochlea. **c. of ossification,** the place in bones at which ossification begins. **c., parenchymatous nerve-,** Körner's name for a nerve-cell existing in the substance of an organ and controlling its action. **c., parturition,** in the spinal cord, at the level of the first and second lumbar vertebræ. **c., peristaltic,** one in the oblongata controlling peristalsis. **c., phonation.** See *c., laryngeal cortical.* **c., psychomotor,** that portion of the cortex from which motor impulses originate. **c., psychosmic,** the olfactory center. **c., reflex,** any nerve-cell of group of cells in the brain, cord, or ganglionic system which receives an impression through centripetal nerve-fibers and transforms it into an impulse which is transmitted through centrifugal nerve-fibers. **c., respiratory,** in the medulla, between the nuclei of the vagus and accessorius. **c. for secretion of saliva,** on the floor of the fourth ventricle. **c., Setschenow's.** See *Setschsenow's center.* **c., sneezing,** in the medulla **c., spasm,** in the medulla, at its junction with the pons. **c., speech,** in the third left frontal convolution in right-handed people; probably the island of Reil has some influence also. **c., sudoral.** See *c., sweat.* **c., supreme,** Spitzka's name for the cortical centers of the brain as a whole. **c., swallowing,** on the floor of the fourth ventricle. **c., sweat,** the dominating center is in the medulla, with subordinate centers in the spinal cord. **c., tactile,** one for the sense of touch, located by Ferrier in the hippocampus and the gyrus hippocampus. **c., thermal cortical,** one discovered in the cerebral cortex of the dog, stimulation of which caused a change in the temperature of the opposite limbs. **c., thermo-excito-, c., thermogenic.** 1. A hypothetical center of the cord concerned in the changes in body-temperature. 2. The mesial portion of the striatum and the parts directly beneath it. **c., thermotaxic,** six heat-regulating cerebral centers; of the four principal centers, one is located in the caudatum, one in the subjacent cinerea, one in the cinerea surrounding the most anterior portion of the third ventricle, and one at the anterior inner extremity of the thalamus. **c., trophic,** a nerve-center regulating nutrition. **c., upper, for dilator pupillæ,** in the medulla. **c.s, vascular, c.s, vaso constrictor,** centers in the cord controlling the contractility of the smaller blood-vessels. **c., vaso dilator,** in the medulla. **c., vasomotor,** in the medulla. **c., visual,** in the occipital lobe, especially in the cuneus. **c., vomiting,** an area in the oblongata concerned in the reflex act of vomiting; stimulation of the terminal filaments of the vagi excites

its action. **c., winking,** the reflex center concerned in winking, situated in the oblongata. **c.s, word-.** 1. One in the left superior temporosphenoid gyrus controlling the perception of words heard. 2. A center in the posterior part of the left parietal lobe and one in the second left frontal gyrus governing the perception of printed or written words.

centering (*sen'-ter-ing*) [*center*]. In microscopy, the arrangement of an object or an accessory so that its center coincides with the optical axis of the microscope. In optics, having the pupil and the optic center of the refracting lens in the same axis.

centesimal (*sen-tes'-im-al*) [*centum*, a hundred]. In the proportion of 1 to 100.

centesis (*sen-te'-sis*) [κέντησις, a pricking]. Puncture; perforation.

centi- (*sen-ti-*) [*centum*]. A prefix meaning one hundred.

centibar (*sen'-te-bar*). A unit of atmospheric pressure; it is the one-hundredth part of a bar.

centifidous (*sen-tif'-id-us*) [*centi-; findere*, to split]. Cleft into many or 100 parts.

centigrade (*sen'-te-grād*, [*centi-; gradus*, a step]. Having 100 divisions or degrees. Abbreviation, C. **c. thermometer,** a thermometer with zero as the freezing-point and 100° as the boiling-point of water. See under *thermometer*.

centigram, centigramme (*sen'-te-gram*) [*centi-; γράμμα*, a small weight]. The hundredth part of a gram, equal to 0.154328 gr. troy.

centiliter (*sen'-til-e-ter*) [*centi-; λίτρα*, a pound]. The hundredth part of a liter, equal to 0 6102 of a cubic inch.

centimeter (*sen'-tim-e-ter*) [*centi-; μέτρον*, a measure]. The hundredth part of a meter, equal to 0.3937 (or about $\frac{2}{5}$) of an inch.

centinormal (*sen-te-nor'-mal*) [*centi-; norma*, normal]. The $\frac{1}{100}$ of the normal; applied to a solution the $\frac{1}{100}$ of the strength of a normal solution.

centrad (*sen'-trad*) [*centrum; ad*, to]. 1. Toward the center, or toward the median line. 2. An angular measure, one hundredth of a radian; about 0.57°.

centradian (*sen-tra'-de-an*). The one-hundredth part of a radian.

central (*sen'-tral*) [*centrum*]. Relating to the center; passing through the center. **c. artery,** an artery in the optic nerve and retina; it passes to the optic papilla and then divides. See under *artery*. **c. fissure,** the fissure of Rolando. **c. ganglia,** the corpora striata and optic thalami **c. ligament,** the terminal filum of the spinal cord. **c. lobe,** the island of Reil.

centrality (*sen-tral'-it-e*). Applied to the condition of nervous phenomena originating in the central nervous system and not in the peripheral nerves.

centraphose, centrophose (*sen'-trah-fōz, sen'-tro-fōz*). See under *phose*.

centraxonial (*sen-traks-o'-ne-al*) [*κέντρον*, center; *ξάων*, axis]. In biology, having a central axial line.

centre (*sen'-ter*). See *center*.

centren (*sen'-tren*) [*centrum*, a center]. Belonging solely to a center.

centric (*sen'-trik*) [*centrum*]. Relating to a center, especially to a nerve-center.

centricipital (*sen-tris-ip'-it-al*) [*centrum*, center; *caput*, a head]. Relating to the centriciput; parietal. **c. vertebra,** the second or more central of the three principal cranial vertebræ.

centriciput (*sen-tris'-ip-ut*) [*centrum*, center; *caput*, head]. The mid-head; the second cranial segment situated between the sinciput and occiput.

centrifugal (*sen-trif'-ū-gal*) [*centrum; fugere*, to flee]. Receding from the center to the periphery. **c. force,** the force by which a revolving body tends to fly off at the periphery. **c. machine,** one by which tubes of liquid are rapidly revolved for the purpose of driving particles floating in the liquid to the distal ends of the tubes.

centrifugalization (*sen-trif-ū-gal-iz-a'-shun*) [see *centrifugal*]. The use of a centrifuge.

centrifugalized milk. Milk from which the cream has been separated by whirling it in a centrifugal machine.

centrifuge (*sen'-trif-ūj*) [see *centrifugal*]. 1. A centrifugal machine; an apparatus for separating substances by centrifugal force. 2. To submit to the action of a centrifuge.

centriole (*sen'-tre-ōl*) [*centrum*]. Boveri's term for a minute body, central horn, contained within the centrosome; in some cases it is not distinguishable from the latter.

centripetal (*sen-trip'-et-al*) [*centrum; petere*, to seek]. Traveling toward the center from the periphery.

centro- (*sen-tro-*) [*centrum*]. A prefix meaning central.

centroacinal, or **centroacinar** (*sen-tro-as'-in-al*, or *cen-tro-as'-in-ar*) [*centrum*, center; *acinus*, a grape]. Belonging to the center of an acinus. **c. cells** are found in the acini of the pancreas, etc.

centrodesmus (*sen-tro-des'-mus*) [*centro-; δεσμός*, a band]. Heidenhain's term for the band primarily connecting the centrosomes and giving rise to the central spindle.

centrodontous (*sen-tro-don'-tus*) [*κέντρον*, a sharp point; *ὀδούς*, a tooth]. Furnished with sharp-pointed teeth.

centrodorsal (*sen-tro-dor'-sal*). Pertaining to the central dorsal region.

centrolecithal (*sen-tro-les'-ith-al*) [*centro-; λέκιθος*, yolk]. In embryology, having the food-yolk located centrally.

centronucleus (*sen-tro-nū'-kle-us*). Same as *amphinucleus*.

centrophose (*sen'-tro-fōz*) [*κέντρον*, center; *φῶς*, light]. See under *phose*.

centroplasm (*sen'-tro-plasm*). The protoplasm of the centrosphere; the archoplasm

centrosclerosis, centro-osteosclerosis (*sen-tro-skler-o'-sis, sen-tro-os-te-o-skler-o'-sis*) [*centro-; sclerosis*]. Osteosclerosis of the central cavities of bones.

centrosome (*sen'-tro-sōm*) [*centro-; σῶμα*, body]. 1. A highly refractive body lying in the protoplasm of the ovum and other cells, and taking an active part in cell-division. Syn., *polecapsule*. 2. An organ of the cell, usually diminutive, lying within the nucleus or near by in the cytoreticulum. It is regarded as the especial organ of cell-division, and in this sense as the dynamic center of the cell. Syn., *attraction-particle; daughter-persplast; polar corpuscle*. **c. s., quadrille of,** the conjugation of paternal with material centrosomes, based upon the view that each germ-cell contributes a centrosome that divides into two daughter-centrosomes. Syn., *quadrille of centers*.

centrosphere (*sen'-tro-sfēr*). See *sphere of attraction*.

centrostaltic (*sen-tro-stal'-tik*) [*centro-; στάλσις*, constriction]. Relating to the action of nervous

force in a spinal center. **c. motion,** the motion of nervous force in the spinal center.

centrostigma (*sen-tro-stig'-mah*) [κέντρον, center; στίγμα, a point]. In morphology, having all the axes converging to a central point.

centrum (*sen'-trum*) [L.]. 1. The center or middle part; the body of a vertebra, exclusive of the bases of the neural arches. 2. A spine; a pointed projection. **c. cinereum,** the gray commissure of the spinal cord **c. commune,** the solar plexus. **c. geminum,** the capsula. **c. ovale majus,** the large mass of white matter appearing when either of the cerebral hemispheres is cut down to the level of the corpus callosum. **c. ovale minus,** the white matter appearing when the upper part of a hemisphere of the brain is removed. **c. ovale Vieussenii,** the central white matter seen on making a section of the brain at the level of the upper surface of the callosum. Syn., *centrum medullare; centrum ovale majus et minus; centrum seminovale Vieussenii; centrum ovale of Vicq d' Azyr; medulla; tegmentum ventriculorum.* **c. rubrum.** See *nucleus tegmenti.* **c. semiovale,** same as *centrum ovale, q. v.* **c. tendineum,** the central tendon of the diaphragm.

cephaeline (*sef-a'-el-in*). See *emetine*

cephaelis (*sef-a'-el-is*). See *ipecacuanha.*

cephal- (*sef-al-*). See *cephalo-.*

cephalad (*sef'-al-ad*) [*cephal-; ad,* to]. Toward the head.

cephalagra (*sef-al-ag'-rah*) [κεφαλή, head; ἄγρα, seizure]. Gouty headache.

cephalalgia (*sef-al-al'-je-ah*) [*cephal-;* ἄλγος, pain]. Headache.

cephalalgic (*sef-al-al'-jik*) [κεφαλή, head; ἄλγος, pain]. Relating to headache.

cephalanthin (*sef-al-an'-thin*). See *cephalanthus.*

Cephalanthus (*sef-al-an'-thus*) [*cephal-;* ἄνθος, a flower]. A genus of rubiaceous plants. *C. occidentalis* is the button-bush or crane-willow of North America; its bitter bark is laxative and tonic and is used in periodic fevers and paralysis. The bark contains cephalin, cephaletin, and a toxic principle cephalanthin, which, according to Mohrberg, causes destruction of the red blood-corpuscles, vomiting, convulsions, and paralysis.

cephalea (*sef-al-e'-ah*) [κεφαλαία, headache]. Headache; especially severe or chronic headache, with intolerance of light and sound.

cephaledema, cephalœdema (*sef-al-e-de'-mah*) [*cephal-;* οἰδεῖν, to swell]. Edema of the head; cerebral edema.

cephalemia (*sef-al-e'-me-ah*) [κεφαλή, head αἷμα, blood] Congestion of the brain.

cephalhematocele (*sef-al-hem-at'-o-sēl*) [*cephal-; hematocele*]. A hematocele beneath the scalp, and communicating with a dural sinus. **c., Stromeyer's.** See *Stromeyer's cephalhematocele.*

cephalhematoma (*sef-al-hem-at-o'-mah*) [*cephal-; hematoma*]. 1. A collection of blood beneath the pericranium, forming a tumor-like swelling. 2. Caput succedaneum. **c., external,** an effusion between the pericranium and the skull. **c., internal,** an effusion between the dura and the skull.

cephalhematometer (*sef-al-hem-at-om'-et-ur*) [κεφαλή, the head; αἷμα, blood; μετρον, a measure]. An apparatus for the estimation of the increase or diminishment of the amount of blood within an animal's head.

cephalhydrocele (*sef-al-hi'-dro-sēl*) [κεφαλή, head; ὕδωρ, water; κήλη, tumor]. Effusion of cerebral fluid beneath the occipito-frontal aponeuroses in fractures of the skull.

cephalic (*sef-al'-ik*) [κεφαλή, head]. 1. Pertaining to the head. 2. Any remedy for headache. **c. index.** See *index, cephalic.* **c. vein,** a vein of the upper arm. **c. version.** See *version, cephalic.*

cephalin (*sef'-al-in*) [κεφαλή, the head]. An unstable phosphatic substance obtained from brain-substance; it is allied to lecithin; it is called also *kephalin.*

cephaline (*sef'-al-ēn*). A proprietary headache remedy said to consist of antipyrine and pulverized coffee, each 5 parts, and caffeine and sodium salicylate, each 2 parts. Dose, 4 gr.

cephalitis (*sef-al-i'-tis*). See *encephalitis.* **c. Ægyptiaca,** an epidemic form of encephalitis occurring in Egypt during the hot winds of early summer. **c. littriana,** inflammation of the epiphyses. **c. meningica,** meningitis. **c. nervosa,** pertussis.

cephality (*sef-al'-e-te*) [κεφαλή, the head]. Agassiz's term for the preponderance of the head over the remainder of the organism.

cephalization (*sef-al-iz-a'-shun*) [κεφαλή, the head]. In biology, Dana's term for that specialization the tendency of which is to concentrate important parts and organs at the head region of the trunk.

cephalize (*sef'-al-īz*) [κεφαλή, head]. To develop head-organs.

cephalo- (*sef-al-o-*) [κεφαλή, head]. A prefix denoting relating to the head.

cephalocathartic (*sef-al-o-kath-ar'-tik*) [*cephalo-;* καθαρτικός, purging]. 1. Purging or relieving the head. 2. A medicine that relieves the head.

cephalocaudal (*sef-al-o-kaw'-dal*) [*cephalo-; cauda,* tail]. Same as cephalocercal, *q. v.*

cephalocele (*sef'-al-o-sēl*) [*cephalo-;* κήλη, tumor]. Hernia of the brain; protrusion of a mass of the cranial contents.

cephalocentesis (*sef-al-o-sen-te'-sis*) [*cephalo-;* κέντησις, puncture] Surgical puncture of the cranium.

cephalocercal (*sef-al-o-ser'-kal*) [*cephalo-;* κέρκος, tail]. In anatomy, from head to tail.

cephalochord (*sef'-al-o-kord*) [*cephalo-;* χορδή, cord]. The cephalic portion of the chorda dorsalis in embryonic life.

cephaloclasia (*sef-al-o-kla'-ze-ah*). See *cephalotripsy*

cephaloclast (*sef'-al-o-klast*). See *cephalotribe.*

cephalodymia (*sef-al-o-dim'-e-ah*) [*cephalo-;* δύμεναι, to enter]. Teratologic union of twins by the merging of their heads together.

cephalodynia (*sef-al-o-din'-e-ah*) [*cephalo-;* ὀδύνη, pain]. Rheumatism affecting the occipito-frontalis muscle, the pain being chiefly experienced in the forehead or occiput, and at times involving the eye-balls.

cephalofacial (*sef-al-o-fa'-shal*). Relating to the skull and to the face.

cephalogaster (*sef-al-o-gas'-ter*) [*cephalo-;* γαστήρ, stomach]. The anterior division of the enteric canal, as in certain parasitic worms, where it is continued into a second division, the typhlosole.

cephalogenesis (*sef-al-o-jen'-es-is*) [*cephalo-;* γένεσις, reproduction]. That branch of embryology which deals with the origin of the anlage of the head.

cephalograph (*sef'-al-o-graf*) [*cephalo-;* γράφειν, to write]. An instrument for recording the contours of the head.

cephalography (*sef-al-og'-ra-fe*) [*cephalo-;* γράφειν, to write]. A description of the head.

cephalohemometer (*sef-al-o-hem-om'-et-er*) [*cephalo-*; *αἷμα*, blood; *μέτρον*, a measure]. An instrument for noting changes in the intracranial blood-pressure.

cephaloid (*sef'-al-oid*) [*cephalo-*; *εἶδος*, likeness]. Resembling the head.

cephalology (*sef-al-ol'-o-je*) [*cephalo-*; *λόγος*, science]. The science of cranial measurements and indications.

cephaloma (*sef-al-o'-mah*) [*cephalo-*; *ὄμα*, tumor; *pl.*, *cephalomata*]. Encephaloid carcinoma; soft carcinoma.

cephalomelus (*sef-al-om'-el-us*) [*cephalo-*; *μέλος*, a limb]. A form of double monster in which there is a supernumerary limb attached to the head.

cephalomenia (*sef-al-o-me'-ne-ah*) [*cephalo-*; *μήν*, a month]. Vicarious menstruation through the nose.

cephalomeningitis (*sef-al-o-men-in-ji'-tis*) [*cephalo-*; *μῆνιγξ*, a membrane; *ῖτις*, inflammation]. Cephalic meningitis; inflammation of the cephalic meninges.

cephalometer (*sef-al-om'-et-er*) [*cephalo-*; *μέτρον*, a measure]. An instrument for measuring the head.

cephalometry (*sef-al-om'-et-re*) [*cephalo-*; *μέτρον*, a measure]. 1. The use of the cephalometer, craniometry. 2. The art of taking measurements of the head to determine the position of the fissures and convolutions of the brain.

cephalomyitis (*sef-al-o-mi-i'-tis*) [*cephalo-*; *μῦς*, a muscle, *ῖτις*, inflammation]. Inflammation of the muscles of the head.

cephalonasal (*sef-al-o-na'-sal*) Relating to the skull and the nose.

cephalonia (*sef-al-o'-ne-ah*) [*κεφαλή*, head]. Macrocephaly with hypertrophy of the brain

cephalo-orbital (*sef-al-o-or'-bit-al*) [*cephalo-*; *orbita*, an orbit]. Relating to the cranium and orbits. **c. index.** See *index*.

cephalo-orbitonasal (*sef-al-o-or-bit-o-na'-zal*) [*cephalo-*; *orbita*, an orbit; *nasalis*, of the nose]. Relating to cranium, orbits, and nose.

cephalopagus (*sef-al-op'-ag-us*) [*cephalopagy*]. A double monstrosity having the heads united at the top

cephalopagy (*sef-al-op'-ath-e*) [*cephalo-*; *πηγνύναι*, to join]. That form of monstrosity marked by the development of two individuals having heads united at the top.

cephalopathic (*sef-al-o-path'-ik*) [*cephalo-*; *πάθος*, disease]. Pertaining or belonging to a disease of the head

cephalopathy (*sef-al-op'-ath-e*) [*cephalo-*; *πάθος*, disease]. Any disease of the head.

cephalopharyngeus (*sef-al-o-far-in'-je-us*). 1. Relating to the head and pharynx. 2. See under *muscle*.

cephalophyma (*sef-al-o-fi'-mah*). Synonym of *cephalhematoma*.

cephaloplegia (*sef-al-o-ple'-je-ah*) [*cephalo-*; *πληγή*, a stroke]. Paralysis of the muscles about the head and face.

cephalorrhachidian (*sef-al-o-rak-id'-e-an*) [*cephalo-*; *ῥάχις*, spine]. Same as *cerebro-spinal*.

cephaloscope (*sef'-al-o-skōp*) [*cephalo-*; *σκοπεῖν*, to examine]. A stethoscope for use in auscultation of the head or the ear.

cephaloscopy (*sef-al-os'-ko-pe*) [*cephalo-*; *σκοπεῖν*, to examine]. 1. Auscultation of the head. 2. Examination of the head with a view to ascertaining the condition of the mental faculties.

cephalostat (*sef'-al-o-stat*) [*cephalo-*; *ἱστάναι*, to cause to stand]. A vise or clamp for holding a patient's head; a head-rest.

cephalothoracic (*sef-al-o-tho-ras'-ik*) [see *cephalothorax*]. Pertaining to the head and the chest.

cephalothoracopagus (*sef-al-o-tho-rak-op'-ag-us*) [*cephalo-*; *θώραξ*, thorax; *παγείς*, joined]. A double-headed monster with united thoraces and necks. Those monsters are divided by Veit into *prosopothoracopagus* and *syncephalus*.

cephalothorax (*sef-al-o-tho'-raks*) [*cephalo-*; *θώραξ*, a breastplate]. In biology, the anterior portion of the body of an arthropod formed by the union of the head and thorax.

cephalotome (*sef'-al-o-tōm*) [*cephalo-*; *τέμνειν*, to cut]. The instrument used in performing cephalotomy.

cephalotomy (*sef-al-ot'-o-me*) [*cephalo-*; *τόμη*, section]. The opening or division of the head of the fetus to facilitate labor.

cephalotractor (*sef-al-o-trak'-tor*) [*cephalo-*; *tractor*] Obstetric forceps.

cephalotribe (*sef'-al-o-trīb*) [*cephalo-*; *τρίβειν*, to crush]. An instrument for crushing the fetal head.

cephalotridymus (*sef-al-o-trid'-im-us*) [*cephalo-*; *τρίδυμος*, triple]. A three-headed monster.

cephalotripsy (*sef'-al-o-trip-se*) [*cephalo-*; *τρῖψις*, a crushing]. The operation of crushing the fetal head when delivery is otherwise impossible.

cephalotriptor (*sef-al-o-trip'-tor*). See *cephalotribe*.

cephalotrypesis (*sef-al-o-tri-pe'-sis*) [*cephalo-*; *τρύπησις*, a boring]. A trephining of the skull.

cephaloxia (*sef-al-oks'-e-ah*). Synonym of *torticollis*.

ceptor (*sep'-tor*) [*capere*, to take]. A term suggested by Ehrlich in place of intermediary body. According to the manner of action he distinguishes *uniceptors* and *amboceptors*.

cera (*se'-rah*) [L.]. Wax. A mixture of cerotic acid, cerolein, and myricin, gathered by the honey-bee from the pollen of flowers and the leaves of plants. **c. alba** (U. S. P.), white wax, prepared by bleaching yellow wax. It is valuable as an ingredient of cerates and ointments. **c. flava** (U. S. P.), yellow wax; it possesses an agreeable balsamic odor, and is soluble in ether, in hot alcohol, and in chloroform.

ceraceous (*se-ra'-se-us*) [*cera*, wax]. Waxy. Resembling wax.

ceral (*se'-ral*). Pasta cerata, a proprietary vehicle for application of medicaments, said to consist of wax, potash, and water

ceramuria (*ser-am-u'-re-ah*) [*κέραμος*, potter's earth; *οὖρον*, urine]. Phosphaturia.

cerasin (*ser'-as-in*) [*cerasus*, a cherry-tree]. 1. An ingredient of the gum of cherry-, peach-, and plum-trees, apparently identical with bassorin. 2. A crude precipitate from tincture of chokecherry. 3. A cerebroside which yields lignoceric acid.

cerasinose (*ser-as'-in-ōs*). A carbohydrate found in the gum of the cherry tree.

cerate (*se'-rāt*) [*cera*]. In pharmacy, an unctuous preparation consisting of wax mixed with oils, fatty substances, or resins, and of such a consistence that at ordinary temperatures it can be readily spread upon linen or muslin, and yet is so firm that it will not melt or run when applied to the skin. **c., camphor.** See *camphor cerate*. **c., cantharides.** See *cantharides cerate*. **c., Goulard's.** See *Goulard's cerate*. **c. of lead subacetate.** See *Goulard's cerate*. **c., rosin.** See *rosin cerate*. **c., rosin, compound.** See *rosin cerate, compound*. **c., touch,** a lubricant used in vaginal inspection, consisting of spermaceti, white wax, and caustic soda, each.

1 part; olive-oil, 16 parts. Syn., *ceratum protactu*

cerated (*se'-ra-ted*) [*cera*]. Coated with wax.

ceratiasis (*ser-at-ı'-as-ıs*). See *keratiasis*.

ceratin (*ser'-at-ın*). See *keratın*.

ceratitis (*ser-at-ı'-tis*). See *keratıtıs*.

cerato- (*ser'-a-to*). See *kerato-*.

ceratocele (*ser'-at-o-sēl*). See *keratocele*.

ceratocentesis. See *keratocentesıs*.

ceratoconus. See *keratoconus*.

ceratocricoid. See *keratocricoid*.

ceratodermatitis. See *keratodermatıtis*.

ceratogenous. See *keratogenous*.

ceratoglossus (*ser-at-o-glos'-us*). See *keratoglossus*, in *muscles, table of*.

ceratohyal (*ser-at-o-hi'-al*). See *keratohyal*.

ceratohyalin. See *keratohyalın*.

ceratomalacia. See *keratomalacıa*.

Ceratonia (*ser-at-o'-ne-ah*) [κερατωνία]. 1. A genus of leguminous trees. 2. The fruit of *C. sılıqua*, the carob-tree, a native of the regions about the Mediterranean. The falcate, fleshy pods, called carob-pods, sugar-pods, and St. John's bread, are demulcent and pectoral and contain, carobın, carobone, and carobic acid. They are used as food and form the chief constituent of much of the patented food for cattle. The seeds are used as a substitute for coffee.

ceratonosus. See *keratonosus*.

ceratonyxis (L.). See *keratonyxis*.

ceratoplasty (*ser'-at-o-plas-te*). See *keratoplasty*.

ceratorrhexis (*ser-at-o-reks'-ıs*). See *keratorrhexis*.

ceratoscope (*ser'-at-o-skōp*). See *keratoscope*.

ceratose (*ser'-at-ōs*). See *keratose*.

ceratosis (*ser-at-o'-sis*). See *keratosis*.

ceratotomy (*ser-at-ot'-o-me*). See *keratotomy*.

ceratum (*se-ra'-tum*). Cerate, *q. v.*

ceraunics (*ser-aw'-nıks*). See *keraunıcs*

cercaria (*ser-ka'-re-ah*) [κέρκος, tail]. Any trematode worm (fluke) in its second (or tailed) stage of larval life.

cercarian (*ser-ka'-re-an*) [κέρκος, a tail]. Any trematode, or fluke-worm, in the *cercarıa* stage.

cerchnus (*serk'-nus*) [κέρχνος, rough, hoarse]. Hoarseness; noisy respiration.

cerclage (*sair-klahzj'*) [Fr. *cerclage*, hooping]. Binding the parts of a fractured bone by an encircling loop of wire.

cercomonad (*ser-ko-mo'-nad*). A member of the genus *cercomonas*.

Cercomonas (*ser-ko-mo'-nas*) [κέρκος, tail; μονάς, monad]. A genus of flagellate infusorians. **C. intestinalis**, a protozoon, occasionally found in the fecal discharges of patients suffering with typhoid fever, chronic diarrhea, or cholera. Its pathological significance has not yet been ascertained.

cerea flexibilitas (*se'-re-ah fleks-ib-ıl'-ıt-as*). That condition of muscular tension in the insane in which the limbs may be molded into any position.

cereal (*se'-re-al*) [*Ceres*, the goddess of agriculture]. 1. Relating to edible grains. 2. Any edible grain.

cerealin (*se-re'-al-in*). An enzyme converting starch into glucose, isolated from bran-extract.

cerebellar (*ser-e-bel'-ar*) [*cerebellum*] Relating to the cerebellum. **c. ataxia**, ataxia due to some cerebellar lesion. **c. tonsil.** See *amygdala* (2).

cerebellic (*ser-e-bel'-ik*). See *cerebellar*.

cerebellifugal (*ser-e-bel-if'-ū-gal*) [*cerebellum; fugere*, to flee]. Tending from the cerebellum.

cerebellipetal (*ser-e-bel-ip'-e-tal*) [*cerebellum; petere*, to seek]. Tending toward the cerebellum.

cerebellitis (*ser-e-bel-ı'-tis*) [*cerebellum*; ιτις, inflammation]. Inflammation of the cerebellum.

cerebellocortex (*ser-e-bel-o-kor'-teks*) [*cerebellum, cortex*, bark]. The cortex of the cerebellum.

cerebellorubral (*ser-e-bel-o-roo'-bral*). Pertaining to the cerebellum and the red nucleus.

cerebellorubrospinal (*ser-e-bel-o-roo-bro-spi'-nal*). Pertaining to the cerebellum, the red nucleus, and the spinal cord.

cerebellospinal (*ser-e-bel-o-spı'-nal*) [*cerebellum, spına*, the spine]. Relating to the cerebellum and the spinal cord.

cerebellum (*ser-e-bel'-um*) [dim. of *cerebrum*] The inferior part of the brain lying below the cerebrum and above the pons and medulla. It consists of two lateral lobes and a middle lobe

cerebos salt (*ser'-e-bos*). Sodium chloride to which 4 % of phosphates has been added; it is intended to replace the phosphates removed in the cooking of food.

cerebral (*ser'-e-bral*) [*cerebrum*]. Relating to the cerebrum. **c. apoplexy.** See *apoplexy*. **c. arteries.** See *arterıes, table of*. **c. fornix.** See *fornix, cerebral* **c. gyri**, the convolutions of the brain. **c hemiplegia**, hemiplegia due to cerebral apoplexy. **c. index.** See *ındex, cerebral*. **c. maculæ**, spots on the skin caused by slight irritation, and abnormally persistent. They may indicate disorder of the vaso-motor mechanism. **c. nerves.** See *nerves, table of*. **c. pneumonia.** See *pneumonıa, cerebral* **c. surprise**, the speedy, but not long-persistent stupor that often follows sudden mental shock or grave lesion or injury of the brain. **c. vesicles**, the embryonic vesicles from which the brain is developed. See *brain-bladder*.

cerebralgia (*ser-e-bral'-je-ah*) [*cerebrum*, the brain; ἄλγος, pain]. Pain in the head.

cerebralism (*ser'-e-bral-izm*) [*cerebrum*, the brain]. The theory that mental operations are due to the activity of the brain; or that thought is a function of the brain.

cerebrasthenia (*ser-e-bras-the'-ne-ah*) [*cerebrum; asthenıa*]. Cerebral asthenia; cerebral neurasthenia; phrenasthenia.

cerebrasthenic (*ser-e-bras-then'-ik*) [*cerebrum*, the brain; ἀσθενής, without strength]. Characterized by, or pertaining to, cerebrasthenia.

cerebration (*ser-e-bra'-shun*) [*cerebrum*]. Mental activity. **c., unconscious**, mental activity of which the subject is not conscious.

cerebriform (*ser-e'-bre-form*). See *cerebroid*.

cerebrifugal (*ser-e-brıf'-ū-gal*) [*cerebrum*, the brain; *fugere*, to flee]. Centrifugal; efferent; transmitting or transmitted from the brain to the periphery.

cerebrin (*ser'-e-brin*) [*cerebrum*]. 1. $C_{17}H_{33}NO_3$. A nitrogenous glucoside obtained from brain-tissue, nerves, and pus-corpuscles. It is a light, colorless, exceedingly hygroscopic powder. 2. A preparation from the gray matter of the brain of sheep and calves, made with equal parts of glycerol an ' 0.5 % of phenol solution. It has been used in chorea. Dose 5–10 min. (0.3–0.6 Cc.). Syn., *cerebrın-alpha; cerebrının*. 3. A proprietary antineuralgic elixir, said to contain analgesin, ether, caffeine and cocaine.

cerebrinacide (*ser-e-brın'-as-id*) [*cerebrum*, the brain]. One of certain substances found in brain-tissue, and capable of combining with metallic oxides.

cerebrinin (*se-reb'-rin-in*). See *cerebrin* (2).

cerebripetal (*ser-e-brip'-et-al*) [*cerebrum*, the brain; *petere*, to seek]. Centripetal; afferent; transmitting or transmitted from the periphery to the brain.

cerebritis (*ser-e-bri'-tis*) [*cerebrum*; ιτις, inflammation]. Inflammation of the proper substance of the cerebrum. **c., local,** softening of the brain.

cerebro- (*se-re-bro-*) [*cerebrum*]. A prefix denoting relating to the cerebrum.

cerebrocardiac (*ser-e-bro-kar'-de-ak*) [*cerebro-*; καρδία, the heart]. Applied to diseases characterized by both cerebral and cardiac symptoms.

cerebrogalactose (*ser-e-bro-gal-ak'-tōs*). Same as *cerebrose*.

cerebrohyphoid (*ser-e-bro-hi'-foid*) [*cerebro-*; ὑφή, tissue; εἶδος, likeness]. Resembling the substance of the brain.

cerebroid (*ser'-e-broid*) [*cerebro-*; εἶδος, likeness]. Resembling brain-substance.

cerebrol (*ser'-e-brol*) [*cerebrum*, brain; *oleum*, oil]. An oily, reddish fluid obtainable from brain-tissue.

cerebrology (*ser-e-brol'-o-je*) [*cerebro-*; λόγος, science]. The science of the brain; encephalology.

cerebroma (*ser-e-bro'-mah*) [*cerebrum*, the brain; ὅμα, a tumor; *pl., cerebromata*]. A growth, outside the cranium, that contains cerebral tissue.

cerebromalacia (*ser-e-bro-mal-a'-se-ah*) [*cerebro-*; μαλακία, softness]. Softening of the brain tissue.

cerebromedullary (*ser-e-bro-med-ŭl'-ar-e*) [*cerebro-*; *medulla*, marrow]. Relating to the brain and spinal cord.

cerebrometer (*ser-e-brom'-et-er*) [*cerebro-*; μέτρον, a measure]. An instrument for recording cerebral impulses.

cerebroolein (*ser-e-bro-o'-le-in*). A compound of olein and lecithin forming a yellow oil; it is obtained from brain tissue.

cerebropathy (*ser-e-brop'-a-the*) [*cerebro-*; πάθος, illness]. 1. A train of symptoms following overwork, and approaching the character of insanity. 2. Cerebral disease in general. **c., psychic,** mental disease resulting from primary lesion of the brain or spinal cord, but presenting distinct symptoms of its own.

cerebrophysiology (*ser-e-bro-fiz-e-ol'-o-je*). The physiology of the brain.

cerebropontile (*ser-e-bro-pon'-til*). Relating to the cerebrum and pons.

cerebropsychosis (*ser-e-bro-sik-o'-sis*) [*cerebro-*; ψυχωσις, animating]. Mental disturbance due to a disease of the psychic centers.

cerebrorrhachidian (*ser-e-bro-ra-kid'-i-an*) [*cerebro-*; ῥάχις, spine]. Cerebrospinal.

cerebrosclerosis (*cer-e-bro-skle-ro'-sis*) [*cerebro-*; σκληρός, hard]. Sclerosis of cerebral tissue.

cerebroscope (*ser-e'-bro-skōp*). An ophthalmoscope used in the diagnosis of brain disease.

cerebroscopy (*ser-e-bros'-ko-pe*) [*cerebro-*; σκοπεῖν, to inspect]. 1. Ophthalmoscopy in the diagnosis of brain-disease. 2. Encephaloscopy. 3. The post-mortem examination of the brain.

cerebrose (*ser'-e-brōs*) [*cerebrum*], $C_6H_{12}O_5$. A crystallized sugar isomeric with glucose, occurring in brain tissue.

cerebrosensorial (*ser-e-brō-sen-so'-re-al*) [*cerebro-*; *sensorium*, the organ of sensation]. Pertaining to the cerebral sensorium.

cerebroside (*ser'-e-bro-sid*) [*cerebrum*]. One of a class of substances occurring in brain tissue, containing cerebrose, just as glucosides contain glucose.

cerebrosis (*ser-e-bro'-sis*) [*cerebrum*, the brain.] Any cerebral disorder.

cerebrospinal (*ser-e-bro-spi'-nal*) [*cerebro-*; *spina*, the spine]. Pertaining to the brain and spinal cord. **c. axis.** See *axis, cerebrospinal.* **c. fever.** See under *fever.* **c. fluid,** the fluid between the arachnoid membrane and the pia mater **c. meningitis.** See *fever, cerebrospinal.* **c. sclerosis,** sclerosis of the brain and spinal cord. **c. system,** the brain, spinal cord, and nerves.

cerebrospinant (*ser-e-bro-spi'-nant*) [*cerebro-*; *spina*, the spine]. A medicine that acts upon the brain and spinal cord.

cerebrosuria (*ser-e-bro-sū'-re-ah*). The presence of cerebrose in the urine; cerebral diabetes.

cerebrotomy (*ser-e-brot'-o-me*) [*cerebro-*; τέμνειν, to cut]. Surgical or anatomical section of brain-tissue.

cerebrum (*ser'-e-brum*) [L.]. The chief portion of the brain, occupying the whole upper part of the cranium, and consisting of the right and left hemispheres. **c. abdominale,** the solar plexus. **c. exsiccatum,** the dried and powdered gray substance of the brain of calves; one part represents five parts of the fresh organ. Dose 30–60 gr. (2–4 Gm.) a day. **c. posterius,** the cerebellum.

cerecloth (*sēr'-kloth*) [*cera*] Cloth impregnated with wax and rendered antiseptic; used as a dressing for wounds

cerectomy (*ser-ek'-to-me*). See *kerectomy.*

ceregen (*se'-re-jen*). Trade name of a food containing over 85 % of protein combined with assimilable phosphates.

cereiform (*se-re'-e-form*) [*cereus*, a wax taper; *forma*, form]. Shaped like a wax taper.

cereolus (*se-re-o'-lus*). A urethral bougie used for the application of medicine to the uretha.

cereometer (*se-re-om'-et-ur*) [*cera*, wax; μέτρον, a measure]. An apparatus for the estimation of the quantity of wax in a given mixture by determining the specific gravity.

cereous (*se'-re-us*) [*cereus*]. Made of wax.

ceresin (*ser'-es-in*) [*cera*, wax]. Ozokerite that has been bleached without distillation; it is used as a substitute for beeswax.

cerette (*se-ret'*). Trade name of a gelatin capsule in which ointments are dispensed.

cereus (*se'-re-us*) ["L., a wax candle"]. A genus of cataceous plants. **c. grandiflorus.** See *cactus grandiflorus.*

cerevisia (*ser-e-vis'-e-ah*). See *cervisia.*

cerevisin (*ser-e-vis'-in*). Dried yeast used internally in furunculosis (dose 1 teaspoonful before each meal) and for application in leukorrhea and gonorrheal vaginitis (15–30 gr. (1–2 Gm.) in suppository of cacao-butter).

ceric (*se'-rik*) [*cera*]. 1. Relating to wax. 2. Containing cerium as a quadrivalent radical.

ceridin (*se'-rid-in*). Cerolin. A fatty substance obtained from yeast; used in the treatment of acne.

cerin (*se'-rin*) [*cera*]. 1. An ether of cerotic acid; one of the substances found in wax. 2. (Of Chevreul.) A crystalline precipitate from an aqueous extract of cork by action of hot alcohol.

cerite (*se'-rīt*). A Swedish mineral formerly called the heavy stone of Bastnas, from which cerium is obtained.

cerium (*se'-re-um*) [named from the planet *Ceres*]. Ce = 140.25; quantivalence II, IV. One of the rarer metals. It forms two series of salts (*cerous* and *ceric* salts) corresponding to the two

oxides. See *elements, table of chemical.* **c. nitrate.** 1. $Ce_2(NO_3)_6.12H_2O$, white crystals, soluble in water; an antiseptic used in solutions of 1:1000. Syn., *cerous nitrate.* 2. $Ce(NO_3)_4$, a reddish-yellow mass of crystals, soluble in water and alcohol. It is used as a nerve-tonic in irritable dyspepsia and chronic vomiting. Dose 1–3 gr. (0.065–0.2 Gm.). Syn., *ceric nitrate.* **c. oxalate** (*cerii oxalas*, U. S. P.), $Ce_2(C_2O_4)_3.9H_2O$, a white, granular powder, insoluble in water or alcohol, but soluble in hydrochloric acid. It is useful in the vomiting of pregnancy. Dose 1–10 gr. (0.065–0.65 Gm.) in pill. **c. valerate,** has been used in the same class of cases as the oxalate. Dose 1½ gr. (0.1 Gm.).

cerolein (*se-ro'-le-in*) [*cera*, wax]. A substance found in beeswax, soluble in alcohol; probably a mixture of fatty acids.

cerolin (*se'-ro-lin*). A preparation said to be the active principle of yeast. It consists of the glycerides of fatty acids with cholesterins, lecithin and ethereal oil. It is said to be useful in furunculosis, acne, sycosis and skin affections.

cerolysin (*se-rol'-is-in*) [*cera*, wax; *lysin*]. A lysin capable of decomposing wax.

ceroma (*se-ro'-mah*) [*cera*; ὄμα, a tumor]. A cystic tumor the tissue of which has undergone fatty degeneration.

ceromel (*se'-ro-mel*) [*cera*, wax; *mel*, honey]. Honey cerate; wax, one part; honey, two or four parts. It is applied to wounds and ulcers, chiefly in Asiatic countries

ceroplastic (*se-ro-plas'-tik*) [*cera*, wax; πλάσσειν, to mould] Modeled, or as if modeled, in wax. **c. catalepsy.** See *catalepsy.*

ceroplasty (*se'-ro-plas-te*) [*cera*, wax; πλάσσειν, to mould]. The modeling of anatomical preparations in wax.

cerosate (*se'-ro-sāt*). A salt of cerosic acid.

cerosic (*se-ro'-sik*). Relating to cerosin.

cerosin (*se'-ro-sin*) [*cera*, wax]. A wax-like substance forming a white or grayish-green coating on some species of sugar-cane. When purified, it yields fine, light pearly scales.

cerosis (*ser-o'-sis*) [*cera*, wax]. That morbid condition of a membrane in which it seems to consist of waxlike scales.

cerostroma, cerostrosis (*ser-o-stro'-mah, -sis*). See *ichthyosis hystrix.*

cerotate (*se'-ro-tāt*). A salt of cerotic acid.

cerotic (*se-ro'-tik*). Derived from wax. **c. acid.** See *acid, cerotic.*

cerous (*se'-rus*). Containing cerium as a bivalent radical.

certifiable (*ser-te-fi'-abl*) [see *certificate*]. A term applied to certain infectious diseases which should be reported to the health authorities.

certificate (*ser-tif'-ik-āt*) [*certificare*, to certify]. A written statement, as for insurance, or in case of birth or death.

cerumen (*ser-u'-men*) [*cera*]. The wax of the ear.

ceruminal (*ser-u'-min-al*). Pertaining to cerumen.

ceruminosis (*ser-u-min-o'-sis*). An excessive secretion of cerumen.

ceruminous (*ser-u'-min-us*) [*cera*]. Pertaining to cerumen. **c. glands,** glands secreting cerumen.

ceruse (*se'-rūs*) [L., *cerussa*]. 1. White lead: basic carbonate and hydrate of lead. 2. A white face-powder. **c., antimony,** white oxide of antimony; also antimonic acid.

cerussa (*se-rus'-ah*). See *ceruse.*

cervical (*ser'-vik-al*) [*cervix*, the neck]. Pertaining to the neck or to the cervix uteri. **c. carcinoma,** carcinoma of the neck of the uterus. **c. endometritis.** See *endocervicitis.* **c. pregnancy,** a rare condition in which, from atrophy of the decidual membranes, the impregnated ovum is not properly held in place, and, dropping, lodges in the cervical canal, where it develops until the uterus expels it.

cervicalis (*ser-vik-a'-lis*) [*cervix*]. 1. Cervical. 2. A cervical artery, muscle, nerve, or vein.

cervicectomy (*ser-ve-sek'-to-me*) [*cervico-*; ἐκτομή, excision]. Excision of the cervix uteri.

cervicen (*ser'-vis-en*) [*cervix*, the neck]. Belonging solely to the cervix.

cervicicardiac (*ser-vis-ik-ar'-de-ak*) [*cervix*, the neck; καρδία, the heart]. Relating to the neck and the heart, as the cervicicardiac nerves, branches of the vagus.

cerviciplex (*ser-vis'-ip-leks*) [*cervix*, the neck; *plexus*, a network]. The cervical plexus.

cervicispinal (*ser-vis-e-spi'-nal*). Relating to the neck and spinal cord.

cervicitis (*ser-vis-i'-tis*) [*cervix*; ιτις, inflammation]. Inflammation of the cervix uteri.

cervico- (*ser'-vik-o*). Prefix denoting relation to the neck or to the cervix of an organ.

cervicoauricular (*ser-vik-o-aw-rik'-ū-lar*). Relating to the back of the neck and the outer ear.

cervicobasilar (*ser-vik-o-bas'-il-ar*). Pertaining to the neck and the basilar region.

cervicobrachial (*ser-vik-o-bra'-ke-al*) [*cervico-*; *brachium*, the arm]. Relating to the neck and the arm.

cervicobregmatic (*ser-vik-o-breg-mat'-ik*) [*cervico-*; βρέγμα, the sinciput]. Relating to the cervix or nucha and the bregma.

cervicobuccal (*ser-vik-o-buk'-al*) [*cervico-*; *bucca*, the cheek]. Pertaining to the buccal surface of the neck of a molar or premolar tooth.

cervicodynia (*ser-vik-o-din'-e-ah*) [*cervico-*; ὀδύνη, pain] Cramp or neuralgia of the neck.

cervicofacial (*ser-vik-o-fa'-shal*) [*cervico-*; *facies*, face]. Relating to the neck and the face.

cervicohumeral (*ser-vik-o-hū'-mer-al*). Relating to the neck and the upper arm.

cervicolabial (*ser-vik-o-la'-be-al*) [*cervico-*; *labium*, lip]. Pertaining to the labial surface of the neck of an incisor or canine tooth.

cervicolingual (*ser-vik-o-ling'-wal*) [*cervico-*; *lingua*, tongue]. Pertaining to the lingual surface of the neck of a tooth.

cervicomuscular (*ser-vik-o-mus'-kū-lar*). Relating to the muscles of the neck

cerviconasal (*ser-vik-o-na'-zal*). Running from the back of the neck to the nose.

cervico-occipital (*ser-vik-o-ok-sip'-it-al*) [*cervico-*; *occiput*, the back of the head]. Relating to the neck and the back of the head.

cervico-orbicular (*ser-vik-o-or-bik'-ū-lar*) [*cervico-*; *orbicularis*, circular]. Relating to the neck and the orbicular muscle.

cervicoscapular (*ser-vik-o-skap'-ū-lar*). 1. Relating to the back of the neck and the scapula. 2. The transverse artery or vein of the neck.

cervicovaginal (*ser-vik-o-vaj'-in-al*) [*cervico-*; *vagina*]. Relating to the cervix uteri and the vagina.

cervicovesical (*ser-vik-o-ves'-ik-al*). Pertaining to the bladder and the cervix uteri.

cervimeter (*ser-vim'-et-er*) [*cervix*; μέτρον, a measure]. An instrument for measuring the cervix uteri.

cervisia (*ser-vis'-e-ah*) [L.]. Ale or beer. **cervisiæ fermentum,** beer-yeast. The ferment obtained

in brewing beer, and produced by *Saccharomyces cerevisiæ*.

cervix (*ser'-viks*) [L.]. A constricted portion or neck. **c. conical, c., conoid, c., conoidal,** malformation of the cervix uteri marked by a conical shape and elongation, with constriction of the os externum. **c. cornu,** the constricted portion of the cornu dorsale **c. obstipa, c. rigida,** wry-neck. **c. tapiroid,** a cervix uteri with a very elongated anterior lip. **c. uteri,** the neck of the uterus. **c. vesicæ,** the neck of the bladder.

ceryl (*se'-ril*) [*cera*, wax], $C_{27}H_{55}$. An organic radical found in combination in beeswax.

cesarean section, or **operation** [*cædere*, to cut]. Extraction of the fetus through an incision made in the abdomen. **c. section, postmortem,** extraction of the child after the mother's death.

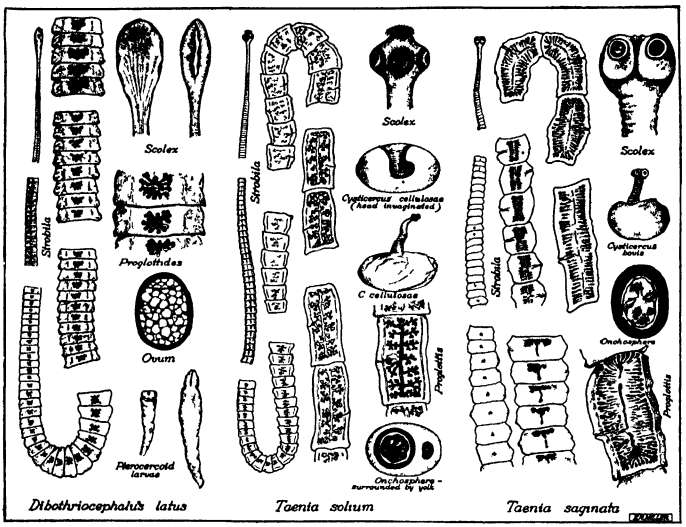

ADULT AND LARVAL STAGE OF CESTODA OF MAN. (*Stitt.*)

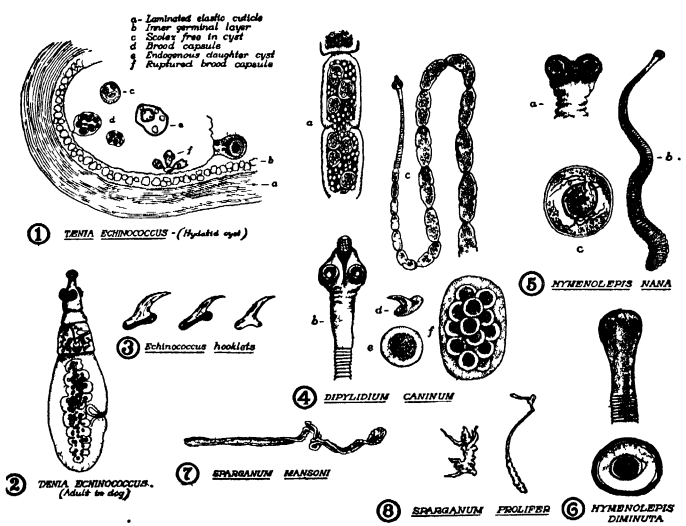

OTHER CESTODES OF MAN. (*Stitt.*)

cesarotomy (*se-zar-ot'-om-e*). Cesarean section

cesium, cæsium (*se'-ze-um*) [L., "bluish-gray"], Cs = 132.81; quantivalence I. A rare alkaline metal resembling potassium in physical and chemical properties **c. and ammonium bro-**

mide, $CsBr\,3NH_4Cl$, sedative used n epilepsy. Dose 15–45 gr. (1–3 Gm.); maximum dose 90 gr. (6 Gm.). **c. bitartrate,** $CsHC_4H_4O_6$, used in nervous heart-palpitation. Dose 3–5 gr. (0.18–0.3 Gm.). **c. bromide,** is a good sedative, but its cost is very great. **c. carbonate,** Cs_2CO_3; used in epilepsy. **c. chloride,** lowers the pulse-rate and raises arterial pressure. Dose 2–5 gr. (0.13–0.32 Gm). **c. hydrate, c. hydroxide,** CsOH, is used in epilepsy. **c. and rubidium and ammonium bromide,** CsBr.RbBr 6(NH_4Br), a nervine. Dose 15–45 gr. (1–3 Gm.) once or twice daily; maximum dose 90 gr. (6 Gm.). **c. sulphate,** Cs_2SO_4, used as an antiepileptic.

cestode, cestoid (*ses'-tōd, ses'-toid*) [κεστός, a girdle; εἶδος, likeness]. Shaped like a girdle or ribbon; applied to worms, of which *Tænia* is a type.

cestus (*ses'-tus*) [L., a girdle]. The fold of the metatela encircling the dorsal part of the brain-tube.

cetacea (*se-ta'-se-ah*) [κῆτος, a whale]. An order of mammals living in the sea, as the whale, dolphin, etc.

cetaceum (*se-ta'-se-um*) [see *cetacea*]. Spermaceti. A fatty substance somewhat resembling paraffin in its physical properties. It is obtained from the head of the sperm-whale, *Physeter macrocephalus*. It is soluble in ether, in chloroform, and in boiling alcohol, and is employed as an emollient. **Cetacei, ceratum,** contains spermaceti, 10; white wax, 35; olive-oil, 55 parts. **Cetacei, unguentum** (B. P.), contains spermaceti, white wax, almond-oil, and benzoin.

cetic, cetinic (*se'-tik, se-tin'-ik*). Pertaining to cetin or to the whale.

cetin (*se'-tin*) [*see cetacea*], $C_{32}H_{64}O_2$ The chief constituent of commercial purified spermaceti. It is a fatty, crystalline substance, soluble in alcohol and ether, insoluble in water, melting at 49° C., and volatilizing at 360° C. Syn., *cetinum*.

Cetraria (*se-tra'-re-ah*) [*cætra*, a short Spanish shield]. 1. A genus of lichens. 2. Iceland moss —a lichen, *C. islandica*, found in Iceland and other northern countries It contains a form of starch, *lichenin*, that gelatinizes when boiled with water. It is a feebly tonic demulcent, sometimes used in pulmonary affections. **Cetrariæ, decoctum** (B. P.), contains 5 % of the lichen. Dose 2–4 oz. (60–120 Cc.).

cetrarin (*se-tra'-rin*) [*cætra*, a short Spanish shield]. The bitter principle of Iceland moss, crystallizing in fine needles, and nearly insoluble in water.

cetyl (*se'-til*) [*cetus*, a whale], $C_{16}H_{33}$. An alcoholic radical existing in beeswax, and spermaceti.

cevadilla (*sev-ad-il'-ah*). See *sabadilla*.

cevadine (*sev'-ad-ēn*), $C_{32}H_{49}NO_9$. A crystalline alkaloid of cevadilla. See *veratrine*.

Ceylon sickness. Beriberi.

ceyssatite (*ses'-a-īt*) [*Ceyssat*, a village of Puy-de-Dôme, France]. A fossil earth from the village of Ceyssat, France, composed almost entirely of pure silica. It is used as an absorbent dusting-powder.

C. F. Abbreviation for Canadian Formulary of Unofficial Preparations.

Cg. Abbreviation for centigram.

C. G. S. Abbreviation for *centimeter, gram, second;* denoting that system of scientific measurements which takes the *centimeter*, the *gram*, and the *second* as the units respectively of distance, mass (or weight), and time.

C_2H_2. Acetylene.

C_6H_6. Benzene.

CH_4. Methane.

Chabert's disease (*shab-air'*) [Philibert *Chabert*, French veterinarian, 1737–1814]. Symptomatic anthrax; black-leg. **C.'s oil,** a mixture of crude animal oil and oil of turpentine.

Chaddock's external malleolar sign (*chad'-ock*) [Charles Gilbert *Chaddock*, American physician]. Extension of one or more of the toes when the external inframalleolar skin area is irritated; it is found in organic disease of the spino-cortical reflex paths.

Chadwick's sign [James Read *Chadwick*, American gynecologist, 1844–1905]. Same as *Jacquemier's sign*.

chæraphrosyne (*ke-raf-ros'-in-e*) [χαίρειν, to rejoice; ἀφροσύνη, senselessness]. Amenomania.

chæromania (*ke-ro-ma'-ne-ah*) [χαίρειν, to rejoice; μανία, madness]. Amenomania.

chaffbone (*chaf'-bōn*). A name for the inferior maxilla.

Chagas' disease (*chah'-gahs*) [Carlos *Chagas*, Spanish physician]. Parasitic thyroiditis.

Chagres fever (*shag'-ras*) [*Chagres*, a river on the isthmus of Panama]. A malignant form of malaria, endemic on the isthmus of Panama.

chain (*chān*). 1. A series of connected links of metal, etc. 2. In (organic) chemistry (a series of atoms linked together by one or more bonds). **c. écraseur,** an écraseur of which a chain forms the cutting part. **c.-saw,** a surgeon's saw, the teeth of which are linked together like a chain.

chalastic (*kal-as'-tik*) [χαλαστικός, making supple]. 1. Emollient, softening. 2. An emollient or laxative medicine.

chalastodermia (*kal-as-to-der'-me-ah*). Synonym of *dermatolysis*.

chalaza (*kal-a'-zah*) [*chalazion*]. One of the twisted cords binding the yolk-bag of an egg to the lining membrane of the shell; or that part of a seed where its coats unite with each other and the nucleus.

chalazia (*kal-a'-ze-ah*) [*chalazion*]. 1. The socalled hailstone sputa. 2. A chalazion.

chalazion (*kal-a'-ze-on*) [χαλάζιον, a small hailstone]. A tumor of the eyelid from retained secretion of the Meibomian glands, a Meibomian cyst. Syn., *porosis palpebræ*. **c. terreum,** one in which there is degeneration of the contents and change to calcium carbonate and cholesterin. Syn., *lithiasis palpebralis*.

chalazonephritis (*kal-a-zo-nef-ri'-tis*) [*chalazion; nephritis*]. Granular nephritis.

chalcitis (*kal-si'-tis*) [χαλκός, anything made of metal]. A severe inflammation of the eyes, marked at first by excessive lacrimation and sensitiveness to light, resulting in blurred vision and continued flow of mucus. It is due to rubbing the eyes after the hands have been used on brass, as is done by trolley-car conductors and workmen. Syn., *brassy eye; chalkitis*.

chalcosis (*kal-ko'-sis*) [χαλκός, copper]. A deposit of copper particles in the tissues.

chalice-cell (*chal'-is*). Goblet cell.

chalicosis (*kal ik-o'-sis*) [χάλιξ, gravel]. A disease of the lungs caused by the inhalation of dust or sand.

chalinoplasty (*kal-in-o-plas'-te*) [χαλινός, a bridle or rein; πλάσσειν, to form]. An operation to form a new frenum of the tongue.

chalk (*chawk*) [*calx*, limestone]. Calcium carbonate. See *calcium*. **c.-stone,** gout-stone—a deposit beneath the skin in gouty patients.

chalkitis (*kal-ki'-tis*). See *chalcitis*.

chalodermia (*kal-o-dur'-me-ah*) [χαλασις, a slackening; δέρμα, the skin] Dermatolysis. *q. v.*

chalone (*kal'-ōn*) [χαλᾶν, to loosen]. An inhibitory antacoid. See *hormone.*

chalonic (*kal-on'-ik*). Pertaining to chalone.

chalybeate (*ka-lib'-e-āt*) [χάλυψ, steel]. 1. Containing iron. 2. Having the color or taste of iron. 3. A substance or medicine containing iron.

Chamælirium (*kam-e-lir'-e-um*) [χαμαί, on the earth; λείριον, a lily]. A genus of plants of the order *Liliaceæ.* The rhizome of *C. luteum,* devil's-bit, of the United States and Canada, is a uterine tonic, anthelmintic, diuretic, and febrifuge. Dose of *aqueous infusion* (1 oz. to 1 pint) a wineglassful.

chamber (*tchām'-ber*) [*camera,* a chamber] A cavity or space. **c., anterior** (of the eye), the space between the cornea and the iris. **c., aqueous** (of the eye), the space between the cornea and lens. **c., posterior** (of the eye), the space between the iris and the lens. The chambers of the eye contain the aqueous humor. **c., resonance,** resonant chamber attached to a tuning-fork for acoustic investigation.

Chamberland filter (*shahm-ber-lahn'*)[Charles Edouard *Chamberland,* French bacteriologist, 1851–1908]. A filter made of unglazed porcelain; only ultramicroscopic microorganisms pass through it.

Chamberlen forceps (*tchām'-ber-len*) [Peter *Chamberlen,* English accoucheur, 1664–1728] The first used in obstetrics.

chamecephalic (*kam-e-sef-al'-ik*) [χαμαί, low; κεφαλή, head]. Characterized by chamecephaly.

chamecephalous (*kam-e-sef'-al-us*). See *chamecephalic.*

chamecephaly (*kam-e-sef'-al-e*) [χαμαί, low; κεφαλή, head]. In craniometry, that condition of the skull in which the cephalic index is 70° or less. A flat and receding skull.

chameconcha (*kam-e-kong'-kah*) [χαμαί, low; κόγχή, orbit]. In craniometry, an orbital index below 80.01°.

chameconchous (*kam-e-cong'-kus*) [χαμαί, low; κόγχή, concha]. In craniometry, having an orbital index of not more than 80°.

chamecranious (*kam-e-kra'-ne-us*) [χαμαί, low; κρανιόν, skull]. In craniometry, having the greatest length of the skull proportioned to its height.

chameleon-phenomenon (*kam-e'-le-on-fen-om'-e-non*). A peculiar reaction shown by *Bacillus pyocyaneus;* when grown on agar, a light-green color is imparted to the medium, which after 48 hours turns very dark green. On potato a yellowish-brown growth is formed, which turns green when the superficial portion is removed by scraping, but it soon resumes its brown color.

chameprosopic (*kam-e-pro-so'-pik*) [χαμαί, low; πρόσωπον, face]. Low-faced; having the zygomatic facial index below 90°.

chamocephalic (*kam-o-sef-al'-ik*) [χαμαί, on the ground, low; κεφαλή, head]. See *chamecephalic.*

chamois-skin (*sham'-wah-,* or *sham'-e-skin*). Properly the skin or tanned leather of the chamois; now prepared from split sheep-skin. It is used in surgery and for underclothing.

chamomile (*kam'-o-mil*). See *anthemis* and *matricaria.*

chamoprosopic (*kam-o-pro-so'-pik*) [χαμαί, on the ground; πρόσωπον, face]. See *chameprosopic.*

champacol (*sham'-pa-kol*) [*champaka,* Bengalese]. A camphor, $C_{17}H_{10}O$, from the champak-tree, *Michelia champaca.* Syn., *Champaca camphor.*

champagne (*sham-pān*) [Fr.]. An effervescent wine useful as a remedy for nausea and vomiting.

Champetier de Ribes bag. See *Ribes' bag.*

champignon (*shawm-pin-e-on(g)'*). A suppurative inflammation of the spermatic cord of a horse, developing sometimes after castration.

Championnière's disease. See *Lucas-Championnière.*

chancebone (*chans'-bōn*). A name for the ischium.

chancre (*shang-ker*) [Fr.]. A term formerly used indiscriminately for any primary venereal ulcer, but now generally applied to the initial lesion of syphilis (*q. v.*). **c., arsenical,** ulceration resembling a syphilitic chancre, but due to arsenic. **c., hard, c., Hunterian, c., indurated, c., infecting, c., non-suppurating, c., true,** the ulcer of syphilitic origin, which is followed by constitutional syphilis. **c., nonincubatory, c., noninfecting, c., simple, c., soft,** a contagious, suppurating, nonsyphilitic venereal ulcer, properly called *chancroid.* **c., Sahara,** the Aleppo boil.

chancriform (*shang'-kre-form*) [*chancre; forma,* form]. Like a chancre in appearance.

chancroid (*shang'-kroid*) [*chancre; εἶδος,* form]. A local, infective process, transmitted by sexual intercourse, and characterized by ulceration, local glandular involvement, and often suppuration It has been variously termed the soft, nonindurated, simple, or nonsyphilitic chancre. See *chancre.* **c., phagedenic,** chancroid with a tendency to slough. **c., serpiginous,** phagedenic chancroid that spreads superficially in curved lines.

chancroidal (*shang-kroi'-dal*). Pertaining to or of the nature of a chancroid.

chancrous (*shang'-krus*). Chancre-like.

change (*chānj*). The word is colloquially used for either the establishment or the cessation of the menstrual function. **c. of life,** the menopause.

channel (*chan'-el*) [ME., *chanel*]. See *canal* **c.s, intercellular.** 1. Irregular canals of communication between the intercellular spaces interposed between prickle-cells, and thought to be connected with the lymph-capillaries. 2. Tiny canals between gland-cells. **c.s, intracellular,** the minute canals which connect vacuoles in the cell-body of liver-cells with the biliary canaliculi or intercellular channels. **c., lymphatic, c., plasmatic.** See *Recklinghausen's canal,* and *canal, serous.*

channel-bone (*chan'-el-bōn*). The clavicle.

Channing's solution [William *Channing,* American physician]. Liquor hydrargyri et potassii iodidi.

Chantemesse reaction (*shahnt-eh-mes'*) [André *Chantemesse,* French bacteriologist, 1815–1919]. Same as ophthalmoreaction, *q. v.*

Chantreuil's method (*shang-treel'*). In pelvimetry, a method of ascertaining the distance between the tuberosities of the ischia (11 cm.) in estimating the size of the pelvic outlet. The two thumbs are placed upon the tuberosities, while an assistant measures the distance between them.

chap [ME., *chappen,* to cleave]. A slight or superficial fissure of the skin, usually upon the lips, hands, or nipples.

chaparra amargosa. A plant growing in Mexico and Texas; the infusion and the fluid extract are used in amebic dysentery.

chapasgar (*chap-as'-gar*). A culture medium made up of 1 part of ascitic fluid and 2 parts of 3 % agar with Chapoteau's peptone. The names of the ingredients (*Chap*oteau, *as*cites and *agar*) are mutilated to make the title.

Chapoteau's peptone (*shap-o-to'*). Trade name of a particular make of peptones; see *chapasgar.*

chappa (*chap'-ah*). The name among the Popo people in the colony of Lagos for a disease believed to be neither tuberculous nor syphilitic, marked by severe initial pains in muscles and joints, followed by swelling and the formation of round multiple nodules the size of a pigeon's egg; without forming abscesses these are exposed by ulceration of the skin. The disease finally attacks the bones.

characterizing group. A group of atoms in the molecule of a compound which distinguishes that class of compound from all other classes.

characterology (*kar-ak-ter-ol'-o-je*). The study of personality.

charbon (*shar'-bon*) [Fr., charcoal]. Anthrax (*q. v.*).

charcoal (*char'-kōl*) [ME., *charren*, to turn; *col*, coal]. Coal made by subjecting wood to a process of smothered combustion. See under *carbo.*

Charcot's artery (*shar-ko'*) [Jean Martin *Charcot*, French physician, 1825–1893]. The "artery of cerebral hemorrhage," one of the lenticulostriate arteries that passes through the outer part of the putamen **C.'s cirrhosis.** See *Hanot's disease.* **C.'s crystals,** octahedral crystals of the phosphate of Schreiner's base (spermin), found in the sputum of asthma, in seminal fluid, leukemic blood, and feces. **C.'s disease.** 1. Amyotrophic lateral sclerosis. 2. Arthropathy of tabes dorsalis 3. Multiple cerebrospinal sclerosis **C.'s fever,** a septic fever occurring in cases of jaundice due to impacted gall stones. **C.'s gait,** the gait of Freidreich's ataxia **C.'s intermittent claudication,** intermittent paresthesia of the legs attended with pain, tremor, and excessive perspiration due to arteriosclerosis; a condition first noted by French writers in apparently healthy horses and afterward observed in man. Syn., *angina cruris; angiosclerotic paroxysmal myasthenia; intermittent lameness; intermittent limping* **C.'s joint.** See *C.'s disease* (2). **C.'s method.** See *hypnotism.* **C.'s pain,** hysterical pain in the ovarian region **C.'s posterior root-zone.** See *Burdach's column.* **C.'s sensory crossway,** the posterior third of the posterior limb of the internal capsule. Syn., *carrefour sensitif.* **C.'s sign,** in facial paralysis the eyebrow is raised; in facial contracture it is lowered. Syn., *signe du sourcil.* **C.'s syndrome,** intermittent claudication, an affection connected with arteriosclerosis of the lower extremities **C.'s zones,** the hyterogenic zones

Charcot-Guinon's disease (*shar-ko'-gwe-nyong'*). Dementia complicating some cases of progressive muscular dystrophy.

Charcot-Leyden's crystals (*shar-ko-li'-den*). See *Charcot's crystals.*

Charcot-Marie's symptom. See *Marie's symptom.* **C.-M.'s type of progressive muscular atrophy,** the neurotic type of progressive muscular atrophy; progressive neural muscular atrophy, commencing in the muscles of the feet and the peroneal group. **C.-M.-Tooth's type of progressive muscular atrophy.** See *C.-M.'s type of progressive muscular atrophy.*

Charcot-Neumann's crystals. See *Charcot's crystals.*

Charcot-Robin's crystals. See *Charcot's crystals.*

Charcot-Vigouroux's sign. See *Vigouroux's sign.*

chariot (*char'-e-ot*). The movable coil of an induction apparatus.

charlatan (*shar'-lat-an*) [Ital., *ciarlatano*, quack]. A quack; a pretender to medical skill; an advertising doctor.

charlatanism, charlatanry (*shar'-lat-an-izm, -re*). 1. Quackery, *q. v.* 2. The practices of a quack.

Charles' law (*charlz*) [Jacques Alexander Cæsar *Charles*, French physicist, 1746–1823]. Equal increments of temperature add equal amounts to the product of the volume and pressure of a given mass of gas. The increase is $\frac{1}{273}$ of its volume measured at −273° C., which is the zero of absolute temperature.

charleyhorse (*char'-le-hors*). A rupture or strain of muscle or tendon fibers generally resulting from athletic efforts.

charpie (*shar'-pe*) [*carpere*, to pluck]. Picked or shredded lint; linen shreds for dressing wounds.

Charrière's guillotine (*shar-re-ār'*) [Joseph François Benoit *Charrière*, French instrument maker, 1803–1876]. An instrument for excising tonsils. **C.'s scale,** the French scale for measuring the size of urethral sounds or catheters; the consecutive numbers differ by $\frac{1}{3}$ mm.

charta (*kar'-tah*) [χάρτης, paper]. A paper. In pharmacy, a strip of paper the fibers of which are impregnated with a medicinal substance. Also a wrapper for holding powders. **c. cantharidis, c. epispastica,** blistering-paper. **c. emporetica,** porous or bibulous paper. **c. exploratoria,** test-paper. **c. sinapis** (U. S. P.), mustard-paper.

chartreuse (*shar-trooz'*) [Fr.]. A tonic cordial, obtained by distillation from various plants growing on the Alps.

chartula (*kart'-u-lah*) [dim. of *charta*]. A little paper, especially a paper containing a single dose of a medicinal powder.

chasma, chasmus (*kaz'-mah, kaz-mus*) [χασμός, a gaping]. A yawn.

Chassaignac's axillary muscle (*shas-a-nyak'*) [Edouard Pierre Marie *Chassaignac*, French surgeon, 1804–1879]. A nonconstant muscle that extends across the axilla from the lower border of the latissimus dorsi to the lower border of the pectoralis minor or to the brachial fascia. **C.'s tubercle,** the carotid tubercle on the transverse process of the sixth cervical vertebra.

chaudepisse (*shōd-pēs*) [Fr. "hot urine"]. The scalding and painful urination of the acute stage of gonorrhea.

chauffeur's fracture (*sho-fer*). Same as Colles' fracture; caused by "back fire" of the motor which suddenly jerks the crank handle in the opposite direction from which it is being turned.

chaulmestrol (*chawl-mes'-trol*). A mixture of the ethyl esters of the unsaturated fatty acids of chaulmoogra oil.

chaulmoogra, or **chaulmugra oil** (*chawl-moog'-rah*) [E. Ind.]. A fixed oil expressed from the seeds of *Gynocardia odorata*, a tree native to the East Indies. It is soluble in alcohol, and its properties are due to gynocardic acid. It is used in leprosy, in scaly eczema, psoriasis, and syphilitic skin affections. For external use, 1 part of the acid to 24 of petroleum. Internally, 5–10 min. (0.32–0.65 Cc.) of the oil or $\frac{1}{2}$–3 gr. (0.032–0.2 Gm.) of the acid, in capsules.

Chaussier's areola (*sho-se-a'*) [François *Chaussier*, French physician, 1746–1828]. The areola of inflammatory induration of a malignant pustule. **C.'s line,** the raphe of the corpus callosum.

Chautard's test for acetone (*sho-tar'*). Allow sulphurous acid to pass through a solution of 0.25 Gm. of fuchsin in 500 Cc. of water until the solution becomes yellow. On the addition of a portion of this to the liquid to be tested for ace-

tone it will assume a violet color if acetone is present.

Chauveau's retention theory (*sho-vo'*) [Auguste *Chauveau*, French veterinarian, 1827–1917]. See under *immunity*.

chawstick (*chaw'stik*). See *chewstik*.

chaya, c.-root (*chi'-ah*). The plant, *Aerva lanata*. Syn., *shaya-root*.

Ch. B. Abbreviation for *Chirurgiæ Baccalaureus*, Bachelor of Surgery.

$CH_2.CH_2$. Ethylene.

CH_3CH_2OH. Ethyl alcohol.

$CHCl_3$. Chloroform.

$CH_3.COOH$. Acetic acid.

Ch. D. Abbreviation for *Chirurgiæ Doctor*, Doctor of Surgery.

Cheadle-Barlow's disease [Walter Butler *Cheadle*, English physician]. See *Barlow's disease*.

check (*chek*) [OF., *eschec*, from Pers. *shāh*, a king]. A sudden stop. **c.-experiment.** See *control experiment*. **c.-ligament.** See *ligament, check-*.

checkerberry (*chek'-er-ber-e*). A popular name for *Gaultheria procumbens*.

cheek (*chēk*) [AS., *ceáce*]. The side of the face; it is composed of fat, areolar tissue, muscles, etc. **c. bone,** the malar bone. **c. teeth,** the molar teeth.

cheese (*chēz*) [AS., *cēse*]. A food prepared from the casein of skimmed or unskimmed milk.

cheesy (*chēz-e*) [*cheese*]. Of the nature of cheese. **c. degeneration, c. necrosis,** caseous degeneration or caseation; the conversion of the tissues into a substance resembling cheese. **c. tubercle,** a tubercle that has undergone cheesy necrosis.

cheil-, cheilo- (*kīl-, ki-lo-*). For words thus beginning see *chil-* or *chilo-*.

cheiranthin (*ki-ran'-thin*). A glucoside from the leaves and seeds of *Cheiranthus cheiri*, with action similar to that of digitalis.

cheiro- (*ki-ro-*). For words thus beginning see *chiro-*.

chekan, cheken (*chek'-en*) [Chilian]. 1. The leaves of *Eugenia cheken*, a South American shrub. It is diuretic and expectorant and similar in action to eucalyptus. It is used in chronic pharyngitis, laryngitis, etc. Dose of the *fluidextract* ½–1 dr. (2–4 Cc.). 2. The crude resin obtained from *Cannabis indica*.

chelafrin (*kel'-af-rin*). Same as adrenalin or epinephrin.

chelate (*ke'-lāt*) [χηλή, a claw]. 1. Claw-shaped. 2. Having claw-shaped appendages or processes.

chelen (*ke'-len*). Ethyl chloride.

chelerythrine (*kel-er'-ith-rēn*), $C_{19}H_{17}NO_4$. A poisonous alkaloid obtained from *Chelidonium*.

chelidon (*kel'-id-on*). The cubital fossa; bend of the elbow.

chelidonine (*kel-id'-o-nēn*) [*chelidonium*)], $C_{19}H_{17}N_3O_3 + H_2O$, or $C_{19}H_{17}NO_4$. A crystalline alkaloid of celandine (*Chelidonium majus*). **c. phosphate,** a white, crystalline powder, soluble in water; it is used as an analgesic. **c. sulphate,** $(C_{20}H_{19}NO_5)_2H_2SO_4$, a white crystalline substance, soluble in water; it is a narcotic like morphine, but less toxic. Dose 1½–3 gr. (0.1–0.2 Gm.).

chelidonism (*kel-id'-on-izm*). Poisoning by *Chelidonium majus;* it is marked by inflammation of the mouth and gastrointestinal tract and hematuria. It is due to the action of chelerythrine.

chelidonium (*kel-id-ō-ne-um*) [χελιδόνιον. celandine]. Celandine. The leaves and stems of *C. majus*, with properties due to a number of alkaloids and acids. It is a drastic cathartic and externally an irritant, and has been used in jaundice, whooping-cough, and catarrhal pneumonia. Dose of the *plant* 10–30 gr. (0.65–2.0 Gm.); of the *juice* 5–20 min. (0.32–1.3 Cc.). Unof.

chelidoxanthin (*kel-id-o-zan'-thin*) [*chelidonium*]. One of the bitter, crystalline constituents of celandine.

chelinisal (*kel-in'-is-al*). A suspension in physiological salt solution of turtle bacilli rendered avirulent by repeated passage through animals; it is given intramuscularly for cure and immunizing of tuberculous subjects.

cheloid (*ke'-loid*). See *keloid*.

cheloma (*ke-lo'-mah*). Same as *keloid*.

chelone (*kel'-on-e*). Balmony.

chelonin (*kel'-on-in*). See *balmony*.

chelotomy (*ke-lot'-o-me*). See *kelotomy*.

Chelsea pensioner (*chel'-se*) [*Chelsea*, town in England]. Compound confection of guaiacum; it contains guaiacum resin, 1; rhubarb, 2; acid potassium tartrate, 7 5; nutmeg, 1; sublimed sulphur, 14.5; and clarified honey, 74. It is a popular remedy (in England) for rheumatism and gout.

chematropism (*kem-at'-ro-pizm*). See *chemotropism*, and *chemotaxis*.

chemic, chemical (*kem'-ik-al, kem'-ik*) [*chemistry*.] Of or pertaining to chemistry. **c. antidote,** an antidote which decomposes a poison. **c. equation,** the formula representing a chemical reaction. **c. food,** compound syrup of phosphates. **c. messenger,** a hormone or chalone **c. reflex.** Same as *humoral reflex, q. v.*

chemicity (*kem-is'-it-e*). The state of having chemical properites.

chemicoanalytic (*kem-ik-o-an-al-it'-ik*). Relating to chemical analysis.

chemicocautery (*kem-ik-o-kaw'-ter-e*). Cauterization by means of chemical agents.

cheminosis (*kem-in-o'-sis*) [*chemistry; νόσος*, disease]. Any disease caused by chemical agents.

chemiotaxis, chimiotaxis (*kem-e-o-taks'-is, kim-e-o-taks'-is*). See *chemotaxis*.

chemise (*she-mēz'*). A form of surgical dressing made of muslin and applied after operations upon the rectum or bladder to control or prevent hemorrhage.

chemism (*kem'-izm*) [χημεία, chemistry]. 1. Chemical force. 2. Iatrochemistry or chemiatry. See *spagirism*. 3. The theory that assumes the development of the universe to be due to chemical processes.

chemist (*kem'-ist*). 1. One skilled in chemistry. 2. A druggist. **c. pharmaceutical,** a druggist.

chemistry (*kem'-is-tre*) [χημεία, chemistry]. The science of the molecular and atomic structure of bodies. **c., actinic, c., actino-,** that treating of decomposition of light. **c., analytic,** that concerned in the determination of the constituents and decomposition-products of substances; also in the estimation of the relative proportion of their elements and the number and interrelation of the atoms contained in a molecule. **c., animal,** that dealing with animal substances. **c., atomic,** that concerned in the structure of molecules, the relations of their contained atoms, and the laws governing their combination. **c., colloidal,** the study of the colloid state of materials; it is *not* the study of colloids **c., electro-.** See *electrochemistry* **c., empirical, c., experimental.** 1. The sum of chemical knowledge established by experiments. 2. The car-

rying on of experiments for determining chemical laws and knowledge. **c., forensic,** that concerned in legal investigations. **c., galvano-.** See *galvano-chemistry*. **c., inorganic,** the chemistry of substances which do not contain carbon. **c., organic,** the chemistry of organic substances, or of the carbon compounds. **c., physiological,** the chemistry of the vital processes of animals and plants. **c., pneumatic,** the chemistry of vapors and gases. **c., stœchiometric.** See *c., atomic*. **c., synthetic,** the building-up of compounds from their elements.

chemocephalus (*kem-o-sef'-al-us*) [χαμαί, low; κεφαλή head]. A person with a flat head.

chemoceptor (*kem-o-sep'-tor*). One of the side chains or receptors in a living cell, having the power of fixing chemical substances in the same way that bacterial toxins are fixed.

chemoimmunity (*kem-o-im-u'-nit-e*). Immunochemistry.

chemoimmunology (*kem-o-im-u-nol'-o-je*). The study of the chemical processes concerned with the problem of immunity.

chemolysis (*kem-ol'-is-is*). Chemical decay.

chemoreceptor (*kem-o-re-sep'-tor*) See *chemoceptor*.

chemoreflex (*kem-o-re'-fleks*) [*chemistry; reflex*]. A reflex produced by a chemical stimulus.

chemosis (*ke-mo'-sis*) [χήμωσις, a gaping]. Swelling of the conjunctiva.

chemosmosis (*kem-os-mo'-sis*) [*chemistry;* ὠσμός, an impulse]. Chemical action from osmosis.

chemosmotic (*kem-os-mot'-ik*). Relating to or due to chemosmosis.

chemosynthesis (*kem-o-sin'-thes-is*). The building up of compounds by chemical action.

chemotactic (*kem-o-tak'-tik*) [*chemotaxis*]. Pertaining or relating to chemotaxis.

chemotaxis (*kem-o-taks'-is*) [*chemistry;* τάσσειν, to order, arrange]. Cellular attraction and repulsion. It is displayed by the protein constituents of the protoplasm of various species of bacteria, as well as by proteins from a great variety of sources. The qualifications positive and negative are added according as the phenomenon is one of attraction or repulsion.

chemotherapeutic index (*kem-o-ther-ap-u'-tik*). Ehrlich's term for the relationship which exists between organotropism and parasitotropism, or between the toxicity of a compound for the body and the toxicity for the parasites. Kolmer represents it as follows C.I. =

$$\frac{\text{maximal tolerated dose per kg of body weight}}{\text{minimal curative dose per kg. of body weight}}$$

chemotherapy (*kem-o-ther'-ap-e*). 1 Treatment based on the affinity supposed to exist between various chemical agents and the body tissues or invading microorganisms. 2. "The prevention or treatment of disease by chemical disinfection or inhibition of the parasitic causes without marked or serious toxic effects." (Kolmer).

chemotic (*ke-mot'-ik*) [*chemosis*]. Pertaining to or marked by chemosis.

chemotropism (*kem-ot'-ro-pism*) [*chemistry;* τροκή, a turning]. The destruction of bacteria by phagocytes; or of the phagocytes by bacteria. In biology, the attraction of leukocytes by certain chemical substances held in solution in the blood. Cf. *chemotaxis*.

chenopodium (*ken-o-po'-de-um*) [χήν, a goose; πόδιον, a little foot]. American wormseed; the fruit of *C. ambrosioides*, or *anthelminticum*, a plant native to the United States, with properties due to a volatile oil, which is the only preparation used. It is an efficient anthelmintic against the roundworm. **c., oil of** (*oleum chenopodii*, U. S. P.). Dose 5–15 min. (0.32–1.0 Cc.).

cheoplastic (*ke-o-plas'-tik*) [χέειν, to pour; πλαστικός, plastic]. Made soft and yielding by heat. **c. metal,** an alloy composed of tin, silver, and bismuth, with a small trace of antimony.

Cherchewsky's disease (*sher-shef'-ske*) [Michael *Cherchewsky*, Russian physician]. Nervous ileus. An affection, simulating intestinal obstruction; it has been noted in neurasthenia.

cheromania, chæromania (*ker-o-ma'-ne-ah*). See *amenomania*.

Cheron's serum. Sodium chloride 2, phenol 1, disodic phosphate 4, sodium sulphate 8, in distilled water to 100.

cherophobia (*ker-o-fo'-be-ah*) [χαιρεῖν, to rejoice; φόβος, fear]. Fear of gaiety, or of happiness.

cherry (*cher'-e*) [κεράσος, cherry-tree]. Bark of the cherry, *Prunus serotina*, a mild bitter and tonic containing tannin. Dose of *fluidextract* ½–1 dr. (2–4 Cc.). *Prunin*, a concentrated extract; dose 1–3 gr. (0.065–0.2 Gm.). See *choke-cherry* and *Prunus virginiana*. **c.-laurel,** European evergreen cherry, *Prunus laurocerasus*. Water distilled from its leaves is used in the same way as dilute hydrocyanic acid. Dose 30 min–1 dr (2–4 Cc.). **c., wild.** See *prunus*.

chervil (*shur'-vil*) [AS., *cerfille*]. The European potherb *Anthriscus cerefolium*. It is said to be deobstruent, diuretic, and emmenagog.

Chervin's method (*sher'-van*) [Claudius *Chervin*, French teacher, 1824–1896]. A method of treating stuttering.

chest. See *thorax*. **c., alar, c., paralytic, c., phthisical, c., pterygoid,** a narrow thorax having a winged appearance from abnormal projection of the wings of the scapula. **c., barrel-,** a peculiar formation of the chest observed in cases of long-standing emphysema of the lungs; it is round, like a barrel, and in respiration is lifted vertically instead of being expanded laterally. **c., emphysematous.** See *c., barrel-*.

chestnut. See *castanea*.

chewstick (*chu'-stik*). The bark of *Gonania domingensis*, a popular aromatic bitter in the West Indies. It is also used as a dentifrice and masticatory. Dose of the fluidextract j–ij.

Cheyne's operation (*chān*) [William Watson *Cheyne*, English surgeon]. *For the radical cure of femoral hernia;* after reducing the hernia, a flap of the pectineus muscle is raised and made to cover the hernial orifice.

Cheyne-Stokes' asthma (*chān-stōks*) [John *Cheyne*, Scotch physician, 1777–1836; William *Stokes*, Irish physician, 1804–1878]. Dyspnea due to pulmonary congestion in advanced chronic myocarditis. **C.-S.'s nystagmus,** nystagmus in which the oscillations of the eyeball have a rhythmic variation similar to the rhythm of Cheyne-Stokes' respiration. **C.-S.'s phenomenon, C.-S.'s respiration, C.-S.'s symptom,** a peculiar type of breathing in which there is a rhythmic increase of the respirations up to a certain degree of rapidity, then gradually decreasing again to temporary cessation. It occurs in certain grave affections of the central nervous system, heart, and lungs, and in intoxications.

CHI$_3$. Iodoform.

Chian (*ki'-an*) Pertaining to Chios, an island in the Ægean Sea. **C. turpentine.** See *terebinthina*.

chiasm, chiasma (*ki'-asm, ki-as'-mah*) [χιάζειν, to make a cross, as an ×]. 1. The optic commis-

sure. 2. A crossing **c., Camper's.** See *Camper's chiasm.*

chiasmal (*ki'-az-mal*). Pertaining to the optic chiasm.

chiasmatic (*ki-az-mat'-ik*). Pertaining to the optic chiasm.

chiastometer (*ki-as-tom'-et-er*) [χιαστός, crossed; μέτρον, a measure]. An instrument for measuring any deviation of the optic axes from parallelism

Chiazzi's operation (*ke-at'-se*). Epiplopexy.

chibou (*see-boo'*) [Fr.]. The resin or gum of *Bursera gummifera*, a tree in Florida and tropical America; it is locally valued in diseases of the lung and kidneys, and is used in various plasters and ointments; it is called also *cachibou* and *archipin.*

chickahominy fever (*chik-a-hom'-in-e*). A synonym of *Typhomalarial fever.*

chicken (*chik'-en*) [AS., *cicen*] The domestic fowl. **c.-breast,** an abnormally prominent condition of the sternum and of the sternal region; pigeon-breast; it is seen in rhachitic persons, etc. **c. cholera.** See *cholera, chicken.* **c.-fat clot,** a clot of blood, yellowish in color, consisting largely of fibrin, and containing but few red cells. **c.-pox.** See *varicella.*

chicle. See *balata.*

chicory (*chik'-or-e*). *Cichorium intybus*, a composite plant of Europe and Asia, naturalized and growing in the United States. Its ground root is used to adulterate coffee.

chielin (*ki'-el-in*). A thick, nontoxic, brown, viscous substance isolated from the bulb of the tulip. It is recommended in eczema and in skin diseases in veterinary practice.

Chiene's lines [John *Chiene*, Scotch surgeon, 19th cent.]. Imaginary lines designed to aid in localizing the cerebral centers in operations upon the brain.

chignon fungus (*shēn-yon(g)*) [Fr.]. A fungoid disease of the hair in which oval or roundish masses surround the hair-shaft at irregular intervals. It is also miscalled *chignon gregarine.*

chigoe (*chig'-o*) [Fr., *chique*]. Sand-flea; *sarcopsylla penetrans*, a small parasite of the skin, affecting usually that portion between the toes and fingers; also the red harvest mite, leptus irritans. It is also written *chigo, chegoe, chigga, chiggre, chigger, jigger.*

chilalgia (*kil-al'-je-ah*) [χεῖλος, lip; ἄλγος, pain]. Neuralgia affecting the lips.

chilblain (*chil'-blān*) [AS., *cēle*, cold; *blēgen*, a boil]. A congestion and swelling of the skin, due to cold, and attended with severe itching or burning; vesicles and bullæ may form, and these may lead to ulceration. Syn., *erythema pernio; pernio.*

childbed. The popular term for the puerperal state. **c. fever,** puerperal fever.

childbirth. Parturition.

child-crowing. The crowing sound of the respiration that characterizes laryngismus stridulus.

chilectropion (*ki-lek-tro'-pe-on*) [χεῖλος, lip; *ectropion*]. Eversion of the lip.

Chili saltpeter. Sodium nitrate.

chilitis (*ki-li'-tis*) [χεῖλος, **lip**; ιτις, inflammation]. Inflammation of the **lip.**.

chill (*chil*) [AS., *cēle*, **chilliness**]. A sensation of cold accompanied **by shivering**, usually appearing shortly **after** exposure to cold or wet. It is frequently the initial symptom of acute disorders, as pneumonia, etc. It **is a** prominent symptom of various forms of malarial fever.

chills and fever. A term for intermittent fever.

chilo- (*ki-lo-*) [χεῖλος, lip]. A prefix meaning relating to the lips.

chiloangioscope (*ki-lo-an'-je-o-skōp*) [χεῖλος, lip; ἀγγεῖον, vessel; σκοπεῖν, to look]. An apparatus for observing the circulation of the blood in the human lip.

chiloangioscopy (*ki-lo-an-je-os'-ko-pe*) [χεῖλος, lip; ἀγγεῖον, vessel; σκοπεῖν, to look]. The use of the cheiloangioscope.

chilocace (*kil-ok'-as-e*) [χεῖλος, lip; κακός, evil]. A firm, reddish swelling of the lip in scrofulous children.

chilognathopalatoschisis (*ki-log-nath-o-pal-at-os'-kis-is*) [χεῖλος, lip; γνάθος, jaw; *palatum*, the palate; σχίσις, a splitting]. Marchand's term for a malformation marked by fissure of the lip, alveolar process, and palate.

chilognathoprosoposchisis (*ki-log-nath-o-pros-o-pos'-kis-is*) [χεῖλος, lip; γνάθος, jaw; πρόσωπος, face; σχίσις, fissure]. Persistence of primary lateral facial cleft.

chilognathouranoschisis (*ki-log-nath-o-u-ran-os'-kis-is*) [χεῖλος, lip; γνάθος, jaw; οὖρανος, palate; σχίσις, fissure]. Hare lip and cleft palate.

chilognathus (*ki-log'-na-thus*) [χεῖλος, lip; γνάθος, jaw]. Harelip.

chilogramma (*ki-lo-gram'-mah*) [χεῖλος, lip; γράμμα, a mark; *pl., cheilogrammata*]. Jadelot's labial line.

Chilomastix (*ki-lo-mas'-tiks*) [χεῖλος, lip; μάστιξ, whip]. Cercomonas, *q. v.*

chiloncus (*ki-long'-kus*) [χεῖλος, lip; ὄγκος, tumor]. Tumor of the lip.

chiloplasty (*ki'-lo-plas-te*) [χεῖλος, lip; πλάσσειν, to form] Any plastic operation upon the lip.

chilorrhagia (*ki-lor-a'-je-ah*) [χεῖλος, lip; ῥήγνυναι, to burst forth]. Hemorrhage from the lips.

chiloschisis (*ki-los'-kis-is*) [χεῖλος, lip; σχίσις, a split]. Harelip. **c. complicated,** harelip attended with fissure of the palate or of the alveolar arch.

chilostomatoplasty (*ki-lo-sto-mat-o-plas'-te*) [χεῖλος, lip; στόμα, mouth; πλάσσειν, to form]. Chiloplasty including restoration of the mouth.

chilotomy (*ki-lot'-o-me*) [χεῖλος, lip; τόμη, incision] Excision of a part of the lip.

chimaphila (*ki-maf'-il-ah*) [χεῖμα, winter; φίλος, loving]. Pipsissewa; prince's-pine; the leaves of *C. umbellata*, an evergreen found in the United States, an astringent tonic and excellent diuretic. The bruised leaves are used as a rubefacient. It is valuable in dropsy, in renal disease, and in affections of the urinary passages. **c., decoction of** (*decoctum chimaphilæ*, B. P.). Dose 1–3 oz. (30–90 Cc.). **c., fluidextract of** (*fluidextractum chimaphilæ*, U. S. P.). Dose ½–2 dr. (2–8 Cc.).

chimaphilin (*ki-maf'-il-in*). A resinoid from the leaves of *Chimaphila umbellata;* diuretic in dose of from one to four grains (0.065 to 0.26 Gm.)

chimney-sweep's cancer. See *carcinoma, chimney sweep's.*

chimogene (*ki'-mo-jēn*) [χειμών, cold winter weather; γεννᾶν, to produce]. A highly volatile liquid proposed by Vanderweyde as a substitute for rhigolene, ether, etc., producing cold in local anesthesia.

chin [AS., *cin*]. The mentum; the lower part of the face, at or near the symphysis of the lower jaw. **c.-cough,** whooping cough. **c., double,** a fleshy puffiness under the chin; buccula, *q. v.* **c.-jerk, c.-reflex.** See *jaw-jerk* and *reflex.*

china (*kin'-ah* or *ke'-nah*). Same as *cinchona.*

chinaphenin (*ki-nah-fen'-in*). Phenetidin quinine carbonic acid ester; used in whooping cough, and as an antipyretic.

chinaphthol (*kin-af'-thol*). A yellow, bitter, insoluble powder, used as an intestinal antiseptic. Dose 7½–75 gr. (0.5–5.0 Gm.) daily. Syn., *quinine betanaphthol-α-monosulphate.*

chinaseptol (*kin-a-sep'-tol*). See *diaphtol.*

chineonal (*kin'-e-on-al*). A chemical combination of quinine and veronal; quinine diethyl barbiturate. It is said to produce less disagreeable after effects than quinine.

chinine, chininum (*kin'ĕn, kin-in'-um*). See *quinine.*

chiniofon (*kin'-e-o-fon*). Iodohydroxy-quinoline sulphonate. Used in amebic dysentry.

chinoform (*kin'-o-form*). A compound of formaldehyde with cinchotannin. Syn., *quinoform.*

chinoidine, chinoidinum (*kin-oi'-dĕn, kin-oi-di'-num*) [Sp., *china*]. Quinoidine. A mixture of amorphous alkaloids obtained in the manufacture of quinine. It has the therapeutic properties of quinine. Dose 1–20 gr. (0.065–1.3 Gm.). **c., animal,** a substance giving, like quinine, a blue fluorescence in solutions of dilute acids, first obtained by Bence-Jones from the liver, but found in all the organs and tissues of the body, especially in the nerves. **c. borate,** yellowish scales, soluble in water and alcohol, used as is chinoidine. Dose 8–15 gr. (0.5–1.0 Gm.). **c. citrate,** reddish scales, soluble in water and alcohol. Dose 5–25 gr. (0.32–1.6 Gm.). **c. tannate,** a yellow or brown powder, slightly soluble in alcohol; antipyretic, astringent, and tonic. Dose 2–12 gr. (0.13–0 8 Gm.). In veterinary practice it is given in hog-cholera in 24 gr. (1.5 Gm.) doses 3 times daily.

chinol (*kin'-ol*). Quinoline monohypochlorite, $C_9H_6N.ClO$, a white, crystalline, odorless powder, with a pungent taste; soluble in alcohol, almost insoluble in cold or hot water. It is antipyretic and analgesic. Dose 3–5 gr. (0.19–0.32 Gm.).

chinoline, chinolina (*kin'-o-len, kin-o-li'-nah*). See *quinoline.*

chinone (*kin'-ōn*). See *quinone.*

chinopyrin (*kin-o-pi'-rin*). See *quinopyrine.*

chinoral (*kin'-or-al*). An oily, bitter liquid containing quinine and chloral; antiseptic and hypnotic. Dose 1–15 gr. (0 06–1.0 Gm.).

chinosol (*kin'-o-sol*). See *quinosol.*

chinotoxin (*kin-o-toks'-in*). A synthetic compound said to possess properties similar to those of curare. Syn., *disquinolin dimethyl sulphate.*

chinotropin (*ki-no-tro'-pin*). Quinate of urotropin; used as a urinary antiseptic and uric acid solvent; dose, gr. 5–15 (0.3–10 Gm.).

chinovin (*kin'-o-vin*) [*china*, quinine], $C_{30}H_{38}O_8$. A glucoside obtained from cinchona.

chiolin (*ki'-ol-in*). A proprietary skin remedy.

chionablepsia, chionablepsy (*ki-on-ab-lep'-se-ah, ki-on-ab-lep'-se*) [χώv, snow; ἀβλεψία, without sight]. Loss of sensibility of the retina resulting from the exposure of the eyes to reflection of the sunlight upon snow; snow-blindness.

chionanthin (*ki-o-nan'-thin*) [χώv, snow; ἄνθος, a flower]. A precipitate from the tincture of the rootbark of *Chionanthus virginiana;* it is an aperient, diuretic, tonic, and narcotic. Dose 1 to 3 grains.

Chionanthus (*ki-o-nan'-thus*) [χώv, snow; ἄνθος, a flower]. A genus of oleaceous trees and shrubs. **C. virginiana,** fringe-tree or poison-ash. The root is used as a vulnerary.

chionyphe (*ki-on'-if-e*) [χώv, snow; ὑφή, a texture]. 1. See *mycetoma.* 2. A genus of fungi. **c. Carteri,** a parasitic fungus, apparently the cause of the disease known as *fungus foot,* or *madura foot, q. v.*

chiragra (*ki-rag'-rah*) [χείρ, the hand; ἄγρα, a seizure]. Gout in the hand.

chiralgia (*ki-ral'-je-ah*). See *chiragra.*

chiralkol (*ki-ral'-kol*) [χείρ, hand; *alcohol*]. Trade name of a soap, containing alcohol combined with a fat; used as a disinfectant.

chirapsia (*ki-rap'-se-ah*) [χείρ, hand; ἅψις, touching]. Friction with the hand; massage.

chirarthritis (*ki-rar-thri'-tis*) [χείρ, hand; ἄρθρον, a joint; ῖτις, inflammation]. Rheumatism or arthritis of the hand.

chirata, chiretta (*ke-ra'-tah, ke-re'-tah*) [Hind., *chirāetā,* a species of gentian]. The dried plant of *Swertia chirayta.* It resembles gentian in its therapeutic properties, and is an excellent tonic. It does not contain tannin. Dose of the *powdered plant* 15–30 gr. (1–2 Gm.). **c., fluidextract of** (*fluidextractum chiratæ,* U. S. P.). Dose 15–30 min. (1–2 Cc.). **c., infusion of** (*infusum chiratæ,* B. P.). Dose 2 oz. (64 Cc.). **c., tincture of** (*tinctura chiratæ,* B. P.) (10% strength). Dose ½–2 dr. (2–8 Cc.).

chiratin, chirettin (*kir-at'-in, ki-ret'-in*) [Hind., *chirāetā,* a species of gentian], $C_{28}H_{48}O_{18}$. A light-yellow, crystalline, bitter glucoside, obtained from chirata.

chiretta (*kir-et'-ah*). See *chirata.*

chirismus (*ki-riz'-mus*) [χειρισμός, a handling]. 1. Manipulation; a kind of massage. 2. Spasm of the hand.

chiro-, cheiro- (*ki-ro-*) [χείρ, the hand]. A prefix meaning hand.

chirocinesthetic. See *chirokinesthetic.*

chirognomy (*ki-rog'-no-me*) [χείρ, hand; γνώμων, judge]. Physiognomy of the hand.

chirokinesthetic (*ki-ro-kin-es-thet'-ik*) [χείρ, hand; *kinesthetic*]. Relating to the subjective perception of the motions of the hand, particularly in writing.

chirol (*ki'-rol*). A solution of resins and fatty oils in a mixture of ethers and alcohols, used as a protective varnish for the hands in surgery.

chirology (*ki-rol'-o-je*) [χείρ, hand; λόγος, science]. A method of communicating with deaf-mutes by means of the hands; it is distinct from dactylology.

chiromancy (*ki-ro-man'-se*). See *palmistry.*

chiromania (*ki-ro-ma'-ne-ah*) [χείρ, hand; μανία, insane desire]. Masturbation.

chiromegaly (*ki-ro-meg'-al-e*) [χείρ, hand; μέγαλη, large] Enlargement of one, or both hands, but not of akromegalic nature. Syn., *pseudoakromegaly.*

chirometer (*ki-rom'-et-ur*) [χείρ, hand; μέτρον, measure]. Osiander's instrument for measuring a distance on the finger in manual pelvimetry.

chiropelvimeter (*ki-ro-pel-vim'-et-er*) [*chiro-; pelvis;* μέτρον, a measure]. In manual pelvimetry, an instrument for measuring the hand.

chiroplasty (*ki'-ro-plas-te*) [χείρ, hand; πλάσσειν, to form]. A plastic operation on the hand.

chiropodalgia (*ki-ro-pod-al'-je-ah*). See *acrodynia.*

chiropodist (*ki-rop'-o-dist*) [*chiro-;* πούς, foot]. A surgeon or person who professionally treats diseases of the hands and feet, especially corns, bunions, and affections of the nails.

chiropody (*ki-rop'-od-e*) [χείρ, hand; πούς, foot]. The business or profession of a chiropodist.

chiropompholyx (*ki-ro-pom-fo'-liks*) [χείρ, hand; πόμφολυξ, blister]. Dysidrosis; pompholyx; an ill-defined, inflammatory skin-disease confined to the hands and feet, characterized by peculiar vesicles or blebs, arranged in groups.

chiropractic (*ki-ro-prak'-tik*) [χείρ, the hand; πράσσειν, to do]. A method of restoring health by palpating the spinal column for subluxations or misplaced vertebra and adjusting them by hand without other aids or adjuncts.

chiropractor (*ki-ro-prak'-tor*) [see *chiropractic*]. One who practises chiropractic.

chiroscope (*ki'-ro-skōp*) [χείρ, hand; σκοπεῖν, to see]. A device for correcting strabismus, by Ernest E.] Maddox, contemporary English physician.

chirospasm (*ki-ro-spazm*) [χείρ, the hand, σπασμός, a drawing]. Writer's cramp.

chirotheca, cheirotheca (*ki-ro-the'-ka*) [*chiro-*; θήκη, case]. A long, narrow roller bandage for wrapping the fingers. **c. completa,** one for all the fingers of a hand. **c. incompleta,** one for a single finger only.

chirurgeon (*ki-rur'-jon*) [χειρουργός, a surgeon]. A surgeon.

chirurgery (*ki-rur'-jer-e*) [*chirurgia*, from χείρ, hand; ἔργον, work]. Same as *surgery*.

chirurgia (*ki-rur'-je-ah*) [see *chirurgeon*]. Surgery

chirurgic, chirurgical (*ki-rur'-jak-al*) [χειρ-ουργία, surgery]. Pertaining to surgery.

chirurgicogynecological (*ki-rur-je-ko-jin-e-kol-oj'-ik-al*). Pertaining to surgical operations for gynecological conditions.

chitin (*ki'-tin*) [χιτών, a tunic], $C_{18}H_{28}N_2O_{10}$. A colorless skeleton; the animal analogue of the cellulose of plants.

chitinization (*kit-in-iz-a'-shun*). Transformation into chitin.

chitinous (*ki'-tin-us*). Resembling chitin. **c. degeneration,** amyloid degeneration.

chitonitis (*ki-ton-i'-tis*) [χιτών, a tunic; ιτις, inflammation]. Inflammation of any investing membrane.

chitosan (*kit'-o-san*), $C_{14}H_{28}N_2O_{10}$. A cleavage-product of chitin heated to 180° C. with alkali and a little water; it is soluble in dilute acids.

chittim-bark (*chit'-im-bark*). See *cascara sagrada*.

chlamydobacteria (*klam-id-o-bak-te'-re-ah*) [χλαμύς, mantle; *bacteria*]. Bacteria surrounded by a thick capsule or sheath See *table* p. 856.

chlamydospore (*klam'-id-o-spor*) [χλαμύς, mantle; σπόρα, seed]. In biology, applied to a spore having its own protective envelope.

chlamydozoa (*klam-id-o-zo'-ah*) [χλαμύς, cloak; ζῷον, animal]. Protozoa consisting of a cell or cells surrounded by a capsule.

chliasma (*kli-az'-mah*) [χλιαίνειν, to make warm]. A fomentation, a poultice.

chloasma (*klo-az'-mah*) [χλοάζειν, to be pale green]. A deposit of pigment in the skin, occurring in patches of various sizes and shapes, and of a yellow, brown, or black color. Syn., *discolorations; melanoderma; melasma*. **c. hepaticum,** liver-spots; a form following dyspepsia and popularly associated with hepatic disturbance. **c. phthisicorum,** the brown patches upon the skin of the forehead or upper portions of the cheeks in tuberculous patients. **c. uterinum,** chiefly located on the forehead, temples, cheeks, nipples, and median line of abdomen. They are marked during pregnancy, and often during menstruation.

chloracetic acid (*klor-as-e'-tik*). See *acid, chloracetic*.

chloracetization (*klor-as-et-iz-a'-shun*). The production of local anesthesia by chloroform and glacial acetic acid.

chloracetyl (*klor-as'-et-il*). 1. C_2Cl_2. A radical formed from acetyl by the replacement of hydrogen with chlorine. 2. Acetyl chloride.

chloracne (*klor-ak'-ne*) [*chlorine; acne*]. An acneiform eruption of the face, chest and back, of workers in chlorine, and the chlorides.

chloral (*klō'-ral*) [*chlorine; aldehyde*], C_2Cl_3HO. A pungent, colorless, mobile liquid The name is often misapplied to chloral hydrate. Syn., *acetochloral; trichlorated* or *trichloracetic aldehyde*. **c., anhydroglyco-,** chloralose. **c., anhydrous,** chloral as distinguished from chloral hydrate. **c. antipyrine.** See *hypnal*. **c., butyl-** (*butyl-chloral hydras*, B. P.), croton-chloral, $C_4H_5Cl_3 + OH_2O$, a solid occurring in crystalline scales, resembling chloral hydrate, but made with butyl, C_4H_9, as a base, instead of ethyl, C_2H_5. Its properties are similar to those of chloral, but are much feebler. Dose 5–20 gr. (0.32–1.3 Gm.) in syrup. **c.-caffeine,** the residue upon evaporation of a concentrated aqueous or alcoholic solution of chloral hydrate 7.8 parts and caffeine 10 parts; hypnotic, sedative, and analgesic. Injection, 3–6 gr. (0.2–0.4 Gm.) 2 or 3 times daily. **c., camphorated,** a liquid made by triturating equal parts of chloral hydrate and camphor; it is an anodyne. **c hydrate** (*chloralum hydratum*, U. S. P.), a colorless, crystalline solid having the composition $C_2HCl_3(HO)_2$; the hydrate of chloral. It is a powerful hypnotic, antispasmodic, and depressant to the cerebral, medullary, and spinal centers, and to a limited extent is an anesthetic. It is serviceable in fevers accompanied by cerebral excitement, in chorea, convulsions, and in delirium tremens, but should be used with great caution. Dose 5–20 gr. (0.32–1.3 Gm.). **c., syrup of** (B. P.). Dose ½–2 dr. (2–8 Cc.). **c. urethane.** See *uralium*.

chloralacetaldoxime (*klo-ral-as-et-al-doks'-im*), $C_4H_6NO_2Cl_3$. A white, crystalline powder, soluble in alcohol and ether, melting at 74° C. It is hypnotic.

chloralacetophenonoxime (*klo-ral-as-e-to-fe-n o n-oks'-im*), $C_6H_5.CH_3C$. Colorless prisms, soluble in alcohol and ether, melting at 81° C. It is used in tetanus and epilepsy.

chloralacetoxime (*klo-ral-as-et-oks'-im*), $C_4H_8N_2O_2Cl_3$. A white, crystalline powder, soluble in alcohol and ether, and melting at 72° C. It is hypnotic.

chloralamide (*klo-ral-am'-id*). See *chloralformamide*.

chloralbacid (*klo-ral-bas'-id*). A compound of chlorin and albumin. It is used as a tonic in gastric disorders Dose 7½–15 gr (0.5–1.0 Gm.). **c. sodium,** a compound of chloralbacid and sodium; it is used in gastric and intestinal affections. Dose 15–30 gr. (1–2 Gm.) before meals.

chloralbenzaldoxime (*klo-ral-ben-zal-doks'-im*), $C_9H_8NO_2Cl_3$. A white, crystalline powder, soluble in alcohol and ether, melting at 62° C. It is, hypnotic and antiseptic.

chloralcamphoroxime (*klo-ral-kam-for-oks'-im*) $C_{12}H_{18}NO_2Cl_3$. A white, crystalline powder, soluble in alcohol and ether, melting at 98° C. It is hypnotic, stimulant, and antiseptic.

chloralformamide (*klo-ral-form'-am-id*). A crystalline solid (*chloralformamidum*, U. S. P.), $C_3H_4Cl_3NO_2$. Used as a hypnotic. Dose 30–45 gr. (2–3 Gm.).

chloralic (*klo-ral'ik*). Relating to chloral.

chloralid (*klo'-ral-id*) [*chloral*], $C_8H_3Cl_9O_2$. A substance obtained when trichlorlactic acid is heated to 150°, with an excess of chloral; it crystallizes from alcohol and ether in large prisms, and is insoluble in water.

chloralimide (*klo-ral'-im-id*) [*chloral; imide*], $CCl_3.CH.NH$. A hypnotic allied to chloral, soluble in alcohol. The dose is the same as that of chloral hydrate.

chloralin (*klo'-ral-in*). An antiseptic fluid containing monochlorphenol and bichlorphenol. It is used in 2 to 3 % solution; as a gargle, in 0.5 to 1% solution.

chloralism (*klo'-ral-izm*) [*chloral*]. 1. Chloral-poisoning, the morbid state caused by the injudicious use of chloral. 2. The habit of using chloral.

chloralization (*klo-ral-iz-a'-shun*). 1. See *chloralism*. 2. Anesthesia by means of hydrated chloral.

chloralize (*klo-ral-īz*) [*chloral*]. To put under influence of chloral.

chloralorthoform (*klor'-al-or'-tho-form*). Trade name of a combination of chloral and orthoform recommended as a local anæsthetic.

chloralose (*klo'-ral-ōs*) [*chloral; glucose*], $C_8H_{11}Cl_3O_6$. Anhydroglyco-chloral; a product of the action of anhydrous chloral upon glucose. It is used as a hypnotic. Dose 3–14 gr. (0.2–0.9 Gm.).

chloraloximes (*klo-ral-oks'-ims*). A series of chemical compounds the physiological activities of which are claimed to be due to their splitting up in the system into chloral hydrate and their respective oximes. See *chloralacetoxime*, *chloralbenzaldoxime*, etc.

chloraloxylose (*klo-ral-o-zi'-lōs*) [*chloral; xylose*]. A combination of hydrated chloral and xylose. A convulsivant.

chloralum (*klo'-ral-um*). 1. Chloral. 2. Crude aluminum chloride mixed with various sodium and calcium salts; a disinfectant. **c. hydratum**, the official name of chloral hydrate in the U. S. P.

chloralurethane (*klo-ral-ū'-re-thān*). Same as *ural*.

chloramide (*klo'-ram-id*). Same as *chloralamide*.

chloramine (*klor'-am-ēn*). Same as chloramine-T, *q. v.*

chloramine-T. An antiseptic solution used in the treatment of wounds. Chemically, it is sodium paratoluene-sulphochloramine.

chloranemia, chloranæmia (*klor-an-e'-me-ah*). Synonym of **chlorosis.**

chloranodyne (*klor-an'-o-din*) [*chlorine; anodyne*]. A proprietary remedy, introduced as an improvement on chlorodyne. It contains morphine hydrochloride, tincture of cannabis indica, chloroform, dilute hydrocyanic acid, and aromatics. Dose for an adult 15 min. (1 Cc.).

chlorargentate (*klor-ar'-jen-tāt*). A combination of silver chloride with the chloride of some other radical or element.

chlorarsenous (*klor-ar-se'-nus*). Arsenous and also containing chlorine.

chlorate (*klo'-rāt*). A salt of chloric acid.

chlorated (*klo'-ra-ted*). Containing, combined with, or charged with chlorine.

chloratrifice (*klor-at'-rif-is*). A tooth paste containing potassium chlorate, borax, sodium bicarbonate, and sugar.

chlorax (*klor'-aks*). Trade name of an antiseptic said to contain chlorine in a stable solution.

crahlone ze(*klor'-az-ēn*). Same as *chloramine*-T.

chlorazoi (*klo'-raz-ol*) A highly toxic, oily liquid, obtained from albumin, glutin, or dried muscle by action of strong nitric and hydrochloric acids.

chlorbenzoyl (*klōr-ben'-zo-il*). See *benzoyl chloride*.

chlorbromide (*klōr-bro'-mid*). A combination of a radical with chlorine and bromine.

chlorbutanol (*klor-bū'-tan-ol*). Same as chloretone; the latter is a proprietary name.

chlorbutol (*klor'-bū-tol*). Same as chloretone, *q. v.*

chlorcamphor (*klōr-kam'-for*). A name for several compounds of chlorine and camphor.

chlorcosane (*klor'-ko-sān*). Trade name of a liquid used as a solvent for dichloramine-T.; it is a chlorinated paraffin containing its chlorine in stable or non-active combination.

chloremia, chloræmia (*klo-re'-me-ah*)[χλωρός, green; αἷμα, blood]. A blood-disorder, either idiopathic or associated with other ailments, consisting in a diminution of the percentage of the hemoglobin and a decrease in the number of red corpuscles.

chlorepatitis (*klōr-ep-at-i'-tis*) [*chlorine; hepatitis*]. Chronic hepatitis combined with chlorosis.

chlorephidrosis (*klōr-ef-id-ro'-sis*) [*chlorine*; ἐφίδρωσις, perspiration]. A condition characterized by greenish perspiration.

chlorethyl (*klo-reth'-il*). See *ethyl chloride*.

chlorethylene (*klōr-eth'-il-ēn*). A substance formed from ethylene by replacement of one or more atoms of hydrogen with chlorine. **c. chloride, c. dichloride,** $C_2H_2Cl_2$, an oil with odor like that of ethene chloride, boiling at 115° C., employed as an anesthetic.

chlorethylidene (*klōr-eth'-il-id-ēn*). Chlorine substitution compound of ethylidene. **c. chloride, c. dichloride,** $C_2H_4Cl_2$, liquid used as anesthetic. Syn. *chlorinated ethyl chloride: monochlorethylidene dichloride.*

chloretone (*klōr'-et-ōn*). See *acetone chloroform*.

chlorhematin (*klōr-hem'-a-tin*). See *hemin*.

chlorhydria (*klōr-hi'-dre-ah*). An excess of hydrochloric acid in the stomach.

chlorhydric (*klōr-hi'-drik*). Composed of chlorine and hydrogen; hydrochloric.

chloric (*klo'-rik*). Pertaining to or containing chlorine. **c. acid.** See *acid chloric*. **c. ether.** 1. See *ethyl chloride*. 2. See *chloroform, spirit of*.

chloride, chlorid (*klo'-rid*) [*chlorine*]. A binary compound one of the elements of which is chlorine. **c., methyl-.** See under *anesthetic, local*.

chloridimetry (*klor-id-im'-et-re*) [*chloride; μέτρον*, measure]. Estimating the amount of chlorides in the urine (or other fluid).

chloridrometer (*klor-id-rom'-et-ur*) [*chloride; μέτρον*, measure]. An apparatus for the estimation of chlorides in the urine.

chloriduria (*klor-id-ū'-re-ah*). Presence of excess of chlorides in the urine.

chlorimetry (*klor-im'-et-re*) [*chlorine; μέτρον*, a measure]. The estimation of the amount of available chlorine in a compound.

chlorine, chlorin (*klo'-rin*) [χλωρός, green]. Chlorum. Cl =35.46; quantivalence I. A greenish-yellow gas, prepared by decomposing sodium chloride, NaCl. It is highly irritative to the skin and mucous membranes, producing spasmodic closure of the glottis. It is a valuable disinfectant. The *liquor calcis chloridi* (B. P.) contains 1 pound of the salt to a gallon of water. Chloride of lime (*calx chlorinata*, U. S. P.), a hypochlorite of calcium, contains free chlorine and is a valuable disinfectant. Dose, internally, 3–6 gr. (0.2–0.4 Gm.). **c.-hunger, the condi-**

tion of the body when chlorine (usually in the form of common salt) is lacking. Among the immediate results of this deficiency are indigestion and albuminuria. **c.-vapor** (B. P.), used for inhalation. **c.-water** (*liquor chlori compositus*, U. S. P.), contains 4 % of the gas in solution. It is a good antiseptic wash. Dose internally 10–30 min. (0.65–2.0 Cc.).

chlorinated (*klo'-rin-a-ted*). Containing chlorine or combined with it. **c. soda, surgical solution of,** same as Dakin's solution, *q. v.*

chloriodoform (*klo-ri-o'-do-form*), $CHCl_2I$. A yellow oil obtained from chloroform by replacement of one atom of chlorine by an atom of iodine; it boils at 131° C. and does not solidify.

chloriodolipol (*klo-ri-o-do-lip'-ol*). A combination of creosote and chlorinated phenols, a disinfectant and antiseptic; in surgery, 2 to 3 % solution is employed; for inhalation in diseases of the air-passages, 5 % solution.

chlorite (*klo'-rīt*). Any one of the salts of chlorous acid; they are used as bleaching and oxidizing agents.

chlormethyl (*klor-meth'-il*). Methyl chloride.

chloroalbumin (*klo-ro-al'-bū-min*). A derivative of peptone, protogen, or albumoses by action of chlorine.

chloroanemia, chloroanæmia (*klo-ro-an-e'-me-ah*) Same as chloranemia.

chloroblast (*klor'-o-blast-*) [χλωρός, green; βλάστος germ]. Erythroblast.

chlorobrom (*klo'-ro-brōm*) [*chlorine; bromine*]. A solution each ounce of which contains 30 gr. of chloralamide and of potassium bromide. It is hypnotic and useful in sea-sickness.

chlorobromhydrin (*klo-ro-brom-hi'-drin*). A substance formed from glycerol by replacement of two molecules of hydroxyl with one atom of chlorine and one of bromine. Syn., *Allyl chlorobromhydrin.*

chlorodyne (*klo'-ro-dīn*) [*chlorine;* οδύνη, pain]. An English proprietary remedy supposed to contain chloroform, ether, morphine, cannabis indica, hydrocyanic acid, and capsicum. It is anodyne and narcotic. Dose 10–30 min. (0.65–2.0 Cc.).

chloroform (*klo'-ro-form*) [χλωρός, green; *formyl*]. Methyl trichloride, $CHCl_3$. A heavy, colorless liquid obtained by the action of chlorinated lime on methyl-alcohol. The commercial article, *chloroformum venale*, contains 2 % of impurities. Administered internally in large doses, chloroform produces narcosis and violent gastro-enteritis. In small doses it is antispasmodic and carminative. Chloroform has an agreeable odor and a sweetish taste. It solidifies in the cold, boils at 62° C., and has a specific gravity at 15° C. of 1.502. Externally it is much employed as an ingredient of rubefacient and anodyne liniments. Mixed with a large percentage of air and inhaled, it is one of the most valuable of general anesthetics, but occasionally (1 3000) causes death by cardiac paralysis. See under *anesthetic.* Deep injections of chloroform in the vicinity of the sciatic nerve have been recommended in sciatica. Syn., *chlorotormum; chloroformyl.* **c., alcoholized,** a mixture of chloroform and alcohol. **c., ammoniated,** equal parts of ammonia in alcohol and chloroform; antipyretic and anodyne. **c., Anschuetz's,**

$$(C_6H_4{<}^{CO}_{O})_4.2CHCl_3,$$

a crystalline substance which liberates pure chloroform on application of gentle heat. Syn., *salicylid chloroform.* **c., emulsion of** (*emulsum chloroformi*, U. S. P.), chloroform, 4; expressed oil of almond, 6; tragacanth, 1.5; water sufficient to make 100 parts. **c., gelatinized,** equal parts of chloroform and white of egg shaken together. **c. liniment** (*linimentum chloroformi*, U. S. P.), chloroform, 300 Cc.; soap liniment, 700 Cc. **c. and morphine, tincture of** (B. P.), a substitute for chlorodyne. Each dose of 10 min. (0.65 Cc.) contains chloroform, 1½ min.; ether, ½ min.; alcohol, 1½ min.; morphine hydrochloride, ⅛ gr.; dilute hydrocyanic acid, ½ min.; oil of peppermint, $\frac{1}{80}$ min.; fluidextract of licorice, 1½ min.; treacle and syrup q. s. **c., Pictet's,** chloroform obtained in a pure state by crystallizing at a low temperature. **c., spirit of** (*spiritus chloroformi*, U. S. P.), pure chloroform, 10; alcohol, 90 parts. Dose 10 min.–1 dr. (0.65–4.0 Cc.). **c., tincture of, compound** (*tinctura chloroformi composita*, B P.), chloroform, 2; alcohol, 8; compound tincture of cardamom, 10 Dose 20 min.–1 dr. (1.3–4.0 Cc.). **c.-water** (*aqua chloroformi*, U S. P., B. P.). Dose ½–2 oz. (15–60 Cc.).

chloroformin (*klo-ro-form'-in*). A poison extracted by Auclair from tubercle bacilli by means of chloroform. Syn., *chloroformobacillin.*

chloroformism (*klo'-ro-form-izm*) [*chloroform*]. 1. The use of chloroform to excess for its narcotic effect. 2. The symptoms produced by this use of the drug.

chloroformization (*klo-ro-form-i-za'-shun*). 1. The act of administering chloroform as an anesthetic. 2. The anesthetic results from the inhalation of chloroform.

chloroformum (*klo-ro-for'-mum*). Chloroform.

chlorogenine (*klo-roj'-en-ēn*). See *alstonin* (2).

chlorol (*klo'-rol*). A solution of sodium chloride, mercury bichloride, and hydrochloric acid, each, 1 part, and 3 % of copper sulphate in 100 parts of water; it is disinfectant and antiseptic.

chloroleukemia (*klo-ro-lū-ke'-me-ah*). Leukemia combined with chlorosis.

chlorolin (*klo'-ro-lin*). A solution said to consist mainly of the chlorphenols; recommended as a disinfectant and as an antiseptic wash in 2 to 3 % solution.

chlorolymphoma (*klo-ro-limf-o'-mah*) [χλωρός, green; *lympha*, water; δμα, a tumor]. Another name for chloroma, it is thought by some to be a variety of lymphoma, from its containing lymphocytes.

chloroma (*klo-ro'-mah*) [χλωρός, green; δμα, a tumor: *pl., chloromata*]. "Green cancer;" a rare variety of sarcoma, of a greenish tint, usually seated upon the periosteum of the bones of the head.

chlorometer (*klo-rom'-et-ur*) [χλωρός, green; μέτρον, a measure]. An apparatus for the estimation of the amount of chlorine in a compound.

chloromorphine (*klo-ro-mor'-fēn*) An intermediate product between morphine and apomorphine.

chloronaphthol (*klo-ro-naf'-thol*) A disinfectant, non-poisonous substitute for carbolic acid; said to be a combination of creosote with an alkali. It is used as a dip for cattle to destroy ticks.

chloropercha (*klo-ro-purch'-ah*). A solution of guttapercha in chloroform It is used in dentistry as nonconducting cavity linings, pulp-cappings, and for filling the roots of pulpless teeth.

chlorophane (*klo'-ro-fān*) [χλωρός, green; φαίνειν, to show]. A yellowish-green chromophane. See *chromophane*.

chlorophenol (*klor-o-fe'-nol*). A substitution product formed by the action of chlorine on phenol; used as an antiseptic.

chlorophthisis (*klo-ro-ti'-sis*). Pulmonary tuberculosis associated with chlorosis.

chlorophyl, chlorophyll (*klo'-ro-fil*) [χλωρός, green; φύλλον, leaf]. The green coloring-matter of plants. It decomposes carbon dioxide, setting free oxygen and forming new organic compounds. This decomposition takes place only or chiefly in the presence of sunlight. The chlorophyl is contained in certain parts of the protoplasm of the plant. It is the substance by the agency of which carbohydrates are formed in green plants.

chloropia, chloropsia (*klo-ro'-pe-ah, klo-rop'-se-ah*) [χλωρός, green; ὄψις, vision]. Disordered or defective vision in which all objects appear green.

chloroplastid (*klo-ro-plas'-tid*) [χλωρός, green; πλασσεῖν, to form or mould]. In biology, a chlorophyl-granule.

chloroplastin (*klo-ro-plas'-tin*) [χλωρός, green; πλαστός, formed]. Schwartz's name for the protoplasm in chlorophyl grains.

chloroquinone (*klo-ro-kwin'-ōn*). Any chlorine substitution-compound of quinone.

chlorosalol (*klo-ro-sal'-ol*). See *chlorphenyl salicylate*.

chlorosarcoma (*klo-ro-sar-ko'-mah*). See *chloroma*.

chlorosin (*klo'-ro-sin*). A compound of albumin and chlorine, used in gastric catarrh.

chlorosis (*klo-ro'-sis*) [χλωρός, green]. The "green sickness." A form of anemia, most common in young women, and characterized by a marked reduction of hemoglobin in the blood, with but a slight diminution of red corpuscles. In some cases there is a hyperplasia of the sexual organs and the heart and large blood-vessels. The symptoms are those of anemia—a greenish color of the skin, gastric and menstrual disturbances. Syn., *chloranemia; chloremia; green sickness; morbus virgineus; pallor luteus; pallor virginum; parthenosis*. **c. adultarum**, that occurring between 30 and 40 years of age. Syn., *acmæochlorosis; chlorosis tarda*. **c. ægyptiaca, c. æthiopum, c., Egyptian**, uncinariasis. **c. florida**, a rare form of chlorosis in which the color is high. **c. pituitosa**. Synonym of *mucous colitis*. **c. tarda**. See *c. adultarum*. **c., tropical, c. tropica**, uncinariasis.

chlorosonin (*klo-ro'-son-in*). A compound of chloral and hydroxylamine; it is hypnotic.

Chlorostigma (*klo-ro-stig'-mah*) [χλωρός, green; στίγμα, stigma]. A genus of plants of the order *Asclepiadaceæ*. *C. stuckertianum* is a plant of South America; the root, stem, and leaves are said to possess powerful galactagogic properties. An alkaloid, *chlorostigmine*, has been extracted.

chlorotic (*klo-rot'-ik*) [*chlorosis*]. 1. Relating to chlorosis. 2. A person affected with chlorosis.

chlorous (*klor'-us*). Containing or combined with chlorine; generally restricted to compounds containing chlorine combined with oxygen, but containing less oxygen than the chloric compounds.

chloroxyl (*klor-oks'-il*). Trade name of the hydrochloride of phenylcinchoninic acid; used in the same way as cinchophen.

chlorozone (*klo'-ro-zōn*) [*chlorine; ozone*]. A yellow liquid assumed to be a mixture of chlorine and ozone; it is formed by passing nascent chlorine through caustic soda; its composition is not known. It is a strong bleaching-agent and disinfectant.

chlorphenol (*klōr-fe'-nol*) [*chlorin; phenol*], $C_6H_4Cl.OH$. Monochlorphenol, a substance possessed of antiseptic properties. It is recommended for inhalation in diseases of the respiratory passages.

chlorphenyl (*klōr-fen'-il*). A substance obtained from trichlorphenic acid by action of nitric acid. **c. salicylate**, $C_6H_4(OH)CO.OC_6H_4Cl$, a crystalline substance obtained from a mixture of orthochlorphenol and parachlorphenol by action of phosphorus pentachloride. The ortho-compound, *chlorsalol*, is used as a surgical antiseptic; the para-compound, as a substitute for phenyl salicylate. Dose 60–90 gr. (4–6 Gm.) daily. Syn., *salicylic chlorphenol ester*.

chlorpicrin (*klor-pik'-rin*). Chloropicrin.

chlorsalol (*klor-sa'-lol*). See under *chlorpheny salicylate*.

chlorum (*klo'-rum*) [*chlorin*]. The official pharmaceutical name of chlorine. See *chlorine*.

chluruemia (*klor-ū-re'-me-ah*) [*chloride; αἷμα*, blood]. Retention of urinary chlorides in the blood.

chloruret (*klor'-ū-ret*). The same as *chloride*.

chloryl (*klo'-ril*). A mixture of ethyl and methyl chlorides; an anesthetic. Syn., *coryl*.

Chlumsky's button (*klum'-ske*). An intestinal button made of pure magnesium after the pattern of the Murphy button. It remains undissolved for four weeks, only the outer part becoming softer.

Ch. M. Abbreviation for *Chirurgiæ Magister*, Master of Surgery.

$C_6H_5(NH_2)$. Phenyl amine.

$C_5H_{11}NO_2$. Amyl nitrite.

$C_3H_5(NO_3)_3$. Trinitroglycerol.

$C_5H_4N_4O_3$. Uric acid.

$C_{12}H_{22}O_{11}$. Cane sugar.

$(C_2H_5)_2O$. Ethyl oxide, ether.

$C_6H_{12}O_6$. Grape sugar.

$C_6H_{10}O_5$. Starch.

choana (*ko'-an-ah*) [χοάνη, a funnel; *pl.*, *choanæ*]. 1. A funnel-like opening. 2. A name applied to the posterior nasal orifices.

choanoid (*ko'-an-oid*) [*choana; εἶδος*, likeness]. Funnel-shaped; infundibuliform.

chocolate (*chok'-ol-āt*) [Mex., *chocolatl*, chocolate]. A dried paste prepared from the powder of cacaoseeds (see *Cacao*) with various mucilaginous and amylaceous ingredients. It is used to prepare a beverage, and also as a vehicle, especially for quinine. **c., acorn-**, a mixture of ground acorns with pure chocolate, prepared according to the formula of Liebreich by Stollwerk, of Cologne. It contains nearly 2 % of tannic acid and is used in the dietetic management of diarrhea in enteritis.

chœradology (*ker-ad-ol'-o-je*) [χοιράς, scrofula; λόγος, science]. The science of scrofula.

C_2H_5OH. Ethyl alcohol.

$C_3H_5(OH)_3$. Glycerol.

C_6H_5OH. Phenol.

choke (*chōk*) [ME., *choken*, to choke]. To suffocate; to prevent access of air to the lungs by compression of or by obstructing the trachea. **c.-cherry**, the fruit of *Prunus virginiana* (not of the Pharmacopeia), common in the United States. It is antispasmodic, tonic, and slightly

astringent. c. damp, a name given by miners to carbon dioxide gas; called also *black-damp.*

choked disc (*chōkd*). See *papillitis.*

chokes (*chōks*). The same as caisson disease, *q. v.*

choking (*chōk'-ing*). Partial of complete suffocation, whether by the lodgment of food, or any foreign body in the larynx, trachea, pharynx, or esophagus, or by the inhalation of any irrespirable gas or vapor.

chol-, cholo- [χολή, bile]. Prefixes meaning bile.

cholæmia. Same as *cholemia.*

cholagogic (*kol-ag-oj'-ik*) [*cholagogue*]. 1. Stimulating the flow of bile. 2. A cholagogue.

cholagogue, cholagog (*kol'-ag-og*) [*chol-; ἀγωγός*, leading]. 1. Stimulating the flow or the secretion of bile. 2. Any agent that promotes the flow of bile.

cholalic acid (*kol-a'-lik*). See *acid, cholic.*

cholangeitis (*kol-an'-je-i'-tis*). *Cholangitis, q. v.*

cholangiostomy (*kol-an-je-os'-to-me*) [*chol-; ἀγγεῖον*, vessel; *στόμα*, mouth]. The formation of a fistula into the gall-bladder.

cholangiotomy (*kol-an-je-ot'-o-me*) [*chol-; ἀγγεῖον*, vessel; *τομή*, a cutting]. Incision of an intrahepatic bile-duct for removal of a calculus.

cholangitis (*kol-an-ji'-tis*) [*chol-; ἀγγεῖον*, vessel; *ιτις*, inflammation]. Inflammation of a bile-duct. **c., obliterative,** closure of the bile-ducts the result of inflammation.

cholate (*kōl'-āt*). Any salt of cholic acid.

cholecyanin (*kol-e-si-an'-in*). Synonym of *bilicyanin.*

cholecyst, cholecystis (*kol'-e-sist, kol-e-sis'-tis*) [*chol-; κύστις* a bladder]. The gall-bladder.

cholecystalgia (*kol-e-sis-tal'-je-ah*) [*cholecyst, ἄλγος*] Biliary colic.

cholecystectasia (*kol-e-sis-tek-ta'-se-ah*) [*cholecyst; ἔκτασις*, a distention]. Distention or dilatation of the gall-bladder.

cholecystectomy (*kol-e-sis-tek'-to-me*) [*cholecyst; ἐκτομή*, a cutting out]. Excision of the gall-bladder.

cholecystendesis. See *cholecystendysis.*

cholecystendysis (*kol-e-sis-ten'-dis-is*) [*cholecyst; ἔνδυσις*, an entering]. Cholecystotomy.

cholecystenteroanastomosis (*kol-e-sis-ten'-ter-o-an-as-to-mo'-sis*). Same as *cholecystenterostomy.*

cholecystenterorrhaphy (*kol-e-sist-en-ter-or'-af-e*) [*cholecyst; enterorrhaphy*]. The operation of suturing the gall-bladder to the small intestine.

cholecystenterostomy (*kol-e-sist-en-ter-os'-to-me*) [*cholecyst; enterostomy*]. The artificial establishment of a communication between the gall-bladder and the intestine.

cholecystic (*kol-e-sis'-tik*) [*cholecyst*]. Relating to the gall-bladder.

cholecystis (*kol-e-sis'-tis*). See *cholecyst.*

cholecystitis (*kol-e-sis-ti'-tis*) [*cholecyst; ιτις*, inflammation]. Inflammation of the gall-bladder. **c., Eberth's,** that due to *Bacillus typhi abdominalis.*

cholecystocolostomy (*kol-e-sis-to-ko-los'-to-me*) [*cholecyst; colostomy*] The surgical establishment of a passage between the gall-bladder and the colon.

cholecystocolotomy (*kol-e-sis-to-ko-lot'-o-me* [*cholecyst; colotomy*]. Incision into the gall-bladder and colon.

cholecystoduodenostomy (*kol-e-sis-to-du-od-en-os'-to-me*) [*cholecyst; duodenostomy*]. The establishment of an artificial communication between the gall-bladder and the duodenum.

cholecystogastrostomy (*kol-e-sis-to-gas-tros'-to-me*) [*cholecyst; gastrostomy*]. Making an opening between the gall-bladder and the stomach.

cholecystogram (*kol-e-sis'-to-gram*) [*cholecyst-; γράφειν*, to write]. A roentgen ray picture of the gall-bladder.

cholecystography (*kol-e-sis-tog'-ra-fe*) [*cholecyst-; γράφειν*, to write]. Depicting the gall-bladder after it has been made opaque to the x-rays.

cholecystoileostomy (*kol-e-sis-to-il-e-os'-to-me*) [*cholecyst; ileostomy*]. The formation of an opening between the gall-bladder and the ileum.

cholecystojejunostomy (*kol-e-sis-to-je-jun-os'-to-me*) [*cholecyst; jejunostomy*]. The establishment of a communication between the gall-bladder and the jejunum.

cholecystokinin (*kol-e-sis-tok'-in-in*) [*cholecyst; κινεῖν*, to move]. An endocrine principle from an extract of the upper intestinal mucosa, which, injected into the blood, causes the gall bladder to contract and evacuate.

cholecystolithiasis (*kol-e-sis-to-lith-i'-as-is*) [*cholecyst; λίθος*, stone]. The presence of one or more gallstones in the gall bladder.

cholecystolithotripsy (*kol-e-sis-to-lith'-ot-rip-se*) [*cholecyst; λίθος* a stone; *τρίβειν* to crush]. The crushing of gall-stones in the gall-bladder.

cholecystoncus (*kol-e-sis-tong'-kus*) [*cholecyst; ὄγκος*, a tumor] A swelling on the gall-bladder.

cholecystopexy (*kol-e-sis'-to-pek-se*) [*cholecyst; πήξις*, fixation]. Suture of the gall-bladder to the abdominal wall.

cholecystorrhaphy (*kol-e-sist-or'-af-e*) [*cholecyst; ῥαφή*, a seam]. Suture of the gall-bladder, especially suture to the abdominal wall.

cholecystostomy (*kol-e-sist-os'-to-me*) [*cholecyst; στόμα*, mouth]. The establishment of an opening into the gall-bladder.

cholecystotomy (*kol-e-sist-ot'-o-me*) [*cholecyst; τέμνειν*, to cut]. Incision of the gall-bladder to remove gall-stones, etc.

choledoch (*kol'-e-dok*) [*choledochus*] 1 Conducting bile. 2. A bile-duct. 3. The common bile-duct.

choledochectasia (*kol-ed-o-kek-ta'-ze-ah*) [*choledochus; ἐκτάσις*, a sketching]. Dilatation of the common bile duct.

choledochectomy (*kol-ed-o-kek'-to-me*) [*choledochus; ἐκτομή*, excision]. Excision of a part of the common bile-duct.

choledochendysis (*kol-ed-ok-en'-dis-is*) [*choledochus; ἔνδυσις*, an entry]. See *choledochotomy.*

choledochitis (*kol-ed-o-ki'-tis*) [*choledochus; ιτις*, inflammation]. Inflammation of the common bile-duct.

choledochoduodenostomy (*kol-ed-o-ko-dū-od-en-os'-to-me*) [*choledochus; duodenum; στόμα*, mouth]. The surgical establishment of a passage between the common bile-duct and the duodenum.

choledochoenterostomy (*kol-ed-o-ko-en-ter-os'-to-me*) [*choledochus; ἔντερον*, bowel; *στόμα*, mouth]. The surgical establishment of a passage between the common bile-duct and the small intestine.

choledocholithiasis (*kol-ed-ok-o-lith-i'-as-is*) [*choledochus; lithiasis*]. The formation of a calculus in the common bile-duct.

choledocholithotomy (*kol-ed-ok-o-lith-ot'-o-me*) [*choledochus; lithotomy*]. The incision of the common bile-duct for the removal of gall-stones.

choledocholithotripsy (*kol-ed-o-ko-lith'-o-trip-se*) [*choledochus; λίθος*, a stone; *τρίβειν*, to rub]. The crushing of a gall-stone in the common bile-duct, without opening the duct.

choledocholithotrity (*kol-ed-o-ko-lith-ot'-rit-e*) [*choledochus; λίθος*, a stone; *terere*, to rub]. The crushing of a gall-stone in the common bile-duct.

choledochoplasty (*kol-ed-o-ko-plas'-te*) [*choledochus; πλάσσειν*, to form]. A plastic operation on the common bile duct.

choledochostomy (*kol-ed-o-kos'-to-me*) [*chol-*; δέχεσθαι, to receive; στόμα, mouth]. The formation of a fistula in the common bile-duct through the abdominal wall.

choledochotomy (*kol-ed-o-kot'-o-me*) [*choledochus*; τομή, section]. An incision into the common bile-duct.

choledochus (*kol-ed'-o-kus*) [χολή, bile; δέχεσθαι, to receive]. Receiving or holding bile. **c., ductus communis**, the common excretory duct of the liver and gall-bladder.

choleglobin (*kol-e-glo'-bin*) [χολή, bile; *globin*]. Latschenberger's name for the antecedent of bile-pigment, resulting, in his estimation, from the decomposition of the coloring-matter of blood.

cholehemia, cholehæmia (*kol-e-hem'-e-ah, -he'-me-ah*) See *cholemia*.

choleic (*kol-e'-ik*) [χολή, bile]. Pertaining to the bile.

cholein (*kol'-e-in*) [χολή, bile]. A mixture of several principles of the bile; a fatty principle found in bile.

cholelith (*kol'-e-lith*) [*chol-*; λίθος, a stone]. A biliary calculus or gall-stone.

cholelithiasis (*kol-e-lith-i'-as-is*) χολή, bile, *lithiasis*]. The presence of, or a condition associated with, calculi in the gall-bladder or in a gall-duct.

cholelithotomy (*kol-e-lith-ot'-o-me*) [*cholelithiasis*; τέμνειν, to cut]. An incision for the removal of gall-stones.

cholelithotripsy (*kol-e-lith-ot-rip'-se*) [*cholelithiasis*; τρῖψις, a rubbing]. The operation of crushing a gall-stone.

cholelithotrity (*kol-e-lith-ot'-re-te*). See *cholelithotripsy*.

cholemesis (*kol-em'-es-is*) [*chol-*; ἔμεσις, vomiting]. The vomiting of bile.

cholemia, cholæmia (*kol-e'-me-ah*) [χολή, bile; αἷμα, blood]. The presence of bile in the blood.

cholemic (*ko-le'-mik*) [*chol-*; αἷμα, blood]. Relating to cholemia; marked or caused by cholemia.

choleokinase (*kol-e-o-kin-ās'*). A proprietary capsule containing bile principles and duodenal ferment

choleplania (*kol-e-pla'-ne-ah*) [χολή, bile; πλάνη, a wandering]. Jaundice.

choleprasin (*ko-le-pra'-zin*). A bile-pigment.

cholepyrrhin (*kol-e-pir'-in*) [χολή, bile; πυρρός, orange-colored]. 1. The brown coloring-matter of bile. Syn., *bilepyrrhin*. 2. Bilirubin.

cholera (*kol'-er-ah*) [χολή, bile, ῥοία, a flow]. 1. A name given to a number of acute diseases characterized mainly by large discharges of fluid material from the bowels, vomiting, and collapse. 2. A synonym of *Asiatic cholera*. **c., Asiatic, c., algid**, an acute, specific, highly malignant disease, existing in India and the tropics of Asia during the entire year, and occasionally spreading as an epidemic over large areas. It is characterized by vomiting, alvine discharges resembling flocculent rice-water, severe cramps, and collapse. The rate of mortality varies from 10 to 66 %, the average being over 50 %. The cause is the comma bacillus of Koch, which is always found in the rice-water discharges. The germs commonly gain entrance into the system by means of the drinking-water. **c. asphyctica**, Asiatic cholera marked by early collapse and speedy death **c., barbel.** See under *barbel*. **c., bilious**, a form of the disease attended with excessive discharge of bile. **c.-blue.** See under *pigment*. **c.-cells, c.-corpuscles**, fungi found in dejecta of cholera patients. **c., chicken**, a very fatal epidemic disease of fowls, marked by tumefaction of the lymphatic glands, with inflammation and ulceration of the digestive organs. **c., English.** See *c. morbus* **c., epidemic.** Synonym of *Asiatic cholera*. **c.-fever.** 1. Cholera-typhoid. 2. Intermittent cholera. **c., hog**, an infectious disease attacking swine and characterized by a patchy redness of the skin, with inflammation and ulceration of the bowels, enlargement of the abdominal glands, and congestion of the lungs. **c. infantum**, the "summer complaint" of infants and young children; an acute disease occurring in warm weather, and characterized by pain, vomiting, purgation, fever, and prostration. The disease is supposed to be caused by the bacillus of Shiga, and is favored by the prolonged action of heat, together with errors in diet and hygiene. It is most common among the poor and in hand-fed babes. The disease is of short duration, death frequently ensuing in from 3 to 5 days. **c., intermittent**, a form of simple cholera sometimes accompanying the onset of tertian fevers. **c., malignant**, Asiatic cholera. **c. morbus**, an acute catarrhal inflammation of the mucous membrane of the stomach and intestine, with pain, purging, vomiting, spasmodic contractions of the muscles, etc. It is a disease of the heated term and is very similar to Asiatic cholera in its symptomatology. **c. nostras.** Same as *c morbus*. **c. orientalis**, Asiatic cholera. **c.-red.** See under *pigment*. **c. sicca**, a term applied to those cases of Asiatic cholera in which rice-water liquid is found in the intestine after death, though none had been voided during life. **c., sporadic.** See *c. morbus*. **c. suppressa.** See *c. sicca*. **c.-typhoid**, a soporific condition resembling typhus, lasting from 2 to 7 days, and attributed to uremia resulting from acute nephritis. It frequently follows Asiatic cholera.

choleragenic (*kol-er-a-jen'-ik*) [*cholera*; γεννᾶν, to produce]. Tending to produce, or to spread, cholera.

choleraic (*kol-er-a'-ik*) [*cholera*]. Pertaining to or resembling cholera **c. diarrhea**, diarrhea characterized by a profuse, exhausting discharge of watery material.

cholerase (*kol'-er-ās*). The special bacteriolytic enzyme of the cholera vibrio. Cf. *pyocyanase* and *typhase*.

choleresis (*kol-er-e'-sis*) χολή, bile]. Secretion of bile.

choleretic (*kol-er-et'-ik*). 1. Pertaining to choleresis. 2. Referring to any agent which will increase the flow of bile.

choleric (*kol'-er-ik*). 1. Having abundant bile. 2. Applied to a temperament easily excited to anger. 3. Choleraic.

choleriform (*kol-er'-if-orm*) [*cholera*; *forma*, form]. Resembling or appearing like cholera.

cholerigenous (*kol-er-ij'-en-us*) [*cholera*; γένεσις, production]. Giving origin to cholera.

cholerine (*kol-er-ēn'*) [dim. of *cholera*]. A mild form of Asiatic cholera, or the initial stage of a more severe form.

cholerization (*kol-er-i-za'-shun*). Inoculation with cholera as a measure of protection against the disease.

choleroid (*kol'-er-oid*) [*cholera*, εἶδος like]. Resembling cholera; choleriform.

choleromania (*kol-er-o-ma'-ne-ah*). See *cholerophobia.*

cholerophobia (*kol-er-o-fo'-be-ah*) [*cholera; φόβος*, fear]. Morbid dread of cholera.

cholerotyphus (*kol-er-o-ti'-fus*). 1. See *cholera-typhoid.* 2. The most malignant type of Asiatic cholera.

cholerrhagia (*kol-er-aj'-e-ah*) [*chole-; ῥηγνύναι*, to burst forth]. 1. Synonym of cholera morbus. 2. A flow of bile.

cholerythrin (*kol-er'-ith-rin*). See *bilirubin.*

cholestearin (*kol-es-te'-ar-in*). See *cholesterin.*

cholesteatoma (*kol-es-te-at-o'-mah*) [*cholesterin; στεάτωμα*, a sebaceous tumor: *pl.*, *cholesteatomata*]. A teratoid tumor containing plates of cholesterin, epithelial cells, hair, and other dermal structures, and occurring most frequently in the brain.

cholesteatomatous (*kol-es-te-at-om'-at-us*) [*chole-; στεάτωμα*, a sebaceous tumor]. Of the nature of, pertaining to, or affected with, cholesteatoma.

cholestegnosis (*kol-e-steg-no'-sis*) [χολή, bile; *στέγνωσις*, a making close]. Thickening of the bile.

cholesteremia, cholesteræmia, cholesterinemia, cholesterinæmia (*kol-es-ter-e'-me-ah, kol-es-ter-in-e'-me-ah*) [*cholesterin; αἷμα*, blood]. The morbid state resulting from the retention of cholesterin in the blood. The condition is probably due to the retention of the bile acids.

cholesterilins (*kol-es-ter'-il-ins*). Hydrocarbons formed from cholesterin by action of concentrated sulphuric acid, and supposed to stand in close relationship to the terpene group.

cholesterin (*kol-es'-ter-in*) [χολή, bile; *στέαρ*, fat], $C_{27}H_{45}OH$. A monatomic alcohol, a constituent of bile, gall stones, nervous tissue, egg yolk, and blood, and sometimes found in foci of fatty degeneration. It is a glistening, white, crystalline substance, soapy to the touch, crystallizing in fine needles and rhombic plates. It is insoluble in water, soluble in hot alcohol, ether, or chloroform. It is held in solution in the bile by the bile salts; it is levorotatory. The power of immunizing against and neutralizing snake-venom is attributed to it. **c., tests for.** See *Liebermann-Burchard, Obermueller, Salkowski, Schiff, Schultze.*

cholesterinuria (*ko-les-ter-in-ū'-re-ah*) [*cholesterin; οὖρον*, urine]. The presence of cholesterin in the urine.

cholesterol (*kol-es'-ter-ol*). Same as *cholesterin.*

cholesteryl (*kol-es'-ter-il*), $C_{26}N_{45}$. The radical of cholesterin.

choletelin (*kol-et'-el-in*), $C_{16}H_{18}N_2O_6$. An amorphous, soluble, yellow pigment derived from bilirubin. It is the final product of the oxidation of bile pigments. It is readily soluble in alkalies, alcohol, and chloroform.

cholетherapy (*kol-e-ther'-ap-e*) [χολή, bile; *therapy*]. The remedial use of bile.

choleuria (*kol-e-ū'-re-ah*) [χολή, bile; *οὖρον*, urine]. The presence of bile in the urine.

choleval (*ko'-le-val*). A preparation containing colloidal silver and sodium choleinate; used in gonorrhea and in skin diseases.

choleverdin (*kol-e-ver'-din*) [χολή, bile; *viridis*, green]. See *bilicyanin*

cholic (*kol'-ik*) [χολή, bile]. Pertaining to the bile. **c. acid.** See *acid, cholic.*

cholicele (*kol'-is-el*) [χολή, bile; *κήλη*, a tumor]. A tumor of the gall bladder, due to accumulation of bile.

choline, (*kol'-in*) χολή, bile], $C_5H_{15}NO_2$. A ptomaine occurring in bile, and elsewhere. It is also found in the extracts of the suprarenals, and is a product of the decomposition of lecithin. An auxetic in cancer.

cholocele (*kol'-o-sēl*). See *cholicele.*

cholochrome ((*kol'-o-krōm*) [χολή, bile; *χρῶμα*, color]. Any bile pigment.

cholocyanin (*kol-o-si'-an-in*). Synonym of *bilicyanin.*

cholocyst (*kol'-o-sist*). See *cholecyst.*

chologen (*kol'-o-jen*). Tablets containing calomel and podophyllin; they are said to prevent the formation of gall stones, and also to dissolve them

chologestin (*kol-o-jes'-tin*). A proprietary cholagogue said to contain sodium glycocholate, sodium salicylate, sodium bicarbonate, and pancreatin.

cholohematin (*kol-o-hem'-at-in*) [χολή, bile; *αἷμα*, blood]. A pigment found in the bile of the ox and sheep. It is probably a derivative of hematin.

choloidinic acid (*kol-oi-din'-ik*), $C_{24}H_{38}O_4$. A decomposition product of cholic acid.

chololith (*kol'-o-lith*) [χολή, bile; *λίθος*, stone]. A gall stone.

chololithiasis (*kol-o-lith-i'-as-is*). See *cholelithiasis.*

chololithic (*kol-o-lith'-ik*) [χολή, bile; *λίθος*, a stone]. Pertaining to a cholelith.

choloplania. See *choleplania.*

cholopoiesis (*kol-o-poi-e'-sis*) [χολή, bile; *ποίησις*, a making]. The formation of bile.

cholorrhagia (*kol-or-a'-je-ah*) [χολή, bile; *ῥηγνύναι*, to burst forth]. A sudden flow of bile.

cholorrhea (*kol-or-e'-ah*) [χολή, bile; *ῥοία*, a flow]. Any excessive discharge of bile.

cholosis (*kol-o'-sis*) [χολή, bile]. 1. Any disease caused by or associated with a perversion of the biliary secretion. 2. Lameness. **c. americana,** yellow fever.

cholostegnosis. See *cholestegnosis.*

cholotic (*kol-ot'-ik*) [*chol-*]. Due to or associated with a cholosis.

choluria (*kol-ū'-re-ah*) [*chol-; οὖρον*, urine]. The presence of bile, bile-salts, or bile-pigments in the urine. Also, the greenish coloration of the urine.

chondral (*kon'-dral*) [*chondrus*]. Cartilaginous; relating to or composed of cartilage

chondralgia (*kon-dral'-je-ah*) [*chrondro-; ἄλγος*, pain]. Pain in or about a cartilage.

chondralloplasia (*kon-dral-o-pla'-se-ah*) [*chondro-; ἄλλος*, other; *πλάσσειν*, to form]. The formation of cartilage in unusual places in the skeleton.

chondrectomy (*kon-drek'-to-me*) [*chondro-; ἐκτομή*, a cutting out]. Surgical excision of a cartilage, or of a part of one.

chondren (*kon'-dren*) [*chondro-*]. Belonging to a cartilage in itself.

chondric (*kon'-drik*). See *chondral.*

chondrification (*kon-drif-ik-a'-shun*) [*chondrus; facere*, to make]. The process of being converted into cartilage.

chondrify (*kon'-drif-i*) [*chondro-; fieri*, to become]. To convert into cartilage; to become cartilaginous.

chondrigen (*kon'-drij-en*) [*chondrin; γεννᾶν*, to produce]. That material of the hyaline cartilage which on boiling with water becomes chondrin.

chondrigenous (*kon-drij'-en-us*) [*chondrin; γεννᾶν*, to produce]. Producing chondrin; relating to cartilage that has not hardened.

chondriglucose (*kon-dre-glu'-kōs*) [*chondrin-*; γλυκύς, sweet]. A material formed by boiling cartilage with mineral acids. It has a sweet taste and the properties of glucose.

chondrin (*kon'-drin*) [*chondrus*]. A substance obtained from the matrix of hyaline cartilage by boiling. It resembles gelatin in general properties, but differs from it in not being precipitated by tannic acid. **c. balls,** a substance found in cartilage and composed of chondromucoid and chondroitic acid.

chondriomite (*kon'-dre-o-mīt*) [*chondro-*; μίτος, thread]. A chain of mitochondria.

chondriosome (*kon'-dre-o-sōm*) [*chondro*; σῶμα, body]. Any one of the minute bodies in the cytoplasm.

chondritis (*kon-drī'-tis*) [*chondro-*; ιτις, inflammation]. Inflammation of a cartilage.

chondro- (*kon-dro-*) [*chondrus*]. A prefix meaning relating to cartilage.

chondroarthritis (*kon-dro-ar-thrī'-tis*). An inflammation of the cartilaginous parts of a joint.

chondroblast (*kon'-dro-blast*) [*chondro-*; βλαστός, germ]. A cell of developing cartilage

chondroblastoma (*kon-dro-blas-to'-mah*). Same as chondroma.

chondrocarcinoma (*kon-dro-kar-sin-o'-mah*). A carcinoma containing cartilaginous tissue.

chondrocele(*kon'-dro-sēl*)[*chondro-*; κήλη, a tumor] A sarcocele containing masses resembling cartilage.

chondroclasis (*kon-drok'-las-is*) [*chondro-*; κλάσις, fracture] The crushing of a cartilage.

chondroclast (*kon'-dro-klast*) [*chondro-*; κλάειν, to break]. A cell supposed to be concerned in the absorption of cartilage.

chondroconia (*kon-dro-ko'-ne-ah*) [*chondro-*; κόνια, dust]. Granules found in myelocytes.

chondrocoracoid (*kon-dro-kor'-ak-oid*). Relating to a costal cartilage and to the coracoid process of the scapula

chondrocostal (*kon-dro-kos'-tal*) [*chondro-*; *costa*, a rib]. Relating to the ribs and their cartilages.

chondrocranium (*kon-dro-kra'-ne-um*) [*chondro-*; *cranium*]. The cartilaginous cranium, as of the embryo.

chondrocyte (*kon'-dro-sīt*) [*chondro-*; κύτος, cell]. A cartilage cell.

chondrodendron (*kon-dro-den'-dron*) [*chondro-*; δένδρον, a tree]. A genus of South American menispermaceous climbing plants. *C. glaberrimum* and *C. tomentosum* are among the plants that furnish pareira.

chondrodialysis (*kon-dro-di-al'-is-is*) [*chondro-*; *dialysis*]. The decomposition of cartilage.

chondrodynia (*kon-dro-din'-e-ah*) [*chondro-*; ὀδύνη, pain]. Pain in a cartilage.

chondrodysplasia (*kon-dro-dis-pla'-ze-ah*) [*chondro-*; δύς, bad; πλάσσειν, to form]. Same as chondralloplasia, *q. v.*

chondrodystrophia (*kon-dro-dis-tro'-fe-ah*) [*chondro-*; δύς, bad; τρέφειν, to nourish]. Fetal rhachitis. **c. fœtalis.** See *achondroplasia* and *achondroplasty*.

chondroepiphysis (*kon-dro-ep-if'-is-is*) [*chondro-*; *epiphysis*]. A cartilage which later develops into a bony epiphysis.

chondrofetal (*kon-dro-fe'-tal*). Relating to fetal cartilage.

chondrofibroma (*kon-dro-fi-bro'-mah*) [*chondro-*; *fibra*, a fiber; ὄμα, a tumor; *pl.*, *chondrofibromata*]. Chondroma with fibromatous elements.

chondrofibromatous (*kon-dro-fi-bro'-mat-us*) [*chondro-*; *fibra*, a fiber; ὄμα, a tumor]. Of the nature of chondrofibroma.

chondroform (*kon'-dro-form*) [*chondrus*]. Trade lubricant from seaweed; said to be antiseptic.

chondrogen (*kon'-dro-jen*) [*chondro-*; γεννᾶν, to produce]. 1. See *chondrogen.* 2. A substance found in fetal and early life, forming a part of the tissue of imperfectly developed cartilage.

chondrogenesis (*kon-dro-jen'-es-is*) [*chondro-*; γένεσις, formation]. The formation of cartilage.

chondrogenetic (*kon-dro-jen-et'-ik*) [*chondro-*; γένεσις, formation]. Forming cartilage; relating to chondrogenesis.

chondrogenous (*kon-droj'-en-us*) [*chondro-*; γένεσις, production]. Of the nature of chondrogen; producing cartilage.

chondroglossus (*kon-dro-glos'-us*). See *muscles.*

chondroglucose (*kon-dro-glu'-kōs*) [*chondro-*; γλυκύς, sweet]. A glucose obtained from cartilage.

chondrography (*kon-drog'-ra-fe*) [*chondro-*; γράφειν, to write]. An anatomical description of the cartilages.

chondroid (*kon'-droid*) [*chondro-*; εἶδος, form]. Resembling cartilage.

chondroitic acid (*kon-dro-it'-ik*). A complex organic acid found in small quantities in normal urine. It is chondroitin-sulphuric acid, and is found in chondromucoid.

chondrology (*kon-drol'-o-je*) [*chondro-*; λόγος, science]. The science of cartilages.

chondroma (*kon-dro'-mah*) [*chondro-*; ὄμα, tumor]. A cartilaginous tumor.

chondromalacia (*kon-dro-mal-a'-se-ah*) [*chondro-*; μαλακία, softening]. Softening of a cartilage. **c. auris.** Same as *hæmatoma auris.*

chondromatous (*kon-drōm'-at-us*) [*chondro-*; ὄμα, a tumor]. Relating to or of the nature of cartilage.

chondromucoid (*kon-dro-mū'-koid*). A mucin found in cartilage.

chondromyoma (*kon-dro-mi-o'-mah*) [*chondro-*; *myoma*]. A neoplasm presenting the characteristics of both chondroma and myoma.

chondromyxoma (*kon-dro-miks-o'-mah*) [*chondro-*; μύξα, mucus; ὄμα, a tumor]. A chondroma with myxomatous elements.

chondrophyma (*kon-dro-fī'-mah*) [*chondro-*; φῦμα, a growth]. 1. A tumor of a cartilage. 2. A neoplasm with cartilaginous elements. 3. See *chondrophyte.*

chondrophyte (*kon'-dro-fīt*) [*chondro-*; φυτόν, a plant]. A fungous neoplasm springing from a cartilage.

chondroplast (*kon'-dro-plast*). See *chondroblast.*

chondroplasty (*kon'-dro-plas-te*) [*chondro-*; πλάσσειν, to mold]. Plastic operation on cartilage.

chondroporosis (*kon-dro-por-o'-sis*) [*chondro-*; πόρος, a passage]. The thinning of cartilage by the formation of spaces, occurring during the process of ossification.

chondroprotein (*kon-dro-pro'-te-in*). A protein occurring normally in cartilage.

chondrosarcoma (*kon-dro-sar-ko'-mah*) [*chondro-*; *sarcoma*]. A tumor composed of cartilaginous and sarcomatous tissue.

chondrosarcomatous (*kon-dro-sar-kōm'-at-us*). Relating to chondrosarcoma.

chondrosidin (*kon-dros'-id-in*). The hyalin obtained from chondrosin.

chondrosin (*kon'-dro-sin*) [*chondrosia*, a genus of sponges]. A hyalogen obtained from the sponge, *chondrosia reniformis.*

chondrosis (*kon-dro'-sis*) [*chondrus*]. 1. Formation of cartilage. 2. A cartilaginous tumor.

chondrosteous (*kon-dros'-te-us*) [*chondro-*; ὀστέον, bone]. In biology, having a cartilaginous skeleton.

chondrosternal (*kon-dro-ster'-nal*). Pertaining to the sternum and costal cartilages.

chondrosyndesmus (*kon-dro-sin-des'-mus*). See *synchondrosis*.

chondrotome (*kon'-dro-tōm*) [*chondro-*; τέμνειν, to cut]. An instrument for cutting cartilage.

chondrotomy (*kon-drot'-o-me*) [*see chondrotome*]. The division of a cartilage.

chondroxiphoid (*kon-dro-zif'-oid*). Pertaining to the costal cartilages and the ensiform cartilage.

chondrus (*kon'-drus*) [χόνδρος, a grain; cartilage]. 1. Irish moss. The substance of the algæ *C. crispus* and *C. mammillosus*. These yield, on boiling with water, a soluble colloid consisting mainly of mucilage. This is demulcent and somewhat nutrient. Dose indefinite. 2. A cartilage; the ensiform cartilage.

Chopart's amputation (*sho-par*) [François *Chopart*, French surgeon, 1734–1795]. An amputation of the foot consisting of a disarticulation through the tarsal bones, leaving only the os calcis and the astragalus. **C.'s joint,** the mediotarsal articulation; the line of articulation which separates the astragalus and os calcis from the remaining tarsal bones.

chord. See *cord.*

chorda (*kor'-dah* [L.]. A cord, tendon, or nerve-filament. That part of a vertebrate embryo which, later, becomes the backbone. **chordæ arteriarum umbilicalium,** the lateral ligaments of the bladder. **c. dorsalis.** See *notochord.* **c. magna,** tendo Achillis. **c. obliqua,** the oblique ligament of the superior radio-ulnar articulation. **c. saliva,** saliva produced by stimulation of the chorda tympani nerve. **c. spermatica,** the spermatic cord. **c. tendinea,** any one of the tendinous strings connecting the papillary muscles of the heart with the auriculoventricular valves. **c. tympani.** See under *nerve.* **c. umbilicalis,** the umbilical cord. **c. venæ umbilicalis,** the round ligament of the liver. **c. vertebralis.** See notochord. **c. vocalis,** a vocal band.

chordal (*kor'-dal*) [*chorda*, a cord]. Relating to a chorda, especially to the notochord.

chordapsus (*kor-dap'-sus*) [χορδή, a chord, ἅπτειν, to tie up]. Synonym of *acute intestinal catarrh.*

chordate (*kor'-dāt*). Possessing a chorda, or notochord, or backbone.

chordee (*kor-de'*) [*chorda*]. A painful curved erection of the penis with concavity downward. The corpus spongiosum being infiltrated from urethral inflammation, does not fill with blood during erection, and so acts like a bow-string.

chorditis (*kor-di'-tis*) [χορδή, a cord; ιτις, inflammation]. Inflammation of the vocal bands. **c. tuberosa,** a localized thickening on the vocal bands, often bilateral and situated at the junction of the posterior two-thirds with the anterior third.

chordoma (*kor-do'-mah*) [*chorda*, a cord]. 1. Virchow's name for the upper part of a persistent notochord. 2. A tumor composed of tissue of the same nature as that of the notochord. 3. A small tumor occurring in the median line of the clivus, near the articulation of the sphenoid with the occipital bone.

chordoskeleton (*kor-do-skel'-et-on*). The portion of the skeleton surrounding the notochord.

chordotomy (*kor-dot'-o-me*) [*chorda*; τομή, a cutting]. Division of an anterolateral column of the spinal cord.

chordotonal (*kor-do-to'-nal*) [χορδή, chord; τόνος, tone]. In biology, applied to sense-organs or parts of arthropods that are responsive to sound-vibrations.

chordurethritis (*kor-dū-re- thri'-tis*). See *chordee.*

chorea (*ko-re'-ah*) [χορεία, dancing]. St. Vitus' dance. A functional nervous disorder, usually occurring in youth, characterized by irregular and involuntary action of the muscles of the extremities, face, etc., with general muscular weakness. Frequently a mitral systolic murmur is heard, often hemic, but in a large proportion of cases due to endocarditis, and there seems to be a close relation between the two diseases. Rheumatism often coexists Chorea may be caused by a number of conditions, among which are fright and reflex irritation. It affects girls about three times as frequently as boys. Occasionally a form of chorea is seen in the adult, and may become a serious complication of pregnancy, resulting in the death of both fetus and mother. When it occurs late in life, it generally resists treatment. Syn., *chorea anglorum; chorea sancti Viti; epilepsia saltatoris; St John's dance.* **c., bilateral,** that due to cerebral lesions causing development of choreic symptoms on both sides of the body. **c., buttonmaker's,** a form of chorea occurring in persons employed in making buttons. **c., cardiac,** a form marked by palpitation and other cardiac disorders. **c., chronic progressive,** Hoffmann's name for *Huntington's chorea.* **c., congenital.** Synonym of *birth-palsy.* **c. cordis.** See *c., cardiac.* **c.-corpuscles** (Elischer), peculiar cells found in the brain in cases of chorea and regarded as pathognomonic; they have, however, been found in the brains of those who have never had the disease. **c., dancing,** hysterical chorea marked by rhythmic dancing movements **c.-demonomania,** epidemic chorea. **c., diaphragmatic,** spasm of the diaphragm **c. dimidiata,** hemichorea. **c., electric.** See *Dubini's disease.* **c., epidemic.** See *choromania.* **c., essential,** that occurring independently and not as a symptom of some other disease. **c., facial,** convulsive tic. **c., false.** See *c., symptomatic.* **c., general,** a form of chorea in which all or almost all of the voluntary muscles are subject to irregular contractions. **c. gravidarum,** intractable chorea occurring during pregnancy, toward its close sometimes aggravated and attended with fever. **c. gravis,** severe and dangerous cases of chorea. **c., habit-.** See *habit-spasm.* **c., hammering,** a form marked by coordinated rhythmic spasm in consequence of which persistent hammering with the fist upon some object will be indulged in. **c., hereditary.** See *Huntington's chorea.* **c., Huntingdon's.** See *Huntingdon's chorea.* **c., hysterical.** See *c. major.* **c., imaginative,** choromania. **c., imitative,** choreic movements developed in children from association with choreic subjects. **c., infantile.** See *c. minor.* **c. insaniens,** maniacal chorea; a grave form of chorea usually seen in women, and associated with mania, and generally ending fatally. It may develop during pregnancy. **c. laryngea, c., laryngeal, c. laryngis.** 1. A condition attended with clonic spasm of the laryngeal muscles and marked by inability to sustain coordinate action. 2. A condition marked by spasmodic motions of some of the muscles of expiration, causing a cry. **c., limp,** West's name for a sequel of motor paralysis in children marked by very slight choreic movements. **c. major,** a form of hysteria in which there are continual regular oscil-

latory movements. **c., maniacal.** See *c. insaniens.* **c., metaparalytic, c., methemiplegic.** See *c., postparalytic.* **c., methodic.** See *c. major.* **c., mimetic.** See *c., imitative.* **c. minor,** simple chorea. **c. mollis.** See *hemiplegia, choreic.* **c., Morvan's.** See *Morvan's chorea.* **c. neuralgica,** convulsive tic. **c. nutans** that attended with nodding motions. **c. oculi,** choreic movements of the eyes due to cerebral lesions. **c. pandemica.** See *Dubini's disease.* **c., paralytic** (Gowers). See *hemiplegia, choreic.* **c., partial,** imperfect choreic movements associated with contractures, due to cerebral lesion. **c., posthemiplegic, c., postparalytic,** a form of involuntary movement seen in patients after an attack of hemiplegia. **c., prehemiplegic, c., prohemiplegic,** choreic spasms of the hands or feet forerunning hemiplegia. **c. procursiva.** Synonym of *paralysis agitans.* **c. rhythmic.** See *c. major.* **c., school-made,** chorea resulting from overstimulation of children at school. **c., secondary.** See *c., symptomatic.* **c. semilateralis,** hemichorea. **c. senilis.** 1. Paralysis agitans. 2. The trembling incident to age. **c., Sydenham's.** See *Sydenham's chorea.* **c., symptomatic,** that dependent upon some organic disease. **c., unilateral.** See *hemichorea.*

choreal (*ko-re'-al*). Pertaining to chorea; choreic.

choreic (*ko-re'-ik*) [*chorea*]. Relating to, of the nature of, or affected with chorea.

choreiform (*ko-re'-if-orm*) [*chorea; forma,* form]. Resembling chorea.

choremania, choreomania (*ko-re-ma'-ne-ah, ko-re-o-ma'-ne-ah*) [*chorea; μανία,* madness]. Synonym of *choromania.*

choreoathetoid (*ko-re-o-ath'-et-oyd*). Referring to both chorea and athetosis.

choreoid (*ko'-re-oid*) [χορεία, dancing; εἶδος, like] Pertaining or similar to chorea.

chorial (*ko'-re-al*) [χόριον, skin]. Chorionic.

chorioblastosis (*ko-re-o-blas-to'-sis*) [χόριον, skin; βλαστάνειν, to germinate]. Any anomaly of growth of the corium and subcutaneous connective tissue.

choriocapillaris (*ko-re-o-kap-il-a'-ris*) [*chorion; capillus,* a hair]. The network of capillaries over the inner portion of the choroid coat of the eye.

choriocele (*ko'-re-o-sēl*) [χόριον, a skin; κήλη, hernia]. A hernial protrusion of the choroid coat of the eye.

chorioepithelioma (*ko-re-o-ep-e-the-le-o'-mah*). A neoplasm apparently due to excessive proliferation of chorionic epithelium; see *decidуoma.* **c. benignum,** degenerated relics of fetal epithelium or epiblast in the maternal tissues. **c. malignum,** Marchand's (1895) name for an epithelioma due to malignant degeneration of fetal epiblast left in the maternal tissues. Syn., *deciduoma malignum; sarcoma deciduocellulare; syncytioma malignum.*

chorioid (*ko'-re-oid*). See *choroid.*

chorioidal (*ko-re-oid'-al*). See *choroid* (2).

chorioideal tubercle (*ko-re-oid'-e-al tū'-ber-kl*). See *choroid tubercle.*

chorioideremia (*ko-re-oid-er-e'-me-ah*). See *choroideremia.*

chorioiditis (*ko-re-oid-i'-tis*). See *choroiditis.*

chorioidoretinitis (*ko-re-oid-o-ret-in-i'-tis*). See *choroidoretinitis.*

chorioma (*ko-re-o'-mah*) [*chorion;* ὄμα, tumor]. A neoplasm developed from the chorion. See *chorioepithelioma.*

chorion (*ko'-re-on*) [χόριον, skin; fetal membrane]. The outermost of the fetal membranes, formed from the vitelline membrane, the false amnion, and the allantois. The chorion lies between the amnion and the decidua reflexa and vera. **c., cystic degeneration of,** a myxoma of the chorion, producing the socalled "hydatid mold." It is characterized by rapid increase in the size of the uterus, hemorrhage, often profuse, beginning during the second month of pregnancy, and the discharge of small cysts, whitish in appearance, surrounded by bloody clots. These cysts vary in size from a pinhead to a filbert. **c. frondosum, c., shaggy,** the part covered by villi. It helps to form the placenta. **c. læve,** the membranous portion of the chorion.

chorionic (*ko-re-on'-ik*) [*chorion*]. Relating to the chorion.

chorionin (*ko-re-on'-in*). A name given by Bronchacourt (1902) to a preparation made from sheep's placenta by submitting it to pressure without heat. The juice thus expressed is made palatable with syrup after being sterilized with ammonium fluoride; employed as a galactagogue.

chorionitis (*ko-re-on-i'-tis*). 1. See *scleroderma.* 2. Placentitis.

chorioretinal (*ko-re-o-ret'-in-al*). Pertaining to the choroid and retina.

chorioretinitis (*ko-re-o-ret-in-i'-tis*). Inflammation of the choroid and retina.

chorisis (*ko-ri'-sis*) [χώρισις, a separation]. In biology, the development of two or more members when but one is expected; a doubling.

choristoblastoma (*ko-ris-to-blas-to'-mah*) [*choristoma; blastoma*]. An autonomous tumor originating in a choristoma.

choristoma (*ko-ris-to'-mah*) [χωρίστος, separated]. A tumor due to hyperplasia of an aberrant primordium.

choroid (*ko'-roid*) [*chorion;* εἶδος, likeness]. 1. The vascular tunic of the eye, continuous with the iris in front, and lying between the sclerotic and the retina. 2. Pertaining to the choroid; choroidal. **c. membrane,** the choroid. **c. plexus,** a vascular plexus in the ventricles of the brain. **c. tubercle,** a diagnostic sign of tuberculous meningitis found by ophthalmoscopic investigation.

choroidal (*ko-roid'-al*). Pertaining to the choroid.

choroideremia (*ko-roid-er-e'-me-ah*) [*choroid;* ἐρημία, desolation]. Absence of the choroid.

choroiditis (*ko-roid-i'-tis*) [*choroid;* ῖτις, inflammation]. Inflammation of the choroid coat of the eye. It may be anterior, the foci of exudation being at the periphery of the choroid; or central, the exudate being in the region of the macula lutea; diffuse or disseminated, characterized by numerous round or irregular spots scattered over the fundus; exudative or nonsuppurative, when there are isolated foci of inflammation scattered over the choroid; metastatic, when due to embolism; and suppurative, when proceeding to suppuration. **c., areolar, c. areolaris,** that in which the first foci occur near the fovea and extend toward the periphery in constantly increasing distances. **c. guttata senilis.** See *Tay's choroiditis.* **c. serosa.** Synonym of *glaucoma.*

choroidocyclitis (*ko-roid-o-si-kli-tis*) [*choroid;* κύκλος, a circle; ῖτις, inflammation]. Inflammation of the choroid and of the ciliary body.

choroidoiritis (*ko-roid-o-i-ri'-tis*) [*choroid; iritis*]. Inflammation of the choroid and the iris.

choroidoretinitis (*ko-roid-o-ret-in-i'-tis*) [*choroid; retinitis*]. Choroiditis associated with retinitis. **c., ametropic,** that caused by ametropia.

chorology (*ko-rol'-o-je*) [χώρος, a place; ιτις, science]. The science of the geographic distribution of animals and plants.

choromania (*kor-o-ma'-ne-ah*) [χορός, a dance; μανία, madness]. A nervous disorder characterized by dancing or other rhythmic movements; epidemic chorea; dancing mania.

choronosologia, choronosology (*ko-ro-no-sol-o-je-ah, ko-ro-no-sol'-o-je*) [χώρος, a region; νόσος, a disease; λόγος, science]. The science of the geographic distribution of diseases or of endemic diseases of some region.

chrismaline (*kris-mal-ēn*). Liquid paraffin.

chrismol (*kris'-mol*). Trade name of a tasteless, liquid paraffin; used in constipation and intestinal inflammation.

Christian Science. A system of therapy; a form of faith-cure; Eddyism.

Christison's formula (*kris'-tis-on*) [Sir Robert *Christison*, Scotch physician, 1797–1882] A formula for estimating the amount of solids in the urine: multiply the last two figures of the specific gravity expressed in four figures by 2.33 (or by 2, *Trapp;* or by 2.2, *Loebisch*). This gives the amount of solids in every 1000 parts. It is the same as Haeser's formula

christopathy (*kris-top'-ath-e*). Christian science.

chroatol (*kro'-at-ol*), $C_{10}H_{16}.2HI$. A greenish-yellow, crystalline substance obtained by action of turpentine on iodine; used in powder or ointment in skin diseases. Syn., *terpinsiodohydrate.*

chroma-, chromato- [χρῶμα, color]. Prefixes meaning colored.

chromaffin cells (*kro'-maf-fin*) [*chroma-; affinis,* akin to]. Cells that have an affinity for chromium and its salts, which makes them yellow; the term is applied to the adrenal system. Syn., *phaochrome, paraganglia.* **c. hormone,** epinephrine.

chromaffinopathy (*kro-maf-in-op'-a-the*) [*chromaffin;* πάθος, suffering]. Any diseased or pathologic condition in chromaffin tissue (in the adrenals or elsewhere).

chromate (*kro'-māt*) [χρῶμα, color]. Any salt of chromic acid.

chromatelopsia, chromatelopsis (*kro-mat-e-lop'-se-ah, -sis*) [*chroma-;* ἀτελής, imperfect; ὄψις, vision]. Color-blindness.

chromatic (*kro-mat'-ik*) [χρῶμα, color]. Relating to or possessing color. **c. aberration.** See *aberration, chromatic.* **c. audition,** luminous sensations aroused by sound.

chromatid (*kro'-mat-id*). Chromosomes often indicate future longitudinal division by resembling two parallel threads. These threads are the chromatids.

chromatidrosis. See *chromidrosis.*

chromatin (*kro'-mat-in*) [see *chromatic*]. The portion of the protoplasm of a cell that takes the stain, forming a delicate reticular network or plexus of fibrils permeating the achromatin of a cell. Syn., *karyomitome.*

chromatism (*kro'-mat-izm*) [χρωματισμός, coloring]. 1. Abnormal coloration of any tissue. 2. Chromatic aberration.

chromatoblast (*kro'-mat-o-blast*) [*chromato-;* βλαστός, a germ]. Same as *chromatophore.*

chromatodermatosis. See *chromodermatosis.*

chromatodysopia (*kro-mat-o-dis-o'-pe-ah*) [*chromato-;* δύς, ill; ὄψις, vision]. Color-blindness.

chromatogenous (*kro-mat-oj'-en-us*) [*chromato-;* γεννᾶν, to beget]. Producing color.

chromatology (*kro-mat-ol'-o-je*) [*chromato-;* λόγος, science]. The science of colors. Also the spectroscopic investigation of colors.

chromatolysis (*kro-mat-ol'-is-is*) [*chromato-;* λύσις a loosing]. 1. Flemming's term for the breaking-down of the nucleus at the death of the cell. Syn., *karyolysis.* 2. Disintegration and disappearance of the Nissl granules from nerve-cells.

chromatometer (*kro-mat-om'-et-ur*) [*chromato-;* μέτρον, a measure]. An instrument for measuring color-perception or the intensity of colors.

chromatometry (*kro-mat-om'-et-re*). 1. See *chromatoptometry.* 2. The estimation of the coloring power of a substance.

chromatopathia (*kro-mat-o-path'-e-ah*) [*chromato-;* πάθος, disease]. Any pigmentary skin-disease; a chromatosis.

chromatopathy (*kro-mat-op'-a-the*). See *chromatopathia.*

chromatophile (*kro'-mat-o-fil*). Same as *chromophilous.*

chromatophobia (*kro-mat-o-fo'-be-ah*) [*chromato-;* φόβος, dread]. Abnormal fear of colors.

chromatophore (*kro'-mat-o-fōr*) [*chromato-;* φόρος, bearing]. Any colored cell-plastid.

chromatophoroma (*kro-mat-o-for-o'-mah*) [χρώμα, color]. An overgrowth of the pigmented cells of the skin or choroid coat of the eye; melanoma.

chromatophorous (*kro-mat-off'-or-us*) [*chromato-;* φέρειν, to bear]. Containing pigment or pigment-cells.

chromatoplasm (*kro'-mat-o-plazm*) [*chromato-;* πλάσμα, anything formed]. The substance of the chromatoplasts as distinguished from the other cell-substances, karyoplasm, cytoplasm, metaplasm, paraplasm, etc.

chromatoplast (*kro'-mat-o-plast*). See *chromatophore.*

chromatopseudopsis (*kro-mat-o-sū-dop'-sis*) [*chromato-;* ψευδής, false; ὄψις, sight]. Color-blind.

chromatopsia (*kro-mat-op'-se-ah*) [*chromato-;* ὄψις, vision]. A disorder of vision in which color-impressions arise subjectively. It may be due to disturbance of the optic centers, or to drugs, especially santonin.

chromatopsy (*kro'-mat-op-se*). See *chromatopsia.*

chromatoptometry (*kro-mat-op-tom'-et-re*) [*chromato-;* ὄψις, vision; μέτρον, a measure]. The testing of the sensibility of the eye with respect to color-perception.

chromatoscope (*kro'-mat-o-skōp*) [*chromato-;* σκοπεῖν, to observe]. An instrument for determining the refractive index of colored light.

chromatoscopy (*kro-mat-os'-ko-pe*) [*chromato-;* σκοπεῖν, to observe]. The determination of the color of objects.

chromatosis (*kro-mat-o'-sis*) [χρῶμα, color]. Pigmentation; a pathological process or pigmentary disease consisting in a deposit of coloring-matter in a locality where it is usually not present, or in excessive quantity in regions where pigment normally exists.

chromatoskiameter (*kro-mat-o-ski-am'-et-er*) [*chromato-;* σκία, a shadow; μέτρον, a measure]. Holmgren's apparatus for testing color-sense, consisting of a lamp and a white screen, on which is cast the shadow of a pencil placed in front of different colored glasses. A scale indicates when the shadows are of equal brightness.

chromatosome (*kro'-mat-o-sōm*) [*chromato-;* σῶμα, body]. In biology, the "nuclear rods" of the nucleus.

chromaturia (*kro-mat-û'-re-ah*) [*chromato-; οὖρον*, urine]. Abnormal coloration of the urine.

chrome (*krōm*). See *chromium*. **c.-alum**, $CrK_2(SO_4)_2 + 12H_2O$. A compound of chromium and potassium sulphate, forming large, dark-violet crystals soluble in five parts of water, the solution turning green when heated; used as a pigment. **c. red**, basic lead chromate, $PbCrO_4.PbO$. **c. yellow**, lead chromate, $PbCrO_4$.

chromesthesia (*krom-es-the'-ze-ah*) [*χρῶμα*, color; *αἰσθησις*, perception by the senses]. The association of colors with words, letters, and sounds.

chromhidrosis (*krōm-hid-ro'-sis*). Same as *chromidrosis*.

chromic (*kro'-mik*) [*chromium*]. Pertaining to or made from chromium. **c. acid**, **c. anhydride**, chromium trioxide.

chromicize (*kro'-mis-īz*). To impregnate with chromic acid or a chromium salt.

chromidia (*kro-mid'-e-ah*). Plural of *chromidium*, *q. v.*

chromidium (*kro-mid'-e-um*). Any one of the granules of nuclear substance found in the cytoplasm.

chromidrosis (*kro-mid-ro'-sis*) [*χρῶμα*, color; *ἱδρώς*, sweat]. A rare condition of the sweat in which it may be colored bluish, blackish, reddish, greenish, or yellowish. *Black sweat* (*seborrhœa nigricans*) occurs usually in hysterical women, the face being most often affected. It is associated with chronic constipation and is due to the presence of indican in the sweat. *Red sweat* (*hematidrosis*) may be due to an exudation of blood into the sweat-glands, or to the presence of a microorganism in the sweat.

chromism (*kro'-mizm*). Excessive or abnormal coloration.

chromite (*kro'-mīt*). 1. A combination of chromium sesquioxide with the oxide of some other metal. 2. Any organic pigment.

chromium (*kro'-me-um*) [*χρῶμα*, color]. Cr = 52.0; quantivalence II and IV. One of the elements of the iron group. The various salts of chromium, especially the derivatives of chromium trioxide, CrO_3, are much used in the manufacture of pigments and as a caustic. All are poisonous. **c. and potassium sulphate**. See *chrome-alum*. **c. sesquioxide**, Cr_2O_3, a green pigment occurring in nature as chrome-ochre; it can be prepared artificially. **c. trioxide**. See *acid, chromic*.

chromo- (*kro-mo-*) [*χρῶμα*, color]. A prefix meaning colored.

chromoaromatic (*kro-mo-ar-o-mat'-ik*). Applied to microorganisms that are colored and aromatic.

chromoblast (*kro'-mo-blast*). See *chromatophore*.

chromocrinia (*kro-mo-krin'-e-ah*) [*chromo-; κρίνειν*, to separate]. The secretion of coloring-matter, as in the sweat, etc.

chromocystoscopy (*kro-mo-sis-tos'-ko-pe*) [*chromo-; cystoscopy*]. Cystoscopy and inspection of the orifices of the ureters after the administration of a substance that will stain the urine.

chromocyte (*kro'-mo-sīt*) [*chromo-; κύτος*, a cell]. Any colored cell.

chromocytometer (*kro-mo-si-tom'-et-er*) [*chromocyte; μέτρον*, a measure]. An instrument for estimating the proportion of hemoglobin present in the blood.

chromocytometry (*kro-mo-si-tom'-et-re*) [*chromo-; κύτος*, cell; *μέτρον*, a measure]. The estimation of hemoglobin by means of the chromocytometer.

chromodermatosis (*kro-mo-der-mat-o'-sis*) [*chromo-; dermatosis*]. A skin disease characterized by discoloration of the surface.

chromodiagnosis (*kro-mo-di-ag-no'-sis*) [*chromo-; diagnosis*] The diagnosis of hemorrhages of the neuraxis by yellow discoloration of the cephalorhachidian fluid (xanthochromia), due, according to Tuffier, to the normal lutein of the serum.

chromogen (*kro'-mo-jen*) [*chromo-; γεννᾶν*, to produce]. Any principle of the animal or vegetable economy which is susceptible, under suitable circumstances, of being changed into a coloring-matter.

chromogenesis (*kro-mo-jen'-es-is*) [*chromo-; γεννᾶν*, to produce]. The production of pigments or coloring matter, as by bacterial action.

chromogenic (*kro-mo-jen'-ik*) [*see chromogen*]. 1. Producing color or pigment, *e.g.*, pigment-producing bacteria. 2. Relating to chromogen.

chromoleucite (*kro-mo-lu'-sit*). See *chromoplastid*.

chromolume (*kro'-mo-lūm*) [*chromo-; lumen*, light]. An apparatus for the production of colored rays for therapeutic purposes. **c., electro-arc**, a special device for solarization by means of the arc light.

chromolysis (*kro-mol'-is-is*). See *chromatolysis*.

chromomere (*kro'-mo-mēr*) [*chromo-; μέρος*, a part]. One of the minute granules composing the chromosomes. Syn., *id.*

chromometer (*kro-mom'-et-ur*) See *chromatometer* (2).

chromometry (*kro-mom'-et-re*). See *chromatometry* (2).

chromoparic, chromoparous (*kro-mo-par'-ik, kromop'-ar-us*) [*chromo-; parere*, to furnish]. Excreting a colored transformation-product which is diffused out upon and into the surrounding medium. It is said of certain bacteria.

chromopexic (*kro-mo-pek'-sik*) [*χρῶμα*, color; *πῆξις*, fixation]. Fixation of pigment; applied to the function of the liver in forming bile pigment.

chromophane (*kro'-mo-fan*) [*chromo-; φαίνειν*, to appear]. The pigment of the inner segments of the retinal cones of certain animals. There are at least three varieties, chlorophane, rhodophane, xanthophane.

chromophile (*kro'-mo-fil*). Same as *chromophilous*.

chromophilous (*kro-mof'-il-us*) [*chromo-; φίλος*, loving]. Readily stained.

chromophobic (*kro'-mo-fo-bik*) [*chromo-; φόβος*, fear]. Not stainable; not readily absorbing color. Cf. *chromophilous*.

chromophore (*kro'-mo-for*) [*chromo-; φέρειν*, to bear]. 1. Those chromogenic bacteria that possess pigment as an integral part of their organism. 2. The chemical group in an anilin dye which gives the color.

chromophoric, chromophorous (*kro-mo-for'-ik, kromof'-or-us*). Applied to chromogenic bacteria in which the pigment is stored in the cell-protoplasm of the organism.

chromophose (*kro' mo-fōz*) [*chromo-; φῶς*, light]. A subjective sensation of color. See *phose*.

chromophyl (*kro'-mo-fil*) [*chromo-; φύλλον*, a leaf]. A comprehensive term for the coloring-matter of plant cells, including chlorophyl, xanthophyl, erythrophyl, cyanophyl, pheophyl, the various phycochromes, etc.

chromophytosis (*kro-mo-fi-to'-sis*) [*chromo-; φυτόν*, a plant]. 1. Any microscopic plant-growth that produces a discoloration of the skin in which it grows, any pigmentary skin disease caused by a vegetable parasite. 2. A synonym of *tinea versicolor or Eichstedt's disease*.

chromoplasm (*kro'-mo-plazm*) [*chromo-*; πλάσμα, anything formed]. The network of a nucleus, so called because it stains readily.

chromoplastid, or chromoplastidule (*kro-mo-plas'-tid*, or *kro-mo-plas'-tid-ūl*) [*chromo-*; πλάσσειν, to form]. A pigment-granule imbedded in the protoplasm of a plant or animal.

chromoprotein (*kro-mo-pro'-te-in*) [*chromo-*; *protein*]. Any protein capable of being broken up into albumin and a coloring-matter.

chromopsia (*kro-mop'-se-ah*). See *chromatopsia*.

chromoptometer (*kro-mop-tom'-et-er*) [*chromo-*; μέτρον, a measure]. A contrivance for determining the extent of development of color-vision.

chromoradiometer (*kro-mo-ra-de-om'-et-ur*) [*chromo-*; *radius*, ray; μέτρον, measure]. An instrument for measuring the penetrative power of the Roentgen rays.

chromorhinorrhea (*kro-mo-rin-or-e'-ah*) [*chromo-*; ῥίς, nose; ῥοία, a flow]. The discharge of a colored secretion from the nose.

chromoscope (*kro'-mo-skōp*). See *chromatoscope*.

chromosochromic (*kro-mo-so-kro'-mik*). Containing chromium both as a trivalent and as a bivalent radical.

chromosome (*kro'-mo-sōm*) [*chromo-*; σῶμα, body]. Tiny dark-staining bodies seen in the nucleus at cell-division. They are usually constant in number and carry the genes, linearly arranged, which control the development of Mendelian characters Syn., *karyomita* **c., accessory,** an odd chromosome found in half of the spermatozoa of certain animals, and see **c., sex. c., bivalent,** one representing two chromosomes joined end to end. Cf. *c.s., pseudoreduction of.* **c. granules,** granules of lymphocytes seen in the *in vitro* examination of living cells. **c., pluri-valent,** one having the value of two or more chromosomes. Cf. *c s, pseudoreduction of.* **c.s., pseudoreduction of,** apparent reduction of the number of chromosomes through increase of bivalent or plurivalent chromosomes. **c.s., reduction of,** the halving of the number of chromosomes in the germ-nuclei during maturation. **c., sex,** the odd, or accessory, chromosome which is supposed to determine sex

chromosot (*kro'-mo-sōt*). A disinfectant consisting mainly of sulphate and sulphite of sodium.

chromospermism (*kro-mo-sperm'-izm*) [*chromo-*; σπέρμα, seed]. A condition in which the semen is colored. Cf. *cyanospermia*.

chromostroboscope (*kro-mo-stro'-bo-skōp*) [*chromo-*; στρόβος, a twisting; σκοπεῖν, to inspect]. A device for showing the persistence of visual impressions of color.

chromotherapy (*kro-mo-ther'-ap-e*) [*chromo-*; θεραπεία, treatment]. The treatment of disease by colored light.

chromoureteroscopy (*kro-mo-ū-ret-er-os'-ko-pe*). See *chromocystoscopy*.

chromule (*kro'-mūl*) [*chromo-*; ὕλη, matter]. Coloring-matter in plants, especially when not green, or when liquid.

chronaxia (*kron-ak'-se-ah*) [χρόνος, time]. The constant or reciprocal of the rate of movement of ions in nerves electrically excited. This rate varies with the diameter; the larger the fiber the faster the rate. (Lapicque.)

chronic (*kron'-ik*) [χρόνος, time]. Long-continued; of long duration; opposed to acute.

chronicity (*kron-is'-it-e*) [*chronic*]. The state of being chronic or long-continued.

chronograph (*kron'-o-graf*) [χρόνος, time; γράφειν, to write]. An instrument for graphically recording intervals of time in physiological and psychophysical experiments.

chronoscope (*kron'-o-skōp*) [χρόνος, time; σκοπεῖν, to inspect]. An instrument for measuring extremely short intervals of time.

chronothermal (*kron-o-ther'-mal*) [χρόνος, time; θέρμη, heat]. Pertaining to the theory that all diseases are characterized by periods of intermitting chill and heat; relating to periodicity in changes of bodily temperature.

chronotropic (*kron-o-trop'-ik*) [χρόνος, time; τρέπειν, to turn]. Pertaining to influences which modify the rate of a periodically recurring phenomenon (heart-beat).

chrotoplast (*kro'-to-plast* [χρώς, skin; πλασρεῖν, to form]. A skin-cell; a dermal or epithelial cell.

chrotopsia, chrupsia (*kro-top'-se-ah, krup'-se-ah*). See *chromatopsia*.

chrysarobin, chrysarobinum (*kris-ar-o'-bin, kris-ar-o-bi'-num*) [χρυσός, gold; *araroba* (nat. East Ind.), bark of a leguminous tree], $C_{30}H_{26}O_7$. A reduction-product of crysophanic acid. It occurs in Goa powder and araroba powder. It is a yellow-colored powder, the product of the decay of *Vouacapoua araroba*, a Brazilian tree. It is a gastrointestinal irritant; locally and internally it is useful in psoriasis, but stains the skin a dark yellowish-brown color. Dose, internally, ¼–½ gr. (0.008-0.032 Gm.). **c. ointment** (*unguentum chrysarobini*, U. S. P.), contains 10% of the drug with 90% benzoinated lard. **c. oxide,** a brownish-black powder obtained from chrysarobin in boiling water by the action of sodium peroxide. It is recommended in treatment of eczema and acne rosacea in 5 to 10% ointment.

chrysitis (*kris-i'-tis*) [χρύσος, gold]. Red or gold litharge; reddish lead monoxide. Cf. argyritis.

chrysoidin (*krsis-oi'-din*) [χρυσός, gold; εἶδος, like]. 1. $C_{12}H_3N_4Cl$. A coal-tar dyeing color. It is the hydrochloride of diamidoazobenzene, dark-violet crystals soluble in water., It dyes bright-yellow on silk and cotton. 2. $C_7H_{22}O_4$. A yellow coloring-substance in asparagus berries.

chrysolein (*kris-o'-le-in*). Sodium fluoride.

chrysophan (*krsis'-o-fan*) [χρυσός, gold; φαίνειν, to show], $C_{16}H_{18}O_8$. A glucoside found in rhubarb.

chrysophanic acid (*kris-o-fan'-ik*). See *acid, chrysophanic*.

chrysophyl (*kris'-o-fil*) [χρυσός, gold; φύλλον, a leaf]. Xanthophyl; a bright golden-yellow crystalline pigment derived from leaves.

chrysoretin, chrysorrhetin (*krsis-o-ret'-in*). A yellow pigment found in senna and identical with chrysophan.

chrysotoxin (*krsis-o-toks'-in*). A constituent of ergot consisting of a small amount of ergotoxine with inactive, yellow, coloring matter. See *sphacelotoxin*.

chthonophagia, or **chthonophagy** (*thon-o-fa'-je-ah*, or *thon-off'-a-je*) [χθών, earth; φαγεῖν, to eat]. Dirt-eating; geophagy.

chuchuarine (*chu-chu'-ar-in*) [*Chuchuara*, Indian name], $C_{20}H_{15}N_{13}O_3$. An alkaloid obtained from the seeds and wood of *Semecarpus anacardium*, an anacardiaceous aphrodisiac plant of the East Indies. It is extremely poisonous, acting somewhat like strychnine.

Churchill's tincture of iodine. Iodine 16.5, potassium iodide 3.3, water 25, 95% alcohol (95%) 55.2.

churning sound (*churn'-ing*). A peculiar splashing-sound like that made by a churn, heard in the chest in some cases of pleural effusion.

Chvostek's symptom (*vos'-tek*) [Franz *Chvostek*, Austrian surgeon, 1835–1884]. Increase of the mechanical irritability of the motor nerves, especially the facial, in post operative tetany. A sudden local spasm is elicited by a slight tap on one side of the face. See also *Weiss' sign*.

chylaceous (*ki-la'-se-us*). Composed of chyle

chylangioma (*ki-lan-je-o'-mah*) [*chyle;* ἀγγεῖον, a vessel]. 1. Retention of chyle in lymphatic vessels with dilatation of the latter. 2. A tumor of lymph-vessels containing chyle.

chylaqueous (*ki-la'-kwe-us*) [*chyle; aqua*, water]. Like water and chyle. **c. fluid**, the digested food or nutritive fluid in the somatic or perigastric cavity of invertebrates; it represents the blood of higher animals.

chyle (*kīl*) [χυλός, juice]. The milk-white fluid absorbed by the lacteals during digestion. On standing, it separates into a thin, jelly-like clot and a substance identical with serum. **c.-corpuscle**, any floating cell of the chyle. These cells resemble, and are probably identical with, the colorless blood-corpuscles. **c., granular, c., molecular base of**, the minute particles of fat which give the milky appearance to chyle.

chylemia (*ki-le'-me-ah*) [*chyle;* αἷμα, blood]. The presence of chyle in the blood.

chylidrosis (*ki-lid-ro'-sis*) [*chyle;* ἱδρωσις, a sweating]. Milkiness of the sweat

chylifaction (*ki-le-fak'-shun*) [*chyle; facere*, to make] The forming of chyle from food.

chylifactive (*ki-le-fak'-tiv*) [*chyle; facere*, to make]. Chyle-forming.

chyliferous (*ki-lif'-er-us*) [*chyle; ferre*, to carry]. Containing or carrying chyle.

chylific (*ki-lif'-ik*) [*chyle; facere*, to make]. Making chyle, pertaining to chylifaction

chylification (*ki-le-fik-a'-shun*) [*chyle; facere*, to make]. The process by which chyle is formed, separated, and absorbed by the villi.

chylificatory (*ki-lif'-ik-at-o-re*) Chyle-making.

chylivorous (*ki-liv'-or-us*) [*chyle; vorare*, to devour]. Applied to parasitic organisms subsisting on chyle.

chylocele (*ki'-lo-sēl*) [*chyle;* κήλη, a tumor]. An effusion of chyle into the tunica vaginalis testis. **c. parasitic.** See *filaria sanguinis hominis*.

chylocyst (*ki'-lo-sist*) [*chyle;* κύστις, bladder]. The chyle-bladder; the reservoir of Pecquet.

chylocystic (*ki-lo-sis'-tik*) [*chyle;* κύστις, bladder]. Relating to the chylocyst.

chyloderma (*ki-lo-der'-mah*) [*chyle;* δέρμα, skin]. Scrotal elephantiasis, with accumulation of lymph in the thickened skin and in the enlarged lymphatic vessels; lymph-scrotum.

chylodochium (*ki-lo-do'-ke-um*) [*chyle;* δοχεῖον, receptacle]. The receptaculum chyli.

chylogaster (*ki-lo-gas'-ter*) [*chyle;* γαστήρ, the stomach]. The duodenum, so-called because of its being the chief seat of chylous digestion.

chylogastric (*ki-lo-gas'-trik*). Pertaining to the chylogaster.

chylomicron (*ki-lo-mi'-kron*) [*chyle;* μικρον, small]. 1. A small particle of chyle or fat. 2. Blood dust.

chylopericardium (*ki-lo-per-ik-ar'-de-um*) [*chyle;* περί, around; καρδία, the heart]. A rare condition, in which chyle is present in the pericardium, as a consequence of the formation of a channel of communication between a chyle-duct and the cavity of the heart-sac.

chyloperitoneum (*ki-lo-per-it-on-e'-um*). A condition marked by an effusion of chyle in the peritoneum.

chylopleura (*ki-lo-ploo'-rah*). Milky fluid in the pleural cavity.

chylopoiesis (*ki-lo-poi-e'-sis*) [*chyle;* ποιεῖν, to make]. Chylification.

chylopoietic (*ki-lo-poi-et'-ik*) [see *chylopoiesis*]. Making or forming chyle.

chyloptyalism (*ki-lop-ti'-al-izm*) [*chyle;* πτυαλιζεῖν, to spit]. Milkiness of the saliva.

chylorrhea (*ki-lor-e'-ah*) [*chyle;* ῥεῖν, to flow]. An excessive flow of chyle; also, a diarrhea characterized by a milky color of the feces.

chylosis (*ki-lo'-sis*) [χύλωσις, a converting into juice]. Chylification.

chylothorax (*ki-lo-tho'-raks*) [*chyle;* θώραξ, the chest]. The presence of chyle in the pleural cavity.

chylous (*ki'-lus*) [*chyle*]. Relating to or resembling chyle.

chyluria (*ki-lū'-re-ah*) [*chyle;* οὖρον, urine]. The passage of chyle in the urine. It is thought to be caused by a disordered condition of the lacteals, and is also connected with the presence in the blood of *Filaria sanguinis hominis*, which blocks up the lymph-channels.

chyme (*kīm*) [χυμός, chyme]. Food that has undergone gastric digestion and has not yet been acted upon by the biliary, pancreatic, and intestinal secretions.

chymiferous (*ki-mif'-er-us*) [*chyme; ferre*, to bear]. Capable of producing chyme.

chymification (*ki-me-fik-a'-shun*) [*chyme; facere*, to make]. The change of food into chyme by the digestive process.

chymorrhea (*kim-or-e'-ah*) [*chyme;* ῥεῖν, to flow]. A discharge of chyme.

chymosin (*ki'-mo-sin*) [*chyme*]. Rennin; the rennet ferment.

chymosinogen (*ki-mo-sin'-o-jen*). The antecedent body from which chymosin is developed.

C. I. Abbreviation of color-index.

Ciaglinski's sensory tract (*se-a-glin'-ske*). A tract of ascending fibers in the posterior gray commissure of the thoracic part of the spinal cord

Ciamician and Magnanini's test for skatol. Skatol warmed with sulphuric acid produces a purple-red color.

cibarian (*sib-a'-re-an*) [*cibus*, food]. Relating to food and the organs concerned in mastication and deglutition.

cibarious (*sib-a'-re-us*) [*cibus*, food]. Serving as food; nutritious; edible.

cibation (*si-ba'-shun*) [*cibus*, food]. 1. The act of receiving nourishment. 2. The process of condensing a liquid.

cibisotome (*si-bis'-ot-ōm*) [κίβισις, pouch; τομή, cut]. An instrument for opening the capsule of the lens.

cibophobia (*si-bo-fo'-be-ah*) [*cibus*, food; φόβος, fear]. Morbid aversion to food.

cibrola (*sib-ro'-lah*). Trade name of a food product-containing casein and glycerophosphates.

cicatricial (*sik-at-rish'-al*) [*cicatrix*]. Pertaining to or of the nature of a cicatrix. **c. deformities**, abnormal contractions caused by cicatrices. **c. tissue**, a form of dense connective tissue seen in cicatrices.

cicatricine (*sik-at'-ris-ēn*). Trade name of a compound of thiosinamine and antipyrine, put up in ampoules for injection.

cicatricose, cicatrisate (*sik-at'-re-kōs, sik-at'-ris-āt*). Marked with cicatrices or cicatricial impressions.

cicatrisotomy (*sik-a-tris-ot'om-e*) [*cicatrix;* τομή, cutting]. Excision of scar tissue; uleotomy.

cicatrix (*sik-a'-triks*) [L.: *pl.*, *cicatrices*]. A scar. The connective tissue which replaces a localized loss of substance. Its color is usually whitish and glistening when old, red or purple when newly developed. **c., exuberant, c., hypertrophic, c., keloid,** one that hypertrophies after the healing of a wound and becomes red and prominent. **c., vicious,** one that impairs the function of a part.

cicatrizant (*sik'-at-ri-zant*) [*cicatrix*, a scar]. 1. Tending to cicatrize or heal. 2. A medicine that aids the formation of a cicatrix.

cicatrization (*sik-at-riz-a'-shun*) [*cicatrix*]. The process of healing of a wound.

cicatrize (*sik'-at-riz*). To heal.

cicatrose (*sik'-at-rōs*). See *cicatricose*.

Cichorium (*sik-o'-re-um*) [κιχώριον]. A genus of plants of the order *Compositæ*. *C. intybus*, chicory, succory, bunk, is a hardy perennial of Europe; the root of the wild plant is said to be a powerful alterative. **C. glucoside,** $C_{32}H_{54}O_{19} + 4\frac{1}{2}H_2O$ (?), a bitter glucoside obtained from the flowers of *C. intybus*.

Cicuta (*sik-u'-tah*) [L., "hemlock"]. A genus of umbelliferous plants. *C. virosa* is a poisonous species of northern Europe. It is never used internally, but has been applied externally in rheumatism.

cicutine (*sik'-ū-tēn*) [*cicuta*, hemlock]. 1. An alkaloid obtained from *Cicuta virosa*. 2. The same as coniine.

cicutism (*sik'-ū-tizm*) [*Cicuta*]. Poisoning with water-hemlock, *Cicuta virosa*. It is marked by epileptiform convulsions, dilatation of the pupils, cyanosis of the face, and coma.

cicutoxin (*sik-ū-toks'-in*) [*cicuta*, hemlock; τοξικόν, poison]. The poisonous active principle of *Cicuta virosa*. It is a viscid, non-crystallizable liquid of unpleasant taste and acid reaction.

cilia (*sil'-e-ah*) [pl. of *cilium*, the eyelid or eyelash]. 1. The eyelashes. 2. The locomotor and prehensile organs of certain microorganisms. 3 The hair-like appendages of certain epithelial cells the function of which is to propel fluid or, particles.

ciliariscope (*sil-e-ar'-is-kōp*) [*cilium*, eyelid; σκοπεῖν, to look at] An instrument (essentially a prism) for examining the ciliary region of the eye.

ciliarotomy (*sil-e-ar-ot'-o-me*) [*cilia*; τέμνειν, to cut]. Surgical section of the ciliary zone for glaucoma.

ciliary (*sil'-e-a-re*) [*cilia*]. 1. Pertaining to the eyelid or eyelash. 2. Relating to ciliary movement. 3. Pertaining to the ciliary apparatus. **c. apparatus,** the structure related to the mechanism of accommodation. **c. arteries,** anterior, posterior long, and posterior short, branches of the ophthalmic artery, supplying the recti muscles, the ciliary apparatus, and the posterior structures of the eye, with the exception of the retina. **c. body,** the ciliary muscle and processes. **c. canal,** the canal of Fontana. **c., ganglion,** the ganglion at the apex of the orbit, supplying the ciliary muscle and iris. **c. ligament.** See *ligamentum pectinatum*. **c. movement,** movement by means of vibratory cilia. **c. muscle,** the muscle of accommodation, the contraction of which lessens the tension upon the suspensory ligament of the lens. **c. nerves,** branches of the ophthalmic ganglion supplying the anterior structures of the eyeball and the accommodative apparatus. **c. neuralgia,** neuralgic pain of the eye, brow, temple, etc. **c. processes,** circularly arranged choroid foldings continuous with the iris in front. **c. region,** the pericorneal or "danger zone," corresponding to the position of the ciliary body. **c. zone,** the ciliary processes collectively.

ciliata (*sil-e-ah'-tah*). A class of protozoa characterized by the presence of cilia.

ciliated (*sil'-e-a-ted*) [*cilia*]. 1. Having cilia. 2. Of bacteria, having fine hair-like processes, like cilia.

ciliation (*sil-e-a'-shun*) [*cilium*, an eyelash]. The condition of having cilia.

ciliograde (*sil'-e-o-grād*) [*cilia; gradus*, a step]. Progressing by ciliary motion.

ciliosclera (*sil-e-o-skle'-ral*) [*cilia; sclera*]. Pertaining to the ciliary body and the sclera.

ciliospinal (*sil-e-o-spi'-nal*) [*cilia; spina*, the spine]. Relating to the ciliary zone and the spine. **c. center.** See *center, ciliospinal*.

cilium (*sil'-e-um*). See *cilia*.

cillo (*sil'-o*), or **cillosis** (*sil-o'-sis*) [*cilium*, an eyelash]. A spasmodic trembling of the eyelid.

cillotic (*sil-ot'-ik*) [*cilium*, an eyelash]. Pertaining to or affected with cillo.

cimatoxyl (*si-mat-oks'-il*). A combination of atoxyl with an aromatic compound.

cimbia (*sim'-be-ah*) [L.]. The white band seen upon the ventral aspect of the crus cerebri, the tractus pedunculi transversus of Gudden.

cimbial (*sim'-be-al*) [*cimbia*, a cincture]. Relating to the cimbia.

cimex (*si'-meks*) [L., "a bug"]. A genus of hemipterous insects. **c. lectularius,** the common bedbug.

cimicifuga (*sim-is-if'-ū-gah*) [*cimex; fugare*, to drive away]. Black snakeroot, black cohosh. The root of *C. racemosa*, ord. *Ranunculaceæ*. A stomachic, antispasmodic, aphrodisiac, expectorant, and diuretic. Its action on the heart is similar to that of digitalis. It has been used in cardiac diseases, functional impotence, chorea, and ovarian neuralgia. **c., extract of** (*extractum cimicifugæ*, U. S. P.). Dose 4 gr. (0 25 Gm.). **c., fluidextract of** (*fluidextractum cimicifugæ*, U. S. P.). Dose 5–30 min. (0 32–2 0 Cc.). **c., liquid extract of** (*extractum cimicifugæ liquidum*, B. P.). Dose 3–30 min. (0.2–2.0 Cc.). **c., tincture of** (*tinctura cimicifugæ*, U S. P.) (20 % strength). Dose 15 min –1 dr. (1–4 Cc.).

cimicifugin (*sim-is-if'-u-jin*) [*cimex*, a bug; *fugare*, to drive away]. The precipitate from a tincture of the root of *Cimicifuga racemosa*, it is an antispasmodic, diaphoretic, nervine, emmenagogue, parturient, and narcotic. Dose 1 to 2 gr.

cimmol (*sim'-ol*). See *aldehyde, cinnamic*.

cimolite (*si'-mol-it*). A preparation of kaolin (aluminum silicate).

cina (*si'-nah*) [L.]. The plant *Artemisia santonica*. See *santonica*.

cinchamidine (*sin-kam'-id-ēn*) [*cinchona; amidin*], $C_{32}H_{22}N_2O_2$. An alkaloid found in the mother-liquor from which cinchonidine has been extracted.

cincholine (*sin'-ko-lēn*) [*cinchona*]. A pale yellow liquid alkaloid isolated from the mother-liquors of quinine

cinchona (*sin-ko'-nah*) [Countess *Chinchon*, 17th century]. Peruvian bark. The bark of several varieties of cinchona, a tree native to the eastern slopes of the Andes, the most valuable being *C. calisaya*. Other varieties are *C. condaminea*, pale bark, *C. ptayensis*, Pitayo bark, and *C. micrantha*. Cinchona bark contains 21 alka-

loids, of which four—quinine, cinchonine, quinidine, and cinchonidine—are the most important. Cinchona has the same physiological action and therapeutic uses as its chief alkaloid, quinine. See *quinine*. It is also an astringent, bitter, and stomachic tonic, stimulating appetite and promoting digestion, beneficial in atonic dyspepsia and adynamia, but especially useful in malarial affections. **c., decoction of** (*decoctum cinchonæ*, B. P.). Dose 1–2 oz. (30–60 Cc.). **c., fluidextract of** (*fluidextractum cinchonæ*, U. S. P.). Dose 10 min.–1 dr. (0.65–4.0 Cc.). **c., infusion of** (*infusum cinchonæ*, B. P.). Dose 1 dr.–1 oz. (4–30 Cc.). **c., liquid extract of** (*extractum cinchonæ liquidum*, B. P.). Dose 5–10 min. (0.3–0.6 Cc.). **c., red** (*cinchona rubra*, U. S. P.), the dried bark of *C. succirubra*. Dose 15 gr. (1 Gm.). **c., tincture of** (*tinctura cinchonæ*, U. S. P.) (20 % of bark). Dose ½–2 dr. (2–8 Cc.). **c., tincture of, compound** (*tinctura cinchonæ composita*, U. S. P.), Huxham's tincture. Dose 1 dr.–½ oz. (4–16 Cc.).

cinchonamine (*sin-kon'-am-ēn*) [*cinchona; amine*], $C_{19}H_{24}N_2O$. An alkaloid of cuprea bark. It occurs in glistening, colorless crystals that are nearly insoluble in water and but slightly soluble in ether.

cinchonate (*sin'-ko-nāt*). A salt of cinchonic acid.

cinchonic (*sin-kon'-ik*). Pertaining to cinchona.

cinchonicine (*sin-kon'-is-ēn*) [*cinchonin*], $C_{19}H_{22}N_2O$. An artificial alkaloid derived from cinchonine.

cinchonidine (*sin-kon'-id-ēn*), $C_{19}H_{22}N_2O$. An alkaloid derived from cinchona. It is a crystalline substance resembling quinine in general properties. **c. bisulphate, c. disulphate,** $C_{19}H_{22}N_2O.H_2SO_4 + 5H_2O$, prisms soluble in water and alcohol; antiperiodic. Dose 15–30 gr. (0.97–1.94 Gm.). Syn., *acid cinchonidine sulphate*. **c. salicylate,** has decided antiperiodic properties. **c. sulphate** (*cinchonidinæ sulphas*, U. S. P.), $(C_{19}H_{22}N_2O)_2.H_2SO_4 + 3H_2O$, less bitter than quinine, and valuable as an antipyretic. Dose 1–20 gr. (0.065–1.3 Gm.) or more. **c. tannate,** a tasteless, yellow, amorphous powder, soluble in alcohol; it is used in intermittent fevers. Dose 8–16 gr. (0.52–1.04 Gm.).

cinchonine (*sin'-ko-nēn*) [*cinchona*], $C_{19}H_{22}N_2O$. An alkaloid derived from cinchona. It is a colorless, crystalline body, similar to quinine in therapeutic effects, but less active. **c. bisulphate,** $C_{19}H_{22}N_2O\ H_2SO_4$, used as a cinchonine. **c. dihydrochloride,** is said to contain 60 % of cinchonine; antipyretic and antiseptic. **c. herapathite, c. iodosulphate.** See *antiseptol*. **c. hydrochloride,** used as is cinchonine. **c. nitrate,** $C_{19}H_{22}N_2O.HNO_3 + H_2O$, used as is cinchonine. **c. salicylate,** $C_{19}H_{22}N_2.C_7H_6O_3$; used in rheumatism in malarial regions. Dose 5–20 gr. (0.32–1.3 Gm.). **c. sulphate** (*cinchoninæ sulphas*, U. S. P.), $(C_{19}H_{22}N_2O)_2.H_2SO_4 + 2H_2O$. It is soluble with difficulty in water, but soluble in adiculated water. Dose 5–30 gr. (0.32–2.0 Gm.). **c. tannate,** yellow powder, soluble in alcohol; used in the same manner as is cinchonine.

cinchonism (*sin'-ko-nism*) [*cinchona*]. The systemic effect of cinchona or its alkaloids when given in full doses. The symptoms produced are a ringing in the ears, with deafness, headache, giddiness, dimness of sight, and a weakening of the heart's action.

cinchonize (*sin'-ko-nīz*) [*cinchona*]. To bring under the influence of cinchona or its alkaloids.

cinchonology (*sin-ko-nol'-o-je*) [*cinchona; λόγος*, science]. The science of the derivatives of cinchona.

cinchophen (*sin-'ko-fen*). Preferred term for phenylcinchoninic acid or atophan.

cinchotannic acid (*sin-ko-tan'-ik*). A tannic acid derived from cinchona bark.

cinchotannin (*sin-ko-tan'-in*), $C_{14}H_{16}O_9$. A glucoside existing in cinchona bark in the proportion of 3 to 4 %; a brownish-red substance, soluble in water and alcohol, and forming white precipitates with tartar emetic and gelatin. Syn., *cinchotannic acid; quinotannic acid*.

cinchotoxin (*sin-ko-toks'-in*). A poisonous isomere of cinchonine.

cinclisis (*sin'-klis-is*) [*κίγκλισις*, any quick, repeated motion]. Quick, spasmodic movement of any part of the body, but particularly rapid winking. Hippocrates' term for quick motion of the chest, as in dyspnea. Syn., *cinclesmus*.

cincophen (*sin'-ko-fen*). Preferred term for phenylcinchoninic acid or atophan.

cincture (*singk'-tūr*) [*cinctura*, a girdle]. A belt or girdle. **c.-feeling,** a sensation as if the waist were encircled by a tight girdle. See *girdle-pain*.

cine- for words beginning thus, see also *kine*.

cinemadiog'raphy. See *kinemadiography*.

cinematics (*sin-e-mat'-iks*). See *kinetics*.

cinematograph. See *kinematograph*.

cineol (*sin'-e-ol*) [*cina*, wormseed; *oleum*, oil], $C_{10}H_{18}O$. The principle constituent of wormseed, cajuput, and eucalyptus oils

cineplastics (*sin-e-plas'-tiks*). Same as kineplasty, *q. v.*

cineraceous (*sin-er-a'-shus*) [*cinerea*]. Ash-gray in color.

Cineraria (*sin-er-a'-re-ah*) [*cinerarius*, pertaining to ashes]. A genus of composite plants. **C. maritima,** the juice of this plant has been used in Venezuela in the belief that, dropped in the eye, it would cause the absorption of cataract.

cinerea (*sin-e'-re-ah*) [*cinereus*, ashen]. The gray substance of the brain, spinal cord, and ganglia. **c., lamina,** a thin layer of gray substance extending backward above the optic commissure from the termination of the corpus callosum to the tuber cinereum.

cinereal (*sin-e'-re-al*). Ashy.

cineritious (*sin-er-ish'-us*) [*cineres*, ashes]. Ash-like or pertaining to ashes. **c. substance,** the cortex of the brain, from the color of the same. **c. tubercle,** the tuber cinereum.

cinesalgia. See *kinesalgia*.

cinesia (*sin-e'-se-ah*). See *kinesis*.

cinesiatrics. See *kinesiatrics*.

cinesiology (*sin-es-e-ol'-o-je*). See *kinesiology*.

cinesis (*sin-e'-sis*). See *kinesis*.

cinesitherapy (*sin-es-e-ther'-a-pe*). See *kinesitherapy*.

cinetica (*sin-et'-ik-ah*) [*κινεῖν*, to move]. Medicines or diseases that affect the motor apparatus.

cingula (*sin'-gū-lah*). 1. A band, girdle, or zone. 2. Burdach's name for the upper part of the fornicate gyrus.

cingule (*sin'-gūl*) [*cingulum*]. The groove separating the primitive cusp or tubercle frequently found on the lingual face of the upper incisor teeth. Syn., *cingulum; cingulus*.

cingulum (*sin'-gū-lum*) [*cingere*, to gird]. 1. A girdle or zone; the waist. 2. Herpes zoster or shingles. 3. See *cingule*. 4. A fibrous bundle in the fornicate gyrus of the brain. Syn., *bundle*

of the gyrus fornicatus; fasciculus arcuatus. **c. extremitatis inferioris,** the pelvic girdle. **c. extremitatis superioris,** the shoulder girdle. **c. Halleri,** the abdominal muscles. **c. veneris.** See *corona veneris.*

Ciniselli's method (*che-ne-sel'-le*) [Luigi *Ciniselli,* Italian surgeon, 1803–1878]. Galvanopuncture in treatment of aneurysm.

cinnabar (*sin'-ab-ar*) [κιννάβαρι, a pigment]. Mercuric sulphide, HgS.

cinnabarsana (*sin-ab-ar-san'-ah*). A preparation said to consist of arsenic trioxide, cinnabar, charcoal, and water; it has been used as a cancer remedy.

cinnamein (*sin-am-e'-in*), $CHO_2(CH)$. A constituent of balsams of Peru and Tolu, and is obtained from sodium cinnamate by heating with benzyl chloride. Syn., *benzyl cinnamate.*

cinnamene (*sin-am'-ēn*). See *styrol.*

cinnamic (*sin-am'-ik*) [*cinnamon*]. Pertaining to or derived from cinnamon. **c. acid.** See *acid, cinnamic.* **c. aldehyde** (*cinnaldehydum,* U. S. P.). See *aldehyde, cinnamic.*

cinnamol (*sin'-am-ol*). 1. See *styrol.* 2. See *aldehyde, cinnamic.*

cinnamomum (*sin-am-o'-mum*). See *cinnamon.*

cinnamon (*sin'-am-on*). The inner bark of the shoots of several species of *Cinnamomum,* native to Ceylon and China, the latter variety being known in commerce under the name of *cassia.* Two varieties are official: *Cinnamomum saigonicum,* Saigon cinnamon, and *C. zeylanicum,* Ceylon cinnamon. Its properties are due to a volatile oil. It is an agreeable carminative and aromatic stimulant, used in flatulence, colic, enteralgia, etc. **c., aromatic, fluidextract of,** contains aromatic powder, 10; alcohol, 8 parts. Dose 10–30 min. (0.65–2.0 Cc.). **c., aromatic, powder of,** made up of aromatic powder, cinnamon, of each, 35; cardamom, nutmeg, of each, 15. Dose 10–30 gr. (0.65–2.0 Gm.). **c., compound powder of** (*pulvis cinnamomi compositus,* B. P.), cinnamon-bark, cardamom-seeds, and ginger. Dose 3–10 gr. (0.2–0.5 Gm.). **c., oil of** (*oleum cinnamomi,* U. S. P.), the volatile oil of cinnamon Dose 1–5 min. (0.065–0.32 Cc.). **c., spirit of** (*spiritus cinnamomi,* U. S. P.), 10% of the oil in spirit. Dose 5–30 min. (0.32–2.0 Cc.). **c., tincture of** (*tinctura cinnamomi,* U. S P.), 20% of powdered Saigon cinnamon in glycerol, alcohol, and water. Dose ½–2 dr. (2–8 Cc.). **c. water** (*aqua cinnamomi,* U. S. P.), 2 parts of oil in 1000 of water. Dose 1–2 oz. (30–60 Cc.).

cinnamyl (*sin'-am-il*) [*cinnamon*], C_9H_7O. The radical believed to exist in cinnamic acid. **c. cinnamate.** See *styracin.* **c.-eugenol,** $C_{19}H_{18}O_2$. It is antiseptic and is used hypodermatically instead of eugenol in tuberculosis. Injection, 2–8 min. (0.12–0.5 Cc.) of olive-oil solution. **c. hydrate,** cinnamic acid. **c. hydride,** cinnamic aldehyde. **c.-metacresol,** the metacresol ester of cinnamic acid; a nontoxic, nonirritating antiseptic substance recommended in treatment of tuberculosis. Syn., *hetocresol.*

cion (*si'-on*) [κίων, the uvula]. The uvula.

cionectomy (*si-on-ek'-to-me*) [κίων, the uvula. ἐκτομή, a cutting out]. Ablation of the uvula.

cionitis (*si-on-i'-tis*) [κίων, the uvula; ῖτις, inflammation]. Inflammation of the uvula

cionoptosis (*si-on-op-to'-sis*) [κίων, uvula; πτῶσις a falling]. Prolapse of the uvula.

cionorrhaphia (*si-on-or-af'-e-ah*) [κίων, the uvula; ῥαφή, a suture]. See *staphylorrhaphy.*

cionotome (*si-on'-o-tōm*) [κίων, the uvula; τομή, a cutting]. An instrument for cutting off the uvula.

cionotomy (*si-on-ot'-o-me*) [κίων, uvula; τομή, a section]. Incision of the uvula.

ciose (*si'-ōs*). Trade name of a dry preparation containing the protein substance of lean beef in a soluble form.

Cipollina's test for glucose (*sip-ol-e'-nah*). Mix 4 Cc. of dextrose solution (or urine), 5 drops of phenylhydrazine (base), and ½ Cc. of glacial acetic acid in a test-tube. Heat over a low flame for one minute. Add 4 or 5 drops of sodium hydroxide (sp. gr. 1.16) taking care that the fluid remains acid. Heat the mixture again for a moment and then cool. Crystals of glucosazone usually form at once. If they do not, allow test-tube to stand at least twenty minutes before final decision is reached

circellus (*ser-sel'-us*) [L.; pl., *circelli*]. A small circle. **circelli cerebelli,** the laminæ of the cerebellum. **c. venosus hypoglossi,** a venous plexus encircling the hypoglossal nerve in the anterior condylar foramen; it communicates with the occipital sinus and with the jugular vein.

circinate (*sir'-sin-āt*) [*circinatus,* circular]. Having a circular outline or a ring formation. **c. eruption,** see *wandering rash.*

circinus (*sir'-sin-us*) [κίρκινος, circle]. Herpes zoster; zona.

circle (*ser'-kl*) [κίρκος, a circle]. A ring; a line, every point of which is equidistant from a point called the center. **c., ciliary,** the ciliary ligament. **c. of diffusion.** See *diffusion-circle.* **c. of Haller.** See *Haller, circle.* **c. Huguier's.** See *Huguier, circle.* **c. of Willis.** See *Willis, circle.* **c. of Zinn.** See *Haller, circle of* (1).

circocele (*sur'-ko-sēl*). See *cirsocele.*

circuit (*ser'-kit*) [*circuitus,* a going round] The course of an electric current. **c.-breaker,** an apparatus for interrupting the circuit of an electric current.

circular (*ser'-kū-lar*). 1. Ring-shaped 2 Pertaining to a circle. 3. Marked by alternations of despondency and excitation, as in circular insanity. **c. amputation,** amputation with an incision surrounding the limb. **c. insanity.** See *insanity, circular.* **c. sinus.** See *sinus, circular.*

circulation (*ser-kū-la'-shun*) [*circulatio,* a circular course]. Passage in a circle, as the *circulation* of the blood. **c., collateral,** that taking place through branches and secondary channels after stoppage of the principal route. **c., fetal,** that of the fetus, including the circulation through the placenta and umbilical cord. **c., first, c., primitive,** that of the embryo, a closed system, carrying nutriment and oxygen to the embryo. **c., placental,** the fetal circulation. **c., portal,** the passage of the blood from the gastrointestinal tract and spleen through the liver, and its exit by the hepatic vein. **c., pulmonary,** the circulation of blood through the lungs by means of the pulmonary artery and veins, for the purpose of oxygenation and purification. **c., second,** the fetal circulation, replacing the omphalomesenteric system. **c., systemic,** the general circulation, as distinct from the pulmonary circulation. **c., third,** that of the adult. **c., vitelline,** first or primitive circulation.

circulatory (*ser'-kū-la-to-re*). Pertaining to the circulation.

circulus (*ser'-kū-lus*) [L.]. 1. A circle. 2. See *Willis, circle of.* **c. arteriosus Halleri, c Zinnii,**

the circle of Haller. **c. arteriosus iridis major,** an arterial circle around the circumference of the iris. **c. arteriosus iridis minor,** one around the free margin of the iris. **c. articuli vasculosus,** that formed by the blood-vessels in the synovial membrane about the cartilages of a joint. **c. arteriosus Willisii,** the circle of Willis, an arterial circle at the base of the brain. **c. gangliosus ciliaris,** a circular nerve-plexus in the ciliary muscle. Syn., *orbiculus ganglıosus.* **c. osseus,** the tympanic ring. **c. venosus Halleri, c. venosus mammæ,** an anastomosis of veins around the nipple. **c. venosus Ridleyi,** a venous anastomosis around the sella turcica of the sphenoid bone.

circum- (*ser-kum-*) [L.]. A prefix meaning around, about

circumagentes (*sir-kum-aj-en'-tēz*) [L., "causing to revolve"]. 1. The oblique muscles of the eye. 2. The infraspinatus and supraspinatus muscle that revolve the arm.

circumanal (*sır-kum-a'-nal*) [*cırcum; anus*, the fundament] Periproctous; surrounding the anus.

circumarticular (*sir-kum-ar-tik'-ū-lar*) [*circum-; artıculus*, a joint]. Around a joint.

circumaxile (*ser-kum-aks'-ıl*) [*cırcum-; axis*]. Encircling an axis.

circumaxillary (*sir-kum-aks'-il-ar-e*) [*cırcum-; axilla*]. Surrounding the axilla.

circumbuccal (*sır-kum-buk'-al*) [*cırcum-; bucca*, the cheek] Surrounding the mouth.

circumbulbar (*sir-kum-bul'-bar*). Surrounding a bulb, especially the eyeball.

circumcision (*sır-kum-sızh'-un*) [*cırcum-; cædere*, to cut]. The removal of the foreskin; excision of a circular piece of the prepuce.

circumclusion (*sır-kum-klu'-zhun*) [*circum-; cludere*, to close]. A form of acupressure in which the pin is passed beneath the vessel, a wire loop placed over its point, and its ends brought over the artery and made fast.

circumcorneal (*sır-kum-kor'-ne-al*) [*circum-; corneus*, horny]. Around or about the cornea.

circumduction (*sir-kum-duk'-shun*) [*circum-; ducere*, to lead]. The movement of a limb in such a manner that its distal part describes a circle, the proximal end being fixed.

circumference (*sir-kum'-fer-ens*) [*circumferre*, to carry around]. The distance around a part.

circumferential (*sur-kum-fer-en'shal*). Pertaining to a circumference; peripheral.

circumflex (*sır'-kum-fleks*) [*cırcum-; flectere*, to bend]. Winding around. The name given to a number of arteries, veins, and nerves, on account of their course.

circumgyration (*sir-kum-ji-ra'-shun*) [*circum-; gyrare*, to turn]. See *vertıgo.*

circuminsular (*sir-kum-in'-sū-lar*) [*circum-; insula*, island]. Surrounding the island of Reil.

circumlental (*sir-kum-len'-tal*) [*circum-; lens*, a lentil; lens]. Surrounding the lens. **c. space.** See *space.*

circumnuclear (*sir-kum-nū'-kle-ar*) [*circum-; nucleus*, kernel]. Surrounding the nucleus.

circumnutation (*sır-kum-nū-ta'-shun*) [*cırcum-; nutare*, to nod]. A bending successively toward all points of the compass. Applied to the movements of young and growing organs.

circumocular (*sir-kum-ok'-ū-lar*) [*circum-; oculus*, eye]. Surrounding the eye.

circumoral (*sır-kum-o'-ral*) [*circum-; os*, mouth]. Surrounding the mouth.

circumorbital (*sir-kum-or'-bit-al*) [*circum-; orbita*, orbit]. Around the orbit.

circumpolarization (*sir-kum-po-lar-i-za'-shun*) [*circum-; polus*, pole]. 1. The rotation of a ray of polarized light. 2. The quantitative estimation of sugar in a suspected liquid by the degree of the rotation of polarized light, sugar rotating the ray to the right, albumin to the left.

circumrenal (*sir-kum-re'-nal*) [*circum-; ren*, the kidney]. Around or about the kidney.

circumscribed (*sir'-kum-skrībd*) [*circum-; scribere*, to write]. Strictly limited or marked off; well defined; distinct from surrounding parts, as a *circumscribed* inflammation or tumor.

circumtonsillar (*sır-kum-tons-ıl'-lar*) [*circum-; tonsil*]. Surrounding the tonsil.

circumvallate (*sir-kum-val'-āt*) [*circum-; vallum*, wall]. Surrounded by a wall or prominence. **c. papillæ,** certain papillæ at the base of the tongue.

circumvascular (*sır-kum-vas'-kū-lar*) [*circum-; vasculum*, vessel]. Surrounding a blood vessel, or other vessel.

cirrholysin (*sır-ol'-ıs-in*). See *fibrolysin.*

cirrhonosus (*sir-on'-o-sus*) [*κιῤῥός*, yellow; *νόσος*, disease]. 1. A fetal disorder, marked by yellowness of the serous membranes. 2. Abnormal post-mortem yellowness of any surface or tissue.

cirrhose (*sır-ōs'*) [*cirrus*, a tendril]. In biology, provided with tendrils.

cirrhosis (*sir-o'-sis*) [*κιῤῥός*, reddish-yellow from the color of the cirrhotic liver] Chronic inflammation of an organ, characterized by hardening due to an overgrowth of the connective tissue. **c., alcoholic.** See *c., atrophic.* **c., annular.** See *c., multilobular.* **c, atrophic,** a form of cirrhosis of the liver occurring in hard drinkers, characterized by great over-growth of the interstitial substance, with atrophy of the parenchyma. **c., biliary,** a form of cirrhosis of the liver due to chronic retention of bile from long-continued obstruction of the bile-ducts. **c., Budd's.** See *Budd's cirrhosis.* **c., cardiac, c. cordis,** hypertrophy of the connective tissue between the muscular fibers of the heart. **c. cardiotuberculous,** that accompanied by the tuberculosis and symptoms of cardiac disease. **c., Charcot's.** See *Hanot's disease.* **c., fatty,** that in which the hepatic or other cells become infiltrated with fat. **c., Glissonian,** perihepatitis. **c., Hanot's.** See *Hanot's disease.* **c. hepatis,** interstitial hepatitis. **c., hypertrophic,** a form of cirrhosis in which the liver is permanently enlarged. The disease is probably infectious, and is characterized by an overgrowth of the connective tissue which has no tendency to contract. **c., irritative,** interstitial hepatitis due to irritation by some toxic substance which has been carried to the liver by the hepatic or portal veins. **c., Laennec's.** See *Laennec's disease.* **c. of the lung,** interstitial pneumonia. **c. mammæ,** chronic interstitial mastitis. **c., mixed,** that presenting features of both the atrophic and the hypertrophic form. **c., multilobular,** a form of interstitial hepatitis in which many lobules are surrounded by a fibrous ring. **c., muscular,** the induration of connective tissue, fatty degeneration, and atrophy of the muscular fibers which take place in muscular contracture. **c., obstructive,** cirrhosis of the liver due to the obstruction of the passage of blood or bile from the liver. **c., periportal,** atrophic cirrhosis, so called because the hyperplasia of the connective tissue follows the portal vessels. **c., pigmentary diabetic,** cirrhosis of the liver with pigmentation of the skin. **c., pulmonary, c. pulmonum,** interstitial pneumonia. **c., renal, c. renum,**

interstitial nephritis. **c. of the spleen,** chronic hypertrophy and induration of the spleen, with thickening of the capsule. **c. of the stomach,** chronic interstitial gastritis. **c., Todd's.** See *Todd's cirrhosis.* **c., tuberculous,** cirrhosis of the liver due to tuberculosis. It is rare; the majority of cases have occurred in children. **c., turbinated,** defective turbinated bodies due to disappearance or diminishment of the erectile structure in cases of atrophic rhinitis. **c. ventriculi.** See *c. of the stomach.*

cirrhotic (*sir-ot'-ik*) [*cirrhosis*]. Affected with, or relating to, cirrhosis. **c. kidney,** chronic interstitial nephritis.

cirrus (*sir'-us*) [L.]. 1. A lock or tuft of hair. 2. The male genital organ of *Cestodes,* usually adherent to the anterior end of the cirrus-pouch. **c.-pouch,** a structure made up of muscle and connective tissue attached to the male genital aperture of the *Cestodes* and serving to protrude the cirrus.

cirsaneurysma (*sirs-an-ū-riz'-mah*). See *aneurysm, cirsoid.*

cirsectomy (*sur-sek'-to-me*) [κιρσός, a varix; ἐκτομή, a cutting out]. Excision of a piece of a varicose vein.

cirsocele (*sir'-so-sēl*) [*cirsoid;* κήλη, tumor]. A varicose tumor, especially of the spermatic cord.

cirsoid (*sir'-soid*) [κιρσός, a varix; εἶδος, form]. Resembling a varix or dilated vein.

cirsomphalos (*sir-som'-fal-os*) [*cirsoid;* ὀμφαλός, navel]. A varicose condition of the navel.

cirsophthalmia (*sir-soff-thal'-me-ah*) [κιρσός, varix; ὀφθαλνός, the eye]. 1. Ophthalmia, with an apparent varicose condition of the conjunctival vessels. 2. Corneal staphyloma, with an appearance of varicosity of the surface.

cirsotome (*sir'-so-tōm*) [κιρσός, a varix; τομή, a cutting]. A cutting instrument for the operation of cirsotomy.

cirsotomy (*sir-sot'-o-me*) [*cirsoid;* τέμνειν, to cut]. Excision of a varix.

cis-. A prefix used to designate relative asymmetry in unsaturated carbon compounds.

cissa (*sis-ah*) [L.]. See *pica.*

cissampeline (*sis-am'-pel-ēn*). An alkaloid from pareira root, identical with beberine.

Cissampelos (*sis-am'-pel-os*) [κισλός, ivy; ἀμπέλος, a vine]. A genus of climbing menispermaceous plants. The root of **C. capensis,** of South America, is cathartic and emetic. **C. pareira,** of tropical America, false pareira brava (*q. v.*), is tonic and diuretic.

cistern (*sis'-tern*) [*cisterna,* a vessel; receptacle]. 1. A reservoir. 2. Any dilatation of the space between the pia and arachnoid. **c. of Pecquet,** the receptaculum chyli. **c., seminal,** the posterior culdesac of the vagina. Syn., *receptaculum seminis.*

cisterna (*sis-ter'-nah*) [L.]. Same as *cistern.* In the plural, *cisternæ,* the subarachnoid spaces. **c. ambiens.** 1. One of the pockets situated over the optic lobes. 2. See *canal, arachnoid.* **c. basilis,** that part of the anterior subarachnoid space holding the circle of Willis; it is divided by the chiasm into two parts, the *cisterna anterior* and the *cisterna inferior.* **c. cerebellaris, c. cerebellomedullaris,** cerebellomedullary cistern, or *cisterna magna;* see *post-cisterna.* **c. chiasmatis,** the interpeduncular space **c. chyli,** see *receptaculum chyli.* **c. corporis callosi,** the third ventricle. **c. fossæ lateralis cerebri, c. fossæ Sylvii,** cistern of the lateral fossa of the cerebrum; see *c. Sylviana.* **c. intercruralis, c. interpeduncularis,** the anterior subarachnoid space at the base of the brain. **c. intercruralis profunda,** that part of the subarachnoid space lying directly above the space included between the crura cerebri. **c. intercruralis superficialis,** that part of the subarachnoid space included between the pons and the chiasm. **c. lateralis pontis,** a small space extending along the outer edge of the pons. **c. lumbaris,** see *receptaculum chyli.* **c. magna.** 1. A large cisterna where the arachnoid spreads across from the caudad border of the cerebellum to the oblongata. 2. The fourth ventricle. **c. perilymphatica,** in the ear, a large space adjacent to the foot-plate of the stapes. **c. pontis,** the anterior subarachnoid space. **cisternæ subarachnoidealæ,** the subarachnoid spaces. **c., superior,** that included in the angle between the splenium, the superior surface of the cerebellum, and the posterior aspect of the quadrigeminum. **c. Sylviana,** the part of the subarachnoid space lying immediately above the Sylvian fissure. Syn., *c. fossæ lateralis cerebir.* **c. venæ magnæ cerebri,** see *canal, arachnoid.*

Cistus (*sis'-tus*) [κίστος, the rock-rose]. A genus of plants of the order *Cistaceæ,* growing in the old world. **C. areticus, C. cyprius, C. ladaniferus,** and **C. ledon,** afford the resinous substance labdanum, or ladanum.

citarin (*sit'-ar-in*). Trade name of sodium anhydromethylenecitrate. Used in the treatment of gout.

Citelli's syndrome (*sit-el'-le*). Mental backwardness, poor memory, drowsiness or insomnia, and lack of power of concentration, observed in persons with adenoids, or nasal or sphenoidal sinus affections.

citraconic acid (*sit-ra-kon'-ik*). Pyrocitric acid, $C_5H_6O_4$, derived from citric acid by distillation.

citral (*sit'-ral*) [*citrus,* a lemon], $C_{10}H_{16}O$. An aldehyde found in oil of lemon and many of the essential oils; a golden-yellow liquid giving aroma and value to oil of lemon.

citrate (*sit'-rāt*). Any salt of citric acid.

citrated (*sit'-ra-ted*). 1. Containing a citrate or prepared from a citrate. 2. Referring to a blood serum (or other fluid) to which has been added a solution of potassium citrate.

citresia (*sit-re'-se-ah*). Magnesium acid citrate, the hydrated acid magnesium salt of citric acid. Dose 6 to 12 drams.

citric (*sit'-rik*) [*citrus*]. Pertaining to or derived from lemons or citrons. **c. acid.** See *acid, citric.*

citrine (*sit'-rēn*) [*citrus*]. Yellow; of a lemon-color. **c. ointment** (*unguentum hydrargyri nitratis,* U. S. P.), a preparation consisting of mercury dissolved in nitric acid and mixed with some fatty substance. It is made by adding 7 parts of nitric acid to 76 parts of warmed lard oil, and then mixing it with 7 parts of mercury dissolved in 10 parts of nitric acid.

citrocoll (*sit'-ro-kol*). Phenocoll citrate: used as an antipyretic and antineuralgic.

citrol (*sit'-rol*). Itrol citrate, a silver preparation used in gonorrhea.

citronella (*sit-ron-el'-ah*) [dim. of κίτρον, the citron-tree]. A fragrant grass. **c. oil,** the essential oil of various grasses, mostly of the genus *andropogon;* used chiefly as a perfume, and as a protection against insects; antirheumatic.

citronellol (*sit-ron-el'-ol*), $C_{10}H_{18}O$. A body isomeric with borneol, obtained from oil of citronella.

citrophen (*sit'-ro-fen*), $C_2H_4OH—CONH—OC_7H_3C_6H_4$. Paraphenetidin citrate. It is antipyretic and antineuralgic. Dose 3–15 gr. (0.2–1.0 Gm.).

citrospirine (*sit-ro-spi'-rēn*). A compound of acetyl-salicylic acid and citrated caffeine.

citrullin (*sit-rul'-in*). A resinoid from *Citrullus colocynthis*. It is a cathartic extensively used in veterinary practice. Syn., *amorphous colocynthidin*.

citrullus (*sit-rul'-lus*) [L.]. A genus of the *Cucurbitaceæ*, comprising but two species, indigenous to tropical Asia and southern Africa. **C. colocynthis**, the bitter cucumber or gourd, furnishes colocynth.

citrurea (*sit-ru'-re-ah*). A combination of citric acid, urea, and lithium.

Citrus (*sit'-rus*) [L.]. A genus of aurantiaceous trees. See *aurantium*, *bergamot*, *lime*, *limo*.

cittosis (*sit-to'-sis*) [κίττα, κίσσα, pica]. Pica; a longing for strange or improper food.

civet (*siv'-et*). A semi-liquid, unctuous secretion, from the anal glands of *Viverra civetta*, *V. zibetha*, and *V. rasse*, carnivorous old-world animals, themselves called civets. It is now used as a perfume; formerly as an antispasmodic and stimulant, like musk.

Civinini's spine. A small spine on the outer border of the external pterygoid plate, giving attachment to the pterygospinous ligament.

Cl. Chemical symbol for chlorine.

cl. Abbreviation for *centiliter*.

Clado's band (*klah'-do*). The suspensory ligament of the ovary with its peritoneal covering. **C.'s ligament**, a fold of mesentery extending from the broad ligament of the uterus on the right side to the appendix.

cladode (*klad'-ōd*) [κλάδος, a branch; εἶδος, form]. In biology, branch-like.

Cladonia (*klad-o'-ne-ah*) [κλάδος, a branch]. A genus of lichens. **C. rangiferina**, the reindeer-moss; a lichen that grows extensively in Asia, Europe and N. America. It is used as a food in famine-seasons, and is locally distilled, affording an alcoholic spirit

cladosporium cancerogenes (*klad-o-spo'-re-um kanser-oj'-en-ēz*). A fungus said to be the cause of carcinoma. Syn., *canceromyces*.

Cladothrix (*klad'-o-thriks*) [κλάδος, branch; θρίξ, a hair]. A genus of *Schizomycetes* having long, apparently branching filaments.

clairaudience (*klār-aw'-de-ens*) [Fr. *clair*, clear; *audience*, hearing]. The alleged telepathic hearing of sounds uttered at a great distance.

clairvoyance (*klār-voi'-ans*) [Fr. *clair*, clear; *voir*, to see]. The alleged ability (in certain states), to see things not normally visible; the pretended ability to see the internal organs of a patient, and thus diagnosticate his ailments.

clamp (*klamp*) [Ger., *Klampe*]. 1. An instrument for compressing the parts in surgical operations to prevent hemorrhage, etc. 2. A metal appliance for fastening an artificial tooth to a natural one.

clang (*klang*). A sharp metallic sound; a hoarse voice. **c.-deafness**, a defect of hearing in which sounds are heard, but their more delicate qualities are not perceived. **c.-tint**, the timbre, or delicate shading of a tone. See *timbre*.

clap (*klap*). Gonorrhea. **c.-threads**, slimy threads consisting of mucus and pus-cells in the urine of gonorrheal patients.

clapotage, clapotement (*klap-ot-ahzh'*, *klap-ōt-mon(g)'*) [Fr.]. The splashing sound of a liquid in succussion.

Clapton's line. Greenish discoloration of the gums and teeth, especially the incisors, in chronic copper-poisoning

claquement (*klahk'-mon(g)*) [Fr., clapping, slapping]. 1. In massage, percussion with the flat of the hand. 2. The clack or flapping sound caused by sudden closure of the heart-valves.

claret (*klar'-et*) [*clarus*, clear]. A light wine of a red color.

clarificant (*klar'-if-ik-ant*) [*clarus*, clear; *facere*, to make]. A substance used for the purpose of clearing solutions turbid from insoluble matter.

clarification (*klar-if-ik-a'-shun*) [*clarus*, clear; *facere*, to make]. The operation of removing the turbidity of a liquid or naturally transparent substance. It may be accomplished by allowing the suspended matter to subside, by the addition of a clarificant or substance that precipitates suspended matters, or by moderate heating.

clarify (*klar'-if-i*) [*clarus; facere*, to make]. To free a liquid or solution from insoluble substances; to make clear.

clarifying (*klar-if-i'-ing*) [*clarus*, clear; *facere*, to make]. Clearing; purifying. **c. reagent**, any preparation used for purifying microscopical and anatomical preparations that have been mounted in gummy media. Oil of cloves, turpentine, creosote, xylol, and oil of bergamot are the chief.

Clarke's corroding ulcer [Sir Charles Mansfield *Clarke*, English physician, 1782–1857]. Progressive ulcer of the cervix uteri. **C.'s tongue**, the hard, fissured, and nodular tongue of syphilitic glossitis sclerosa.

Clark's sign [Alonzo *Clark*, American physician, 1807–1887]. A tympanitic sound over the hepatic region in tympanties due to perforative peritoneal inflammation.

Clarke's vesicular column [Jacob Augustus Lockhart *Clarke*, English physician, 1817–1880]. A column of gray substance occupying the region to the outer and posterior side of the central canal of the spinal cord, at the inner part of the base of the posterior cornu, it contains fusiform cells, and is the trophic center for the direct cerebellar tract.

clasmacytosis (*klas-mah-si-to'-sis*). Same as *clasmatocytosis*.

clasmatoblast (*klas-mat'-o-blast*). Mast cell; see *cell*.

clasmatocyte (*klas-mat'-o-sīt*) [κλάσμα, fragment; κύτος, cell]. A form of very large connective-tissue corpuscles that tend to break up into granules or pieces.

clasmatocytosis (*klas-mat-o-si-to'-sis*) [κλάσμα, fragment; κύτος, a cell]. The breaking up of clasmatocytes, and the formation of islands of granules from their debris.

clasmatosis (*klas-mat-o'-sis*). See *clasmatocytosis*.

clasp (*klasp*) [ME., *claspen*, to grasp firmly]. **c.-knife rigidity**, a spastic condition of a limb, as a result of which extension is completed with a "spring," as in a knife-blade. It is met in the cerebral palsies of children.

classification (*klas-if-ik-a'-shun*) [*classis*, a class; *facere*, to make]. An orderly arrangement of names, objects, diseases, etc., according to their properties and peculiarities.

clastic (*klas'-tik*) [κλαστός, broken]. Breaking up into fragments; causing division

clastothrix (*klas'-to-thriks*). Synonym of *Trichorrhexis nodosa*.

Clathrocystis (*klath-ro-sis'-tis*) [κλῆθρα, a trellis; κύστις, pouch]. A genus of microorganisms with

round or ovpl cells, forming zoogleæ in the form of circular layers

claudication (*klaw-dik-a'-shun*) [*claudicare*, to limp] 1 Lameness 2 An obstruction c, **Charcot's intermittent, c, intermittent,** intermittent paresthesia of the legs attended with pain, tremor, and excessive perspiration due to arteriosclerosis, a condition first noted by French writers in apparently healthy horses and afterward observed in man Syn, *angina cruris, angiosclerotic paroxysmal myasthenia, intermittent lameness, intermittent limping* **c., spontaneous,** the lameness that occurs as an early symptom of coxarthrocace in children

Claudius' cells [Friedrich Matthias *Claudius*, German anatomist, 1822–1869] Polyhedral or conoidal cells lining the outer angle of the scala media of the cochlea **C.'s fossa,** the ovarian fossa, a triangular space containing the ovary, it is bounded anteriorly by the round ligament, above by the external iliac vein, and below by the ureter

claustral (*klaws'-tral*). Pertaining to the claustrum

claustrophilia (*klaws-tro-fil'-e-ah*) [*claustrum*, φιλεῖν, to love] A morbid dread of open places, it is noted in neurasthenia

claustrophobia (*klaws-tro-fo'-be-ah*) [*claustrum*, φόβος, fear] Morbid distress at being in a room or confined space

claustrum (*klaws'-trum*) [*claudere*, to shut, pl, *claustra*] A barrier, applied to several apertures that may be closed against entrance Also, a layer of cinerea (gray nervous matter) between the insula and the lenticula c **gutturis,** the opening of the pharynx c **oris,** see *velum palati* **c. virginale, c. virginitatis,** the hymen

clausura (*klaw-sū'-rah*) [L] Closure, atresia, as of a passage c **tubalis,** closure of a Fallopian tube **c. uteri,** an imperforate state of the uterine cervix

clava (*kla'-vah*) [L, a club'] An enlargement of the funiculus gracilis

claval (*kla'-val*) Pertaining to the clava

clavate (*klav' āt*) [*clava*] Club-shaped or becoming gradually thicker toward one end **c. nucleus,** a collection of nerve cells within the clava

clavation (*klav a'-shun*) [*clavatio, clavus*, a nail] Same as *gomphosis*

clavelization (*klav-el-iz-a'-shun*) [Fr, *clavelée*, sheep-pox] Inoculation with sheep pox virus, ovination

claven, or **claviculen** (*kla'-ven, kla-vik'-ū-len*) [*clavis*, clavicle] Belonging to the clavicle in itself

Claviceps (*klav'-is-eps*) [*clava, caput*, head] A genus of fungi **C. purpurea,** the fungus producing the ergot of rye

clavicle (*klav'-ik l*) [*clavicula, clavus*, a key] The collar-bone **c.-crutch,** Cole's device for supporting a broken clavicle, it is so furnished with pads and adjustments as to render bandaging unnecessary

clavicotomy (*klav-ik-ot'-o-me*) [*clavicle, τομή*, a cutting] Surgical section of the clavicle

clavicula (*klav-ik'-ū-lah*) The clavicle **c. capitis,** the projection formed by the pterygoid and entopterygoid bones on the pleurapophysis of the hemal arch of the nasal vertebra

clavicular (*kla-vik'-ū-lar*) [*clavicle*]. Relating to the clavicle

claviculate (*klav-ik'-ū-lāt*) 1 Having a clavicle. 2. Wrinkled; corrugated

claviculus (*kla-vik'-ū-lus*) [dim of *clavus*, a nail; *pl*, *claviculi*] One of Sharpey's fibers, *q v.*

claviform (*klav'-e form*) See *clavate*

clavin (*kla'-vin*), $C_{11}H_{12}N_2O_4$ One of the active principles of ergot, it is said to be nontoxic

clavine (*kla'-vēn*). A constituent of ergot, said to be a mixture of leucin and aspartic acid, and to be physiologically inert

clavipes (*klav'-e-pēz*) [*clava, pes*, a foot] Having club-shaped feet

clavis uteri (*kla'-vis u'-ter-i*) Womb-key, an electrotherapeutic intrauterine device, designed for the application of electricity in certain pathological conditions of the uterus and adnexa

clavus (*kla'-vus*) [L, 'a nail, a wart, a corn'] Corn, a hyperplasia of the horny layer of the epidermis, in which there is an ingrowth as well as an outgrowth of horny substance, forming circumscribed epidermal thickenings, chiefly about the toes **c. hystericus,** a pain in the head, as if a nail were being driven in

claw-foot. A form of talipes due to depression of the heads of the metatarsal bones, with forced extension of the first phalanges and flexion of the last, it is a result of paralysis of the interossei and lumbricales muscles and of those inserted into the sesamoid bone of the great toe

claw-hand. A condition of the hand characterized by overextension of the first phalanges and extreme flexion of the others The condition is a result of atrophy of the interosseous muscles, with contraction of the tendons of the common extensor and long flexor Syn, *main en griffe*

Clayton gas (*kla'-tun*) A gas used to kill vermin on board ship, it consists of sulphur dioxide, and the higher oxides of sulphur

clean, cleaning (*klen klen ing*) A word used in practical anatomy to denote the complete removal (during the process of dissection) of the fat or connective tissue, from the surface of any structure

cleansings (*klen'-zingz*) The lochia

clearing agent. One used in microscopy to render tissues transparent for mounting

cleavage (*kle'-vāj*) [AS *cleófan*, to split asunder] 1 The linear clefts in the skin indicating the general direction of the fibers They govern to a certain extent the arrangement of the lesions in skin diseases The lines of cleavage run, for the most part, obliquely to the axis of the trunk, sloping from the spine downward and forward, in the limbs they are mostly transverse to their longitudinal axis 2 A mode of cell division **c., egg-.** See *segmentation* **c -nucleus,** the nucleus which in the fertilized egg results from the union of the male and female nuclei

Cleemann's sign, C.'s test. In fracture of the femur with shortening there is a wrinkle above the ligamentum patellæ, which disappears when the shortening is corrected by extension

cleft (*kleft*) Divided A fissure **c., branchial.** See *c, visceral.* **c., genital,** a depression in the genital region of the embryo from which the cloaca is developed. **c.-hand,** a congenital deformity in which some finger or fingers are widely separated from the others **c. internatal,** the cleft of the buttocks, in which is the anus **c. palate,** a congenital fissure of the palate **c. sternum,** congenital fissure of the sternum **c. tongue,** furrowed tongue **c, visceral,** the four slit-like openings on each side in the cervical region in the fetus, sometimes called the branchial openings The slits close (in the human fetus), except the upper, from which are devel-

oped the auditory meatus, tympanic cavity, and Eustachian tube.

cleidagra, cleisagra (*klī-dag'-rah, kli-sag'-rah*) [κλείς, clavicle; ἄγρα, seizure]. Gouty pain in the clavicle.

cleidal (*klī'-dal*) [κλείς, clavicle]. Relating to the clavicle; clavicular.

cleidarthritis (*klī-dar-thrī'-tis*) [κλείς, clavicle; *arthritis*]. Inflammation of the sternoclavicular articulation.

cleido- (*klī-do-*) [κλείς, clavicle]. A prefix meaning pertaining to the clavicle.

cleidocostal (*klī-do-kos'-tal*). Pertaining to the ribs and the clavicle.

cleidocranial (*klī-do-kra'-ne-al*) [*cleido-; cranium*]. Relating to the clavicles and head. **c. dysostosis.** See *dysostosis*.

cleidohyoid (*klī-do-hī'-oid*). Relating to the clavicle and the hyoid.

cleidomastoid (*klī'-do-mas'-toid*). Pertaining to the clavicle and to the mastoid process.

cleido-occipital (*klī-do-ok-sip'-it-al*). Relating to the clavicle and occiput. **c. muscle.** See *muscle*.

cleidorrhexis (*klī-do-reks'-is*) [*cleido-;* ῥῆξις, a breaking]. Rupture of the clavicles of a fetus in order to facilitate delivery by reducing the width of the shoulders.

cleidoscapular (*klī-do-skap'-ū-lar*). Relating to the clavicle and the scapula.

cleidosternal (*klī-do-stur'-nal*). Sternoclavicular

cleidotomy (*klī-dot'-o-me*) [*cleido-;* τέμνειν, to cut]. The operation of dividing the clavicles in cases of difficult labor due to the broad shoulders of the child

cleidotripsy (*klī-do-trip'-se*). The operative crushing of the clavicle

cleithrophobia (*klīth-ro-fo'-be-ah*) [κλειθρόν, a bolt, φόβος, fear]. Morbid fear of being locked in

clematine (*klem'-at-in*). An alkaloid from *Clematis vitalba*.

Clematis (*klem'-at-is*). A genus of ranunculaceous plants of many species, most of which are acrid or poisonous. **C. corymbosa** is powerfully irritant and resistant. **C. crispa** and **C. erecta** are diuretic and diaphoretic, and are said to be antisyphilitic. **C. viorna, C. virginica,** and **C. vitalba** are similar in properties to **C. erecta.**

Clemens' solution (*klem'-enz*). Liquor potassii arsenatis et bromidi.

cleoid (*kle'-oyd*) [*claw;* εἶδος, resemblance]. A claw-like instrument used by dentists in excavating cavities in the teeth.

cleptomania (*klep-to-ma'-ne-ah*). See *kleptomania.*

cleptophobia (*klep-to-fo'-be-ah*). See *kleptophobia*

clergyman's sore throat. A chronic hypertrophic form of pharyngitis, with more or less enlargement of the tonsils and lymph-follicles of the posterior wall, due to excessive or improper use of the voice.

Clerodendron (*kler-o-den'-dron*) [κλῆρος, a lot; δένδρον, tree]. A genus of tropical shrubs and trees of the order *Verbenaceæ*. *C. infortunatum* is a species indigenous to India and Malaya; it is used as a substitute for chirata; the juice of the leaves is a tonic, febrifuge, and vermifuge. *C. nereifolium* is a species found in Malaya; the root and leaves are antisyphilitic, tonic, and vulnerary; the root and fruit are used to stupefy fish. *C. serratum* is indigenous to India; the root is tonic and stomachic; the fruit, purgative and diuretic. The leaves and an insect larva found on the branches of *C. trichotomum* are used as an ascaricide. *C. villosum* is a species from Malaya; the root is stomachic, the sap vermifugal.

Clevenger's fissure (*klev'-en-jer*). The inferior occipital fissure; a small fissure between the second and third occipital convolutions.

clicking sounds (*klik'-ing sounds*). Peculiar sharp sounds heard in auscultating the apex of a tuberculous lung. They indicate the commencement of softening in a tuberculous deposit. See *rale.*

clidagra. See *cleidagra.*

clidarthritis. 1. See *cleidagra.* 2. See *cleidarthritis.*

clidocostal. See *cleidocostal.*

clidorrhexis. See *cleidorrhexis.*

clidotomy. See *cleidotomy.*

clidotripsy. See *cleidotripsy.*

climacter (*kli-mak'-tur*). See *climacteric.*

climacteric (*klī-mak'-ter-ik*) [κλιμακτήρ, the round of a ladder]. A period of life at which the system was believed to undergo marked changes. These periods were thought to occur every seven years. The word is now generally applied to the menopause. **c. age,** puberty; also in women the time of cessation of the catamenia. **c. epoch.** Same as *c. age.* **c., grand,** the sixty-third year.

climate (*klī'-mat*) [κλίμα, a region, or zone, of the earth]. The sum of those conditions in any region or country that relate to the air, the temperature, moisture, sunshine, winds, etc., especially in so far as they concern the health or comfort of mankind.

climatic (*klī-mat'-ik*) [κλίμα, a region or zone of the earth]. Pertaining to climate.

climatology (*klī-mat-ol'-o-je*) [κλίμα, climate; λόγος, science]. The science of climate.

climatotherapy (*klī-mat-o-ther'-a-pe*) [κλίμα, clime; θεραπεῖα, a waiting on]. The employment of climatic measures in the treatment of disease.

climax (*klī'-maks*) [κλῖμαξ, ladder]. The acme, or height of a disease; the period of greatest intensity.

clinic (*klin'-ik*) [κλίνη, a bed]. 1. Medical instruction given at the bedside, or in the presence of the patient whose symptoms are studied and whose treatment is considered. 2. A place where such instruction is given. 3. A gathering of instructors, students, and patients for the study and treatment of disease.

clinical (*klin'-ik-al*) [*clinic*]. 1. Relating to bedside treatment or to a clinic. 2. Pertaining to the symptoms and course of a disease as observed by the physician, in opposition to the anatomical changes found by the pathologist. **c. thermometer.** See *thermometer.*

clinician (*klin-ish'-an*) [*clinic*]. A physician whose opinions, teachings, and treatment are based upon experience at the bedside; a clinical instructor; one who practises medicine.

clinicist (*klin'-is-ist*) [*clinic*]. A clinician.

clinicopathology (*klin-ik-o-path-ol'-o-je*) [*clinic; pathology*]. Pathological conditions as open to clinical observation.

clino- (*klino-*) [κλίνειν, to incline]. A prefix denoting inclination or declination.

clinocephalia (*klin-o-sef-a'-le-ah*) [*clino-;* κεφαλή, head]. Abnormal flatness of the top of the head.

clinocephalous (*klin-o-sef'-al-us*) [*clino-;* κεφαλή, head]. Having top of head abnormally flat.

clinocephalus (*klin-o-sef'-al-us*) [*clino-;* κεφαλή, the head]. A variety of dolichocephalus occurring through synostosis of the sphenoparietal suture and resulting in a saddle-formed depression of the skull. Syn., *saddle-head.*

clinodactylous (*klin-o-dak'-til-us*) [*clino;* δάκτυλος, finger]. Pertaining to an abnormal flexure,

deviation or curvature of the fingers or toes.

clinodiagonal (*klin-o-di-ag'-on-al*) [*clino-; diagonal*]. Inclined and diagonal; obliquely transverse.

clinoid (*klin'-oid*) [κλίνη, a bed; εἶδος, likeness]. Resembling a bed; applied to sundry bony structures of the body, as the *clinoid* processes. **c. processes.** See under *process*.

clinology (*klin-ol-o-je*) [*clino-*; λόγος, science]. 1. The science of the decline of animal life after it has reached the meridian. 2. [κλίνη, a bed]. The study of beds for the sick.

clinometer (*klin-om'-et-er*) [*clino-*; μέτρον, a measure]. An apparatus to estimate the rotational capacity of the ocular muscles. **c., Duane's.** See *Duane's test*.

clinoscope (*klin'-o-skōp*) [*clino-*; σκοπεῖν, to view]. An instrument for measuring the torsion of the eyes when gazing at a fixed object with the axes of vision presumably parallel.

clinostat (*klin'-o-stat*) [*clino-*; στατός, placed]. An apparatus for regulating the exposure of plants to the sunlight.

clinotechny (*klin-o-tek'-ne*) [κλίνη, a bed; τέχνη, an art]. The art of making beds for the sick.

cliseometer (*klis-e-om'-et-er*) [κλίσις, inclination; μέτρον, a measure]. An instrument for measuring the degree of inclination of the pelvic axis.

clisis (*kls'-sis*) [κλίσις, inclination]. In biology; attracted by, or in sympathy with.

clitellum(us) [L.]. See annelid(1).

clithrophobia. See *cleithrophobia*.

clition (*klit'-e-on*) [κλιτύς, a slope]. A craniometric point located in the middle of the anterior border of the clivus ossis.

clitoralgia (*klit-or-al'-je-ah*) [*clitoris*; ἄλγος, pain]. Pain referred to the clitoris.

clitoridauxe (*klit-or-id-awk'-se*) [*clitoris*; αὔξη, increase]. Hypertrophy of the clitoris.

clitoridectomy (*klit-or-id-ek'-to-me*) [*clitoris*; ἐκτομή, excision]. Excision of the clitoris.

clitoriditis (*klit-or-id-i'-tis*) [*clitoris*; ιτις, inflammation]. Inflammation of the clitoris.

clitoridotomy (*klit-or-id-ot'-o-me*) [*clitoris*; τόμη, incision]. 1. Incision of the clitoris. 2. Circumcision in the female.

clitoris (*klit'-or-is*) [κλειτορίς clitoris]. The homologue in the female of the penis, attached to the ischiopubic rami by two crura or branches, which meet in front of the pubic joint to form the body, or corpus. It possesses erectility. **c. crises,** paroxysms of sexual excitement in women suffering from tabes.

clitorism (*klit'-or-izm*). 1. Enlargement or hypertrophy of the clitoris. 2. Tribadism. 3. A condition of painful and persistent erection of the clitoris; analogous to priapism in the male.

clitoritis (*klit-or-i'-tis*) [*clitoris*; ιτις, inflammation]. Inflammation of the clitoris.

clitoromania (*klit-or-o-ma'-ne-ah*) [*clitoris; mania*]. Nymphomania.

clitorotomy (*klit-or-ot'-o-me*). Incision of clitoris.

clitorrhagia (*klit-or-a'-je-ah*) [*clitoris*; ῥηγνύναι, to burst forth]. Hemorrhage from the clitoris.

clivis (*kls'-vis*). Same as *declivis cerebelli*.

clivus (*kls'-vus*) [L., "a slope"]. A slope. **c. ossis, c. of Blumenbach,** the slanting surface of the body of the sphenoid bone between the sella turcica and the basilar process of the occipital bone. **c. monticuli.** Same as *declivis cerebelli*.

cloaca (*klo-a'-kah*) [L., "a sewer"]. 1. In early fetal life, the common orifice of the intestine and the allantois. 2. A fistulous tract in bone discharging pus from a sequestrum. 3. A common outlet to the rectum and the bladder. **c., congenital,** a malformation in which the rectum opens into the genitourinary tract. **c., urogenital,** an abnormal common opening of the urethra and vagina due to a defective urethrovaginal septum. **c., vesicorectovaginal,** a common aperture of the bladder, rectum, and vagina, due to deformity or trauma.

cloacal (*klo-a'-kal*) [*cloaca*, a sewer]. Pertaining to or serving as a cloaca.

clon, clone (*klon, klōn*) [κλών, twig]. Any sexually reproduced organism which propagates asexually.

clonic (*klon'-ik*) [*clonus*]. Applied to convulsive and spasmodic conditions of muscles characterized by alternate contractions and relaxations.

clonicity (*klon-is'-it-e*). The state of being clonic.

clonicotonic (*klon-ik-o-ton'-ik*). Clonic and tonic at the same time; said of certain muscular spasms.

clonism, clonismus (*klo'-nizm, klo-niz'-mus*) [*clonus*]. A clonic spasm or a succession of clonic spasms; clonospasm.

clonograph (*klon'-o-graf*) [*clonus*; γράφειν, to write]. An apparatus for recording the spasmodic movements of the head, extremities, lower jaw, trunk, and the tendon-reflexes.

Clonorchiasis, (*klon-or-ke-a'-sis*). See *clonorchiosis*.

Clonorchiosis (*klon-or-ke-o'-sis*) Condition caused by the presence of Clonorchis in the bile ducts.

Clonorchis (*klon-or'-kis*) [κλών, a branch; ὄρχις, testicle]. A genus of flukes formerly classified under *Distoma, q. v.*

clonospasm (*klon'-o-spazm*) [κλόνος, commotion; σπασμός, a spasm]. A clonic spasm.

clonus (*klo'-nus*) [κλόνος, commotion]. A series of movements characterized by alternate contractions and relaxations; a clonic spasm. Involuntary, reflex, irregular contractions of muscles when put suddenly upon the stretch. According to the part affected, the phenomenon is spoken of as *ankle-, foot-, rectus-,* or *wrist-clonus*, etc. See under *reflex*.

Cloquet's canal (*klo-ka'*) [Hippolyte *Cloquet*, 1787–1840; Jules Germain *Cloquet*, brothers. French surgeons, 1790–1883]. An irregular canal (the hyaloid) running antero-posteriorly through the center of the vitreous body and transmitting the hyaloid artery during fetal life. **C.'s fascia,** the crural septum. **C.'s ganglion,** the nasopalatine ganglion. **C.'s hernia,** subpubic hernia; a femoral hernia passing behind and internally to the femoral vessels and resting on the pectineus muscle. **C.'s ligament.** See *Haller's habenula*. **C.'s septum, C.'s ganglion.**

clostridial (*klos-trid'-e-al*) [κλωστήρ, a spindle]. Pertaining to, or caused by *Clostridium*.

Clostridium (*klos-trid'-e-um*) [κλωστήρ, a spindle]. A genus of bacteria differing from bacilli in the fact that their spores are formed in an enlarged part of the cell.

closure (*klo'-zhūr*) [*clausura*, a closing]. The act of completing or closing an electric circuit.

clot (*klot*) [AS., *clāte*, a bur]. A peculiar solidification of the blood when it is shed.

clotbur (*klot'-bur*). The leaves of the *Xanthium strumarium*, a domestic remedy for bites of poisonous insects and serpents. Also an active styptic. Dose of the fluidextract ʒ j-ij.

clottage (*klot'-āj*). The blocking up of a canal (as a ureter) with a blood-clot.

cloudy swelling. Parenchymatous degeneration; a swelling-up of the elements of a tissue, with the formation in them of fine granules due to the change of soluble albuminates into insoluble.

clove (*klōv*). See *Caryophyllus*. **c.-hitch knot,** a form of double knot in which two successive

loops are made close to each other on the same piece of cord or bandage, a half-twist being given to the junction of each loop at the time of making it.

clover leaf sling. Has three loops, one for the neck, one for the unaffected shoulder, and one for the wrist on the affected side. It is used in paralysis of the serratus magnus muscle.

clownism (*klown'-izm*). That stage of hysteroepilepsy in which there is an emotional display with a remarkable series of contortions.

clubbed fingers. Knobbed finger-tips, with curvature of the nails over the finger-ends; seen in some cases of pulmonary and cardiac disease.

club-foot. See *talipes*. **c., heel,** talipes calcaneus. **c., inward,** talipes varus. **c., outward,** talipes valgus.

club-hand. A deformity of the hand similar to that of club-foot; talipomanus

club-moss (*klub'-mos*). See *Lycopodium*.

clumping (*klump'-ing*). See *agglutination* (2). **c. serum.** See under *serum*.

clunes (*kloo'-nēz*) (pl. of *clunis*, buttock]. The buttocks, nates.

clupein (*kloo'-pe-in*) [*clupea*, a kind of small river-fish], $C_{30}H_{47}N_{17}O_6+4H_2O$. A protamine from the herring. Syn., *salmin*.

Clusia (*kloo'-se-ah*) [Charles de *l'Escluse* (1526–1609)]. A genus of plants of the order *Guttiferæ*, many species of which yield a gum-resin called West Indian balsam. *C. flava*, of the West Indies, yields the milky sap used as a substitute for copaiba. *C. insignis*, of Brazil, yields a milky sap used as a salve. *C. hilsriana*, of the West Indies and South America, yields a gum used as a drastic and vulnerary; the fruit is edible; the bark is astringent in diarrhea.

cluttering (*klut'-er-ing*). The omission of letters or syllables by a speaker.

clysis (*kli'-sis*) [κλύζειν, to cleanse]. Administration of an enema; cleansing by means of an enema.

clysma (*kliz'-mah*). See *clyster*.

clysmic (*kliz'-mik*). Relating to an enema; suitable for cleansing or washing.

clyster (*klis'-ter*) [κλυστήρ, an injection]. An enema. See *alimentation, rectal*. **c., meat-bouillon-wine-** (Fleiner). 80 Gm. of beef-tea and 40 Gm. of mild white wine. Inject 2 or 3 times a day at body-heat. **c., meat-pancreas-** (Leube): 150 Gm. of beef scraped and chopped fine, 80 Gm. fresh pancreas (cow or hog) free from fat; mix with 150 Gm lukewarm water; inject from 50 to 100 Gm at a time, by means of a simple funnel, at 98.6° F **c., nutritive (Boas):** warm 250 Gm of milk, stir in 2 eggyolks, 1 teaspoonful of common salt, and 1 tablespoonful of wheat-starch, and afterward add 1 tablespoonful of red wine. If the mucous membrane is easily irritated, 4 or 5 drops of tincture of opium may be added. **c., nutritive (Ewald):** wheaten starch, ½ teaspoonful, is boiled with a cup (100 Gm.) of a 20 % solution of grape-sugar, and 1 wineglass (150 Gm.) of red wine added. Then the solution is cooled to 35° C. and 2 or 3 eggs beaten smooth with 1 teaspoonful of cold water and a little salt are stirred in slowly. Inject at blood-heat. **c., nutritive (Jaccoud):** bouillon, 250 Gm.; wine, 120 Gm., yolks of 2 eggs; and peptone, 5 to 20 Gm. **c., nutritive** (Rosenheim)· peptone, 4 to 8 Gm.; 2 eggs, glucose, 15 Gm., and sometimes, if desired, emulsions of cod-liver oil.

clysterize (*klis'-ter-iz*). To administer a clyster.

C. M. An abbreviation for *Chirurgiæ Magister*, Master of Surgery.

Cm. Abbreviation of centimeter.

cm. Abbreviation of centimeter.

CN. 1. Abbreviation for *cyanogen*. 2. Trade name of a disinfectant.

cnemial (*ne'-me-al*) [κνήμη, the leg]. Relating to the tibia or leg; crural.

cnemis (*ne'-mis*) [κνήμη, the leg]. The tibia or shin-bone.

cnemitis (*ne-mi'-tis*) [κνήμη, shin; ιτις, inflammation]. Inflammation of the tibia.

cnemoscoliosis (*ne-mo-sko-le-o'-sis*) [κνήμη, the leg; σκολιόs, curved]. Lateral curvature of the legs.

cnicin (*nī'-sin*) [κνῆκος, a plant of the thistle kind], $C_{42}H_{66}O_{18}$. A crystalline bitter substance found in *Cnicus benedictus, Blessed thistle*

cnidosis (*ni-do'-sis*) [κνίδη, nettle]. Urtication; nettle-rash.

CNOH. Cyanic acid.

CO_2. Carbon dioxide.

CO. Carbon monoxide.

Co. Chemical symbol of cobalt.

coadunation (*ko-ad-ū-na'-shun*) [*co*, with; *ad*, to; *unus*, one]. Union of two substances in one body.

coagula (*ko-ag'-ū-lah*). Plural of coagulum.

coagulable (*ko-ag'-ū-la-bl*). Capable of coagulation.

coagulant (*ko-ag'-ū-lant*) [*coagulare*, to curdle]. 1. Causing the formation of a clot or coagulum. 2. A coagulating agent.

coagulase (*ko-ag'-ū-lās*). An enzyme which produces clotting.

coagulated (*ko-ag'-ū-la-ted*) [*coagulare*, to curdle]. Clotted; curdle. **c. proteins,** a class of proteins produced by heating solutions of egg-albumen or serum-albumin up to 70° C. or higher. At the body-temperature they are readily converted into peptones by the action of the gastric juice in an acid medium, or of pancreatic juice in an alkaline medium.

coagulation (*ko-ag-ū-la'-shun*) [*coagulum*]. The formation of a coagulum or clot, as in blood or in milk **c. necrosis,** a peculiar metamorphosis by which cells lose their nuclei and change their chemical composition.

coagulative (*ko-ag'-ū-la-tiv*) [*coagulum*]. Causing or favoring or marked by coagulation. **c. necrosis.** See *necrosis, coagulative*.

coagulen (*ko-ag'-ū-len*). Trade name of a hemostatic.

coagulin (*ko-ag'-ū-lin*) [*coagulum*]. 1. A substance endowed with capacity to precipitate certain albuminous bodies contained in the culture-fluid injected into an inoculated animal. 2. A proprietary preparation used to check hemorrhage.

coagulometer (*ko-ag-ū-lom'-et-er*) [*coagulum*; μέτρον, a measure]. An apparatus for the determination of the rapidity of coagulation of the blood. **c., Wright's,** a cylinder surrounded by pockets for thermometer and coagulation-tubes.

coagulose (*ko-ag'-ū-lōs*). Trade name of a blood coagulant obtained by precipitating horse serum.

coagulum (*ko-ag'-ū-lum*) [*coagulare*, to curdle]. A clot. The mass of fibrin, inclosing red and colorless corpuscles and serum, that forms from the blood after the latter has been drawn from the body. Also, the curd of milk and the insoluble form of albumin.

Coakley's operation (*kōk'-le*). See under *operations*.

coalescence (*ko-al-es'-ens*) [*coalescere*, to grow together]. The union of two or more parts or things previously separate.

coalescent (*ko-al-es'-ent*). In a condition of coalescence.

coalitus (*ko-al'-it-us*) [L.]. Coalescent; coalescence. **c. artuum,** adhesion of limbs to each other. See *ankylomele.*

coal-miners' disease. Anthracosis.

coal-tar (*kōl'-tar*). A by-product in the manufacture of illuminating gas; it is a black, viscid fluid, of a characteristic and disagreeable odor. The specific gravity ranges from 1.10 to 1.20. Its composition is extremely complex, and its principal constituents are separated, one from the other, by means of fractional distillation. Among the principal products manufactured from coal-tar are anthracene, benzol, naphtha, creosote, phenol, pitch, etc. From the basic oil of coal-tar are manufactured the anilin or coal-tar colors or dyes. **c.-t. remedies,** synthetic preparations from coal-tar or its derivatives.

coaptation (*ko-ap-ta'-shun*) [*con*, together; *aptare*, to fit]. The proper union or adjustment of the ends of a fractured bone, the lips of a wound, etc.

coarctate (*ko-ark'-tāt*) [*coarctare*, to press together]. Crowded together. **c. retina,** a funnel-shaped retina.

coarctation (*ko-ark-ta'-shun*) [*coarctate*]. A compression of the walls of a vessel or canal, narrowing or closing the lumen; reduction of the normal or previous volume, as of the pulse; shriveling and consequent detachment, as of the retina. A stricture.

coarctotomy (*ko-ark-tot'-o-me*) [*coarctatus*, constricted; τέμνειν, to cut]. The cutting of a stricture.

coarse (*kors*). Not fine; gross. **c. adjustment.** See *adjustment, coarse.* **c. features of disease,** macroscopic organic lesions, such as swelling, hemorrhage, etc.

coarticulation (*ko-ar-tik-ū-la'-shun*) [*con*, together; *articulare*, to join, articulate]. A synarthrosis.

coat (*kōt*) [*cottus*, a tunic]. A cover or membrane covering a part or substance. **c., buffy,** the upper fibrinous layer of the clot of coagulated blood, characterized by its pale color, due to absence of red corpuscles. **c., internal elastic.** See *Henle's fenestrated membrane.* **c., internal fibrous.** See *c., subepithelial.* **c., middle,** the tunica media. **c., subepithelial,** the middle layer of the intima, composed of fusiform and stellate cells and finely granular substances with longitudinal and transverse fibrils. Syn., *innermost longitudinal fibrous coat; intermediary layer; internal fibrous coat; striated layer of the internal coat.* **c., uveal,** the uvea. **c., vaginal.** 1. The fibrous capsule of the eyeball. 2. See *tunica vaginalis.*

coating (*kōt'-ing*) [*cottus*, a tunic]. A covering, as of a wound, the tongue, etc. **c. of the tongue,** a condition of the tongue indicative of abnormality of the digestive tract. **c. of pills,** a covering of various substances to conceal the taste in swallowing.

cobalt (*ko'-bawlt*) [*Kobold*, a German mythological goblin]. A tough, heavy metal having some of the general properties of iron. Its oxides have been employed in medicine, but are now very little used. Symbol, Co; atomic weight, 58.97. **c. nitrate,** $CO(NO_3)_2 + 6H_2O$. It is said to be a successful antidote in poisoning by hydrocyanic acid and potassium cyanide. **c. and potassium nitrate,** $COK_3(NO_2)_6$, cobalt yellow, a powder, slightly soluble in water; antispasmodic and antidyspneic. Dose ¼–½ gr. (0.016–0.032 Gm.). Syn., *potassium cobaltonitrite.* **c. salipyrin,** a salicylate of cobalt and antipyrin.

Cobelli's glands (*ko-bel'-e*). A ring of mucous glands in the mucosa of the esophagus, just above the cardia.

cobra (*ko'-brah*) [Port.]. A venomous snake of India. *Naja tripudians.* **c.-lysin,** Myers' term for the hemolytic poison of cobra venom. It is destroyed by heat and neutralized by antivenin. Cf. *cobra nervine; echidnase; echidnotoxin.* **c. nervine,** one of the principles isolated by Myers from cobra venom. It is not decomposed by heat or neutralized by antivenin.

coca (*ko'-kah*). See *Erythroxylon.*

cocaethylin (*ko-kah-eth'-il-in*), $C_{18}H_{23}NO_4$. A white powder obtained from benzoylecgonin by action of ethyl iodide. It is soluble in alcohol and ether and almost insoluble in water; it is a local anesthetic, milder than cocaine. Syn., *benzoylecgoninethylic ester; ethylbenzoylecgonin; homococaine.*

cocaina (*ko-kah-ē'-nah* or *ko-ka'-nah*). Cocaine.

cocaine (*ko'-kah-ēn* or *ko-kān'*) [S.A., *coca*], $C_{17}H_{21}NO$. Cocaine (*cocaina*, U. S. P.) is the chief alkaloid of *Erythroxylon coca.* It is at first stimulant and afterward narcotic, and resembles caffeine in its action on the nerve-centers, and atropine in its effects on the respiratory and circulatory organs. Its long-continued use (*cocaine-habit*) is followed by insomnia, decay of moral and intellectual power, emaciation, and death. It is a local anesthetic when applied to the surface of mucous membranes or given hypodermatically. Applied to the conjunctiva of the eye, it causes also dilatation of the pupil and paralysis of the function of accommodation. Dose ½–2 gr. (0.008–0.13 Gm.). Syn., *methylbenzoylecgonin.* **c. aluminum citrate,** a double salt consisting of three molecules of albuminum citrate and one of cocaine; it is used as an astringent and as a local anesthetic. **c. aluminum sulphate,** a compound of aluminum sulphate and cocaine. It is used as is cocaine aluminum citrate. **c. benzoate,** $C_{17}H_{21}NO_4.C_7H_6O_2$, anodyne and anesthetic. **c. borate,** a white, crystalline powder containing 68.7 % of cocaine. It is used in eye-douches and subcutaneous injections. **c. cantharidate,** $(C_{17}H_{21}NO_4)_2C_{10}H_{12}O_4$. It is used hypodermatically in tuberculosis, injection, $\frac{1}{50}$–$\frac{1}{40}$ gr. (0.0013–0.0016 Gm.) in 500 parts of chloroform-water. **c. carbolate,** a crystalline mass containing 75 % of cocaine; it is analgesic, anticatarrhal, and a local anesthetic. Dose $\frac{1}{12}$–$\frac{1}{8}$ gr. (0.005–0.001 Gm.), once or twice daily in capsules Injection, 16 min. (1 Cc.) of 1 : 1250 solution in dilute alcohol. Application, 1 to 3 % solution with 30 % alcohol, 5 % powder, or pure. **c. cerate,** 1 : 30, for burns, etc. **c. chloride.** See *c. hydrochloride.* **c. citrate,** used to stop toothache. **c. hydrobromide,** $C_{17}H_{21}NO_4HBr$, small white crystals, soluble in water. It is used instead of cocaine hydrochloride and the dosage is the same. **c. hydrochloride** (*cocainæ hydrochloridum*, U. S. P.), $C_{17}H_{21}NO_4.HCl$, most commonly used for local anesthesia in 2 to 8 % solution. Dose, internally, ½–2 gr. (0.008–0.13 Gm.). **c. hydrochloride, solution of** (*liquor cocainæ hydrochloratis*, B. P.). Dose 2–10 min. (0.13–0.65 Cc.). **c. hydroiodide,** $C_{17}H_{21}NO_4.HI$, a suggested substitute for cocaine hydrochloride in producing electroanesthesia. **c. lactate,**

$C_{17}H_{21}NO_4C_3H_6O_3$, a white liquid of the consistence of honey; it is used particularly in tuberculous cysts of the bladder. Injection (into the bladder), 1½ gr. (0.1 Gm.) dissolved in 5 parts each of lactic acid and distilled water. **c., lamellæ** (*lamellæ cocainæ*, B. P.), each contains $\frac{1}{100}$ gr. (0.00065 Gm.) of cocaine hydrochloride. **c. muriate.** See *c. hydrochloride.* **c. nitrate,** $C_{17}H_{21}NO_4\,HNO_3$. It is used in combination with silver nitrate in treatment of disorders of the genitourinary tract. Dose, as the hydrochloride, maximum dose ¾ gr. (0.049 Gm.), single; 2½ gr. (0.146 Gm.) a day. **c. oleate** (*oleatum cocainæ*, U. S. P.), a 10 % solution in oleic acid, for external use. **c. phenate,** a topical application in catarrhs and in rheumatism, used as a 5 to 10 % alcoholic solution; also internally. Dose $\frac{1}{12}$–$\frac{1}{8}$ gr. (0.005–0.01 Gm.). **c. phthalate,** contains 64.6 % of the alkaloid. It is used hypodermatically instead of cocaine hydrochloride. **c. saccharate,** moist crystalline plates used in diseases of the throat; a 5 % solution corresponds to a 4 % solution of cocaine hydrochloride. **c. salicylate,** $C_{17}H_{21}NO_4.C_7H_6O_3$, is used in spasmodic asthma in the same manner as cocaine hydrochloride. **c. tartrate,** $(C_{17}H_{21}NO_4)_2C_4H_6O_6$. Uses and dose same as of cocaine hydrochloride.

cocainism (*ko-ka'-in-izm*) [*cocaine*]. The cocaine-habit.

cocainist (*ko-ka'-in-ist*). One addicted to habitual use of cocaine.

cocainization (*ko-ka-in-iz-a'-shun*) [*cocaine*]. The bringing of the system or an organ under the influence of cocaine. **c., endomeningeal, c., intraspinal, c., spinal-canal, c., spinal subarachnoid, c., subarachnoid.** See *Corning-Bier methoda* under *nesthetic.*

cocainize (*ko-ka'-in-iz*). To bring under the influence of cocaine.

cocainomania (*ko-ka-in-o-ma'-ne-ah*) [*cocaine; μανία*, madness]. The habit of using cocaine; properly, insanity due to the cocaine-habit.

cocainomaniac (*ko-ka-in-o-ma'-ne-ak*) [*cocaine; μανία*, madness]. One who is insane from the effects of cocaine.

cocapyrine (*ko-ka-pi'-rin*). A mixture of cocaine, 1 part; antipyrine, 100 parts; used as an analgesic and antipyretic. Dose 3½ gr. (0.22 Gm.).

Coccaceæ (*kok-ka'-se-e*) [see *coccus*]. A group of schizomycetous fungi or bacteria, including as genera the *micrococcus, sarcina, ascococcus,* and *leuconostoc.* See *table* p. 843.

coccal (*kok'-al*) [*coccus*]. Relating to cocci.

cocci (*kok'-si*, not *kok-i*). Plural of coccus.

coccidial (*kok-sid'e-al*). Relating to, or caused by, coccidia.

coccidoidal granuloma (*kok-sid-oi'-dal gran-ū-lo'-ma*). Granuloma due to the presence of the *Oidium coccidioides.*

Coccidioides immitis pyogenes (*kok-sid-e-o'-id-ēz im-i'-tis pi-oj'-en-ēz*). A pathogenic microorganism discovered by Ophüls and Moffitt (1900). It produces in human beings chronic suppurative processes or caseation.

coccidiosis (*kok-sid-e-o'-sis*) [*coccidium; νόσος*, disease]. The group of symptoms produced by the presence of coccidia in the body.

Coccidium (*kok-sid'-e-um*) [*coccus;* pl., *coccidia*]. A genus of protozoa, by some referred to as the so-called psorosperms. See *psorosperm.* **C. oviforme,** has been found in intestinal epithelium and in the liver of man, and often in the liver of the rabbit. True coccidia are nonmotile cell-parasites. **C. sarkolytus,** the name given by Adamkiewicz to the so-called parasite of carcinoma.

coccigenic (*kok-sij-en'-ik*) [*κόκκος*, berry; *γεννᾶν*, to produce]. Caused by micrococcus.

coccinella (*kok-sin-el'-ah*). See *cochineal.*

coccinellin (*kok-sin'-el-in*). Cochineal.

coccineous (*kok-sin'-e-us*) [*coccinus*, scarlet]. In color, pure carmine tinged with yellow.

coccobacilli (*kok-o-bas'-il-i*). Coccobacteria.

coccobacteria (*kok-o-bak-te'-re-ah*) [*coccus; βακτήριον*, a little rod]. Rod-like or spheroidal bacteria in putrefying liquids, called *C. septica.*

coccogenous (*kok-oj'-en-us*) [*coccus; γεννᾶν*, to produce]. Caused by the presence of cocci.

coccoid (*kok'-oyd*) [*coccus; εἶδος*, resemblance]. Resembling a coccus.

coccomelasma (*kok-o-mel-az'-mah*) [*κόκκος*, berry; *μέλασμα*, blackness]. A granular dermal melanosis.

cocculin (*kok'-ū-lin*). See *picrotoxin*

cocculus indicus (*kok'-ū-lus in'-dik-us*). The dried fruit of *Anamirta cocculus.* It is an active narcotic poison. It is employed as a destroyer of vermin. See *picrotoxin.*

coccus (*kok'-us*) [*κόκκος*, a berry; pl., *cocci*]. 1. A genus of insects including *C. cacti,* the cochineal insect. 2. A spherical bacterium—a micrococcus.

coccygalgia (*kok-se-al'-je-ah*) [*κόκκυξ*, coccyx; *ἄλγος*, pain]. Coccygodynia.

coccycephalus (*kok-se-sef'-al-us*) [*coccyx; κεφαλή*, the head]. 1. Having a beaked process for a head. 2 A monstrosity with such a head.

coccydynia (*kok-se-din'-e-ah*). See *coccygodynia.*

coccygalgia (*kok-se-gal'-je-ah*). Coccygodynia.

coccygeal (*kok-sij'-e-al*) [*κόκκυξ*, coccyx]. Pertaining to the coccyx.

coccygectomy (*kok-sij-ek'-to-me*) [*κόκκυξ*, coccyx; *ἐκτομή*, excision]. Surgical excision of the coccyx.

coccygeomesenteric (*kok-sij-e-o-mez-en-ter'-ik*). Relating to the caudal and mesenteric areas; applied to an embryonic vein.

coccygeus (*kok-sij'-e-us*) [*coccyx*]. One of the pelvic muscles. See under *muscle.*

coccygodynia (*kok-sig-o-din'-e-ah*) [*coccyx; ὀδύνη*, pain]. Pain referred to the region of the coccyx; confined almost exclusively to women who have given birth to children.

coccygotomy (*kok-sig-ot'-o-me*) [*κόκκυξ*, coccyx; *τομή*, a cutting]. Cutting of the coccyx.

coccyodynia (*kok-se-o-din'-e-ah*). See *coccygodynia.*

coccyx (*kok'-siks*) [*κόκκυξ*, cuckoo (resembling the bill)]. The last bone of the spinal column, formed by the union of four rudimentary vertebræ.

cochia (*kok'-e-ah* or *kotch'-e-ah*) [L.; of Gr. *κοκκίον*, a pill]. An old name for certain drastic and mainly aloetic pills (*pilulæ cochiæ*); pills of aloes and colocynth. The name cochia is now adjectival.

cochineal (*kotch'-in-ēl* or *kotch-in-ēl'*) [ME., *cutchaneal*]. The dried insects of a species of plantlice, *Coccus cacti,* parasitic upon a cactus of Mexico and Central America. It contains a rich red coloring-matter, carmine, used mainly as a dyeing agent. It is thought to be valuable in whooping-cough. Dose ½ gr. (0.02 Gm.).

cochinilin (*kotch-in-il'-in*). The same as *carminic acid.*

Cochin-leg (*kot'-chin*) [*Cochin-China*]. Synonym of *elephantiasis arabum.*

cochlea (*kok'-le-ah*) [κόχλος, a conch-shell]. A cavity of the internal ear resembling a snail-shell. It describes 2½ turns about a central pillar called the modiolus or columella, forming the spiral canal, about 1½ inches in length. See also *ear*.

cochlear, cochleare (*kok'-le-ar, kok-le-a'-re*) [L.]. A spoon; a spoonful. **c. amplum, c. magnum,** a tablespoon. **c. medium,** a dessertspoon. **c. minimum, c. parvum,** a teaspoon.

cochlear (*kok'-le-ar*) [κόχλος, a conch-shell]. Pertaining or belonging to the cochlea. **c. nerve,** the nerve supplying the cochlea. See *nerves, table of.*

Cochlearia (*kok-le-a'-re-ah*). A genus of plants, containing *C. armoracia*, horse-radish, and *C. officinalis*, scurvy-grass.

cochleariform (*kok-le-ar'-e-form*) [*cochlear; forma*, shape]. 1. Spoon-shaped. 2. [κόχλος, a conch-shell]. Having the shape of a snail-shell.

cochleate (*kok'-le-āt*) [*cochleatus*, spiral]. Spirally coiled, like a snail-shell.

cochleitis (*kok-le-ī'-tis*). See *cochlitis*.

cochleovestibular (*kok-le-o-ves-tib'-ū-lar*). Pertaining to the cochlea and vestibule of the ear.

cochlitis (*kok-lī'-tis*) [*cochsea; ιτις*, inflammation]. Inflammation of the cochlea.

cocinin (*ko'-sin-in*). A peculiar fatty principle, the chief constituent of cocoanut oil. Syn., *cocin; cocostearin; cocostearyl; cocyl.*

Cock's operation [Edward *Cock*, English surgeon. 1805–1892]. A method of external urethrotomy; the urethra is opened behind the stricture without a guide, the knife being carried into the median line of the perineum and the incision extended vertically as far as is necessary.

Cock's peculiar tumor. Extensive septic ulceration of the scalp, resembling an epithelioma and developed from a neglected sebaceous cyst.

cockeye (*kok'-i*) Strabismus.

cockroach (*kok'-rōch*). See *blatta*.

coco (*ko'-ko*). See *coko disease*.

cocoa, coco (*ko'-ko*). See *cacao* and *theobroma*. **c.-butter.** See *cacao-butter*.

coco-olein (*ko-ko-o'-le-in*) [*cacao; oleum*, oil]. A proprietary substitute for cod-liver oil, said to be derived from cocoa-nut oil.

coctolabile (*kok-to-la'-bil*) [*coctus*, boiled; *labilis*, unstable]. Not able to withstand the temperature of boiling water without change.

coctoprecipitin (*kok-to-pre-sip'-it-in*) [*coctus*, cooked; *precipitin*]. A precipitin produced from a serum which has been boiled.

coctostabile (*kok-to-sta'-bil*) *coctus*, boiled; *stabilis*, stable]. Able to withstand the temperature of boiling water without change.

cod (*kod*) [ME.]. The *Gadus morrhua*, a fish furnishing cod-liver oil. **c.-liver oil,** an oil derived from the liver of the *Gadus morrhua*, and ranging in color, according to the method of its preparation, from pale straw to dark brown; its specific gravity is 0.923 to 0.924 or even 0.930 at 15° C. See *morrhua*.

codamine (*ko'-dam-ēn*) [κώδεια, poppy-head; *amine*], $C_{19}H_{21}NO_4$. A crystalline alkaloid of opium, isomeric with laudanine. When ferric chloride is added to it, it assumes a deep-green color.

codeia (*ko-de'-ah*). See *codeine*.

codeina (*ko-de'-nah*). Codeine.

codeine (*ko'-de-in*) [κώδεια, the poppy-head], $C_{18}H_{21}NO_3 + H_2O$, *codeina* (U. S. P.). A white, crystalline alkaloid of opium resembling morphine in action, but being weaker. It is used in cough and in diabetes mellitus. Dose ½–2 gr. (0.032–0.13 Gm.). Syn., *codeia; methylmorphine.* **c. acetate,** $C_{18}H_{21}NO_3.C_2H_4O_2$, use and dose same as codeine. **c. citrate,** used as is codeine. **c. hydrobromide,** $C_{18}H_{21}NO_3.HBr + 2H_2O$, used as is codeine. **c. hydrochloride,** $C_{18}H_{21}NO_3.HCl + 2H_2O$, use and dose same as codeine. **c. hydroiodide,** $C_{18}H_{21}NO_3.HI + H_2O$, use and dose same as codeine. **c. nitrate,** $C_{18}H_{21}NO_3.HNO_3$, use and dose same as codeine. **c. phosphate** (*codeinæ phosphas*, U. S. P.), soluble in water. It is similar to morphine in action, but less toxic. Dose hypodermatically, ½ gr. (0.032 Gm.). **c. salicylate,** a white powder, soluble in water, used in rheumatism. **c. sulphate** (*codeinæ sulphas*, U. S. P.), the sulphate of the alkaloid. Dose ½–½ gr. (0.01–0.016 Gm.). **c. valerate,** an antispasmodic and sedative. Dose ½ gr. (0.016 Gm.)

codeonal (*ko'-de-on-al*). Trade name of a preparation containing codeine and veronal; it is used as a hypnotic.

codex (*ko'-deks*) [L.; *pl., codices*]. A pharmacopœia or book of formulæ; specifically, the French pharmacopœia. **c. medicamentarius,** the French pharmacopœia.

codol (*ko'-dol*). See *retinol*.

codrenin (*kod-ren'-in*). Trade name of a preparation containing cocaine hydrochloride and adrenalin hydrochloride; used as a local anesthetic and hemostatic.

coefficient (*ko-ef-ish'-ent*) [*con*, together; *efficere*, to produce]. A figure indicating the degree of physical or chemical alteration characteristic of a given substance under stated conditions. **c., Baumann's.** See under *Baumann*. **c., biological,** the energy consumed by the body at rest. **c., Bouchard's.** See under *Bouchard*. **c., Haeser's.** See *Christison's formula*. **c., isotonic,** the lowest degree of concentration of a solution of a salt in which laking of blood does not occur. **c. jelly,** a preparation of agar used in Ross's *in vitro* method. **c. of diffusion,** the index of diffusion (*q. v.*) plus the time and temperature required to stain the nucleus. See *in vitro*. **c. of robustness,** See *Black's formula*. **c. of solubility of a gas,** the amount of a gas which is dissolved at a given temperature in 1 Cc. of a liquid, when the pressure of gas on the liquid is 760 mm. Hg. **c., Trapp's.** See *Trapp's formula*. **c., urotoxic,** the number of urotoxic units per kilogram of body weight excreted in twenty four hours. **c., Yvon's.** See under *Yvon*.

cœlarium. See *celarium*.

coelectron (*ko-e-lek'-tron*) [*con*, together; *electron*]. The matrix which, associated with the electron, forms the atom of ponderable matter. Syn., *atomic core*.

cœlenteron (*se-len'-ter-on*) [κοιλός, hollow; ἐντερόν, intestine]. Same as *archenteron*.

cœlia (*se'-le-ah*). See *celia*.

cœliac (*se'-le-ak*). See *celiac*.

cœliadelphus (*se-le-ad-el'-fus*). See *celiadelphus*.

cœliagra (*se-le-a'-grah*). See *celiagra*.

cœlialgia (*se-le-al'-je-ah*). See *celialgia*.

cœliocyesis (*se-le-o-si-e'-sis*). See *celiocyesis*.

cœliolymph (*se'-le-o-limf*). See *celiolymph*.

cœliomyalgia (*se-le-o-mi-al'je-ah*). See *celiomyalgia*.

cœlioncus (*se-le-ong'-kus*). See *celioncus*.

cœlioplegia (*se-le-o-ple'-je-ah*) [κοιλία, the belly; πληγή, a stroke]. A synonym of Asiatic cholera.

cœliorrhœa (*se-le-or-e'-ah*). See *celiorrhea*.

cœlioschisis (*se-le-os'-kis-is*). See *celioschisis.*
cœlioscope (*se'-le-o-skōp*). See *celioscope.*
cœliotomy (*se-le-ot'-o-me*). See *celiotomy.*
cœlitis (*se-lī'-tis*). See *celitis.*
cœlom, cœloma (*se'-lom, se-lo'-mah*). See *celom.*
coelongate (*ko-e-lon'-gāt*) [*con,* together; *elongatus,* elongated]. Of equal length.
cœlophlebitis (*se-lo-fle-bī'-tis*). See *celophlebitis.*
cœlophthalmia (*se-loff-thal'-me-ah*). See *chlebitthalmia.*
cœlosis (*se-lo'-sis*). See *celosis.*
cœlosoma (*se-lo-so'-mah*). See *celosoma.*
cœlostomia (*se-lo-sto'-me-ah*). See *celostomsa.*
cœnesthesis (*sen-es-the'-sis*). See *cenesthesis.*
cœnobium (*se-no'-be-um*) [κοινός, common; βίος, life]. In biology, a composite zoophyte or any colony of independent cells held together by a common investment.
cœnoblast (*se'-no-blast*) [κοινός, common; βλαστός, a germ]. In biology the primitive germinal layer, giving rise to the endoderm and mesoderm.
cœnocyte (*se'-no-sīt*) [κοινός, common; κύτος, hollow]. In botany, a common cell.
cœnotype (*se'-no-tīp*) [κοινός, common; τύπος, type]. The fundamental type-form of a group.
cœnurus (*se-nūr'-us*) [κοινός, common; οὐρά, tail]. The larva of *Tænia cœnurus,* producing the disease of sheep called staggers. **c. cerebralis,** a hydatid found mainly in the brain and spinal canal of the ox and sheep (mostly in young animals). Occasionally it has been discovered in the muscles of man. It is known to be the larva of the tape-worm, *Tænia cœnurus.*
co-enzyme (*ko-en'-zīm*). A substance whose presence is essential for the due activity of a certain enzyme. A co-enzyme can be separated from an enzyme by dialysis.
coercible (*ko-ers'-ib-il*) [*coercere,* to curb]. Applied to gases capable of being liquefied.
coercive (*ko-ers'-iv*). Capable of being rendered magnetic and continuing so.
coetaneous (*ko-e-ta'-ne-us*) [*con,* with; *ætas,* age]. Of the same age or period.
coferment (*ko-fur'-ment*). Same as *co-enzyme.*
coffea (*kof'-e-ah*). The coffee tree. *C. arabica,* the common coffee plant, is the original source of most of the coffee cultivation.
coffee (*kof'-e*). See *coffea.* **c.-ground vomit,** the material ejected by emesis in gastric carcinoma and other conditions that a slow hemorrhage into the stomach. It consists of blood changed by the action of the gastric juice, mixed with other stomach contents.
coffeinism (*kof'-e-in-izm*). Excessive habitual use of coffee, or the state of ill-health that results from it.
coffeol (*kof'-e-ol*). See *caffeol.*
coffeon (*kof'-e-on*). A product obtained by condensing the material volatilized when coffee is roasted. The pleasant flavor of coffee is due to it.
coffer dam. See *rubber dam.*
coffeurin (*kof-e-ū'-rin*) [*caffea,* coffee; οὖρον, urine]. A principle said to sometimes be present in urine after the free use of coffee as a beverage or medicine. The urine then has the odor of coffee, and its color is red, brownish, or deep-brown.
coffin (*kof'-in*) [κόφινος, a basket]. 1. A case intended to hold the dead body. 2. In farriery, the hollow portion of a horse's hoof. **c.-birth,** postmortem expulsion of the fetus. **c.-bone,** the last or distal phalanx of a horse's foot.
coffinism (*kof'-in-izm*) [after Dr. *Coffin,* who advocated it]. A variety of quackery or professed system of medical practice. It resembles so-called Thomsonianism.
cognac (*kōn-yak*) [a district in France]. French brandy distilled from wines produced in the district of Cognac.
cognominal (*kog-nom'-in-al*) [*cognomen,* a surname]. A word formed from an individual's surname; *e. g., mackintosh, ampère.*
cog-wheel breathing, c. respiration. A type of breathing characterized by a jerky, wavy inspiration.
cohabitation (*ko-hab-it-a'-shun*) [*con,* together; *habitare,* to dwell]. 1. The living together of a man and woman, with or without legal marriage. 2. Sexual connection.
COH.CCl$_3$. Chloral.
Cohen's test for albumin. To the acid solution of albumin add a solution of potassium bismuthic iodide and potassium iodide. The albumin is precipitated.
cohesion (*ko-he'-zhun*) [*cohærere,* to stick together]. The force whereby molecules of matter adhere to one another; the attraction of aggregation.
Cohn's stomata. Minute gaps in the interalveolar walls of the normal lung.
Cohnheim's areas, C.'s fields (*kōn'-hīm*) [Julius Friedrich *Cohnheim,* German pathologist, 1839–1884]. Small polygonal fields visible in transverse section of muscle fibers. **C.'s frog.** See *salt-frog.* **C.'s terminal arteries.** 1. Terminal arteries without anastomoses. 2. The short arteries supplying the basal ganglia of the cerebrum. **C.'s theory,** a theory that all true tumors are due to faulty embryonal development. The embryonal cells do not undergo the normal changes, are displaced, or are superfluous. When the favorable conditions are presented later in life, they take on growth, with the formation of tumors of various kinds. See *cancer, Cohnheim's theory of.* **C.'s tumor-germs,** small aberrant or heterotopic masses of embryonic tissue from which new growths may originate.

COIN CATCHER.

cohobation (*ko-ho-ba'-shun*) [*cohobare,* to redistil]. 1. Redistillation. 2. Recurrence of disease.
cohosh (*ko'-hosh*) [Am. Ind.]. A name given to several medicinal plants. **c., black.** See *cimicifuga.* **c., red.** See *Actæa rubra.* **c., white.** See *Actæa alba.*
coil (*koil*) [*colligere,* to gather together]. A spiral formed by winding. **c.-gland.** See *sweat-gland.* **c., induction-,** rolls of wire used to produce an electric current by induction. **c., Leiter's.** See *Leiter's tube.* **c., primary,** the inner coil of an induction apparatus. **c., resistance-,** a coil of wire of known electric resistance, used for estimating resistance. **c., secondary,** the outer coil of an induction apparatus.
coin-catcher (*koin'-katch-er*). An instrument for seizing and removing a coin or other foreign body lodged in the esophagus.

coindication (*ko-in-de-ka'-shun*) [*con*, with; *indicare*, to indicate]. A concurrent indication; a collateral and confirmatory indication. Cf. *contraindication*.

coinosite (*ko-in'-o-sīt*) [κοινός, common; σιτεῖν, to feed]. An animal parasite capable of separating itself from its host at will; a free commensal organism.

coin-sign, coin-test (*koin'-sīn, koin'-test*). See *bell-sound*.

coition (*ko-ish'-un*). Same as *coitus*.

coitophobia (*ko-it-o-fo'-be-ah*) [*coitus*; φόβος, fear]. Morbid dread of coitus from disgust or dyspareunia.

coitus (*ko'-it-us*) [*coire*, to come together]. The act of sexual connection. Copulation. **c. disease**, the venereal disease of the horse. **c. interruptus**. See *c. reservatus*. **c. reservatus**, congressus interruptus; incomplete sexual intercourse; the incomplete performance of the sexual act; onanism.

coko disease (*ko'-ko*). A name applied in the Fiji Islands to a disease resembling frambesia.

colalgia (*ko-lal'-je-ah*) [*colon*; ἄλγος, pain]. Pain in the great intestine. Colic.

colanin (*ko-lan-in*). A preparation containing bile acids and magnesium carbonate; said to be of use in cholelithiasis.

cola-nut (*ko'-lah-nut*). See *kola-nut*.

colasaya (*ko-las-a'-ah*). Trade name of a preparation of calisaya bark, cola, iron, and phosphates.

colation (*ko-la'-shun*) [*colare*, to strain]. The operation of straining.

colatorium (*kol-at-o'-re-um*) [L.]. A sieve, colander, or strainer; used in pharmacy.

colature (*ko'-lat-yūr*) [*colatura*, straining]. 1. In pharmacy, a liquid that has been subjected to colation. 2. See *colation*.

colaxe (*kol-awks'-e*) [κόλον, colon; αὔξη, increase]. Distention of the colon.

colchicein (*kol-chis-e'-in*) [*colchicum*]. $C_{17}H_{21}NO_6 + 2H_2O$. A crystalline decomposition-product of colchicine. It is used subcutaneously in treatment of gout. Dose $\frac{1}{60}$–$\frac{1}{30}$ gr. (0.001–0.002 Gm.).

colchicina (*kol-chis-i'-nah*). Colchicine.

colchicine (*kol'-chis-ēn*) [*colchicum*]. $C_{22}H_{25}NO_6$. *colchicina* (U. S. P.). An alkaloid of colchicum; it is a pale, brownish-yellow, exceedingly bitter powder, freely soluble in water. It is very active poison. Its dose is $\frac{1}{250}$ gr. (0.0032 Gm.) hypodermatically. **c. salicylate**. See *colchisal*.

colchicum (*kol'-chik-um*) [κολχικόν, colchicum] Meadow-saffron. The corm and seed of *C. autumnale*, the properties of which are due to an alkaloid, *colchicine*. It is an emetic, diuretic, diaphoretic, and drastic cathartic. It is valuable in acute gout and in some forms of rheumatism. Dose of the *powdered corm* (*colchici cormus*, U. S. P.) 2–8 gr. (0.13–0.52 Gm.); of the *powdered seeds* (*colchici semen*, U. S. P.) 1–5 gr. (0.065–0.32 Gm.). **c. corm, extract of** (*extractum colchici cormi*, U. S. P.). Dose 1 gr. (0.065 Gm.). **c., extract of, acetic** (*extractum aceticum colchici*, B. P.). Dose ½–2 gr. (0.032–0.13 Gm.). **c. seed, fluidextract of** (*fluidextractum colchici seminis*, U. S. P.). Dose 3 min. (0.2 Cc.). **c. seed, tincture of** (*tinctura colchici seminis*, U. S. P.), 10% strength. Dose 10–30 min. (0.6–2.0 Cc.). **c. seed, wine of** (*vinum colchici seminis*, U. S. P.), 10% in strength. Dose 10–30 min. (0.6–2.0 Cc.).

colchiflor (*kol'-chi-flor*). A remedy for gout prepared from a tincture made from the fresh flowers of *Colchicum autumnale* and powdered kola. It is said to be free from the drastic properties contained in preparations from the bulb and seeds of colchicum.

colchisal (*kol'-chis-al*). Colchicine salicylate. A yellow, amorphous powder, soluble in alcohol, ether, and water. It is used in gout and arthritis. Dose $\frac{1}{100}$ gr. (0.00065 Gm.).

colcothar (*kol'-ko-thar*). A crude sequioxide of iron; red oxide of iron; a tonic and hemostatic.

cold (*kōld*) [AS., *ceald*]. 1. The comparative want of heat. 2. A term used popularly for coryza and catarrhal conditions of the respiratory tract and caused by a filterable virus. Cold is employed largely in various forms as a therapeutic agent, mainly for the purpose of lowering temperature and allaying irritation and inflammation. It may be used in the form of affusion, that is, the sudden application of a considerable volume of cold water to the body. Cold may be used as an anesthetic in baths (see *bath*); in the form of compresses applied over the affected part; in the form of irrigation, especially in the treatment of bruised and injured members; as a lotion, for the purpose of relieving local heat, pain, and swelling; as an injection, in the form of ice-water, into the vagina or rectum, for various conditions; and as the cold pack, which is a valuable means of reducing the body-temperature in cases of hyperpyrexia. Cold may be applied in the dry form by means of the ice-cap or bladder, an india-rubber bag filled with ice, snow, or a freezing mixture. **c. abscess**. See *abscess, cold*. **c. bath**. See *bath, cold*. **c.-blooded**. See *poikilothermic*. **c. coil**. See *Lester's coils*. **c.-cream** (*unguentum aquæ rosæ*, U. S. P.), spermaceti, 125 Gm.; white wax, 120 Gm.; expressed oil of almond, 560 Gm.; stronger rose-water, 190 Gm. in which finely powdered sodium borate 5 Gm. has been dissolved. When used as a vehicle for metallic salts the sodium borate should be omitted. Used for chapping of face and hands, abrasions, etc. **c. on the chest**, bronchial catarrh, *q. v.* **c. pack**. See *pack, cold*. **c., rose-**, hay-fever. **c.-sore**, herpes labialis. **c. spots**. See *temperature sense*. **c., St. Kilda's, c., strangers'**, in the Hebrides, a form of influenza ascribed by the natives to the arrival of a ship and the presence of outsiders **c. stroke**, a condition, the analogue of heat-stroke, in which from excessive cold the patient is suddenly overcome and falls into a comatose state, shortly followed, as a rule, by death. **c. test**, a test applied chiefly to lubricating oils to determine the point at which the oil begins to congeal, and ceases to flow.

Cole's dinner pill. A pill containing purified aloes, mass of aloes, and jalap, each gr. 1½, antimony and potassium tartrate, gr. $\frac{1}{10}$.

colectomy (*ko-lek'-to-me*) [*colon*; ἐκτομή, cutting out]. Excision of a portion of the colon.

coleitis (*kol-e-i'-tis*) [κολεός, sheath; ῖτις, inflammation]. Vaginitis.

Coleman-Shaffer fever diet (*kōl'-man shaf'-er*) [Warren *Coleman*, American physician, 1869– ; P. A. *Shaffer*, American physician]. Primarily arranged for typhoid, but probably suitable for other fevers. The principle is to supply the patient with sufficient food to maintain nutrition balance. It consists of large amounts of carbohydrate and fat, and relatively little protein. The proportions and total

amount are regulated according to the digestive capacity of the patient.

coleocele (*kol'-e-o-sēl*) [κολεός, sheath; κηλή, tumor]. Vaginal tumor or hernia.

coleocystitis (*kol-e-o-sis-ti'-tis*) [κολεός, sheath; *cystitis*]. Inflammation of vagina and bladder.

coleoptosis (*kol-e-op-to'-sis*) [κολεός, sheath; πτῶσις, a fall]. Prolapse of the vaginal wall.

coleorrhexis (*kol-e-or-eks'-is*) [κολεός, a sheath; ῥῆξις, a rupture]. Rupture of the vagina.

coleostegnosis (*kol-e-o-steg-no'-sis*) [κολεός, a sheath; στέγνωσις, a constriction]. Contraction or atresia of the vagina.

coleotomy (*kol-e-ot'-o-me*) [κολεός, a sheath; τομή, a cutting]. A cutting operation upon the vagina; colpotomy.

coles (*ko'-lēz*) [*coles*, penis]. The penis. **c. femininus**, the clitoris.

Coley's fluid, C.'s mixture [William Bradley *Coley*, American surgeon, 1862–]. A combination of the toxins of *Streptococcus erysipelatis* and *Bacillus prodigiosus;* it has been used as a remedy for cancer in the early stage.

colibacillary (*ko-li-bas'-il-a-re*). Pertaining to or produced by the *Bacillus coli communis*.

colibacillosis (*ko-li-bas-il-o'-sis*). The morbid condition due to infection with *Bacillus coli*.

colibacilluria (*ko-li-bas-il-ū'-re-ah*). Presence of the *Bacillus coli communis* in the urine.

colibacillus (*ko-li-bas-il'-us*). The colon bacillus, *Bacillus coli*.

colic (*kol'-ik*) [*colon*]. 1. Pertaining to the colon. 2. A severe griping pain in the bowels, due to spasm of the intestinal walls; also any severe spasmodic pain in the abdomen. **c., appendicular.** Same as *c., vermicular* (1). **c., biliary,** that due to the passage of a gall-stone through the gall-ducts. **c., crapulent, c., crapulous,** that due to excess in eating and drinking. **c., cystic,** colicky pain in the urinary bladder. **c., Devonshire.** Synonym of *c., lead-*. **c., hemorrhoidal,** intense pain near the anus and sacrum preceding a discharge from the hemorrhoidal vessels. **c., hepatic,** biliary colic. **c., herniary,** the pain attending hernia. **c., inflammatory,** the intense pain attending colitis. **c., lead-, c., saturnine,** intestinal colic due to lead-poisoning. It is characterized by excruciating abdominal pain, a hard and retracted condition of the abdomen, slow pulse, and increased arterial tension. Syn., *colica pictonum; painter's colic.* **c., menstrual,** the pain of menstruation. **c., metastatic,** that due to metastasis of gout or to suppression of the menses or the hemorrhoidal flow **c., ovarian,** ovaralgia. **c., renal,** that due to the presence of a calculus in the ureter. **c., sabburral,** that resulting from over-eating. **c., saturnine,** lead colic. **c., uterine,** colicky pains experienced at the menstrual epochs, often coming on in paroxysms. **c., vermicular** 1. Pain in the vermiform appendix, due to catarrhal inflammation resulting from stoppage of its outlet. 2. That due to intestinal worms. Syn., *verminous colic; worm colic.*

colica (*kol'-ik-ah*) [L.]. 1. Colic artery, see *arteries, table of.* 2. Colic. **c. æruginis,** copper colic. **c. damnoniensis, c. damnoniorum, c. figulorum, c. hispaniensis,** lead colic. **c. intertropica,** lead colic, formerly supposed to be an endemic disease of the tropics. **c. japonica.** See *colic, crapulent.* **c. mucosa.** Synonym of *mucous colitis.* **c. pictonum** (literally, colic of the people of Poitou), lead-colic, painters' colic. See *colic, lead.* **c. pituitosa.** Synonym of *enteritis, pseudomembranous;* see *colitis, mucous.* **c. pulsatilis.** See *colic, inflammatory.* **c. rhachialgia,** lead colic. **c. scortorum,** a pain in the pelvis of youthful prostitutes, symptomatic of the ovarian disease that results from their unnatural sexual relations.

colicodynia (*kol-ik-o-din'-e-ah*). Pain in the large intestine.

colicolitis (*ko-le-kol-i'-tis*). Inflammation of the colon due to the presence of the *Bacillus Coli*. And see *dysentery.*

colicoplegia (*kol-ik-o-ple'-je-ah*) [κολικος, pertaining to the colon; πληγή, a stroke]. Paralysis of the intestines. Also a synonym of *lead-colic.*

colicystitis (*ko-le-sist-i'-tis*) [*colon;* κύστις, bladder; ιτις, inflammation]. Cystitis dependent upon the pathogenic activity of the colon bacillus.

colicystopyelitis (*ko-le-sist-o-pi-e-li'-tis*). Combined cystitis and pyelitis due to *Bacillus coli communis.*

coliform (*kol'-e-form*) [*colum*, a sieve; *forma*, form]. 1. Sieve-like; ethmoid; cribriform. 2. Denoting or pertaining to those microorganisms which resemble the *Bacillus coli communis.*

coli-group. A group of pathogenic bacilli including the *Bacillus coli communis*, the typhoid, paratyphoid and paracolon bacilli, and others.

coli-infection. Infection with the *Bacillus coli communis.*

colilysin (*ko-lil'-is-in*). A hemolysin formed by *Bacillus coli communis.*

colione (*kol'-e-ōn*). Colyone.

colipuncture (*ko-le-punk'-chur*). See *colocentesis.*

colipyuria (*ko-le-pi-ū'-re-ah*) [*colon* bacillus; *pyuria*]. The presence in the urine of pus due to the *Bacillus Coli.*

colitis (*ko-li'-tis*) [*colon;* ιτις, inflammation]. Inflammation of the colon. **c., croupous, c., desquamative, c., diphtheritic, c., follicular, c., membranous, c., mucomembranous, c., plastic.** See *c., mucous.* **c., idiopathic ulcerative,** a specific affection due to microorganisms, beginning in and throughout its course, invariably limited to the colon. **c., mucous,** a clinical combination of symptoms characterized by periodic abdominal pains associated generally with abnormalities of the secretory and absorptive functions, and with the discharge of peculiarly formed mucous masses, sometimes resembling exact casts of the intestine. Syn., *chronic exudative enteritis; chronic mucocolitis; diarrhœa tubularis; fibrinous diarrhea; follicular-colonic dyspepsia; follicular duodenal dyspepsia; intestinal croup; pellicular enteritis; pseudomembranous enteritis.* **c., ulcerative.** Synonym of *dysentery*

coliuria (*ko-le-ū-re-ah*). Colibacilluria.

collacin, collastin (*kol'-as-in, -tin*). A substance found in colloid degeneration of the skin.

collætina (*kol-e'-tin-ah*). A proprietary adhesive plaster said to consist of lanolin and caoutchouc.

collaform (*kol'-a-form*). A formaldehyde-gelatin preparation intended as a vulnerary.

collagen (*kol'-o-jen*) [κόλλα, glue; γεννᾶν, to produce]. A substance existing in various tissues of the body, especially bone and cartilage; it is converted into gelatin by boiling.

collagenic (*kol-a-jen'-ik*). Forming or producing collagen or gelatin.

collagenous (*kol-aj'-en-us*) [*collagen*]. Containing or resembling collagen or gelatin.

collapse (*kol-aps'*) [*collabi*, to fall together]. 1. Extreme depression and prostration from failure of the circulation, as in cholera, shock, hemorrhage.

etc. 2. An abnormal sinking or retraction of the walls of an organ. **c. of lung,** return of a portion or the whole of a lung to its fetal or airless condition from some mechanical hindrance to the entrance of air. It is characterized by dyspnea, with more or less cyanosis, and is mainly encountered in bronchopneumonia.

collapsing (*kol-aps'-ing*) [*collapse*]. Suddenly breaking down. **c. pulse.** See *Corrigan's pulse.*

collapsule (*kol-ap'-sūl*). Trade name of a compressible ampule with a rigid tip, it contains its active in gredient in a permanent suspension.

collar-bone (*kol'-er-bōn*). The clavicle.

collar-crown (*kol'-er-krown*). A collar-like device to hold an artificial tooth to a natural root.

collargol, collargolum (*kol-lar'-gol, -um*). Colloidal silver; argentum Credé. A nonirritating antiseptic.

collateral (*kol-at'-er-al*) [*con,* together; *lateralis,* of the side]. 1. Accessory or secondary; not direct or immediate. 2. One of the first branches of an axis-cylinder of a nerve-cell passing at a right angle. **c. inheritance** A term used to describe the appearance of characters in collateral members of a family, as when an uncle and a niece show the same character, inherited by the related individuals from a *common* ancestor. Collateral inheritance is characteristic of recessive characters which appear irregularly, in contrast to dominant characters which are transmitted directly from one generation to the next.

collecting tubes of the kidney. The ducts discharging into the calices of the kidneys.

collemia, collæmia (*kol-e'-me-ah*) [κόλλα, glue; αἷμα, blood]. Haig's term for capillary obstruction which he attributes to a clogging of the capillaries by urates or colloid deposits.

collenchyma (*kol-en'-kim-ah*). The tissue of the primary cortex in plants, just beneath the epidermis.

Colles' fascia (*kol'-ēz*) [Abraham *Colles,* Irish surgeon, 1773–1843]. The deep layer of the perineal fascia. It is attached to the base of the triangular ligament, to the anterior lips of the rami of the pubes and ischia laterally, and anteriorly it is continuous with the dartos of the scrotum. **C.'s fracture,** transverse fracture of the lower extremity of the radius, with displacement of the hand backward and outward. **C.'s law,** the child of a syphilitic father will render its mother immune against syphilis. In Colles' original words: "A new-born child affected with congenital syphilis, even although it may have symptoms in the mouth, never causes ulceration of the breast which it sucks, if it be the mother who suckles it, though continuing capable of infecting a strange nurse." **C.'s ligament,** the fibers which pass from the outer portion of Poupart's ligament behind the internal pillar of the abdominal ring and are inserted into the linea alba, where they interlace with those of the opposite side. **C.'s space,** the space beneath the perineal fascia containing the ischiocavernosus, transversus perinei, and bulbocavernosus muscles, the bulbous portion of the urethra, the posterior scrotal (labial) vessels and nerves, and loose areolar tissue.

Colles-Beaumès' law (*kol-ēz-bo'-ma*) [see *Colles; Beaumès*]. See *Colles' law.*

Collet-Sicard syndrome. Total hemiplegia of the 9th, 10th, 11th and 12th cranial nerves in cases of associated paralysis of the larynx.

colliculectomy (*kol-ik-ū-lek'-to-me*) [*colliculus;* ἐκτομή, excision]. Removal of the verumontanum.

colliculitis (*kol-lik-ū-li'-tis*) [*colliculus,* mound, ῖτις, inflammation]. Inflammation of the colliculus seminalis.

colliculus (*kol-ik'-ū-lus*) [dim. of *collis,* hill: *pl., colliculi*]. 1. A small eminence. 2. Any eminence of the cerebral parietes. 3. The verumontanum. **c. bulbi, c. bulbi intermedius,** the layer of erectile tissue surrounding the male urethra on its entrance into the bulb. **c. cervicalis,** a fold of mucosa extending dorsad from the apex of the trigonum vesicæ. **c. facialis,** the eminentia facialis; see under *eminentia.* **c. glandis,** two eminences on the inferior surface of the corona of the glans penis, between which the frenum is attached. **c. inferior,** any one of the posterior quadrigeminal bodies; see *postgeminum.* **colliculi nervi ethmoidalis,** the striatum. **colliculi nervorum opticorum,** the thalamus. **c. papillaris,** the tuberculum or processus papillaris of the liver. **colliculi posteriores.** See *postgeniculum.* **c. rotundus.** See *terete eminence.* **c. rotundus anterior,** the anterior division of the terete eminence. **c. rotundus posterior,** the posterior division of the terete eminence. **c. seminalis.** See *verumontanum.* **c. superior,** any one of the anterior quadrigeminal bodies, see *pregeminum.* **c. urethralis,** the verumontanum.

collidine (*kol'-id-in*) [κόλλα, glue], $C_8H_{11}N$. A ptomaine obtained from pancreas and gelatin allowed to putrefy together in water. **c. aldehyde.** See *aldehyde, collidine.*

collier's lung (*kol'-e-erz*). Synonym of *anthracosis.*

Collier's ponto-spinal tract (*kol'-e-erz*). The descending part of the medial longitudinal bundle, found in the tegmentum.

colliform (*kol'-if-orm*). A proprietary preparation containing formaldehyde and gelatin; used as a dressing for wounds.

colligamen (*kol-li-ga'-men*) [*colligare,* to bind]. 1. A ligament. 2. A name given to a variety of bandages prepared with glycerol and a glycerol-zinc paste.

collilongus (*kol-e-long'-gus*) [*collum,* neck; *longus,* long]. The muscle called longus colli. See *muscles.*

collimator (*kol'-im-a-tor*) [*collineare,* to aim at]. The receiving telescope of a spectroscope.

collin (*kol'-in*) [κόλλα, glue]. Gelatin in soluble form.

collinic (*kol-in'-ik*). Relating to or obtained from gelatin.

Collinsonia (*kol-in-so'-ne-ah*) [Peter *Collinson,* English botanist, 1694–1768]. A genus of labiate herbs. *C. canadensis,* stoneroot, healall, is a coarse plant with a disagreeable smell; it has tonic, diuretic, and diaphoretic properties. Dose 15–60 gr. (1–4 Cc.) in decoction; of the *fluidextract* 10 min.–1 dr. (0.65–4.0 Cc.); of the *tincture* (1:10) ½–2 dr. (2–8 Cc.).

collinsonin (*kol-in-so'-nin*) [*Collinsonia*]. A precipitate from the tincture of the root of *Collinsonia canadensis.* It is tonic, diaphoretic, resolvent, and diuretic Dose 2 to 4 grains.

colliquation (*kol-ik-wa'-shun*) [*con,* together; *liquare,* to melt]. The liquefaction or breaking down of a tissue or organ.

colliquative (*kol-ik'-wa-tiv*) [*colliquation*]. Profuse or excessive; marked by excessive fluid discharges. **c. diarrhea,** a profuse watery diarrhea. **c. necrosis.** See *necrosis, liquefactive.* **c. sweat,** a profuse clammy sweat.

colliquefaction (*kol-ik-we-fak'-shun*) [*colliquation*]. A melting or fusing together.

collocated (*kol'-o-ka-ted*) [*collocare*, to place]. Corresponding with in respect to location; applied especially to parts of the brain that are adjacent, one ectal and the other ental.

collocystis (*kol-o-sis'-tis*) [κόλλα, glue; κύστις, cyst]. A gelatin capsule to facilitate the swallowing of a drug.

collodaurum (*kol-lo-daw'-rum*) [*colloid; aurum*, gold]. Trade preparation of colloidal gold.

collodion (*kol-o'-de-on*) [κολλώδης, glue-like]. *Collodium* (U. S. P.). A dressing for wounds made by dissolving guncotton in ether and alcohol. See *pyroxylin*. **c., acetone,** one prepared from guncotton, 5 parts; ether, 10 parts; alcohol, 10 parts; acetone, 20 parts; castor-oil, 6 parts. It is more elastic than ordinary flexible collodion. **c., blistering.** Same as *c., cantharidal*. **c., cantharidal** (*collodium cantharidatum*, U. S. P.), a blistering solution of collodion and cantharides. **c., flexible** (*collodium flexile*, U. S. P.), collodion with the addition of castor-oil and Canada balsam. **c., iodized,** flexible collodion with the addition of 5 % of iodine. It is used in chilblains. **c., iodoform,** flexible collodion with 5 % of iodoform. **c., styptic** (*collodium styptic-um*, U. S. P.), a mixture of collodion with tannic acid, ether, and alcohol.

collodium (*kol-o'-de-um*). See *collodion*.

collogenesis (*kol-o-jen'-es-is*). A term used by biochemists to denote the (hypothetical) colloidal origin of life.

colloid (*kol'-oid*) [κόλλα, glue; εἶδος, likeness]. 1. A nondialyzable organic substance. See *dialysis*. 2. A substance formed by colloid degeneration of epithelium. See *degeneration, colloid*. 3. Having the nature of glue. 4. In chemistry, amorphous and noncrystalline. **c. cancer.** See *cancer, colloid*. **c. cyst,** one with jelly-like contents. **c. degeneration.** See *degeneration, colloid*. **c., emulsion,** colloids in which the particles behave as fluids. **c., suspensoid,** colloids in which the particles behave as solids.

colloidal (*kol-oid'-al*). See *colloid* (3 and 4).

colloidin (*kol-oid'-in*) [*colloid*], $C_9H_{15}NO_6$. A jelly-like substance obtained from colloid tissue.

colloidogen (*kol-oid'-o-jen*). A hypothetical substance which is presumed to hold the mineral matter of the body in a colloid state.

colloidopexy (*kol-oyd-o-pek'-se*) [*colloid; πῆξις*, a fixing]. Fixation of colloids within the body during the processes of metabolism.

colloma (*kol-o'-mah*) [κόλλα, glue; ὄμα, a tumor]. 1. A cystic tumor containing a gelatiniform substance. 2. A colloid cancer which has undergone degenerative changes.

collonema (*kol-o-ne'-mah*) [κόλλα, glue; νῆμα, tissue; *pl., collonemata*]. Myxoma, or myxosarcoma.

collopexia (*kol-o-pek'-se-ah*) [*collum*, neck; πῆξις, fixing]. The surgical fixation of the neck of the uterus; trachelopexia.

collosin (*kol'-o-sin*) [κόλλα, glue]. A skin-varnish made by adding camphor to acetone collodion.

collosol (*kol'-o-sol*). Trade name of preparations of colloidal remedies.

colloxylin (*kol-oks'-il-in*). See *pyroxylin*.

collum (*kol'-um*) [L.]. The neck; especially the anterior part of the neck. **c. anatomicum,** the anatomical neck of the humerus. **c. chirurgicum,** the surgical neck of the humerus. **c. distortum.** Synonym of *torticollis*. **c. femoris,** the neck of the femur. **c. pedis,** the instep.

collunarium (*kol-lū-na'-re-um*) [L.]. A nasal douche.

collutorium, collutory (*kol-u-to'-re-um, kol'-u-to-re*) [*colluere*, to rinse]. A mouth-wash; a gargle.

collyrium (*kol-ir'-e-um*) [κόλλύριον, an eye-salve]. 1. An eye lotion. 2. Formerly, a suppository.

coloboma (*kol-o-bo'-mah*) [κολοβοῦν, to mutilate]. A congenital fissure of the iris, choroid, or eyelids. **c., bridge,** a variety in which the pupil is separated from the coloboma by a narrow thread of iris tissue that stretches like a bridge from one pillar of the coloboma to the other. **c., Fuchs',** a small crescentic defect of the choroid at the lower border of the optic disc. **c. palpebræ, c. palpebrarum,** a form of partial ablepharia consisting in a fissure of the eyelid—most frequently the upper lid. Syn., *blepharocoloboma*.

colocentesis (*ko-lo-sen-te'-sis*) [*colon; κέντησις*, puncture]. Surgical puncture of the colon

colocholecystostomy (*ko-lo-kol-e-sis-tos'-to-me*). See *cholecystocolotomy*.

colocleisis (*ko-lo-kli'-sis*) [*colon; κλεῖσις*, closure]. Occlusion of the colon.

coloclysis (*ko-lok'-lis-sis*) [*colon; κλύσις*, a washing out]. Coloclyster.

coloclyster (*ko-lo-klis'-ter*) [*colon; clyster*]. An enema in the colon.

colocolostomy (*ko-lo-kol-os'-to-me*). The operation of forming a connection between two portions of the colon.

colocynth (*kol'-o-sinth*). Same as *colocynthis*.

colocynthein (*kol-o-sin'-the-in*) [κολοκυνθίς, colocynth], $C_{44}H_{64}O_{18}$. A resinous decomposition-product of colocynthin.

colocynthidism (*kol-o-sinth'-id-ism*) [*colocynthis*]. Poisoning from undue use of colocynth. A condition marked by violent inflammation of the digestive tract, watery and bloody stools, bilious vomiting, cramps in the calves of the legs, and collapse.

colocynthin (*kol-o-sin'-thin*) [*colocynthis*]. The bitter principle of colocynth. See *colocynthis*.

colocynthis (*kol-o-sin'-this*) [κολοκυνθίς, colocynth; *gen., colocynthidis*]. Colocynth. Bitter apple. The fruit of *Citrullus colocynthis*, from which the seeds and rind have been removed. Its properties are due to a bitter glucoside, *colocynthin*, $C_{56}H_{84}O_{23}$, the dose of which is $\frac{1}{20}$–$\frac{1}{4}$ gr. (0.003–0.013 Gm.). It is a tonic and astringent purgative, and is used mainly as an ingredient of compound cathartic pills. **colocynthidis extractum** (U. S. P.), alcoholic. Dose ½–2 gr. (0 032–0.13 Gm.). **colocynthidis, extractum, compositum** (U. S. P.), contains colocynth extract, 16; aloes, 50; cardamom, 6; resin of scammony, 14; soap, 14; alcohol, 10 parts. Dose 5–20 gr. (0.32–1.3 Gm.). **colocynthidis, pilula, composita** (B. P.), contains colocynth, aloes, scammony, potassium sulphate, and oil of cloves. Dose 5–10 gr. (0.32–0.65 Gm.). **colocynthidis, pitulæ, et hyoscyami** (B. P.), pills of colocynth and henbane. Dose 5–10 gr. (0.32–0.65 Gm.).

coloenteritis (*ko-lo-en-ter-i'-tis*) [*colon; enteritis*]. Inflammation of the small and large intestine. See *enterocolitis*.

colohepatopexy (*ko-lo-hep-a-to-pek'-se*) [*colon; ἧπαρ*, liver; *πῆξις*, fixation]. Fixation of the colon to the liver to form adhesions, after operations on the gall-bladder.

colomba, colombo (*kol-om'-bah, kol-om'-bo*). See *calumba*.

colon (*ko'-lon*) [κόλον, the colon]. The part of the large intestine beginning at the cecum and

terminating at the end of the sigmoid flexure. In the various parts of its course it is known as the *ascending* colon, the *transverse* colon, the *descending* colon, and the *sigmoid flexure;* this latter is sometimes divided into the *iliac* colon, and *pelvic* colon.

colonalgia (*ko-lon-al'-je-ah*) [*colon;* ἄλγος, pain]. Pain in the colon; colic.

colonic (*ko-lon'-ik*) [*colon*]. Relating to the colon.

colonitis (*ko-lon-i'-tis*). See *colitis*.

colonol (*kol'-on-ol*). Trade name of a heavy liquid petrolatum, said to be a pure Russian oil.

colonometer (*kol-on-om'-et-er*) [*colony;* μέτρον, a measure]. An apparatus for estimating the number of colonies of bacteria on a culture-plate.

colonopexy (*ko-lon'-o-pek-se*). Same as *colopexy*.

colonoscope (*ko-lon'-o-skōp*) [*colon;* σκοπεῖν, to view]. An instrument for examining the colon.

colonoscopy (*ko-lon-os'-ko-pe*). Examination by means of a colonoscope.

colony (*kol'-o-ne*) [*colonia*, colony]. A collection or assemblage, as of microorganisms in a culture.

colopexia, colopexy (*ko-lo-peks'-e-ah, ko'-lo-pek-se*) [*colon;* πῆξις, a fixing]. Suturing of the sigmoid flexure to the abdominal wall.

colopexotomy (*ko-lo-peks-ot'-o-me*) [*colon;* πῆξις, a fixing; τέμνειν, to cut]. Incision into and fixation of the colon. Colopexy with the formation of an artificial anus.

colophonium (*kol-o-fo'-ne-um*). Rosin; used in differentiating eosinmethylene-blue and other stains.

colophony (*kol'-o-fo-ne; kol-of'-on-e*) [Κολοφών, a city of Ionia]. Rosin. The solid residue left on distilling off the volatile oil from crude turpentine. See *rosin*.

coloproctia (*kol-o-prok'-te-ah*) [*colon;* πρωκτός, anus]. Formation of an artificial colonic anus.

coloptosis (*ko-lop-to'-sis*) [*colon;* πτῶσις, a falling]. Descent or displacement of the colon.

colopuncture (*kol-o-punk'-chur*). See *colocentesis*.

color (*kul'-or*) [L.]. 1. A visual sensation due to radiated or reflected light. 2. That quality of an object perceptible to sight alone. 3. A pigment. **c.-analysis,** Ehrlich's method of identifying the various forms of leukocytes. It depends upon the distinctive manner in which the protoplasmic granules react toward the acid, basic, and socalled neutral solutions of the anilin dyes. Five varieties of granules are recognized and designated by the Greek letters, α, β, γ, δ, ε: (1) *α-granules* (eosinophil, oxyphil, or coarse oxyphil granules); (2) *β-granules* (amphophil granules); (3) *γ-granules* (mast-cell or coarse basophil granules); (4) *δ-granules* (fine basophil granules); (5) *ε-granules* (neutrophil or fine oxyphil granules). **c.-blindness.** See *blindness, color-*. **c., complementary,** any color that added to another color, or to a mixture of colors, produces white. **c.-gustation.** See *pseudogeusesthesia*. **c.-hearing,** the excitation of the visual center for color through the auditory nerve. **c.-index,** the proportionate amount of hemoglobin contained in each red blood corpuscle. It is normally from .9 to 1.5. **c.-sensation,** the perception of color; it depends on the number of vibrations of the ether.

colorectitis (*ko-lo-rek-ti'-tis*) [*colon; rectum;* ιτις, inflammation]. Inflammation of the colon and rectum. Also a synonym of *dysentery*.

colorectostomy (*ko-lo-rek-tos'-to-me*) [*colon; rectum;* στόμα, a mouth]. The surgical establishment of a passage between the colon and the rectum.

colorimeter (*kol-or-im'-et-er*) [*color;* μέτρον, a measure]. An instrument for determining the quantity of coloring-matter in a mixture, as in the blood.

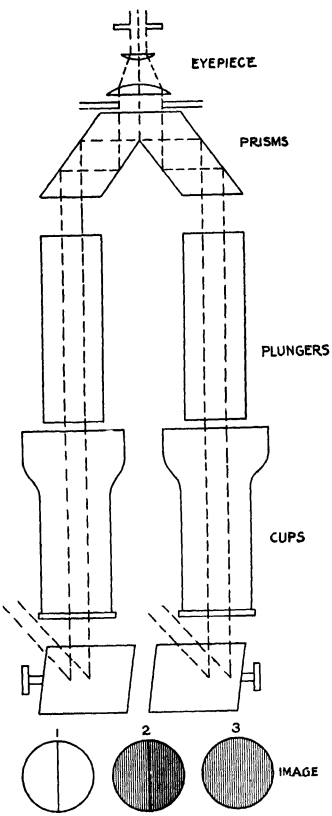

THE COLORIMETER.

(1) Represents the appearance when the cups are empty; (2) When too great a depth is observed in the right cup, (3) Represents the match.

colorimetric (*kol-or-im-et'-rik*). Relating to methods of color-measuring.

colostomy (*ko-los'-to-me*) [*colon;* στόμα, a mouth]. 1. The formation of an artificial anus by an opening into the colon. 2. Any surgical operation upon the colon that makes a permanent opening into it, whether internal or external.

colostration (*kol-os-tra'-shun*) [*colostrum*]. A disease or illness of young infants ascribed to the effects of the colostrum.

colostric (*kol-os'-trik*) [*colostrum*]. Relating to colostrum.

colostrorrhea (*ko-los-tro-re'-ah*) [*colostrum;* ῥοία, flow]. Profuse discharge of colostrum.

colostrous (*kol-os'-trus*) [*colostrum*]. Of the nature of or containing colostrum.

colostrum (*kol-os'-trum*) [L.]. The first milk from the mother's breasts after the birth of the child. It is laxative, and assists in the expulsion

of the meconium. **c. corpuscles,** small microscopic bodies contained in the colostrum. They are the epithelial cells of the mammary glands,

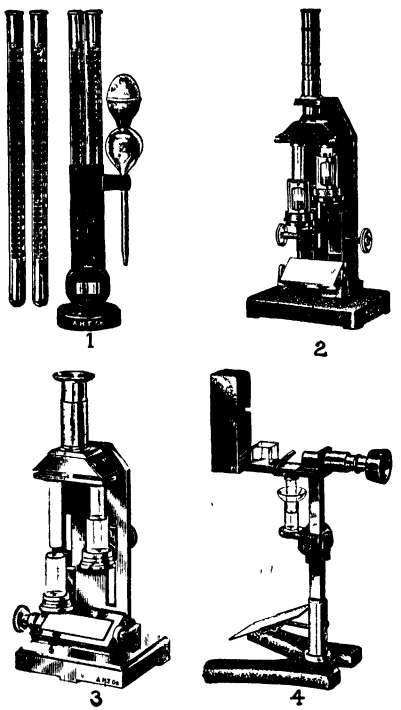

TYPES OF COLORIMETER.
(1) Myers; (2) Duboscq; (3) Duboscq (Pellin); (4) Bock-Benedict. *(Courtesy of A. H Thomas Co.)*

full of oil-globules. After about the third day these cells burst and set free the fat-globules before they leave the gland, and in this way the true milk is formed.

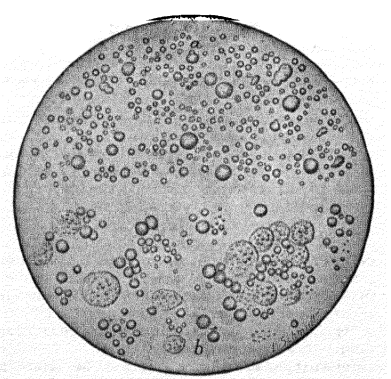

UPPER HALF, NORMAL MILK.
LOWER HALF, COLOSTRUM.

colotomy (*ko-lot'-o-me*) [*colon; τέμνειν,* to cut]. Incision of the colon, abdominal, lateral, lumbar, or iliac, according to the region of entrance.

colotyphoid (*ko-lo-ti'-foid*). Typhoid accompanied with follicular ulceration of the colon and lesions in the small intestine.

colpalgia (*kol-pal'-je-ah*) [*colpo-; ἄλγος,* pain]. Vaginal pain or neuralgia.

colpatresia (*kol-pat-re'-se-ah*) [*colpo-; ἄτρητος,* not perforated]. Occlusion or atresia of the vagina.

colpectasia (*kol-pek-ta'-zhe-ah*) [*colpo-; ἔκτασις,* a stretching out]. Vaginal dilatation.

colpedema (*kol-ped-e'-mah*) [*colpo-; οἴδημα,* swelling]. Edema of the vagina.

colpemphraxis (*kol-pem-fraks'-is*) [*colpo-; ἔμφραξις,* a stoppage]. Obstruction of the vagina.

colpeurynter (*kol-pu-rin'-ter*) [*κόλπος,* vagina; *εὐρύνειν,* to widen]. An inflatable bag or sac used for dilating the vagina.

colpeurysis (*kol-pu'-ris-is*) [see *colpeurynter*]. Dilation of the vagina, especially that effected by means of the colpeurynter.

colpitis (*kol-pi'-tis*) [*κόλπος,* vagina; *ιτις,* inflammation]. Inflammation of the vagina.

colpo- (*kol-po-*) [*κόλπος,* vagina]. A prefix denoting relation to the vagina.

colpocace (*kol-pok'-a-se*) [*colpo-; κακός,* bad]. Gangrene of the vagina.

colpocele (*kol'-po-sēl*) [*colpo-; κηλή,* hernia]. Hernia or tumor in the vagina.

colpoceliotomy (*kol-po-se-le ot'-o-me*) [*colpo-; celiotomy*]. Incision into the abdomen by the vaginal route. **c., antero-lateral,** Dührssen's name for a new vaginal operative route into the abdomen. It consists in a combination of vaginal celiotomy with complete division of one broad ligament.

colpocleisis (*kol-po-kli'-sis*) [*colpo-; κλεῖσις,* a closure] The surgical closure of the vagina.

colpocystic (*kol-po-sis'-tik*) [*colpo-; κύστις,* bladder]. Relating to the vagina and the bladder; vesicovaginal.

colpocystitis (*kol-po-sis-ti'-tis*) [*colpo-; κύστις,* bladder; *ιτις,* inflammation]. Inflammation of the vagina and the bladder.

colpocystocele (*kol-po-sis'-to-sēl*) [*colpo-; κύστις,* a bladder; *κηλή,* a tumor]. A hernia of the bladder into the vagina, with prolapse of the anterior vaginal wall.

colpocystoplasty (*kol-po-sist'-o-plas-te*) [*colpo-; κύστις,* bladder· *πλάσσειν,* to form]. Plastic surgery of the vagina and bladder.

colpocystosyrinx (*kol-po-sis-to-sir'-ingks*) [*colpo-; κύστις,* cyst; *σῦριγξ,* pipe]. Vesico-vaginal fistula.

colpocystotomy (*kol-po-sis-tot'-o-me*) [*colpo-; κύστις,* bladder; *τυμή,* a cut]. Surgical incision of the bladder through the vaginal wall.

colpocystoureterocystotomy (*kol-po-sist-o-ū-re-ter-o-sist-ot'-o-me*) [*colpo-; κύστις,* bladder; *ureter; cystotomy*]. Exposure of the orifices of the ureter by incision of the walls of the bladder and vagina.

colpodesmorr' aphy (*kol-po-des-mor'-af-e*) [*colpo-; δεσμός,* a fastening; *ῥαφή,* a seam]. Suturing of the vaginal sphincter.

colpodynia (*kol-po-din'-e-ah*) [*colpo-; ὀδύνη,* pain]. Neuralgic pain in the vagina.

colpohyperplasia (*kol-po-hi-per-pla'-ze-ah*) [*colpo-; hyperplasia*]. Hyperplasia of the vagina. **c. cystica,** a form of degeneration of the vaginal mucosa, occurring during pregnancy, and characterized by the formation of gas-cysts, due, according to Lindenthal, to an organism which

he calls *Bacillus emphysematis vaginæ*. Syn., *colpitis vesiculosa emphysematosa; emphysema vaginæ*.

colpohysterectomy (*kol-po-his-ter-ek'-to-me*) [*colpo-; hysterectomy*]. Removal of the uterus through the vagina.

colpohysteropexy (*kol-po-his'-ter-o-pek-se*) [*colpo-; hysteropexy*]. Vaginal hysteropexy; supravaginal amputation of the cervix and anastomosis of the uterus and the vaginal mucosa. Syn., *hysteropexy vaginalis*.

colpohysterorrhaphy (*kol-po-his-ter-or'-af-e*) [*colpo-; hysterorrhaphy*]. An operation for prolapse of the uterus; colpohysteropexy.

colpohysterotomy (*kol-po-his-ter-ot'-o-me*) [*colpo-; ὑστέρα*, womb; *τομή*, section]. Surgical incision of the uterus through the vagina.

colpomyomectomy (*kol-po-mi-o-mek'-to-me*) [*colpo-; myomectomy*]. Myomectomy through the vagina.

colpomyomotomy (*kol-po-mi-o-mot'-o-me*) [*colpo-; μῦς*, a muscle; *τομή*, a section]. Vaginal myomotomy; colpomyomectomy.

colpopathy (*kol-pop'-a-the*) [*colpo-; πάθος*, illness]. Any disease of the vagina.

colpoperineoplasty (*kol-po-per-in-e'-o-plas-te*) [*colpo-; perineum; πλάσσειν*, to form]. Plastic operation for abnormality of the vagina and perineum.

colpoperineorrhaphy (*kol-po-per-in-e-or'-af-e*) [*colpo-; perineorrhaphy*]. Repair of a perineal laceration by denuding and in part suturing the posterior wall of the vagina.

colpopexy (*kol'-po-pek-se*) [*colpo-; πῆξις*, fixation]. Fixation of the vagina; vaginapexy.

colpoplastic (*kol-po-plas'-tik*) [*colpo-; πλάσσειν*, to form]. Relating to colpoplasty.

colpoplasty (*kol'-po-plas-te*) [*colpo-; πλάσσειν*, to form]. Plastic surgical operation upon the vagina.

colpopolypus (*kol-po-pol'-ip-us*) [*colpo-; polypus*]. Polypus of the vagina.

colpoptosis (*kol-pop-to'-sis*) [*colpo-; πτῶσις*, a falling]. Prolapse of the vaginal walls.

colporrhagia (*kol-por-a'-je-ah*) [*colpo-; ῥηγνύναι*, to burst forth]. Vaginal hemorrhage.

colporrhaphy (*kol-por'-a-fe*) [*colpo-; ῥαφή*, a seam]. Suture of the vagina.

colporrhea (*kol-por-e'-ah*) [*colpo-; ῥοία*, a flow]. Vaginal leukorrhea; a mucous discharge from the vagina.

colporrhexis (*kol-por-ek'-sis*) [*colpo-; ῥῆξις*, rupture]. Laceration or rupture of the vagina.

colposcope (*kol'-po-skōp*) [*colpo-; σκοπεῖν*, to view]. An instrument for the visual examination of the vagina; a vaginal speculum.

colpospasmus (*kol-po-spas'-mus*) [*colpo-; σπασμός*, spasm]. Spasm of the vagina.

colpostegnosis (*kol-po-steg-no'-sis*) [*colpo-; στέγνωσις*, closure]. Same as *colpostenosis*.

colpostenosis (*kol-po-sten-o'-sis*) [*colpo-; στένωσις*, a narrowing]. Constriction of the vagina.

colpostenotomy (*kol-po-sten-ot'-o-me*) [*colpo-; στενός*, narrow; *τομή*, a cutting]. Surgical division of colpostenosis.

colposynizesis (*kol-po-sin-iz-e'-sis*) [*colpo-; συνίζησις*, a falling in]. Narrowness of the vagina.

colpotomy (*kol-pot'-o-me*) [*colpo-; τομή*, a cutting]. Surgical incision of the vagina.

colpoureterocystotomy (*kol-po-ū-re-ter-o-sis-tot'-o-me*) [*colpo-; ureter; cystotomy*]. The exposure of the ureteral openings by cutting through the walls of the vagina and bladder. Colpocystoureterotomy.

colpoureterotomy (*kol-po-ū-re-ter-ot'-o-me*). Incision of the ureter through the vagina.

colpoxerosis (*kol-po-ze-ro'-sis*) [*colpo-; ξερός*, dry]. Morbid dryness of the vagina.

colpus (*kol'-pus*). The space between the breasts.

colt-ill (*kōlt-il*). See *strangles*.

coltsfoot. The leaves of *Tussilago farfara*, a demulcent and tonic, sometimes prescribed in chronic cough. Dose of a *decoction* (1 oz. to 1 pint) a teacupful; of *fluidextract* 1–2 dr. (4–8 Cc.).

columbin (*kol-um'-bin*). See *columbin* under *calumba*.

columbium (*ko-lum'-be-um*). A rare chemical element, symbol Cb; atomic weight 93.5.

columbo (*kol-um'-bo*). See *calumba*.

columella (*kol-ū-mel'-ah*) [L., "a little column"]. 1. The modiolus or central axis of the cochlea of the human ear. See *cochlea* and *modiolus*. 2. A bone in birds which takes the place of the ossicles of the ear in man. **c. fornicis**, one of the anterior pillars of the fornix. **c. nasi**, the septum of the nose.

column (*kol'-um*) [*columna*]. A name given to several parts of the body that furnish support to surrounding parts, or that have the shape of pillars. **c., anterior**, the layer of white matter in either half of the spinal cord included between the anterior horn and nerve-root and the anterior median fissure. **c., anterolateral ascending**. See *Gowers' c.* **c., commissural**, one of nerve-substance extending along the bottom of the horizontal fissure of the cerebellum and connecting the anterior and posterior superior lobes. **c., crossed pyramidal, c., crossed, of Tuerck, c., cuneiform**. See *c., posteroexternal*. **c., direct cerebellar**, in the spinal cord, is situated outside of the lateral pyramidal tract. **c., direct pyramidal, c., direct of Tuerck**. See c. *of Tuerck*. **c. of the external ring**, the free border of the aponeurosis of the external oblique muscle, forming the edges of the external abdominal ring. **c., gray, anterior**, the ventral cornu of the spinal cord. **c., gray, posterior**, the dorsal cornu of the spinal cord. **c. of the intermediolateral tract**, a column of motor cells in the intermediolateral tract of the spinal cord; it is best seen in the dorsal region. **c., lateral**, the layer of white matter in either half of the spinal cord included between the posterior horn and nerve-roots and the anterior horn and nerve-roots. **c., posterior**, a collection of white matter situated in the spinal cord on either side between the posterior horns and posterior nerve-roots and the posterior median fissure. **c., posteroexternal**, the outer wide division of the posterior column of the cord; the column of Burdach. **c., posteromedian**, the median division of the posterior column of the cord, the column of Goll. **c., posterovesicular**. See *Clarke's c.* **c., respiratory**. See *fasciculus, solitary*. **c., vesicular**, one of the nerve-cells in the posterior gray horn of the spinal cord.

columna (*kol-um'-nah*) [L.; pl., *columnæ*]. A column or pillar. **c. adiposa**, a fat-column. **c. anterior**, anterior horn or column. **c. Bertini**, that part of the cortical structure of the kidneys that separates the sides of any two pyramids. **c. carneopapillaris anterior**, the anterior column of the vagina. **c. carneopapillaris posterior**, the posterior column of the vagina. **c. fornicis**, anterior pillar or column of fornix. **c. lateralis**, lateral horn or column. **c. nasi**, the anteroposterior septum between the nostrils. **c.**

plicarum, the columns of the vagina. **c. posterior,** posterior horn or column. **c. rugarum,** the columns of the vagina. **c. vertebralis,** the spinal column.

columnæ carneæ, the muscular columns projecting from the inner surface of the ventricles of the heart. **c. cinereæ,** the dorsal and ventral horns of the spinal cord. **c. cordis.** See *columnæ carneæ*. **c. cristarum vaginæ,** the columns of the vagina. **c. griseæ,** columns or horns of gray matter. **c. papillares.** Same as *musculi papillares*. **c. quintæ,** a bundle of nerve-fibers apparently originating in the upper nucleus of the fifth cranial nerve and decussating along the Sylvian aqueduct. **c. recti.** See *Morgagni, columns of*. **c. vaginæ,** ridges on the anterior walls of the vagina.

columnella (*kol-um-nel'-ah*). See *columella*.

columning (*kol'-um-ing*) [*column*]. The placing of vaginal tampons to support a prolapsed uterus.

columnization (*kol-um-ni-za'-shun*) [column]. Packing the vagina with tampons to prevent or support prolapse of the uterus.

colyone (*ko'-le-ōn*). A chemical substance in the blood which has an inhibitory action on some organ or part; it is the opposite of a hormone.

colypeptic (*ko-le-pep'-tik*) [κωλύειν, to hinder; πέψις, digestion]. That which hinders or delays digestion.

colyseptic (*ko-le-sep'-tik*) [κωλύειν, to hinder; σήψις, putrefaction]. Antiseptic; hindering sepsis or putrefaction.

colytic (*ko-lit'-ik*) [κολυτικός, preventive]. Preventive; inhibitory; caused by an obstruction; antiseptic.

coma (*ko'-mah*) [κῶμα, a deep sleep]. Unconsciousness from which the patient cannot be aroused by external stimulus. **c., alcoholic,** that due to poisoning by alcohol. **c., apoplectic,** that due to apoplexy. **c., uremic,** that due to uremia. **c. vigil,** a comatose condition in which the patient lies with open eyes, but is unconscious and delirious This occurs occasionally in typhoid and typhus fevers and in delirium tremens.

comatose (*ko'-mat-ōs*) [*coma*]. In a condition of coma.

combiner (*kom-bi'-ner*) [*combinare*, to join]. That which combines. **c., galvanofaradic,** an instrument by means of which the galvanic and faradic currents can be used alternately or in combination in electrotherapeutics.

combining power. See *valence*.

combustion (*kom-bus'-chun*) [*comburere*, to burn up]. The process of oxidation, attended with the liberation of heat and sometimes of light. **c., slow,** same as decay. **c. spontaneous,** that due to heat from chemical changes, such as the spontaneous ignition of oiled waste or shoddy in woolen mills, factories, etc.

Comby's sign [Jules *Comby*, French physician, 19th century]. A form of stomatitis involving the buccal mucosa, diagnostic of incipient measles. There is slight swelling, and the mucous membrane becomes reddish, the superficial epithelial cells become whitish as if brushed over by a paint-brush. It may occur evenly or in patches. Cf. *Koplik's spots*.

comedo (*kom'-e-do*) [L., "a glutton;" pl., *comedones*]. A chronic disorder of the sebaceous glands characterized by yellowish or whitish elevations, the size of a pinpoint or of a pinhead, containing in their center exposed blackish points. They are found usually on the face, back of the neck, chest, and back, and are often associated with acne. They occur, as a rule, in the young. Occasionally a parasite, *Demodex folliculorum*, is found in each comedo. Syn., *blackheads; grubs; grub-worms*.

comes (*ko'-mēz*) [L.; pl., *comites*]. A companion as a vein to an artery, or an artery to a nerve.

comestible (*kom-est'-e-bl*) [L., *comestibilis*]. Edible.

comfimeter (*kum-fim'-et-er*). A device for measuring the cooling power of the air at body temperature.

comfrey (*kum'-fre*). The root of *Symphytum officinale*, a demulcent, slightly astringent and tonic drug. It is a common ingredient of domestic cough-mixtures. Dose of the decoction indefinite; of the fluidextract ʒ j–ij.

comma bacillus (*kom'-ah bas-il'-us*). See *spirillum choleræ asiaticæ* under *spirillum*.

comma-tract (*kom'-ah-trakt*). A comma-shaped tract in the posterolateral column of the spinal cord.

commensal (*kom-en'-sal*) [*com*, together; *mensa*, table]. In biology, the harmonious living together of two organisms, animals or plants. One of two such organisms.

commensalism (*kom-en'-sal-izm*). The intimate association of two different living organisms dependent on each other.

comminuted (*kom'-in-ū-ted*) [*comminuere*, to break into pieces]. Broken into a number of pieces.

comminuter (*kom'-in-ū-ter*) [*comminuere*, to break into pieces]. An apparatus used to produce a spray; an atomizer.

comminution (*kom-in-ū'-shun*) [*comminutio; comminuere*, to break in pieces]. The process by which a solid body is reduced to pieces of varying sizes. It includes the various operations of cutting, rasping, grating, slicing, pulverizing, levigating, triturating, elutriating, granulating, etc. See, also, *fracture, comminuted*.

Commiphora (*kom-if'-o-rah*) [κόμμι, gum; φέρειν, to bear]. A genus of shrubs and trees of the order *Burseraceæ*, found in Africa and the East Indies. *C. africanum* yields African bdellium. *C. agallocha* yields Indian bdellium. *C. myrrha* yields myrrh. *C. opobalsamum* yields balsam of Mecca or of Gilead.

commissura (*kom-is-ū'-rah*). See *commissure*. **c. ansata,** a tract of fibers in the optic chiasm. **c. anterior alba,** anterior white commissure. **c. anterior grisea,** anterior gray commissure. **c. anterior (cerebri),** anterior commissure of the cerebrum. **c. brevis,** a portion of the inferior vermiform process of the cerebellum. **c. habenularum,** commissure of the habenula. **c. hippocampi,** the fornicommissure or lyra of the fornix, *q. v.* **c. inferior (Guddeni),** inferior commissure of Gudden. **c. labiorum,** junction of the lips, the angle of the mouth. **c. labiorum anterior,** anterior commissure of the labia majora. **c. labiorum posterior,** posterior commissure of the labia majora. **c. magna,** the corpus callosum. **c. magna cerebelli,** the superior peduncles of the cerebellum. **c. maxima, c. maxima cerebri,** the corpus callosum. **c. palpebrarum lateralis,** lateral palpebral commissure, or external canthus. **c. palpebrarum medialis,** medial palpebral commissure, or internal canthus. **c. posterior,** posterior commissure. **c. posterior (cerebri),** posterior commissure of the cerebrum. **c. simplex,** a small cerebellar lobe. **c. superior (Meynerti),** superior commissure of Meynert. **c. ventralis alba,**

the band of white matter between the gray matter and the anterior fissure of the spinal cord.

commissural (*kom-is-ū'-ral*) [*commissure*]. Having the properties of a commissure; uniting symmetrical parts, as *commissural* fibers of the brain.

commissure (*kom'-is-ūr*) [*con*, together; *mittere*, to send]. 1. That which unites two parts. 2. A joint, a seam. 3. The point of union of the lips, eyelids, or labia. 4. Strands of nerve-fibers uniting hemispheres of the brain, or the two sides of the spinal cord. **c., anterior** (of third ventricle), a rounded cord of white fibers placed in front of the anterior crura of the fornix. **c., arcuate.** 1. The posterior optic commissure. 2. Same as Gudden's inferior commissure, *q. v.* **c., gray** (of spinal cord), the transverse band of gray matter connecting the masses of gray matter of the two halves of the spinal cord. **c., gray, anterior,** nerve-fibers in the gray columns of the cord, which, crossing to the opposite side in front of the central canal, decussate in two directions, part of the fibers entering into the opposite cornu ventrale, part into the cornu dorsale. **c., gray, posterior,** that portion of the gray commissure of the spinal cord lying dorsad to the central canal. **c., habenal,** fibers joining one habena to the other; the dorsal stalk of the epiphyses. **c., horseshoe.** See *Wernekink's c.* **c., inferior.** See *Gudden's inferior c.* **c., middle,** a band of soft gray matter connecting the optic thalami. **c., optic,** the union and crossing of the two optic nerves in front of the tuber cinereum. **c., posterior** (of third ventricle), a flattened white band connecting the optic thalami posteriorly. **c., soft** (of the brain). Same as *c., middle.* **c., white, anterior** (of spinal cord), a layer of fibers separating the posterior gray commissure from the bottom of the anterior median fissure. **c., white, posterior** (of spinal cord), a band of fibers separating the gray commissure from the bottom of the posterior median fissure.

commotio (*kom-o'-she-o*) [L.]. A concussion, commotion or shock. **c. cerebri,** concussion of the brain. **c. retinæ,** concussion or paralysis of the retina from a blow on or near the eye. It is characterized by sudden blindness, but there is little or no ophthalmoscopic evidence of any lesion. The sight is usually regained, and its loss is supposedly due to disturbance of the retinal elements **c. spinalis,** railway spine.

communicable (*kom-ū'-nik-abl*) [*communicabilis*]. Transmissible from one person to another.

communicans (*kom-ū'-nik-ans*) [L.]. 1 Communicating. 2 Alternating; connecting **c. hypoglossi, c. noni.** See under *nerve.* **c. Willisii.** Posterior communicating artery of the brain.

communis (*kom-ū'-nis*) [*communis*, common]. Common; pertaining to more than one.

commutator (*kom'-ū-ta-tor*) [*commutare*, to exchange]. An instrument for automatically interrupting or reversing the flow of an electric current.

comose (*ko'-mōs*) [*coma*, hair]. Having much hair.

comp. Abbreviation for Latin *compositus, compositа, compositum*, compound.

compact (*kom'-pakt*) [*compactus*, joined together]. Solid, dense; closely compressed **c. tissue,** the external, hard part of bone.

companionate marriage. The union of two people for sexual companionship without the intention of producing offspring.

comparascope (*kom-par'-as-kōp*). An apparatus attached to a microscope for the simultaneous comparison of two different slides.

compatibility (*kom-pat-ib-il'-it-e*) Of medicines, the relation of one substance to another, so that they may be mixed without chemical change or loss of therapeutic power.

compensating (*kom'-pen-sa-ting*) [see *compensation*]. Making good a deficiency. **c. ocular.** See under *ocular.* **c. operation,** in ophthalmology, tenotomy of the associated antagonist in cases of diplopia from paresis of one of the ocular muscles.

compensation (*kom-pen-sa'-shun*) [*compensare*, to equalize]. The act of making good a deficiency; the state of counterbalancing a functional or structural defect.

compensatory (*kom-pen'-sa-to-re*) [see *compensation*]. Making good a deficiency. Restoring the balance, after failure of one organ or part of an organ, by means of some other organ or part of an organ.

complement (*kom'-ple-ment*) [*complere*, to complete]. A thermolabile body resembling a ferment and found in serum and cell protoplasm. It acts in conjunction with the amboceptor in causing lysis. "The cell is the lock, the amboceptor the key, and the complement the hand that turns the key." Syn., *addiment; alexin; cytase.* See *alexin, Wassermann's test.* **c. deviation of, c., fixation of,** the entering of the complement into combination with an antigen-immune-body, so that hemolysis or bacteriolysis is hindered.

complemental, complementary (*kom-ple-men'-tal, kom-ple-men'-ta-re*) [*complement*]. Supplying a deficiency. **c. air.** See *air, complemental.* **c. colors,** a term applied to any two colors which combined produce white light, as, *e.g.*, blue and yellow.

complementoid (*kom-ple-ment'-oid*). A complement that has lost its power of causing lysis It results from the destruction of a complement (*q. v.*); it can go to form an anticomplement.

complementophil, complementophile (*kom-ple-ment'-o-fil*). The haptophore group of the intermediary body by means of which it combines with the complement

complementophilic (*kom-ple-ment-o-fil'-ik*). Showing a special affinity for the complement.

completion (*kom-ple'-shun*). The union of antibodies or amboceptors with complement.

complex (*kom'-pleks*) 1. See *complexus.* 2. In psychoanalysis, "a system which has become or tends to become separated from the rest of the mental structure or personality and by its domination of the mind has destroyed, or tends to destroy the unity which is essential to mental health." (Jung.)

complexus (*kom-pleks'-us*) [L., "complex"] The totality of symptoms, phenomena, or signs of a morbid condition. **c. muscle.** See under *muscle.*

complication (*kom-plik-a'-shun*). A disease occurring in the course of some other disease and more or less dependent upon it.

components (*kom-po'-nents*) [*com*, together; *ponere*, to place]. Name given to the ingredients of a mixture.

composition (*kom-po-zish'un*) [*compositio*, a putting together]. 1. Compounding; applied to drugs. The constitution of a mixture. 2. The kind and number of atoms which are contained in the molecule of a compound. **c. powder,** a popular

name (originally Thomsonian) for the *pulvis myricæ compositus*, N. F. It is a mixture of finely powdered bayberry bark (*Myrica cerifera*), 12 parts; ginger, 6 parts; capsicum and cloves, each 1 part. It is useful for sore throat and severe coryza. **c. tea**, a warm drink composed of different spices, and used as a stomachic and to abort an attack of coryza.

compos mentis (*kom'-pos men'tis*) [L.]. Of sound mind.

compound (*kom'-pound* or *kom-pound'*) [*com*, together; *ponere*, to put]. 1. To mix, as drugs. 2. A mixture composed of several parts. 3. A substance composed of definite proportions of two or more elements in chemical union **c., addition**, one formed from two other substances by direct union. **c., binary**, a substance composed of two elements or of an element and a compound behaving as an element. **c. cathartic pills** (*pilulæ catharticæ compositæ*, U. S. P.), pills of colocynth, mild mercurous chloride, resin of jalap, gamboge, and diluted alcohol. Dose 2 pills. **c., endothermic**, one absorbing heat in its formation. **c., exothermic**, one in which there is no elevation of temperature attending its formation. **c., explosive**, an unstable organic product containing much oxygen and readily decomposing. **c. fracture**. See *fracture, compound*. **c., quaternary**, a substance composed of four elements. **c., satisfied**, a chemical compound in which the combining capacities of all the elements are satisfied; one in which there are no free valences. **c., saturated**, one in which the elements have their maximum valences all filled. **c., substitution**, a compound formed from another body by replacement of one or more of its elements by another body or bodies. **c., ternary**, a compound composed of three elements.

compounding (*kom-pound'-ing*). The mixing manipulation, and preparation of the drugs ordered in a prescription.

compral (*kom'-pral*). An analgesic for post-operative pain; of negligible toxicity.

compress (*kom'-pres*) [*compressus*, pressed together]. A folded cloth, wet or dry, applied firmly to the part for relief of inflammation or to prevent hemorrhage. **c., electrothermic**, an appliance consisting of flexible pillows and of thin wires isolated by asbestos and covered with canvas. This, when connected with a strong electric current, serves to supply a modified form of dry heat. **c. cribriform, c., fenestrated**, a compress with a hole for drainage. **c., graduated**, a compress composed of folds of a gradually increasing size.

compressed (*kom-presd'*) [*compressus*, pressed together]. Firmly pressed together; having the lateral diameter reduced. **c. air**, air the density of which has been increased by compression. **c.-air bath**. See *bath*. **c.-air illness**. See *caisson disease*.

compression (*kom-presh'-un*) [*compress*]. The state of being compressed. **c.-atrophy**, atrophy of a part from constant compression. **c., digital**, compression of an artery by the fingers. **c.-myelitis**. See *myelitis, compression-*.

compressor (*kom-pres'-or*) [*compress*]. 1. An instrument for compressing an artery, vein, etc. 2. It is also applied to muscles having a compressing function, as the *c. naris*, *c. venæ dorsalis penis*, etc. See *muscles, table of*. 3. One of the light springs inserted on either side of the stage of a microscope for holding the slide in position; a clip. **c. sacculi laryngis**, the inferior arytenoepiglottideus muscle. See *muscles, table of*. **c. urethræ**, constrictor urethræ. See *muscles, table of*.

compressorium (*kom-pres-o'-re-um*) [*compressor*, a compress]. An instrument devised for making pressure on the cover-glass of a microscope-slide in order to favor separation of the elements of the specimen to be examined.

comptocormia (*komp-to-kor'-me-ah*). A condition in which the trunk is flexed on itself at about the level of the first lumbar vertebra; it is accompanied by compensatory extension of the head.

conalbumin (*kon-al-bū'-min*). A protein body obtained by Osborne and Campbell from white of egg, and so designated "on account of its close relation in properties and composition to ovalbumen." Cf. *ovalbumen; ovomucin; ovomucoid*.

conarial (*ko-na'-re-al*) [κωνάριον, the pineal gland]. Relating to the conarium. **c. vein**. See *vein*.

conariohypophyseal (*ko-na-re-o-hi-po-fis'-e-al*) [κωνάριον, the pineal gland; ὑποφύσις, an undergrowth]. Relating to the conarium and to the hypophysis of the cerebrum; pineo-pituitary.

conarium (*ko-na'-re-um*) [κωνάριον; dim. of κῶνος, a cone]. The pineal gland.

conation (*ko-na'-shun*) [*conari*, to endeavor]. The exertive power of the mind, including will and desire; a special act or exercise of the exertive power.

concassation (*kon-kas-a'-shun*) [*concassatio; con*, together; *cassare* or *quassare*, to shake, to beat]. 1. The shaking of medicines, as in a bottle; the pulverizing of drugs by beating. 2. Mental distress or affliction.

concatenate (*kon-kat'-en-āt*) [L., *con*, together; *catena*, chain]. Linked together; such as enlarged lymph glands.

Concato's disease (*kon-kah'-to*) [Luigi Maria *Concato*, Italian physician, 1825–1882]. Tuberculosis affecting successively various serous membranes, terminating usually in pulmonary tuberculosis.

concave (*kon'-kāv*) [*con*, together; *cavus*, hollow]. Hollow; incurved, as the inner surface of a hollow sphere.

concavity (*kon-kav'-it-e*). A depression or fossa.

concavoconcave (*kon-ka'-vo-kon'-kāv*) [*concave*]. Concave on both sides. See *lens, biconcave*.

concavoconvex (*kon-ka'-vo-kon'-veks*). Having one surface concave, the other convex, the convexity exceeding the concavity. See *lens, concavoconvex*.

concavum pedis [L.]. The hollow, or the arch of the sole of the foot.

conceive (*kon-sēv'*) [*concipere*, to take in]. To become pregnant.

concentrated (*kon'-sen-tra-ted*). Made stronger or purer.

concentration (*kon-sen-tra'-shun*) [*con*, together; *centrum*, the center]. 1. The act of making denser, as of a mixture, by evaporating a part of the liquid. 2. Afflux toward a part. 3. The strength of a solution. 4 The state of fixed and restricted attention.

concentric (*kon-sen-trik*). Having a common center. **c. hypertrophy of the heart**, increase in the muscular texture of the heart, the capacity of the cavities remaining unchanged.

concept (*kon'-sept*) [*conceptum*, something understood]. The subject of a mental conception.

conception (*kon-sep'-shun*) [*concipere*, to conceive]. 1. The fecundation of the ovum by the sperma-

tozoon. 2. The abstract mental idea of anything; the power or act of mentally conceiving. **c., imperative,** a false idea that a person dwells upon and cannot expel from his mind, even when he knows it to be absurd. It dominates his actions and is a symptom of insanity.

conceptive (*kon-sep'-tiv*) [see *conception*]. Capable of conceiving.

concha (*kong'-kah*) [κόγχη, a shell: pl., *conchæ*]. 1. A shell. Applied to organs having some resemblance to a shell, as the naris, vulva, etc. 2. The external ear. 3. The turbinated bone. **c. auris,** the hollow part of the external ear. **c. inferior,** the inferior turbinated bones. **c. labyrinthi,** the cochlea. **c. media,** the middle turbinated bone. **c., Morgagni's,** the superior turbinated bone of the ethmoid. **c. superior,** the superior turbinated bone. **conchæ turbinatæ,** the turbinated bones.

conchinine (*kon'-kin-ĕn*). See *quinidine*.

conchitis (*kong-ki'-tis*) [κόγχη, a shell; ιτις, inflammation]. Inflammation of the concha.

conchoidal (*kong-koi'-dal*). Shell-like; shaped like a cell.

conchoscope (*kong'-ko-skōp*) [*concha;* σκοπεῖν, to inspect]. A speculum and mirror for inspecting the nasal cavity.

conchotome (*kong'-ko-tōm*) [*concha;* τομή, a cutting]. An instrument for the surgical removal of the turbinated bone.

concoctio (*kon-kok'-she-o*) [L.]. Digestion. **c. tarda.** Synonym of *dyspepsia*.

concoction (*kon-kok'-shun*) [*concoquere,* to boil together]. The act of boiling two substances together.

concomitant (*kon-kom'-it-ant*) [*concomitari,* to accompany]. Accompanying. **c. strabismus.** See under *strabismus*. **c. symptoms,** symptoms that are not in themselves essential to the course of a disease, but that may occur in association with the essential symptoms.

concrement (*kon'-kre-ment*) [*concrescere,* to grow together]. A concretion.

concrescence (*kon-kres'-ens*) [*con,* together; *crescere,* to grow]. 1. See *concretion* (3). 2. Held's term for the plunging of the terminal of one neuron deep into the cell-body of another. **c. of teeth,** a growing together of the roots of two teeth after complete development.

concretion (*kon-kre'-shun*) [see *concrescence*]. 1. The solidification or condensation of a fluid substance. 2. A calculus. 3. A union of parts normally separate, as the fingers. 4. Same as deposit (dental).

concubitus (*kon-kū'-bit-us*) [*concumbere,* to lie together]. Copulation.

concussion (*kon-kush'-un*) [*concussio,* a violent shock]. Shock; the state of being shaken; a severe shaking or jarring of a part; also, the morbid state resulting from such a jarring. **c. of the brain,** a condition produced by a fall or blow on the head, and marked by unconsciousness, feeble pulse, cold skin, pallor, at times the involuntary discharge of feces and urine; this is followed by partial stupor, vomiting, and headache, and eventually recovery. In severe cases inflammation of the brain or a condition of feeble-mindedness may follow. **c. of the labyrinth,** deafness and tinnitus from a blow or an explosion **c. of the spinal cord,** a condition caused by severe shock of the spinal column, with or without appreciable lesion of the cord. It leads to functional disturbances analogous to railway spine.

concussor (*kon-kus'-or*) [*concutere,* to shake]. In massage, an apparatus for gently beating the part to be treated.

condensability (*kon-dens-ab-il'-it-e*) [*condensare,* to condense]. Capacity for undergoing condensation.

condensation (*kon-den-sa'-shun*) [*condensare,* to condense]. 1. Making more compact or dense. 2. The changing of a gaseous substance to a liquid, or a liquid to a solid. 3. In chemistry, the union of two or more molecules by the linking of carbon-atoms and the formation of complicated carbon-chains. 4. The pathological hardening, with or without contraction, of a soft organ or tissue.

condensed (*kon-densd'*) [*condensare,* to make thick]. Made compact; reduced to a denser form. **c. milk,** milk that has had most of its watery elements evaporated. Condensed milk prepared with the addition of cane-sugar is a white or yellowish-white product of about the consistence of honey, and ranging in specific gravity from 1.25 to 1.41. It should be completely soluble in 4 or 5 times its bulk of water, without separation of any flocculent residue, and then possess the taste of fresh, sweetened milk. Condensed milk prepared without the addition of cane-sugar is not boiled down to the same degree, and therefore remains liquid.

condenser (*kon-den'-ser*). 1. A lens or combination of lenses used in microscopy for gathering and concentrating rays of light. See *Abbé's condenser*. 2. An apparatus for condensing gases. 3. An apparatus for the accumulation of electricity.

condiment (*kon'-dim-ent*) [*condimentum,* spice]. Spice, sauce, or other appetizing ingredients used with food

condom (*kon'-dum*) [corruption of *Conton,* English physician 18th century, said to be the inventor]. A sheath worn over the penis during copulation for the purpose of preventing conception or infection.

conductance (*kon-duk'-tans*). The ratio of an electric current through a conductor to the electromotive force.

conductibility (*kon-dukt-i-bil'-e-te*) [see *conductor*]. 1. Capacity for being conducted. 2. Conductivity; conducting power. **c., centrifugal,** the power of carrying centrifugal impulses from the nervous centers to the periphery. **c., centripetal,** the power of conducting centripetal impulses from the periphery to the nervous centers.

conduction (*kon-duk'-shun*) [see *conductor*]. The passage or transfer of force or material from one part to another. **c.-resistance,** the resistance encountered by an electric current in passing through a circuit.

conductivity (*kon-duk-tiv'-it-e*). The capacity for conducting or transmitting electricity, or heat, or light, or sound without visible movement in the conductor.

conductor (*kon-duk'-tor*) [*conducere,* to draw together]. 1. A body that transmits force-vibrations, such as those of heat or electricity. 2. A term applied to the electrodes and cords by which they are joined to the battery. 3. An instrument serving as a guide for the surgeon's knife. 4. In physiology, any part of the nervous system that transmits impulses. **c., sonorous,** a term applied to certain nerve-fibers which interlace with the auditory striæ.

conduplicate (*kon-dū'-plik-āt*) [*con,* together; *duplicare,* to double]. Folded upon itself lengthwise

condurangin (*kon-du-ran'-jin*) [*condurango*]. A mixture of glucosides from condurango bark, occurring as an amorphous yellow powder of an aromatic bitter taste, soluble in water, alcohol, and chloroform. It is used as a stomachic and astringent in gastric cancer and chronic dyspepsia. Dose $\frac{1}{10}$–$\frac{1}{4}$ gr. (0.006–0.016 Gm.) 3 times daily.

condurango bark (*kon-du-ran'-go*) [Peruvian]. Bark of *Gonolobus tetragonus* or of *Conglobus condurango;* a remedy much used in South America as an alterative in syphilis. It was introduced into the United States as a remedy for carcinoma of the stomach, but yielded uncertain results. It is a stomachic tonic. Dose of the *fluidextract* ½–1 dr. (2–4 Cc.); of the *tincture* 1–2 dr. (4–8 Cc.).

Condy's fluid (*kon'-de*) [Henry Bollmann *Condy*, English physician, 19th century]. One part of sodium or potassium permanganate dissolved in 500 parts of water; it is a useful disinfectant.

condylar (*kon'-dil-ar*) [*condyle*]. Pertaining to a condyle.

condylarthrosis (*kon-dil-ar-thro'-sis*) [*condyle; ἄρθρον*, a joint]. A form of diarthrosis wherein a condyle is set in a shallow and elliptic cavity and free and varied movement of the joint is possible; condylar articulation.

condyle (*kon'-dil*) [*κόνδυλος*, a knuckle]. Any rounded eminence such as occurs in the joints of many of the bones, especially the femur, humerus, and lower jaw.

condylectomy (*kon-dil-ek'-to-me*) [*condyle; ἐκτομή*, excision]. Excision of a condyle.

condylion (*kon-dil'-e-on*) [*condyle*]. In craniometry, the point at the lateral tip of the condyle of the jaw.

condyloid (*kon'-dil-oid*) [*condyle; εἶδος*, likeness]. Resembling or pertaining to a condyle.

condyloma (*kon-dil-o'-mah*) [*κονδύλωμα*, a swelling: *pl., condylomata*]. A wart-like growth or tumor usually near the anus or pudendum. **c. acuminatum**, the pointed condyloma or wart of the genital organs, often of non-syphilitic origin. Syn., *acrothymion; acrothymiosis*. **c. endocysticum, c. endofolliculare, c. porcelaneum, c. subcutaneum.** See *molluscum contagiosum*. **c. latum**, the flat, broad, moist syphilid or mucous patch. Syn., *papula madidans*. Cf. *c. acuminatum*. **c., syphilitic, c. syphiliticum.** See *c. latum*. **c., thymic**, condyloma that assumes the form of a papilloma; so called from its resemblance to thyme-blossoms.

condylomatous (*kon-dil-o'-mat-us*). Of the nature of a condyloma.

condylosis (*kon-dil-o'-sis*). The formation of a condyloma.

condylotomy (*kon-dil-ot'-o-me*) [*condyle; τέμνειν*, to cut]. Extra-articular osteotomy; a division through the condyles of a bone.

condylus (*kon'-di-lus*) [L.: *pl., condyli*]. Condyle. **c. lateralis**, lateral condyle, outer condyle, or external tuberosity. **c. medialis**, medial condyle, inner condyle, or internal tuberosity. **c. occipitalis**, occipital condyle.

cone, conus (*kōn, ko'-nus*) [*κῶνος*, a cone]. 1. A solid body having a circle for its base, and terminating in a point. 2. The mechanical element of the tooth-crown. 3. See *conus*. **c., antipodal**, in mitosis the cone of astral rays opposite the spindle-fibers. **c.-bipolars**, bipolar cells of the inner nuclear layer of the retina, connected with the cones of the retina externally and ramifying internally in the middle of the molecular layer. **c.-element**, a cell of the sensory or nerve epithelium of the retina, consisting of a conic tapering external part, the *cone proper*, prolonged into a nucleated enlargement from the farther side of which the *cone-fiber* passes inward to terminate by an expanded arborization in the outer molecular layer. **c.-fiber**, one of the fibers of the retinal cones. **c.-foot**, one of the bulbous processes of the cone-granules of the retina. **c., graduated**, a cone-shaped body used for measuring the size of orifices of vessels, etc., especially in post-mortem examinations. **c.-granules**, those of the outer nuclear layer of the retina, connected with the cones of the ninth layer externally, and internally by a thick process which becomes bulbous (the cone-foot); they terminate in fine fibers in the outer molecular layer. Cf. *rod granules*. **c. of light**, the triangular reflection from the normal tympanic membrane; also the bundle of light-rays entering the pupil and forming the retinal image. **c., retinal**, one of the rod-like bodies which, with the associated rods, forms one of the outer layers of the retina, the so-called rod-and-cone layer. **c. spermatic**, one of the series of cones forming the head of the epididymis, and composed of the coiled efferent tubules.

conessi bark (*kon-es'-e*). The bark of *Wrightia zeylanica*, and of *Holarrhena africana*, apocynaceous shrubs or trees of India and Africa. It is extensively used in India in dysentery and as an antiperiodic. Syn., *tellicherry bark*.

conessine (*kon-es'-in*). See *Wrightine*.

confabulation (*kon-fab-ū-la'-shun*) [*fabula*, a tale]. The fabrication of ready answers and fluent recitals of fictitious occurrences; found in certain psychoses.

confectio (*kon-fek'-she-o*) [L.; *gen., confectionis*]. Official name for any confection, *q. v.* **c. Damocratis.** See *mithridate*.

confection (*kon-fek'-shun*) [*confectio*, a preparation]. In pharmacy, a mass of sugar and water, or of honey, used as an excipient with a prescribed medicinal substance.

confectioner's disease. A disease of the fingernails occurring in confectioners. The nail loses its polish and becomes black, and the periungual portion becomes loosened and raised.

confertus (*kon-fer'-tus*) [*confercire*, to press close together]. Pressed together, dense, crowded; applied to cutaneous eruptions.

configuration (*kon-fig-ū-ra'-shun*) [*configurare*, to form after something]. In chemistry, a term designating the "constitution" or "structure" of the molecule.

confirmatory (*kon-fir'-mat-or-e*) [*confirmare*, to confirm]. Confirming. **c. incision**, an abdominal section, made to confirm a diagnosis, as in case of malignant disease of the ovary, etc.

confluens sinuum (*kon'-flu-ens sin'-u-um*) [L.] Confluence of the sinuses; the torcular Herophili.

confluent (*kon -flu-ent*) [*confluere*, to flow together]. Running together. The opposite of discrete. In anatomy, coalesced or blended; applied to two or more bones originally separate, but subsequently formed into one.

confocal (*kon-fo'kal*). Having the same focus.

conformator (*kon-for-ma'-tor*) [Fr., *conformateur*]. A form of cephalograph used in determining the outlines of the skull in craniometry.

confricatrix (*kon-frik-a'-triks*) [*con*, with; *fricare*, to rub]. A female who practises masturbation.

confrontation (*kon-fron-ta'-shun*) [*confrontari*, to be contiguous to]. The examination of a person

by whom a diseased person may have been infected as a means of diagnosing the disease in the latter.

confusion (*kon-fū'-zhun*) [*com*, together; *fundere*, to pour]. Mixing; confounding. **c. colors**, a set of colors so chosen that they cannot be distinguished by one who is color-blind. **c. letters**, test-type letters, such as C, G, O, or F, P, T, liable to be mistaken for one another.

cong. Abbreviation for Latin *congius*, a gallon.

congelation (*kon-jel-a'-shun*) [*congelatio*, a freezing]. 1. Freezing; frost-bite; intense cold or its effect on the animal economy or any organ or part. 2. The chilling or benumbing effect of any freezing-mixture or application; mainly employed for its local anesthetic effect. 3. Coagulation.

congener (*kon'-jen-er*) [L., of the same race]. 1. Belonging to the same genus; closely allied. 2. A congenerous muscle.

congenerous (*kon-jen'-er-us*) [*congener*, of the same race]. Of the same genus. **c. diseases**, allied diseases. **c. muscles**, muscles producing one action

congenital (*kon-jen'-it-al*) [*congenitus*, born with]. Existing at birth.

congested (*kon-jes'-ted*). In a state of congestion.

congestion (*kon-jes'-chun*) [*congerere*, to heap up]. An abnormal collection of blood in a part or organ. Congestion may be active or passive, atonic or inflammatory, functional or hypostatic. It is also named from the parts affected; the most important varieties of morbid congestion are the cerebral, spinal, pulmonary, hepatic, and renal. **c., pleuro-pulmonary, c., pulmonary, Potain's type of**, congestion of the lungs marked by symptoms similar to those of pleurisy.

congestive (*kon-jes'-tiv*) [*congestion*]. Marked by, due to, or of the nature of congestion. **c. fever**, malarial fever.

congius (*kon'-je-us*) [L.: *pl.*, *congii*]. A fluid measure; a gallon.

conglobate (*kon-glo'-bāt*) [*con*, together; *globare*, to make into a globe]. Rounded. **c. glands**, the absorbent or lymphatic glands. See *gland*.

conglomerate (*kon-glom'-er-āt*) [*conglomerare*, to heap up]. 1. Massed together; aggregated. 2. A mass of units without order. **c. glands**, acinous glands.

conglutin (*kon-glu'-tin*) [*con*, together; *gluten*, glue]. One of the proteids found in almonds, peas, beans, and other kinds of pulse.

conglutinant (*kon-glu'-tin-ant*) [*conglutinare*, to glue together] Adhesive; promoting union, as of the edges of a wound.

conglutination (*kon-glu-tin-a'-shun*) [*conglutinare*, to glue together]. The abnormal union of two contiguous surfaces or bodies, as of two fingers, or of the opposed surfaces of the pleural or pericardial sac.

conglutinin (*kon-glu'-tin-in*). That substance in serum which causes conglutination; it is easily precipitated and is non-specific.

Congo red. A red coloring-matter which becomes blue in the presence of free HCl. It is used in the chemical investigation of the gastric juice. **c. root**, the root of *Psoralea melilotoides*, a leguminous herb of the United States. It is an aromatic bitter tonic, recommended in chronic diarrhea.

congress (*kong'-gres*) [*congressus*, a meeting together]. An assemblage for deliberative purpose. **c., sexual**, coitus, or carnal intercourse.

$CO(NH_2)_2$. Urea.

conhydrine (*kon-hi'-drin*) [*κώνειον*, hemlock, *ὕδωρ*, water], $C_8H_{17}NO$. A solid alkaloid of conium, an oxyconine occurring in pearly, iridescent, white, foliaceous crystals, with a faint, conine-like odor, and melting at 121° C. and distilling at 226°. **c. pseudo-**, $C_8H_{17}NO$, white acicular crystals obtained from crude coniine soluble in water, alcohol, benzene, ether, and chloroform; melt at 98° C. and boil at 230°–232° C.

coni (*ko'-ni*). Plural of conus.

coni vasculosi (*ko'-ni vas-kū-lo'-si*). A series of conical masses of tubules that together form the globus major of the epididymis.

conic, conical (*kon'-ik, kon'-ik-al*) [*cone*]. Cone-shaped. **c. cornea.** See *keratoglobus*.

conicine (*kon'-is-in*). See *coniine*.

conidia (*ko-nid'-e-ah*) [L.]. Plural of *conidium*.

conidial (*ko-nid'-e-al*) [*conidium*]. Pertaining to, or of the nature of a conidium.

conidiophore (*ko-nid'-e-o-fōr*) [*conidium; φέρειν*, to bear]. The mycelial thread of a fungus which carries the conidia

conidiospore (*ko-nid'-e-o-spōr*) [*conidium; spore*]. Same as conidium.

conidium (*ko-nid'-e-um*) [*κόνις*, dust; *ἴδιον*, dim. suffix; *pl.*, *conidia*]. In biology, the deciduous asexual spores of certain fungi. Also called *basidiospore* and *acrospore*.

coniine (*ko'-ne-in*). See *conine* and *conium*

coniism (*ko'-ne-izm*) [*conium*] Poisoning by conium. It begins with paralysis of the legs, which extends to the arms and respiratory muscles, leading to unconsciousness and death.

conine (*ko'-nēn*) [*conium*], $C_8H_{15}N$. A liquid alkaloid which is the active principle of *conium*. Dose $\frac{1}{10}$–$\frac{1}{6}$ gr. (0.001–0.006 Gm.). Unof. **c., animal.** See *cadaverin*. **c. hydrobromide** $C_5H_9(C_3H_7)$, recommended in spasmodic affections. Dose $\frac{1}{60}$–$\frac{1}{15}$ gr. (0.002–0 004 Gm.). All preparations are of uncertain strength. **c. hydrochloride**, $C_8H_{17}NHCl$, the principal salt of conine, is used as is conine hydrobromide.

coniosis (*ko-ne-o'-sis*). See *koniosis*.

conium (*ko-ne'-um*) [*κώνειον*, hemlock]. Hemlock. Both the leaves and the fruit are official in the B. P The *conium* of the U. S. P. is the full-grown but unripe fruit of the spotted hemlock, *C. maculatum*. It contains three alkaloids and a volatile oil. Its properties are mainly due to the alkaloids *conine*, $C_8H_{15}N$, and *methyl-conine*, $C_8H_{14}NCH_3$. It produces motor paralysis, without loss of sensation or of consciousness. Toxic doses cause death by paralysis of the organs of respiration. It is valuable in acute mania, delirium tremens, tetanus, blepharospasm, asthma, and whooping-cough. **conii, abstractum**, made from conium, 200, dilute hydrochloric acid, 6; sugar of milk and alcohol, q. s. to make 100 parts of abstract. Dose ½–3 gr. (0.032–0.2 Gm.). **conii, cataplasma** (B. P), made from the leaves; for external use. **conii, fluidextractum** (U. S. P.). Dose 1–2 min. (0.065–0.13 Cc.). **conii, pilula, composita** (B. P.), contains extract of hemlock and ipecac. Dose 5–10 gr. (0.32–0.65 Gm.). **conii, succus** (B. P.), made from the leaves. Dose 30 min.–2 dr. (2–8 Cc.). **conii, tinctura**, 15% strength. Dose 10 min.–1 dr. (0.65–4.0 Cc.). **conii, vapor** (B. P.), for inhalations.

conjugal (*kon'-ju-gal*) [*con*, together; *jugare*, to yoke]. Pertaining to marriage; affecting both husband and wife. **c. diabetes**, diabetes

affecting husband and wife together.

conjugate (*kon'-ju-gāt*) [see *conjugal*]. 1. Yoked or coupled. 2. The anteroposterior diameter of the brim of the the pelvis, the plane of the brim being regarded as an ellipse. **c., anatomical.** See *conjugate* (2). **c. deviation.** See *deviation, conjugate.* **c. diameter** (of the pelvis). See *conjugate* (2), and *diameter, pelvic.* **c. foci,** two foci which are interchangeable. **c., obstetrical, c., true,** the minimum diameter of the pelvic inlet.

conjugation (*kon-ju-ga'-shun*). 1. A form of reproduction or cell-division. 2. The process in which two protozoa come together and exchange materials. **c. nucleus,** the segmentation-nucleus.

conjunctiva (*kon-junk-ti'-vah*) [*conjunctivus*, connecting]. The mucous membrane covering the anterior portion of the globe of the eye, reflected upon the lids and extending to their free edges. Its parts are called palpebral and bulbar or ocular. **c., bulbar, c., ocular,** that covering the anterior third of the eyeball, from the retrotarsal fold to the margin of the cornea. **c., palpebral,** the conjunctiva of the eyelid. **c. reaction.** Same as ophthalmo-reaction.

conjunctival (*kon-junk'-tiv-al*, or *kon-junk-ti'-val*). Relating to the conjunctiva.

conjunctive tissue. Connective tissue.

conjunctivitis (*kon-junk-tiv-i'-tis*) [*conjunctiva*; ιτις, inflammation]. Inflammation of the conjunctiva. Syn., *ophthalmia externa; ophthalmia mucosa.* **c., catarrhal, c., catarrhal, acute,** the most common form, usually mild, resulting from cold or irritation. See *ophthalmia.* **c. catarrhalis æstiva.** See *vernal conjunctivitis.* **c., contagious, acute,** that due to the presence of *Bacterium Ægypticum.* See *trachoma.* **c., croupous,** a variety associated with the formation of a whitish-gray membrane that is easily removed. **c., diphtheritic,** a specific purulent inflammation of the conjunctiva due to the Klebs-Loeffler bacillus. **c., Egyptian.** See *trachoma.* **c., follicular,** a form characterized by numerous round, pinkish bodies found in the retortarsal fold. **c., gonorrheal,** a severe form of purulent conjunctivitis caused by infection with gonococci. **c. granulosa.** See *trachoma.* **c., hemorrhagic.** See *pink-eye.* **c., hypertrophic, c. hypertrophica,** chronic catarrhal conjunctivitis attended with enlargement of the conjunctival papillæ. **c., Kreig's,** a condition caused by the glare from Kreig's lamp which is used in the moving picture studios. **c., lacrimal,** a form due to the presence of irritating secretion from the conducting part of the lacrimal apparatus. **c., lithiasis,** irritation of the conjunctiva due to deposition of calcareous matter in the tissue of the palpebral conjunctiva. **c., phlyc-, tenular,** a form characterized by the presence on the ocular conjunctiva of small vesicles surrounded by a reddened zone. **c., purulent,** conjunctivitis characterized by a thick, creamy discharge. **c., subacute,** redness and thickening of the conjunctiva, largely confined to the conjunctiva of the lids and fornices, a scanty secretion of mucus, with some pus-corpuscles, due to the presence of a bacillus.

conjunctivoma (*kon-junk-tiv-o'-mah*) [*conjunctiva*; ὅμα, tumor]. A tumor consisting of conjunctival tissue; it occurs on the eyelid.

conjunctivoplasty (*kon-junk-ti'-vo-plas-te*) [*conjunctiva*; πλάσσειν, to form]. Conjunctival keratoplasty.

connate (*kon'-āt*). Congenital. United; confluent.

connection (*kon-ek'-shun*) [*connectere*, to connect]. Sexual intercourse.

connective (*kon-ek'-tiv*). Connecting, binding. **c. tissue,** the binding tissue of the body; see *tissue.*

connectivum (*kon-nek-ti'-vum*) [L.]. A connective tissue.

Connell's suture (*kon'-el*) [F. Gregory *Connell*, American surgeon, 1864–]. A suture used in circular enterorrhaphy.

connivens (*kon-i'-venz*). 1. See *connivent.* 2. Arranged in circular folds; *e. g., valvulæ conniventes.*

connivent (*kon-i'-vent*) [*connivere*, to wink at]. In botany converging toward each other; applied to stamens that converge above, as those of the violet.

conoid, conoidal (*ko'-noid, ko-noi'-dal*) [κῶνος, cone; εἶδος, shape]. Of a conical shape. **c. body,** the pineal gland **c. ligament,** the lower and inner part of the coracoclavicular ligament. **c. tubercle,** the eminence on the inferior surface of the clavicle to which the conoid ligament is attached.

conomyoidin (*ko-no-mi-oi'-din*) [κῶνος, cone; μῦς, muscle; εἶδος, form]. A contractile protoplasmic material found in the cones of the retina.

conquassant (*kon-kwas'-ant*) [*conquassare*, to shake severely]. Very severe (applied chiefly to labor-pains at the acme of their intensity).

conquinamine (*kon-kwin'-a-mēn*). An alkaloid of cuprea-bark.

Conradi-Drigalski medium (*kon-rah'-de dre-gal'-ske*). 100 Cc. of lactose litmus agar is liquefied by heat and 1 Cc. of a solution of crystal violet added (crystal violet 0.1. Gm., distilled water 100 Cc.). Typhoid colonies growing on this medium are pink, while those of colon bacillus are bluish-gray.

Conradi's line (*kon-rah'-de*) [Andrew Christian *Conradi*, Norwegian physician, 1809–1869]. A line drawn from the base of the xiphoid process to the point of the apex-beat, marking, under normal conditions, the upper limit of percussion-dulness of the left lobe of the liver.

consanguineous (*kon-san-gwin'-e-us*) [*consanguineus*, of the same blood]. Related by a common parentage.

consanguinity (*kon-san-gwin'-it-e*) [*con*, together; *sanguinis*, of blood]. The relationship arising from common parentage; blood-relationship.

consciousness (*kon'-shus-nes*) [*conscius*, knowing]. The state of being aware of one's own existence, of one's own mental states, and of the impressions made upon one's senses; ability to take cognizance of sensations. **c., double,** that morbid condition in which there are two separate and alternating states of mental consciousness, in either one of which the events that have occurred in the other state are not remembered by the patient.

consenescence (*kon-sen-es'-ens*) [*consenescere*, to grow old]. The state of growing old.

consensual (*kon-sen'-sū-al*) [*consensus*, agreement]. Excited reflexly by stimulation of another part, usually a fellow organ, as the *consensual* reaction of one pupil when the iris of the other eye is stimulated

consensus (*kon-sen'-sus*) [L.]. Agreement. General harmonious action of different organs in effecting a purpose.

consent (*kon-sent'*). In forensic medicine, this term signifies willing participation in unnatural or illegal intercourse.

conserva, or conserve (*kon-ser'-vah*, or *kon-serv'*) [*conservare*, to keep]. A confection, *q. v.*

conservancy (*kon-ser'-van-se*) [*conservare*, to keep]. Public conservation of health or of things that make for health; the sum of hygienic or preservative legislation.

conservation (*kon-ser-va'-shun*) [*conservare*, to keep]. Preservation without loss. **c. of energy.** See under *energy*.

conservative (*kon-ser'-vat-iv*) [*conservare*, to keep]. Aiming at the preservation and restoration of injured parts; as conservative surgery or dentistry.

consistence (*kon-sis'-tens*). Degree of density, or hardness.

consolidant, consolidating (*kon-sol'-id-ant, kon-sol-id-a'-ting*) [*consolidare*, to make firm]. Tending to heal or promoting the healing of wounds or fractures; favoring cicatrization.

consolidation (*kon-sol-id-a'-shun*) [*consolidare*, to make firm]. The process of becoming firm or solid, as a lung in pneumonia.

consommé (*kon'-so-ma*) [French]. A clear, strong soup of meat and vegetable, freed from fat.

consonant, consonating (*kon'-so-nant, kon-so-na'-ting*) [*con*, together; *sonare*, to sound]. Applied to pulmonary sounds heard on auscultation which sound in unison with some other sound.

constant (*kon'-stant*) [*constans*, steady]. Fixed, not changing. **c. battery, c. cell, c. element,** one yielding a constant current. **c. current,** an uninterrupted current, one that goes continuously in one direction.

constipation (*kon-stip-a'-shun*) [*constipare*, to crush tightly together]. A condition in which the bowels are evacuated at long intervals or with difficulty; costiveness. **c., gerontal,** constipation in old men who are also the subjects of prostatic hypertrophy.

constituents (*kon-stit'-ū-ents*). Name given to the elements of which a compound is composed (in contradistinction to the components of a mixture).

constitutio (*kon-sti-tū'-she-o*). See *constitution*. **c. lymphatica,** Paltauf's term for a pathological condition marked by hyperplasia of the entire lymphatic system, including the thymus gland, and frequently by a hyperplasia of the vascular system, and, in females, of the genital organs.

constitution (*kon-stit-ū-shun*) [*constituere*, to dispose]. In chemistry, the atomic or molecular composition of a body, together with the relation which the atoms bear to each other. In pharmacy, the composition of a substance. In physiology, the general temperament and functional condition of the body.

constitutional (*kon-stit-ū-shun-al*). Pertaining to the state of the constitution. **c. diseases,** such diseases as are inherent, owing to an abnormal structure of the body. Also, a condition in which the disease pervades the whole system. General diseases, in contradistinction to local.

constrict (*kon-strikt'*). To draw together in one part.

constrictor (*kon-strik'-tor*) [*constringere*, to bind together]. Any muscle that contracts or tightens any part of the body. See under *muscle*. **c. isthmi faucium.** See *palatoglossus*, in *muscles, table of*.

constringent (*kon-strin'-jent*) [*constringere*, to constrict]. Same as *astringent, q. v.*

constructive (*kon-struk'-tiv*) [*construere*, to build up]. Relating to the process of construction; anabolic.

consultant (*kon-sul'-tant*) [*consultare*, to take counsel]. A consulting physician; one summoned by the physician in attendance to give counsel in a case.

consultation (*kon-sul-ta'-shun*) [*consultare*, to take counsel]. A deliberation between two or more physicians concerning the diagnosis of the disease of a patient and the proper method of treatment.

consumption (*kon-sump'-shun*) [*consumere*, to consume or wear away]. A wasting away, especially a wasting disease like tuberculosis, particularly pulmonary tuberculosis or tuberculosis of the bowels.

consumptive (*kon-sump'-tiv*) [*consumere*, to consume or wear away]. 1. Of the nature of tuberculosis. 2. One afflicted with pulmonary tuberculosis.

contact (*kon'-takt*) [*contactus*, a touching]. 1. A touching. 2. A person who has been exposed to a contagious disease. **c.-action,** catalysis. **c.-bed,** a large open basin containing a layer of coke or cinders, for the purification of sewage by bringing it into contact with bacteria which set up rapid decomposition and destruction of the organic matter. Cf. *septic tank*. **c.-breaker,** an instrument by means of which a galvanic circuit is broken. **c. lenses,** in optics, a glass shell the concavity of which is in contact with the globe of the eye, a layer of liquid being interposed between the lens and the cornea. **c. series,** a series of metals ranged in such an order that each becomes positively electrified by contact with the one that follows it. **c.-substance,** a catalyst.

contactile, or **contactual** (*kon-tak'-til,* or *kon-tak'-tū-al*) [*contactus*, contact]. 1. Tactile. 2. Due to or spreading by actual contact.

contagion (*kon-ta'-jun*) [*contingere*, to touch]. 1. The process by which a specific disease is communicated from one person to another, either by direct contact or by means of an intermediate agent. 2. The specific germ or virus from which a communicable disease develops.

contagious (*kon-ta'-jus*) [*contagion*]. Communicable or transmissible by contagion or by a specific contagium.

contagium (*kon-ta'-je-um*) [L.]. Any virus or morbific matter by means of which a communicable disease is transmitted from the sick to the well. **c. animatum, c. vivum** ("living contagium"), any living vegetable or animal organism that causes the spread of an infectious disease.

contemplative (*kon-tem'-pla-tiv*). A person who induces a sexual orgasm by an act of the imagination.

contiguity (*kon-tig-ū'-it-e*) [*contingere*]. Proximity. **c., amputation in the,** one performed at a joint, without section of a bone. **c., solution of,** separation of parts are normally in contact, such as dislocation.

contiguous (*kon-tig'-ū-us*). In contact, or adjacent.

continence (*kon'-ti-nens*) [*continere*, to hold together. Self-restraint, especially in regard to the sexual passion.

continued (*kon-tin-ūd*) [*continuere*. to make continuous]. Persisted in. **c. fever,** a fever that is long continued, without intermissions.

continuity (*kon-tin-ū-it-e*) [*com*, together; *tenere*, to hold]. The state of being continuous or unterrupted. *c., amputation in the* amputa-

tion in which a bone is divided. **c., solution of,** division of a tissue by traumatism, inflammation, or disease; such as fracture, incision.

contortion (*kon-tor'-shun*) [*contorquere*, to twist]. A twisting or writhing, as of the body.

contour (*kon'-toor*) [Fr., *contour*, circuit]. 1. The line that bounds, defines, or terminates, a figure. 2. In operative dentistry, to effect the restoration of lost parts of teeth by building them up with gold, etc. **c.-fillings,** in dentistry fillings in which the material is so built out as to restore the lost portion of the crown of the tooth; distinguished from plane or flush-fillings.

contoured (*kon'-toord*). Of a bacterial culture, one that has an irregular but smoothly undulating surface, like that of a relief map.

contra-angles (*kon'-trah*). Two or more angles in the shaft of an instrument to enable the distal end to be in the same axis as the proximal end or handle.

contra-aperture (*kon-trah-ap'-er-chur*). A counter-opening.

contraception (*kon-trah-sep'-shun*). The prevention of conception.

contraceptive (*kon-trah-sep'-tiv*) [*contra*, against; *conception*]. An agent which prevents conception.

contract (*kon-trakt'*) [*contrahere*, to draw together]. 1. To draw the parts together; to shrink. 2. To acquire by contagion.

contractile (*kon-trak'-til*) [*contrahere*, to contract]. Having the power or tending to contract.

contractility (*kon-trak-til'-it-e*) [see *contract*] That property of certain tissues, especially muscle, of shortening upon the application of a stimulus **c., faradic.** See *galvanofardization*. **c., galvanic.** See *galvanocontractility*. **c., idiomuscular,** that peculiar to degenerated muscles. **c., neuromuscular,** normal contractility as distinguished from idiomuscular contractility.

contractio prævia (*kon-trak'-she-o-pre'-ve-ah*). Narrowing of the lower segment of the uterus in front of the descending fetus.

contraction (*kon-trak'-shun*) [see *contract*]. Approximation of the elements of a tissue or organ, thus diminishing its volume or contents, **c., anodal closing, c., anodal opening,** the contraction taking place at the anode on closing or opening the circuit. **c., carpopedal,** a variety of tetany occurring in infants, generally associated with dentition or seat-worms. There is a flexing of the fingers, toes, elbows, and knees and a general tendency to convulsions. **c., cathodal duration,** one occurring at the cathode and continuing during the whole time of closure of the circuit. Syn, *cathodal-closure tetanus* **c., clonic,** alternate muscular contraction and relaxation. **c., closing,** muscular contraction produced at the instant that the electric current is closed. **c., Dupuytren's.** See under *Dupuytren*. **c., fibrillary,** inordinate contraction of different muscle fibrillæ in a muscle. **c., front-tap,** a phenomenon often observed in cases with exaggerated knee-jerk. When the foot is placed at a right angle to the leg and the muscles of the front of the leg are tapped, the foot is extended. See under *reflex*. **c., Gowers'.** See *c., front-tap*. **c., hour-glass,** a contraction of an organ, as the stomach or uterus, at the middle. **c., idiomuscular,** muscular contraction from direct stimulation. **c. isometric,** one showing mainly the changes in tension in a muscle, without any marked shortening. **c., isotonic,** contraction of a muscle, its tension remaining the same throughout the act. **c., myoclonic,** the convulsive spasmodic contraction of a muscle. **c., opening,** the muscular contraction produced by opening or breaking the circuit. **c., palmar,** Dupuytren's contraction. **c., paradoxic,** a phenomenon that consists in the contraction of a muscle, caused by the passive approximation of its extremities. **c., premature,** same as Extrasystole, *q. v.* **c.-remainder, the stage** of elastic after-vibration or residual **contraction** persisting in a muscle after withdrawal of the stimulus. **c.-ring,** the boundary-line between the upper and lower segments of the parturient uterus. **c., tonic.** See *spasm, tonic*. **c., vermicular,** peristaltic contraction.

contractor (*kon-trakt'-or*). A tensor muscle.

contracture (*kon-trak'-chur*) [*contraction*]. 1. Contraction; permanent shortening, as of a muscle; distortion or deformity due to the shortening of a muscle or of various muscles. 2. A state in which a muscle is maintained in contraction, or is in a condition of retarded relaxation. **c., functional,** one that cease when the person is unconscious. **c., nurse's.** See *nurse's contracture*. **c., organic,** one that persists even when the person is unconscious. **c., Thomsenean,** that occurring in Thomsen's disease. **c., Volkmann's.** See under *Volkmann*.

contradolin (*kon-trad'-ol-in*). A compound of acetamide, salicylic acid, and phenol; analgesic. Dose 4–8 gr. (0.25–0.5 Gm.) hourly.

contrafissura (*kon-trah-fis-sū'-rah*) [*contra*, opposite to; *fissura*, a fissure]. Cranial fissure or fracture produced by a blow upon the skull at a point distant from or opposite to the lesion.

contraindicant (*kon-trah-in'-dik-ant*) [*contra*, opposed to, *indicare*, to indicate]. 1. Having the effect of a contraindication. 2. A symptom, indication, or condition that forbids the use of a particular remedial measure or set of measures.

contraindication (*kon-trah-in-dik-a'-shun*) That modifying condition in which a remedy or a method of treatment is forbidden.

contralateral (*kon-trah-lat'-er-al*) [*contra; latus*, side]. Opposite; applied to a muscle acting in unison with another on the opposite side of the body. **c. reflexes.** See under *reflex*.

contraluesin (*kon-tra-lū'-es-in*) [*contra; lues*]. A preparation consisting of a mixture of sozoiodolate of mercury, quinine, and salicylic acid, the mercury being in such a finely divided state that it can enter directly into the blood-stream; it is given by intramuscular injection in doses of 0.15 Gm. of mercury every five days.

contramine (*kon'-trah-mēn*). Trade name of diethyl-ammonium diethyl-dithiocarbamate; used as a substitute for salvarsan in the treatment of syphilis, and in case of metallic poisoning. Same as intramine. *q. v.*

contrast stain (*kon'-trast*). A double stain, in which the special object to be examined takes one color, and everything else another color.

contrastimulant (*kon-trah-stim'-ū-lant*) [*contra*, against; *stimulare*, to stimulate]. 1. Counteracting the effect of a stimulus; depressing; sedative. 2. A sedative remedy.

contrastimulus or controstimulus (*kon-trah-stim'-ū-lus*, or *kon-tro-stim'-ū-lus*) [*contra*, against; *stimulus*, a stimulus]. An influence that is opposed, or acts in opposition to a stimulus.

contratoxin (*kon-trat'-oks-in*) [*contra; toxin*]. A vaccine serum used in the treatment of tubercu-

losis. It is a mixture of the blood plasma of various animals, mixed in proportions calculated to produce a lytic action on various microorganisms without producing lysis of the human red corpuscles.

contre-coup (*kŏn-tr-koo*) [Fr.]. Counter-stroke. The transmission of a shock from the point struck to a point on the opposite side of the body or the part.

contrectation (*kon-trek-ta'-shun*) [*contrectatio; contrectare*, to touch]. 1. Digital examination; palpation; touch; manipulation, as in massage. 2. The impulse to approach and caress a person of the opposite sex (H. Ellis.).

control (*kon-trōl'*) [*contra; rotula*, a roll] A standard by which to check observations, and insure the validity of their results. Colloquially, the term is sometimes used as a noun for control animal or control experiment. **c. animal,** one used in a control experiment. **c. experiment,** an experiment carried out under normal or common circumstances or conditions, to serve as a standard whereby to test the variation or value of another experiment carried out under peculiar or abnormal circumstances.

controller (*kon-trōl'-er*). An apparatus for regulating the electric current to the operation of small lamps, faradic coils, small motors, etc.

contrude (*kon'-trood*). An abnormal lingual curve on any part of the line of the dental arch.

contunding (*kon-tund'-ing*) [see *contusion*]. Producing a contusion; bruising.

contuse (*kon-tūz'*) [see *contusion*]. To bruise.

contusion (*kon-tū-shun*) [*contundere*, to bruise]. A bruise or injury inflicted without the integument being broken. **c.-pneumonia,** a form of pneumonia following traumatism.

conus (*ko'-nus*) [κῶνος, a cone]. 1. A cone. 2. A crescentic patch of atrophic choroid tissue near the optic papilla in myopia. **c. arteriosus,** the cone-shaped eminence of the right ventricle of the heart, whence arises the pulmonary artery. **c. cochleæ,** the modiolus. **c. cordis,** the ventricular part of the heart. **c. corporis striati,** the ventral extremity of the corpus striatum. **c. elasticus,** the cricothyroid membrane. **coni Malpighii, c. tubulosi,** the Malpighian pyramids. **c. medullaris,** the cone-like termination of the spinal cord, continuous as the filum terminale. **coni retinæ.** See *cone, retinal.* **c. terminalis.** See *c. medullaris.* **coni testiculi.** See *coni vasculosi.* **coni vasculosi,** a series of conical masses that together form the globus major of the epididymis

convalescence (*kon-val-es'-ens*) [*convalescere*, to become well]. A term applied to the restoration to health after disease.

convalescent (*kon-val-es'-ent*) [*convalescere*, to become well]. 1. One recovering from a sickness. 2. Recovering from sickness.

convallamaretin (*kon-val-am-ar'-e-tin*). $C_{20}H_{16}O_8$. A crystalline substance obtained by heating convallamarin with dilute sulphuric acid.

convallamarin (*kon-val-am'-ar-in*). [*convallaria, amarus*, bitter], $C_{32}H_{44}O_{12}$. A glucoside derived from *Convallaria majalis*. It is soluble in water and is used as a cardiac stimulant. Dose ¼ gr. (0.05 Gm.). Syn., *convallamarinum.*

convallaretin (*kon-val-ar'-e-tin*), $C_{14}H_{26}O_2$. A substance obtained from convallarin by prolonged boiling in dilute acids.

Convallaria (*kon-val-a'-re-ah*) [*convallis*, a valley]. A genus of liliaceous plants. *C. majalis* is the lily-of-the-valley. All parts of the plant are used in medicine. Its properties are due to *convallarin*, $C_{34}H_{62}O_{11}$, and *convallamarin*, $C_{32}H_{44}O_{12}$, glucosides. It is a cathartic, diuretic, and cardiac stimulant. **c., extract of.** Dose 2–10 gr. (0.13–0.65 Gm.). **c., fluidextract of** *fluidextractum convallariæ*, U. S. P.). Dose 2–11 min. (0.13–0.7 Cc.). **c., infusion of,** prepared with three times its weight of water. Dose ½–2 oz. (15–60 Cc.).

convallarin (*kon-val'-ar-in*) [*convallaria*). $C_{34}H_{62}O_{11}$. A crystalline purgative glucoside derived from *Convallaria majalis.*

convection (*kon-vek'-shun*) [*convehere*, to carry together]. A transmission or carrying, as of heat or electricity. **c.-current,** a current of a liquid or gas heated to a temperature above that of the surrounding medium; it rises to the surface because of its lesser density, and thus the entire fluid or gas acquires the same temperature.

convergence (*kon-ver'-jens*) [*con*, together; *vergere*, to incline]. Inclination or direction toward a common point, center, or focus, as of the axes of vision upon the near-point. **c.-stimulus adduction,** the power of adduction of the eyes, provoked by fixation of the gaze upon an object placed at the near-point.

convergent (*kon-ver'-jent*) [see *convergence*]. Tending to a common point or center. **c. strabismus.** See *strabismus, convergent.*

converter (*kon-vert'-er*). See *alternator.*

convex (*kon-veks'*) [*convexus*, vaulted]. Rounded, as a swelling of a round or spherical form on the external surface; gibbous; opposed to concave.

convexity (*kon-veks'-it-e*) [see *convex*]. A surface rounding outward; the quality of being convex.

convexoconcave (*kon-veks-o-kon-kāv'*). See *concavoconvex.*

convexoconvex (*kon-veks-o-kon-veks'*). Having two convex surfaces; biconvex. See *lens, biconvex.*

convolute (*kon'-vo-lūt*) **or convoluted** (*kon-vo-lū'-ted*) [*convolutus*, rolled together]. Rolled together. **c. bones.** See turbinated bones.

convolution (*kon-vo-lū'-shun*) [*convolvere*, to roll together]. A fold, twist, or coil of any organ, especially any one of the prominent convex parts of the brain, separated from each other by depressions or sulci. **c., angular,** the posterior part of a convolution situated between the intraparietal fissure in front and above, and the horizontal limb of the Sylvian fissure and the hinder part of the first part of the first temporal fissure below. The anterior part is called the supramarginal convolution. **c.s, annectant,** small convolutions which connect the occipital with the temporosphenoid and parietal lobes. **c., anterior central, c., ascending frontal,** the convolution in front of the fissure of Rolando. **c., ascending parietal,** the convolution just behind the fissure of Rolando. **c., Broca's,** the inferior or third frontal convolution. **c., fornicate,** a long convolution on the mesial surface of the brain above the corpus callosum. **c.s, frontal,** the convolutions of the frontal lobe. **c., hippocampal,** the part of the fornicate convolution that winds around the splenium of the corpus callosum. **c.s, insular,** the small convolutions composing the island of Reil. **c., marginal,** the mesial surface of the first frontal convolution. **c.s., occipital,** the convolutions making up the occipital lobe. **c., paracentral,** a convolution on the mesial surface of the brain, representing the junction of the upper ends of the ascending frontal and ascending parietal convolutions. **c.s, parietal,** the convolutions

of the parietal lobe. **c., posterior central.** See *c. ascending parietal.* **c., supramarginal.** See *c., angular.* **c.s, temporal,** the convolutions of the temporal lobe. **c., uncinate,** the hook-like termination of the fornicate convolution.

convolvulin (*kon-vol'-vŭ-lin*) [*convolvere,* to roll together], $C_{31}H_{50}O_{16}$. A glucoside derived from the roots of jalap (*Convolvulus purga*). It is a gummy mass, with active purgative properties.

Convolvulus (*kon-vol'-vŭ-lus*) [*convolvere,* to roll together]. A genus of plants. **C. panduratus,** wild potato. The tuber is a mild cathartic. Dose gr. xl. **C. purga.** See *jalap.* **C. scammonia,** *scammony.*

convulsant (*kon-vul'-sant*) [see *convulsion*]. A medicine that causes convulsions.

convulsio cerealis (*kon-vul'-she-o-se-re-a'-lis*) [L.] 1. Convulsion caused by ingestion of a cereal. 2. Convulsion of arms and legs from spoiled corn; ergotism.

convulsion (*kon-vul'-shun*) [*convellere,* to convulse]. An involuntary general paroxysm of muscular contraction. It is either tonic (without relaxation) or clonic (having alternate contractions of opposite groups of muscles). **c., epileptiform,** one characterized by total loss of consciousness. **c., hysterical,** one due to hysteria; consciousnes

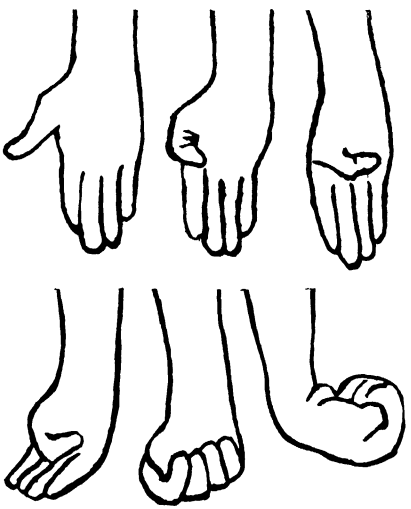

HAND IN CONVULSION.

is only apparently lost. **c., infantile,** due to a number of causes such as rickets, exhaustion, etc.; sometimes called "screaming fits." **c., local,** one affecting one muscle, member, or part of a member. **c., mimetic, c., mimic,** a facial convulsion. **c., oscillating, c., oscillatory,** one in which the separate fiber-bundles of a muscle are affected successively and not simultaneously. **c., puerperal.** See *eclampsia.* **c., salaam,** eclampsia nutans, *q.v.* **c., suffocative,** laryngismus stridulus. **c., tetanic,** general tonic convulsions without loss of consciousness. **c., tonic.** See *spasm, tonic.* **c., toxic,** one due to the action of some toxic agent upon the nervous system. **c., uremic,** one that occurs in kidney disease due to retention in the blood of matters that should be eliminated by the kidney.

convulsionary (*kon-vul'-shun-a-re*) [*convellere,* to convulse]. One who is subject to convulsions; especially one of a set of patients who are subject to epidemic or imitative convulsions.

convulsivant (*con-vul'-siv-ant*) [*convellere,* to convulse]. An agent that causes convulsions.

convulsive (*kon-vul'-siv*). Of the nature of, or marked by, convulsions or spasms. **c. cerebral typhus.** See *Dubini's disease.* **c. cough.** See *cynobex hebetica.* **c. tic.** See *habit-spasm.* **c. tremor.** See *paramyoclonus.*

COOH. Carboxyl.

COOH.COOH. Oxalic acid.

coolie-itch (*koo'-le*). Ankylostomiasis; water-itch.

Cooper's arsenious ointment, an ointment composed of arsenious acid and sulphur, each one part, and spermaceti cerate, eight parts. **C.'s disease** [Sir Astley Paston *Cooper,* English surgeon, 1768–1841]. See *Reclus' disease.* **C.'s fascia.** 1. The fascia transversalis. 2. The cellular layer beneath the dartos. **C.'s hernia,** encysted hernia of the tunica vaginalis. **C.'s irritable breast,** mastodynia neuralgica; neuralgia of the breast. **C.'s irritable testicle,** neuralgia of the testis. **C.'s ligament.** 1. The lower, thickened portion of the fascia trans versalis, which is attached to the spine of the pubis and the iliopectineal eminence. 2. Arciform, ligamentous fibers extending from the base of the olecranon to the coronoid process on the inner aspect of the elbow-joint. **C.'s operation.** *For ligation of the external iliac artery;* an incision four or five inches long is made parallel with Poupart's ligament, and nearly an inch above it, commencing just outside the center of the ligament and extending outward and upward beyond the anterior superior iliac spine. **C.'s suspensory ligaments,** the fibrous processes that connect the capsule of the convex surface of the mammary gland with the overlying skin.

coopers' knee. An enlarged bursa patellæ found in coopers, as the result of pressure exerted by the knee against the barrel.

Coopernail's sign (*koo'-per-nāl*) [George P. *Coopernail,* American physician, 1876–]. Ecchymosis of the perineum and adjacent parts in case of fracture of the pelvis.

coordination (*ko-or-din-a'-shun*) [*con,* together; *ordinare,* to regulate]. The harmonious activity and proper sequence of operation of those parts that cooperate in the performance of any function.

coordinator (*ko-or'-din-a-tor*) [see *coordination*]. The part of the nervous system regulating coordination. **c., oculonuchal,** Spitzka's name for the part of the postero-longitudinal fasciculus below the floor of the fourth ventricle.

coossify (*ko-os'-if-i*) [*con,* together; *os,* bone; *facere,* to make]. To grow together as one bone, said of bones or parts of bone usually separate.

copaiba (*ko-pa'-bah*) [Sp.]. Balsam of copaiba. The oleoresin of *Copaifera officinalis, C. coriacea, C. guianensis, C. multijuga, C. cordifolia, C. laxa, C. nitida. C. oblongifolia,* and *C. langsdorffi,* leguminous trees, native to South America. It is a stimulant, diuretic, diaphoretic, and an expectorant, and is much used in gonorrhea. Syn., *copaiva.* **c., balsam of.** See *copaiba.* **c., East Indian.** See *Gurjun balsam.* **c., mass of,** copaiba, 94; magnesia, 6 parts. Dose 10 gr.–1 dr. (0.65–4.0) Gm. **c., mixture of, compound,** Lafayette's mixture; copaiba, 7 dr.; oil

of cubebs, 1 dr.; glycerite of yolk of egg, 7 dr.; triturate and add syrup, 2½ oz.; then add, with constant stirring, solution of potassium hydroxide, ½ oz.; compound tincture of cardamon, 2 dr.; sweet spirit of niter, ½ oz.; enough peppermint-water to make 8 oz. Dose 1 dr.–½ oz. (4–16 Cc.). **c., oil of** (*oleum copaibæ*, U. S. P.), a colorless substance constituting about one-half of copaiba, and used for the same purposes. Dose 10–15 min. (0.65–1.0 Cc.). **c., resin of,** the residue after distilling off the volatile oil of copaiba, mainly copaibic acid. Dose 1–5 gr. (0.065–0.3 Gm.).

cophosis (*ko-fo'-sis*) [κωφόs, deaf]. Deafness or dulness of hearing.

copiopia (*ko-pe-o'-pe-ah*) [κόπος, a straining; ὤψ, eye]. Eye-strain; weariness of the eyes. **c. hysterica,** a term applied to those symptoms that indicate hyperesthesia of the fifth and optic nerves.

copodyskinesia (*kop-o-dis-kin-e'-ze-ah*) [κόπος, toil, fatigue; δυs, hard; *κινησις*, motion]. Difficult or faulty motion due to constant repetition of the same act. Professional spasm, or occupation neurosis.

copos (*kop'-os*) [κόπος, fatigue]. 1. Lassitude; exhaustion after illness. 2. Cramp in the calves of the legs.

copper (*kop'-er*). Cuprum. Symbol, Cu; atomic weight, 63.57. A reddish-brown metal existing in nature chiefly in the form of copper pyrites, which is a double salt of copper and iron sulphide. Various salts are used in medicine. In toxic doses they are gastrointestinal irritants. In therapeutic doses they are used as astringents in inflammation of mucous membranes. They are also employed as emetics, and, externally, as caustics. See *elements, table of chemical* **c. acetate,** $Cu(C_2H_3O_2)_2$, verdigris, used in pulmonary diseases and as a lotion in skin diseases. Dose $\frac{1}{10}$–¼ gr. (0.0065–0.016 Gm.). **c. acetoarsenite,** Paris-green, used as a pigment and an insecticide **c. acetophosphate,** employed in chlorosis and amenorrhea. **c.-alum.** See *c., aluminated.* **c., aluminated,** a combination of sulphates of copper and aluminum and potassium nitrate, occurring as a green powder; a mild caustic used in ophthalmia. Syn., *copperalum; lapis divinus.* **c. amalgam,** a metallic filling-material composed of copper and mercury. **c. ammoniate,** ammonium carbonate, 3; cooper sulphate, 4 parts; useful in chorea, hysteria, etc. Dose ⅛–1 gr. (0.01–0.065 Gm.). **c. ammoniosulphate, c. and ammonium sulphate,** obtained by dissolving copper sulphate in ammonia-water and precipitating with alcohol. It is antispasmodic and astringent. Dose ½–2 gr. (0.03–0.13 Gm.) 3 or 4 times daily with tincture of opium after meals; maximum dose 5 gr (0.3 Gm.) single; 10 gr. (0.6 Gm.) a day. Application for gleet, etc., 0.2 to 1% solution or ointment. **c. arsenate,** a blue powder obtained from ammonium arsenate with copper sulphate. It is used as an alterative **in** syphilis. Dose $\frac{1}{32}$–⅛ gr. (0.002–0.008 Gm.). **c. arsenite,** a salt valuable in intestinal diseases. Dose $\frac{1}{100}$ gr. (0.00065 Gm.). **c. carbonate,** a compound of copper and carbonic acid. **c. nitrate** $Cu(NO_3)_3H_2O$, is used for the same purposes as the sulphate. **c.-nose.** Synonym of *acne rosacea.* **c. nucleinate,** a compound of nucleol and copper oxide containing 6% of copper; it occurs as a fine powder and is used in chronic conjunctivitis. Syn., *cuprol.* **c. oleate,** $Cu(C_{18}H_{33}O_2)_2$, a mixture of 10% copper oxide dissolved in oleic acid, forming a greenish-blue, granular powder, soluble in ether. It is applied to indolent ulcers; ointment, 10 to 20% in lanolin. **c. oxide,** a compound of copper and oxygen. **c. oxide, black,** CuO, a brownish-black, amorphous powder obtained from copper nitrate or copper carbonate by ignition. It is used as a teniafuge. Dose ¼–1½ gr. (0.05–0.11 Gm.) 3 or 4 times daily in pills for two weeks, abstaining from acid food. Externally it is used as an ointment with lard in treatment of chronic glandular induration. It is also employed in organic analysis. Syn., *copper monoxide.* **c. oxide, red,** Cu_2O, a dark-brown, crystalline powder. Syn., *copper hemioxide; copper suboxide.* **c. phosphate,** $CuHPO_4$, a bluish-green powder. It is used in tuberculosis. Dose ⅛–½ gr. (0.008–0.032 Gm.) several times daily. **c. point,** a crystal of copper sulphate in a holder. **c., reaction for.** See *Schoenbein.* **c. sulphate** (*cupri sulphas*, U. S. P.), $CuSO_4.5H_2O$, soluble in water, valuable as an emetic tonic, and astringent. Dose, as an emetic, 2–5 gr. (0.13–0.32 Gm.); as a tonic, ⅛–½ gr. (0.01–0.32 Gm.). **c. sulphocarbolate,** $CuC_6H(SO_4)_2 + 6H_2O$, green crystals soluble in water and alcohol. Syn. *cupriaseptol.*

copperas (*kop'-er-as*) [*cupri rosa*, rose of copper (?)]. A common name for ferrous sulphate, $FeSO_4 + 7H_2O$.

Coppet's law (*kop'-pa*) [Louis Cas de *Coppet*, French physicist, 1841–1911]. Solutions which have the same freezing point are equimolecular.

copra (*kop'-rah*) [Hind.]. The dried and crushed kernel of the cocoanut, from which cocoa-oil is expressed. **c. dermatitis,** same as *c. itch.* **c. itch,** a peculiar eruption noticed in persons working in copra mills in Ceylon. The eruption generally begins on the hands, and spreads to the arms, legs, and trunk, but does not affect the face.

copragogue (*kop'-rag-og*) [κόπρος, dung; ἀγωγός, leading]. A remedy to carry off feces; a purgative.

copraol (*kop'-ra-ol*) [*copra*, the dried kernel of the cocoanut]. A solid fat, derived from the cocoanut, and used as a substitute for cacao-butter in making suppositories. It melts at 30.3° C

copremesis (*kop-rem'-es-is*) [κόπρος, dung; ἔμεσις, vomiting]. The vomiting of fecal matter.

copremia (*kop-re'-me-ah*) [κόπρος, dung; αἷμα blood]. A form of general blood-poisoning arising from chronic constipation. The symptoms are anemia, sallow complexion, anorexia, frontal headache, vertigo, nausea, flatulence, thirst, fetid breath, lassitude, hypochondriasis, and irritability of temper

copro- (*kop-ro-*) [κόπρος, dung]. A prefix meaning relating to the feces or to dung.

coproctic (*kop-rok'-tik*) [κόπρος, feces]. Relating to feces; fecal.

coprolalia (*kop-ro-la'-le-ah*) [*copra-*; λαλιά, speech] The use of filthy and offensive language when a manifestation of disease.

coprolith (*kop'-ro-lith*) [*copro-*; λίθος, a stone]. A hard mass of fecal matter in the bowels.

coprophagy (*kop-rof'-a-je*) [*copro-*; φαγεῖν, to eat]. The eating of feces, a symptom seen in insane and hysterical patients.

coprophilia (*kop-rof-il'-e-ah*) [*copro-*; φίλος, loving]. Fond of fecal matter.

coprophilous (*kop-roff'-il-us*) [κόπρος, dung; φίλος, loving]. Fond of feeding or growing upon fecal matter; said of certain bacteria.

coproplanesis (*kop-ro-plan-e'-sis*) [*copro-*; πλάνησις, wandering]. Escape of feces through a fistula or other abnormal opening.

coproporphyrin (*kop-ro-por'-fir-in*) [*copro-*; *porphyrin*]. Porphyrin occurring in the feces.

coprorrhea (*kop-ror-e'-ah*) [κόπρος, dung; ῥεῖν, to flow]. Synonym of *diarrhea*.

coprostasis (*kop-ro-sta'-se-ah*). See *coprostasis*.

coprostasis (*kop-ros'-tas-is*) [*copro-*; στάσις, a standing]. The accumulation of fecal matter in the bowel.

coprosterol (*ko-pros'-ter-ol*) [*copro-*; *sterol*]. $C_{27}H_{47}OH$; a derivative of cholesterol, found in the lower intestine; it contains two more hydrogen atoms than cholesterol does.

coptine (*kop'-tēn*) [κόπτειν, to cut]. A colorless alkaloid of *goldthread*. See *coptis*.

coptis (*kop'-tis*) [κόπτειν, to cut]. Goldthread. The root of *C. trifolia*, a simple bitter tonic resembling quassia. It contains *coptine*, an alkaloid closely allied to berberine. Dose 10–30 gr. (0.65–2.0 Gm.).

copula (*kop'-ū-lah*) [L., "a band"]. 1. The *copula alba cerebri*, an anterior commissure of the cerebrum. 2. A thin lamina joining the rostrum with the terma. 3. Same as *sporont* or *oocyst*. 4. Same as *amboceptor*. 5 Sexual intercourse.

copulation (*kop-ū-la'-shun*) [*copulare*, to couple]. The sexual union of male and female i.e., the penis in the vagina.

coqueluche (*kōk-lūsh'*) [Fr., a hood or cowl]. Synonym of *influenza*; also of *whooping-cough*.

coquilles (*ko-kēl'*) [Fr.]. A variety of dark eyeglasses curved like shells.

cor (*kor*) [L.; gen., *cordis*)]. The heart. See *heart*. **c. adiposum**, a heart with a simple excess of the normal subpericardial fat. **c. bovinum**. See *bovine heart*. **c. hirsutum**, **c. hispidum**, **c. tomentosum**. See *c. villosum*. **c. membranaceum**, the auricular part of the heart. **c. mobile**, a heart which changes its position with the change of posture of the individual **c. pendulum**, extreme form of *c. mobile*. **c. villosum**, hairy heart; the peculiar shaggy appearance presented by the heart in acute plastic pericarditis, with the deposited fibrin existing in long shreds.

coraco- (*kor-ak-o-*) [κόραξ, a crow]. Pertaining to the coracoid process.

coracoacromial (*kor-ak-o-ak-ro'-me-al*). Relating to the coracoid process and the acromion.

coracobrachialis (*kor-ak-o-brā-ke-al'-is*). See under *muscle*.

coracoclavicular (*kor-ak-o-klav-ik'-ū-lar*). Relating to the coracoid process and the clavicle. Syn., *omoclavicular*.

coracohumeral (*kor-ak-o-hū'-mer-al*). Relating to the coracoid process and the humerus.

coracohyoid (*kor-ak-o-hi'-oid*). 1. Relating to the coracoid process and the hyoid bone. 2. The omohyoid muscle.

coracoid (*kor'-ak-oid*) [*coraco-*; εἶδος, likeness]. 1. Having the shape of a crow's beak. 2. The coracoid process. **c. ligament**, a triangular ligament joining the coracoid process to the acromion. **c. notch**, the notch in the upper border of the scapula. **c. process**, a beak-shaped process of the scapula.

coracopectoralis (*kor-ak-o-pek-tor-a'-lis*). The pectoralis minor muscle. See *muscles, table of*.

coracoscapular (*kor-ak-o-skap'-ū-lar*). Relating to the coracoid process of the scapula and to some other portion of the scapula.

coral (*kor'-al*). The hard substance secreted by marine polyps. **c. calculus**, a peculiar dendritic form of calculus found in the pelvis of the kidney, and forming a complete mold of the infundibula and calices.

cord (*chorda*, a string). 1. A tendon; any string-like body. 2. Used as a synonym for the *umbilical cord*, the vascular, cord-like structure connecting the placenta and fetus. **c., axis-**. See *primitive streak*. **c., bioplasson**, a reticulum formed by branching cells. **c., colic, transverse**, Glénard's term for that portion of the transverse colon which becomes hard and rigid as the result of a stoppage of fecal matter by the kinking of the colon near its attachment by the pylorocolic ligament. **c., dorsal**, the notochord. **c., false**, **c., superior** (vocal), a fold of mucous membrane on either side of the middle line of the larynx, inclosing the superior thyroarytenoid ligament. **c., genital**, Thiersch's name of an embryonic structure formed from the two Wolffian ducts and the Muellerian ducts. **c. of Hippocrates**, the Achilles tendon. **c., lumbosacral**, a nerve-trunk formed from the divisions of the fourth and fifth lumbar nerves. **c., muscular**, a cord-like prominence of a muscle due to morbid excitability of its fibers. **c., presentation of**, descent of the umbilical cord between the presenting part and the membranes at the beginning of labor. **c., prolapse of**, descent of the umbilical cord at the rupture of the bag of waters: incomplete, if remaining in the vagina, complete, if protruding therefrom. **c.s, sonorous**, these micircular canals of the internal ear. **c. spermatic**. See *spermatic cord*. **c., spinal**. See *spinal cord*. **c., true, vocal c., vocal**, the vocal band See under *larynx*.



UMBILICAL CORD SCISSORS.

cordate (*kor'-dat*) [*cor*]. Heart-shaped.

cordein (*kor'-de-in*). A white, crystalline substance used as an analgesic and antiseptic. Syn., *methyltribromsalol*.

Cordia (*kor'-de-ah*) [E. and V. *Cordus*, German physicians (1486–1535 and 1515–1544)]. A genus of shrubs and trees of the order *Boraginaceæ*. *C. aubletii* is indigenous to Guiana; the leaves are used as an application to tumors and skin diseases. *C. myxa* is indigenous to the East Indies, but cultivated in Arabia and Egypt. The fruit is used in coughs, the powdered bark in ringworm, the root as a purgative.

cordial (*kord'-yal*) [*cor*]. 1. Pertaining to the heart; exhilarant; stimulant. 2. An aromatic, spirituous stimulant.

cordiale (*kor-dea'-le*) [L.]. A cordial. **c. rubi fructus**. See *blackberry cordial*.

cordiform (*kor'-de-form*) [*cor*; *forma*, form]. Cordate; shaped like a heart.

cordite (*kor'-dīt*). A smokeless gun-powder consisting of gun-cotton dissolved in acetone and nitroglycerin.

cordol (*kor'-dol*). See *salol tribromide*.

cordon (*kor'-don*) [Fr., a cord or rope]. A line of posts to enforce a quarantine against a place infected with an epidemic disease.

cordyl (*kor'-dil*). See *acetyl tribromsalol.*

core (*kor*). 1. The central slough of a boil or carbuncle. 2. The axial or central portion of the terminal corpuscle in a nerve. 3. A bundle of soft iron wires used as a magnet in the center of a coil. **c., atomic.** See *coelectron.* 4. (*kor'-eh*) [κόρη, the pupil]. The pupil of the eye.

coreclisis, corecleisis (*kor-ek-li'-sis*) [κόρη, the pupil; κλεῖσις, a closure]. Pathological closure or obliteration of the pupil.

corectasis (*kor-ek'-ta-sis*) [*core* (4); ἔκτασις, a stretching out]. Dilatation of the pupil.

corectome (*kor-ek'-tōm*) [*core* (4); ἐκτεμνειν, to cut out]. An instrument used in iridectomy.

corectomedialysis (*kor-ek-to-me-di-al'-is-is*). See *iridectomy* and *coredialysis.*

corectomy (*kor-ek'-to-me*) [*core* (4); ἐκτεμνειν, to cut out]. See *iridectomy,* and *pupil, artificial.*

corectopia (*kor-ek-to'-pe-ah*) [*core* (4); ἔκτοπος, misplaced]. An anomalous position of the pupil; displacement of the pupil.

coredialysis (*kor-e-di-al'-is-is*) (*core* (4); διάλυσις, dialysis]. The production of an artificial pupil at the ciliary border of the iris.

corediastasis (*kor-e-di-as'-tas-is*) [*core* (4); διάστασις, dilatation]. Dilatation of the pupil.

corelysis (*kor-el'-is-is*) [*core* (4), λύσις, a loosening]. The detachment of iritic adhesions to the lens or to the cornea.

coremorphosis (*kor-e-mor-fo'-sis*) [*core* (4); μόρφωσις, formation]. The operation for establishing an artificial pupil.

corenclisis (*kor-en-kli'-sis*) [*core* (4); ἐγκλεῖσις, inclusion]. The formation of a new pupil by displacement, the iris being drawn aside and in part excised.

coreometer (*kor-e-om'-et-er*) [*core* (4); μέτρον, a measure]. An instrument for measuring the pupil of the eye.

coreometry (*kor-e-om'-et-re*) [see *coreometer*]. The measurement of the pupil of the eye.

coreoncion (*kor-e-on'-se-on*). A double-hooked iris-forceps.

coreoplasty (*kor'-e-o-plas-te*) [*core* (4); πλάσσειν, to form]. Any operation for forming an artificial pupil.

corestenoma (*kor-e-sten-o'-mah*) [κόρη, the pupil; στένωμα, a narrow place]. A narrowing of the pupil.

coretomodialysis (*kor-et-o-mo-di-al'-is-is*). See *iridectomy.*

coretomy (*kor-et'-o-me*) [*core* (4); τέμνειν, to cut]. Iridotomy or iridectomy; any surgical cutting operation on the iris.

coriaceous (*kor-e-a'-she-us*) [*corium,* leather]. 1. Leathery, tough. 2 Of a bacterial culture, one which will not yield to the platinum needle.

coriamyrtin (*ko-re-am-er'-tin*) [*Coriaria myrtifolia,* myrtle], $C_{30}H_{36}O_{10}$. An exceedingly poisonous principle, a glucoside, obtained from the fruit of *Coriaria myrtifolia.* A cardiac stimulant. Maximum dose $\frac{1}{64}$ gr. (0.001 Gm.).

coriander, coriandrum (*ko-re-an'-der, ko-re-an'-drum*) [κορίαννον, coriander]. Coriander-seed. The *coriandrum* of the U. S. P. is the dried ripe fruit of *Coriandrum sativum,* an aromatic, carminative, and stimulant, used mainly to give flavor to other remedies and as a corrective to griping purgatives. Dose 10–20 gr. (0.65–1.3 Gm.). **c., oil of** (*oleum coriandri,* U. S. P.), the volatile oil. Dose 2–5 min. (0.13–0.32 Cc.).

coriandrol (*kor-e-an'-drol*), $C_{10}H_{18}O$. The chief constituent of oil of coriander; a liquid isomeric with borneol.

Coriaria (*ko-re-a'-re-ah*) [L.]. A genus of poisonous shrubs of several species, having a wide geographical distribution. **C. myrtifolia,** used in dyeing and tanning, has poisonous berries and shoots. The seeds and shoots of **C. sarmentosa** of New Zealand afford what is called *toot-poison.* The memory is said to be impaired after recovery from poisoning by this plant.

coridin (*kor'-id-in*), $C_{10}H_{15}N$. A liquid base obtained from the distillation of bones.

corisol (*kor'-is-ol*). A preparation of suprarenal capsule said to be useful in catarrh of the nasopharynx.

corium (*ko'-re-um*) [L., "a hide; leather"]. The deep layer of the skin. See *skin.* **c. phlogisticum.** Same as *crusta phlogistica, q. v.*

corm (*korm*) [κορμός, the trunk of a tree]. The bulbous underground part of certain plants, as the crocus.

corn (*korn*) [*cornu,* horn]. A local induration and thickening of the skin from friction or pressure. See *clavus.* **c.-silk.** See *Zea mays.* **c.-smut.** See *ustilago.* **c.-starch,** the commercial name of a starch derived from maize, and extensively used as an article of food, especially for invalids.

Cornaro's diet. A diet for indigestion and the results of riotous living, devised by Luigi Cornaro, a Venetian gentleman of the fifteenth and sixteenth centuries. It consisted of a daily allowance of bread, meat, and yolk of egg, amounting to 12 ounces in all. With this he took 14 ounces of a light Italian wine each day.

cornea (*kor'-ne-ah*) [*corneus,* horny]. The transparent anterior portion of the eyeball, its area occupying about one-sixth the circumference of the globe. It is continuous with the sclerotic, and is nourished by lymph from the looped blood-vessels at its peripheral border. **c., conical.** See *keratoglobus.* **c., transplantation of,** the operation of engrafting a section of transparent cornea from some animal into the space of an excised portion of human cornea.

corneal (*kor'-ne-al*). Pertaining to the cornea. **c. corpuscles,** stellate bodies in the corneal lacunæ. **c. lacunæ, c. spaces,** stellate spaces in the corneal lamellæ between the corpuscles.

corneitis (*kor-ne-i'-tis*). See *keratitis.*

corneoblepharon (*kor-ne-o-blef'-ar-on*) [*cornea; blepharon*]. Adhesion of the surface of the eyelid to the cornea.

corneocalcareous (*kor-ne-o-kal-ka'-re-us*) [*corneus,* horny; *calcareus,* pertaining to lime]. Formed of a mixture of horny and calcareous substances.

corneoiritis (*kor-ne-o-i-ri'-tis*). See *keratoiritis.*

corneosclera (*kor-ne-o-skle'-rah*) [*cornea; sclera*]. The cornea and sclera taken together.

corneous (*kor'-ne-us*) [*corneus,* horny]. Horny or horn-like. **c. tissue,** the substance of the nails.

cornet (*kor-net'*) [*cornu*]. 1. A small ear-trumpet worn within the ear and sometimes concealed by the hair of the wearer. 2. A bony layer. **c., Bertin's, c., sphenoid,** the anterior part of the body of the sphenoid bone.

corneum (*kor-ne'-um*). The stratum corneum or horny layer of the skin.

corniculate (*kor-nik'-ū-lāt*) [*cornu*]. Furnished with horns or horn-shaped appendages.

corniculum (*kor-nik'-ū-lum*) [L. *dim.* of *cornu,* a horn; *pl., cornicula*]. A small cornu or horn-like process. **c. laryngis,** a small, horn-shaped mass

of cartilage on the arytenoid cartilages; called also the *cartilages of Santorini*. **cornicula of the hyoid bone, c. interna ossis hyoidei,** the small cornua of the hyoid. **cornicula santorinia-na.** See *c. laryngis*.

cornification (*kor-nif-ik-a'-shun*) [*cornu; facere*, to make]. The process of hardening or making horny.

cornin (*kor'-nin*) [*corneus*, horny]. A precipitate from the tincture of the bark of Dogwood, *Cornus florida;* it occurs in white silky, bitter crystals, and is a tonic, stimulant, and astringent. Dose 2–4 gr. 2. A bitter crystalline substance from the bark of *Cornus florida*. Syn., *cornic acid*.

cornstalk disease of cattle and horses. A disease caused by feeding on dry stalks left standing in the field after the corn has been gathered in the fall. It has been attributed—(1) to corn-smut; (2) to scarcity of salt and water; (3) to "dry murrain," a hard and dry condition of the third stomach, supposed to be morbid, though really normal; (4) to the presence of potassium nitrate in the fodder; (5) to the presence of a bacterium. Syn., *broncho-pneumonia bovis*.

cornu (*kor'-nu*) [L.; pl., *cornua*]. A horn. A name applied to any excrescence resembling a horn. **c. Ammonis,** the hippocampus major of the brain. **c. anterius,** the anterior horn. **c. cervi,** hartshorn or ammonium hydroxide. **c. cutaneum,** a horn-like excrescence arising from the skin. Syn., *cornu humanum*. **c., dental,** a horn of the dental pulp. These extensions form the body of the dental pulp, which corresponds with the positions of the cusps of the teeth. **c. descendens, c. inferius, c. laterale, c. magnum, c. medium,** the medicornu, that prolongation of the lateral ventricle which, curving outward around the back of the thalamus, descends beneath it, and, extending forward and inward, ends in the anterior extremity of the hippocampal gyrus. **c. dorsale,** the dorsal projection of the mass of cinerea seen upon each half of the spinal cord in transverse section. Syn., *crus posticum; posterior cornu*. **c. humanum.** See *c. cutaneum*. **c. inferius,** the inferior or descending horn. **c. majus,** greater horn. **c. minus,** lesser horn. **c. occipitale, c., posterius** (of the lateral ventricle), the postcornu, a conical prolongation of the lateral ventricle, curving outward, backward, and inward into the occipital lobe. Syn., *cavitas digitata; cornu ancyroide*. **c. superius,** superior horn. **cornua of the uterus.** 1. The lateral infundibuliform prolongations of the uterine cavity into which the Fallopian tubes open. 2. The oviducts. **c. ventrale,** the ventral projection of the mass of cinerea seen upon each half of the spinal cord in transverse section. Syn., *crus anterius*.

cornua (*kor'-nū-ah*) [L.]. Plural of *cornu*.

cornual (*kor'-nū-al*) [*cornu*]. Relating to a cornu. **c. myelitis,** myelitis affecting the anterior cornua of the spinal cord.

cornucopia (*kor-nū-ko'-pe-ah*) [L., horn of plenty]. An offset of the choroid plexus of the fourth ventricle into the lateral recess of the ventricle.

cornus (*kor'-nus*) [L.]. Dogwood. The bark of the root of *C. florida*, the properties of which are due to a crystalline principle, *cornin*. It is a simple stomachic bitter and slightly antiperiodic. Dose of the *fluidextract* 10 min.–1 dr. (0.65–4.0 Cc.).

cornutine (*kor'-nū-tēn*). An alkaloid, the active principle of ergot. Dose $\frac{1}{12}$ gr. (0.005 Gm.). **c. citrate.** Dose $\frac{1}{20}$–$\frac{1}{10}$ gr. (0.003–0.006 Gm.) in spermatorrhea.

cornutol (*kor'-nū-tol*). Trade name of a fluid-extract of ergot, said to be aseptic and adopted for hypodermic use.

coroclisis, corocleisis (*ko-ro-kli'-sis*) [see *coreclisis*].

corodialysis (*kor-o-di-al'-is-is*) [κόρη, the pupil; διάλυσις, loosening]. See *iridodialysis*.

corodiastasis (*kor-o-di-as'-tas-is*) [κόρη, the pupil; διάστασις, separation]. Dilatation of the pupil.

corometer (*ko-rom'-et-er*). Same as *coreometer*.

corona (*ko-ro'-nah*) [L., a "crown"]. 1. A crown. 2. The corona radiata. **c. capitis,** the crown of the head, the top of the head. **c. ciliaris,** the ciliary ligament. **c. dentis,** the crown of a tooth. **c. glandis,** the ridge of the glans penis. **c. radiata,** a radiating mass of white nerve-fibers ascending from the internal capsule to the cortex cerebri. **coronæ tubulorum.** See *Lieberkühn's crypts*. **c. veneris,** a circle of syphilitic blotches occurring on the forehead.

coronad (*kor'-o-nad*) [*corona*, the crown; *ad*, to]. Toward the coronal aspect of the head, or towards any corona.

coronal (*kor-o'-nal*) [*corona*]. Encircling like a crown; pertaining to the crown of the head. **c. suture,** the suture joining the frontal with the two parietal bones.

coronale (*kor-o-na'-le*) [L.]. 1. The frontal bone. 2. A point on the coronal suture where the frontal diameter is greatest.

coronamen (*kor-o-na'-men*) [L., a crowning; *pl., coronamina*]. Same as *coronet*.

coronaria (*kor-o-na'-re-ah.*) A coronary artery, of the heart, or lips, or stomach. **c. ventriculi,** the coronary artery of the stomach.

coronary (*kor'-o-na-re*) [*corona*]. A term applied to vessels, nerves, or attachments that encircle a part or an organ. **c. artery,** one of the arteries around the heart and lips; also the gastric artery. **c. bone,** the small postern or median phalanx of a horse's foot. **c. ligament,** a ligament of the knee; also one of the liver. **c. sinus,** a passage for the blood into the right auricle. **c. valve,** the valve protecting the orifice of the coronary sinus.

corone (*ko-ro'-ne*). The coronoid process of the inferior maxilla.

coronen (*ko-ro'-nen*) [*corona*, a crown]. Belonging to the corona in itself.

coroner (*kor'-o-ner*) [*coranator*, a crown officer]. An officer who inquires by authority of the law into the causes of sudden or violent deaths. **c.'s inquest,** the legal inquiry before a jury into the cause of a sudden or violent death.

coronet (*kor'-o-net*) [Fr., dim. of *couronne*, a crown]. 1. In biology, a crowning circle of hairs. 2. In veterinary surgery, the lowest part of the postern of the hoof, also called coronamen.

Coronilla (*kor-o-nil'-ah*) [dim. of *corona*]. A genus of leguminous herbs. *C. scorpioides*, an annual of southern France, furnishes *coronillin* (*q. v.*). *C. varia* is diuretic, purgative, and poisonous. It is used as a succedaneum for digitalis in cardiac disease. An aqueous extract and a powder of the fresh plant are given in doses of 1½ gr. (0.098 Gm.).

coronillin (*kor-o-nil'-in*) [see *coronilla*]. A glucoside, $C_7H_{12}O_3$, from *Coronilla scorpioides;* it is a cardiac tonic and diuretic. Dose 1–2 gr. (0.06–0.13 Gm.).

coronion (*ko-ro'-ne-on*). The apex of the coronoid process of the inferior maxilla.

coronitis (*kor-o-ni'-tis*). Inflammation of the coronary substance of the horse's hoof.

coronium (*ko-ro'-ne-um*). A supposed element, said to be lighter than hydrogen, and believed to exist in volcanic gases.

coronobasilar (*kor-o-no-bas'-il-ar*) [*corona*, a crown; *basis*, the base]. Extending from the coronal suture to the basilar aspect of the head.

coronofacial (*kor-o-no-fa'-shal*) [*corona; facies*, face]. Relating to crown of the head and to the face.

coronoid (*kor'-o-noid*) [*corona* or *κορώνη*, a crow; *εἶδος*, likeness]. Crown-shaped or crow-shaped, as the *coronoid* process of the ulna or of the jaw.

coroparelcysis (*kor-o-par-el'-si-sis*) [*κόρη*, the pupil; *παρέλκυσις*, a drawing asidel.] Displacing the pupil to remedy partial opacity of the cornea by bringing it opposite a transparent part.

corophthisis (*ko-roff'-this-is*) [*κόρη*, pupil; *φθίσις*, a wasting]. Habitual or permanent contraction of the pupil due to a wasting disease of the eye.

coroplasty (*kor'-ro-plas-te*). Same as *coreplasty*.

coroscopy (*kor-os'-ko-pe*). See *retinoscopy*.

corotomy (*kor-ot'-o-me*). Coretomy.

corpora (*kor'-por-ah*) [pl of *corpus*, a body]. A general term applied to certain parts of the body having a rounded or ovoid shape. **c. albicantia**, two white masses in the interpeduncular space at the base of the brain, the projections of the anterior pillars of the fornix. **c. amylacea**, certain bodies found in nervous and other tissues after death; they are probably the result of degeneration. **c. aranacea**, a granular substance occurring at times in the masses of papilloma. Syn., *sand-bodies*. **c. Arantii**. See *Arantius*. **c. cavernosa**, the cylindrical bodies of erectile tissue forming the chief part of the penis. Also, the two masses of erectile tissue composing the clitoris. **c. geniculata**. See *geniculate bodies*. **c. globosa cervicis uteri**, cysts of the neck of the uterus, Nabothian cysts. **c. olivaria**, the two oval masses behind the pyramids of the oblongata. **c. pyramidalia**, the two bundles of white matter of the oblongata. **c. quadrigemina**, the optic lobes of the brain, the four rounded eminences situated under the corpus callosum. The anterior pair are called the nates, and the posterior, the testes. **c. restiformia**, the cord-like bodies extending between the oblongata and the cerebrum. **c. sesamoidea**. Same as *c. Arantii*. **c. striata**, two gray bodies in the lateral ventricles of the brain.

corpora cavernositis (*kor'-por-ah kav-ur-no-si'-tis*). Inflammation of the corpora cavernosa, with priapism.

corporeal (*kor-por'-e-al*) [*corpus*, a body]. Pertaining to the body. **c. endometritis**. See *endometritis*.

corpse (*korps*) [*corpus*, a body]. A cadaver.

corpulence, corpulency (*kor'-pū-lens, -se*) [*corpulentus*, corpulent]. Obesity; fatness of the body.

corpulent (*kor'-pū-lent*) [*corpulentus*, corpulent]. Excessively fat; obese.

corpulin (*kor'-pū-lin*). A remedy for obesity said to consist of bladderwrack (*Fucus vesiculosis*), tamarinds, and cascara sagrada.

corpus (*kor'-pus*) [L., "a body;" pl., *corpora* (*q. v.*)]. 1. A body; the human body. 2. The body or shaft of a bone or other structure. **c. annulare**, the pons Varolii. **c. bigeminum**, an optic lobe **c. callosum**, the broad band of white matter uniting the hemispheres of the cerebrum. **c. caudatum**, a ganglion or free ring of gray matter circling around the lenticular nucleus of the brain. It is massive in the frontal portion, but becomes attenuated caudad; the anterior portion is the head; the posterior, the tail. **c. cavernosum urethræ**, the corpus spongiosum. **c. cavernosum vaginæ**, spongy tissue of the vagina. **c. ciliare**, ciliary body; that part of the middle coat of the eye comprising the ciliary muscles and processes. **c. dentatum.** 1. See *olivary body*. 2. The central folded gray nucleus of the cerebellum. **c. fibrosum**, a tough, semiopaque body in the ovary, due to some fibrous change in the corpus luteum. **c. fimbriatum**, the lateral thin edge of the tænia hippocampi. **c. geniculatum**, a tubercle of the lower portion of the optic thalamus. **c. hæmorrhagicum**, a clot of blood found in the ruptured matured follicle at the surface of the ovary. **c. Highmorianum.** See *Highmore, body of*. **c. luteum**, the yellow body formed in the ovary in the site of a ruptured Graafian vesicle. **c. luteum, false**, that found when pregnancy does not occur. Syn., *corpus luteum of menstruation*. **c. luteum, true**, that found when pregnancy takes place. Syn., *corpus luteum of pregnancy*. **c. mammillare.** See *corpora albicantia*. **c. pampiniforme**, the parovarium. **c. phacoide**, the crystalline lens. **c. pyramidale**, the pyramid of the oblongata. **c. rhomboidale.** See *c. dentatum*. **c. spongiosum**, the spongy part of the penis encircling the urethra. **c. striatum**, a mass of gray matter extending into the lateral ventricles of the brain and composed of the caudate and lenticular nuclei. **c. trapezoideum**, a mass of fibers in the center of the pons Varolii; the cochlear nerve passes through it.

corpuscle (*kor'-pus-l*) [dim. of *corpus*]. 1. A small body or particle. 2. A molecule or atom. 3. A cell. 4. A blood cell. **c., axile, c., axis-**, the central portion of a tactile corpuscle. Syn., *axile body*. **c.s, Babes-Ernst's.** See *Babes-Ernst's bodies*. **c.s, Bennett's.** See *Bennett's corpuscles*. **c.s, Bizzozero's.** See *Bizzozero's blood-platelets*. **c.s, blood-, red**, biconcave, nonnucleated discs, circular in outline, and containing red coloring-matter, termed hemoglobin, to which the color of the blood is due. Red corpuscles have been divided, according to their size, into normocytes (normal in size), megalocytes of (excessive size), microcytes (abnormally small), and poikilocytes (of irregular shape and size). The red corpuscles of man are about $\frac{1}{125}$ inch in diameter and $\frac{1}{1250}$ inch thick, and their number is about 5,000,000 to each cubic millimeter of blood. They consist of a colorless stroma infiltrated with hemoglobin. **c.s, blood-, white** (colorless), flattened cells, about $\frac{1}{2500}$ inch in diameter, in the ratio of 1:500 compared with red corpuscles. Their protoplasm is granular; they have one or more nuclei and no cell-wall. They possess contractile power and alter their shape readily. The colorless corpuscles are variously designated as eosinophil, basophil, neutrophil, mononuclear, polynuclear, lymphocytes, transitional, large, small, etc. **c., bone-**, an osteoblast. **c.s, Burckhardt's.** See *Burckhardt's corpuscles*. **c.s, cancroid**, the pearly bodies of squamous epithelioma. **c., cartilage.** See *cartilage*. **c.s, chorea.** See under *chorea*. **c.s, chromophile.** See *Nissl's bodies* **c.s, chyle**, lymph-corpuscles. **c.s, colostrum.** See *colostrum corpuscles*. **c.s, concentric.** See *Hassall's bodies*. **c.s, corneal**, connective-tissue corpuscles containing an oval nucleus and furnished with numerous branching processes occurring within the fibrous groundwork of the cornea.

Syn., *Toynbee's corpuscles; Virchow's corpuscles*

c., cytoid, a leukocyte. **c., Davaine's.** See *Bacillus anthracis* under *Bacilli*. **c.s of Donne.** See *colostrum corpuscles*. **c.s, Drysdale's ovarian.** See under *Drysdale*. **c.s, genital,** special nerve-endings in the external genitalia. **c.s, ghost-,** phantom-corpuscles. **c.s, Gierke's.** See under *Gierke*. **c.s, Golgi's.** See under *Golgi*. **c., Golgi-Mazzoni's.** See under *Mazzoni*. **c.s, Grandry's.** See under *Grandry*. **c.s, Hassall's.** See *Hassall's bodies*. **c., Hayem's.** See *achromacyte*. **c.s, Herbst's.** See under *Herbst*. **c.s, Jaworski's.** See under *Jaworski*. **c.s, Key and Retzius'.** See under *Key*. **c.s, Krause's.** See *Krause's corpuscles*. **c.s, Langerhans' stellate.** See under *Langerhans*. **c.s, Leber's.** See *Gierke's c.s*. **c.s, Lostorfer's.** See under *Lostorfer*. **c.s, lymph-,** nucleated ameboid cells found in lymph and chyle. Upon entering the blood with the lymph they are called white blood-corpuscles. The smaller ones have little if any ameboid movement, and are sometimes spoken of as free nuclei on account of their small cell-body; some of these corpuscles are coarsely granular and are therefore called granular cells. **c., Malpighian (of the kidney).** See *Malpighian corpuscles*. **c.s, Malpighian (of the spleen).** See *Malpighian corpuscles*. **c., Mazzoni's.** See under *Mazzoni*. **c.s, Meissner's.** See *c.s, tactile-* (1). **c.s, Merkel's.** See *Grandry's c.s*. **c.s, Miescher's.** See *Miescher's tubes*. **c.s, milk-,** of v. Kölliker, cells containing fat-globules observed in the acini of the mammary gland and breaking up into milk-globules on reaching the lactiferous ducts. **c.s, Montgomery's.** See *Montgomery's glands*. **c., Morgagni's.** See *Morgagni's globules*. **c., nerve,** nerve-cells. **c.s, Norris' invisible.** See under *Norris*. **c.s, Nunn's.** See *Bennett's c s* **c.s, Pacinian.** See *Pacinian's c.s*. **c.s, Patterson's.** See under *Patterson*. **c., pavement-.** See *cells, endothelial*. **c.s, phantom-.** Decolorized blood-corpuscles; and see *blood-platelets*. **c., polar-,** the centrosome. **c.s, Reissner's.** See under *Reissner*. **c., Rollett's nerve-.** See *Mazzoni's c*. **c.s, shadow-.** See *achromacyte*. **c.s, spleen-, c.s, splenic.** See *Malpighian corpuscles* **c.s, tactile-.** 1. (*Of Wagner.*) The small, oval bodies found in the papillæ of the skin and enveloped by nerve-fibers 2. See *Grandry's c.s*. **c., taste-.** See *taste-bud*. **c.s, terminal.** See *Krause's c.s*. **c.s, touch-.** See *c.s, tactile-* **c.s, Toynbee's.** See under *Toynbee*. **c.s., transparent of Norris.** See *Norris' c s, invisible*. **c.s, Traube's.** See *achromacyte*. **c.s, typhic,** the epithelial cells of Peyer's patches which in typhoid fever have become granulated through degeneration. **c.s, Vater's, c.s, Vater-Pacini's.** See *Pacinian c.s*. **c.s, Virchow's.** See *c.s. corneal*. **c., Zimmermann's.** See under *Zimmermann*.

corpuscula (*kor-pus'-kū-lah*) [L.]. Plural of *corpusculum*.

corpuscular (*kor-pus'-kū-lar*) [*corpuscle*]. Relating to or of the nature of a corpuscle.

corpusculation (*kor-pus-kū-la'-shun*) [*corpusculum*, a corpuscle]. A condition in which the corpuscles of the blood have undergone hyperplasia, being larger and more numerous than normal.

corpusculous (*kor-pus'kū-lus*) [*corpusculum*, a corpuscle]. Corpuscular.

corpusculum (*kor-pus'-kū-lum*) [L. dim. of *corpus*; *pl., corpuscula*]. A little body; a corpuscle. **c. articulare mobile.** See *arthrolith*. **corpuscula ossea, ca. radiata, ca. chalicophora.** See *bone*. **c. lamellosum.** See *Pacinian corpuscles*. **c. triticeum.** See *cartilago triticea*. **corpuscula Wrisbergii,** the cuneiform cartilages.

corradiation (*kor-ra-de-a'-shun*). The act of radiating together, as focused rays.

correctant, corrective (*kor-ek'-tant, kor-ek'-tiv*) [*corrigere*, to correct]. 1. Modifying favorably. 2. A substance used to modify or make more pleasant the action of a purgative or other remedy.

correction (*kor-ek'-shun*) [*correctus; corrigere*, to amend]. The rectification of any abnormality (as a refractive or muscular defect), or of any undesirable quality (as in a medicine).

correlated (*kor'-el-a-ted*) [*correlatus*, related]. Interdependent; related. **c. atrophy.** See *atrophy*.

correlation (*kor-el-a'-shun*) [*correlatus*, related]. Interdependence; relationship.

Corrigan's button, or **cautery** (*kor'-ig-an*) [Sir Dominic John *Corrigan*, Irish physician, 1802–1880]. A button-shaped cautery iron fastened in a wooden handle. **C.'s disease.** 1. Aortic insufficiency. 2. Cirrhosis of the lung. **C.'s line,** the purple or brownish-red line on the margin of the gums in chronic copper-poisoning. **C.'s pulse,** "water-hammer pulse;" the abrupt, quickly receding, jerking pulse of aortic insufficiency. **C.'s respiration,** "nervous or cerebral respiration." Frequent shallow and blowing breathing in low fevers *e.g.*, in typhus. **C.'s sign,** an expansive pulsation felt in cases of aneurysm of the abdominal aorta.

corrigent (*kor'ij-ent*). See *correctant*.

corroborant (*kor-ob'-o-rant*) [*corroborans*, strengthening]. A tonic invigorating remedy.

corrosion (*kor-o'-zhun*) [*con*, together; *rodere*, to gnaw]. The process of corroding or the state of being corroded. **c.-anatomy,** that branch of anatomy which demonstrates an anatomical specimen by means of a corrosive process that eats away those parts which it is not desired to preserve. In some cases a resisting-substance is injected, so as to preserve the vessels and ducts from corrosion. **c.-preparation,** one in which the vessels, ducts, or cavities of organs are filled by a fluid that will harden and preserve the shape of the vessel or cavity after the organ itself is corroded, digested, or destroyed.

corrosive (*kor-o'-siv*) [see *corrosion*]. 1. Eating away. 2. A substance that destroys organic tissue either by direct chemical means or by causing inflammation and suppuration. **c. chloride, c. sublimate.** See *mercury bichloride*.

corrosol (*kor'-o-sol*). Proprietary hypodermic said to contain cacodylate and succinate of mercury, and to be nonirritating and painless.

corroval (*kor'-o-val*). A variety of curare, or arrow-poison; a cardiac and muscular paralyzant.

corrovaline (*kor-o'-val-in*). A poisonous alkaloid obtained from corroval.

corrugant (*kor'-u-gant*) [*corrugare*, to wrinkle]. A drug to check secretions.

corrugator (*kor'-ū-pa-tor*) [*corrugare*, to wrinkle]. That which wrinkles. See under *muscle*

corset (*kor'-set*). In surgery, an investment for the abdomen or chest, or both; useful in some spinal disorders and deformities, and in fractures or injuries of the thoracic walls. **c.-liver,** one with a furrow resulting from the pressure exerted by a corset, chiefly in the right lobe. It is due to habitual tight lacing, and hence is found in women and, rarely, among soldiers.

corsetage (*kor'-set-ij*) Dehelly's method. Adhesive strips with hooks along their inner edges are

stuck to the skin each side of the open wound 48 hours before operation. Rubber bands over the hooks approximate the lips of the lesion.

Corsican moss. A mixture of fragments of various seaweeds brought from Corsica. It is said to be alterative, febrifuge, anthelmintic, and nutritious. Syn., *Helminthochorton*.

cortex (*kor'-teks*) [L., "bark"]. 1. The bark of an exogenous plant. 2. The surface-layer of an organ. 3. The external gray layer of the brain, the substantia corticalis, *q. v.* 4. The peripheral portion of an organ, situated just beneath the capsule. **c. aurantii,** orange-peel. **c. cerebri.** See *cortex* (3). **c. corticis,** the outer sheath of the kidney. **c. degeneration.** Synonym of *general paralysis of the insane.* See under *paralysis* **c. renalis,** the cortical substance of the kidney.

Corti's arch (*kor'-te*) [Marchese Alfonso *Corti*, Italian histologist, 1822–1876]. The arch formed in the organ of Corti by the two files of rods. **C.'s canal,** the triangular canal formed by the pillars of Corti, the base of which corresponds to the membrana basilaris. It extends over the entire length of the lamina spiralis. **C.'s cells,** the outer hair-cells of Corti's organ. **C.'s fibers.** See *C.'s rods.* **C.'s ganglion,** the ganglion spirale, an aggregation of ganglion-cells in the spiral canals of the cochlea. **C.'s membrane,** the membrana tectoria of the cochlea. **C.'s organ,** a complicated organ, the product of differentiation of the epithelial lining of the cochlear canal, resting on the basilar membrane of the cochlea and containing the end-organs of the cochlear nerves. **C.'s rods,** the pillars of the arch of the organ of Corti. **C.'s teeth,** the auditory teeth; the tooth-like projections of the edge of the limbus laminæ spiralis of the ear. **C.'s tunnel.** Same as *C.'s canal.*

cortical (*kor'-tik-al*) [*cortex*]. Pertaining to the cortex or bark or to the cortex of any organ or structure. **c. cataract,** opacity in the cortex of the lens. **c. epilepsy,** such as is due to a lesion of the cortical substance of the brain. **c. hormone,** a constituent of the suprarenal gland. Said to be effective in Addison's disease. **c. paralysis.** See *epilepsy.*

corticate (*kor'-te-kāt*). Having a bark or cortex.

corticifugal (*kor-te-sif'-ū-gal*) [*cortex; fugere,* to flee]. Conducting away from the cortex.

corticipetal (*kor-te-sip'-et-al*) [*cortex; petere,* to seek]. Conducting toward the cortex.

corticoafferent (*kor-te-ko-af'-er-ent*). See *corticipetal.*

corticoefferent (*kor-te-ko-ef'-er-ent*). See *corticifugal.*

corticospinal (*kor-tik-o-spi'-nal*). Pertaining to the cortex of the brain and the spinal cord.

cortin (*kor'-tin*). An extract from the adrenal cortex; it is said to be a hormone.

corundum (*ko-run'-dum*) [Hind., *kurand*]. A native crystalline aluminum oxide, Al_2O_3. Mixed with melted shellac, it is formed into wheels for use in the dental laboratory and for grinding in general.

coruscation (*kor-us-ka'-shun*) [*coruscare,* to glitter]. A glittering or flashing of light, also the subjective sensation of light-flashes.

Corvisart's disease (*kor-ve-sar'*) [Jean Nicolas *Corvisart,* French physician, 1755–1821]. Idiopathic cardiac hypertrophy. **C.'s facies,** the facies of cardiac insufficiency.

corybantism (*kor-e-bant'-izm*) [*κορυβαντισμός,* corybantic frenzy]. Maniacal frenzy, with sleeplessness, choreic excitement and visual hallucinations.

corydalin (*kor-id'-al-in*) [*corydalis*]. 1. An extract from the root of *Corydalis formosa* (*Dicentra canadensis*); it is used in syphilis and scrofula.

corydaline (*kor-id'-al-in*). An alkaliod, $C_{22}H_{27}NO_4$ (Freund) from *Corydalis tuberosa;* it is used as a heart-tonic. Dose 1–5 gr. (0.065–0.032 Gm.).

corydalis (*kor-id'-al-is*) [*κορυδαλλίς,* the crested lark]. 1. Turkey-corn. The tuber of *C. formosa* (*Dicentra canadensis*), a tonic, diuretic, and alterative. Dose of *fluidextract* 10–40 min. (0.6–2.5 Cc.). 2. A genus of plants of the order *Papaveraceæ. C. tuberosa,* holewort, hollowwort, is an herb indigenous to Europe; the rhizome is anthelmintic and emmenagogue. It contains corydaline and corydine.

corydine (*kor'-id-ēn*) An amorphous alkaloid from *Corydalis tuberosa.*

coryfin (*kor'-if-in*). Ethyl glycolic acid ester of menthol.

coryl (*kor'-il*). The name given to an anesthetic composed of ethyl chloride and methyl chloride in such proportions that the boiling-point of the mixture is about 32° F.

coryleur (*kor-il-ur'*). An apparatus for spraying with coryl.

corymb (*kor'-imb*) [*κόρυμβος,* a cluster of flowers]. A raceme whose lower pedicels are elongated, so that the top or surface is nearly flat.

corymbose (*kor'-im-bōs*) [*κόρυμβος,* a cluster of flowers]. Pertaining to, or arranged like, a corymb.

Corynebacterium (*kor-i'-ne-bak-te'-re-um*) [*κορύνη,* a club; *bacterium*]. A genus of bacilli, club-shaped, granular and gram-positive. **C. commune,** the pseudo-diphtheria bacillus. **C. diphtheriæ,** the bacillus of diphtheria. **C. granulomatis maligni, C. hodgkini,** a bacillus of diphtheroid nature found in Hodgkin's disease. **C. mallei,** the bacillus of glanders.

coryza (*ko-ri'-zah*) [*κόρυζα,* a running at the nose]. Catarrh of the mucous membrane of the nasal passages and adjacent sinuses, popularly called a "cold in the head." See *rhinitis.* **c. caseosa,** Cozzolino's term for a disease in which the nostrils are filled with caseous masses. **c. idiosyncratic.** See *hay-fever.* **c. maligna,** synonym of *snuffles of the newborn.* **c. periodic vasomotor** See *hay-fever.* **c. vasomotor.** Syn. of *hay-fever.*

coryzol (*ko-ri'-zol*). Trade name of a preparation containing oil of eucalyptus and formaldehyde; intended to be inhaled in cases of coryza.

cosaprin (*kos'-ap-rin*), $C_6H_4{<}^{SO_2Na}_{NH-CO-CH_3}$. A sulphoderivative of acetanilide; a whitish-gray slightly saline powder, freely soluble in water. Used as an antipyretic instead of acetanilide. Dose 5–8 gr. (0.3–0.5 Gm.) 3 times daily.

cosmesis (*koz-me'-sis*) [*κοσμεῖν,* to adorn]. The art of preserving or increasing beauty.

cosmetic (*koz-met'-ik*) [*κοσμεῖν,* to adorn]. 1. Beautifying. 2. A remedy designed to hide defects of the skin or other external parts. **c. operation,** a surgical operation to give a natural appearance to a defective or unsightly part.

cosmetology (*koz-met-ol'-o-je*) [*κόσμετος,* orderly; *λόγος,* science]. The science of the proper care of the body, *e. g.,* cleanliness, dress, etc.

cosmic (*koz'-mik*) [*κόσμος,* the universe]. World-wide; of wide distribution, as a *cosmic* disease.

cosmoline (*koz'-mo-lēn*). See *petrolatum.*

costa (*kos'-tah*) [L.: *pl., costæ*]. A rib. **costæ fluctuantes,** floating ribs. **costæ illegitimæ, c. mendosæ, c. spuriæ,** false ribs. **costæ legitimæ, c. veræ,** true ribs.

costal (*kos'-tal*) [*costa*]. Pertaining to the ribs. **c. arch,** the arch of the ribs. **c. cartilages,** the twelve cartilaginous extensions of the ribs. **c.**

respiration, respiration carried on chiefly by the chest muscles.

costalgia (*kos-tal'-je-ah*) [*costa*, a rib; ἄλγος, pain]. Intercostal neuralgia; pain in the ribs.

costate (*kos'-tāt*). Ribbed; furnished with ribs or connecting structures.

costectomy (*kos-tek'-to-me*) [*costa*; ἐκτομή, excision]. Excision of a rib; costotomy.

costen (*kos'-ten*) [*costa*, a rib]. Belonging to a rib in itself.

Coster's paste. A remedy formerly used in the treatment of tinea tonsurans. It is made of iodine, 2 drams, in one ounce of oil of pitch.

costicartilage (*kos-te-kar'-tĭl-āj*) [*costa*, a rib; *cartilago*, gristle]. A costal cartilage or unossified sternal rib.

costicervical (*kos-te-ser'-vik-al*) [*costa*, a rib; *cervix*, a neck]. Relating to the neck and ribs.

costicervicalis (*kos-te-ser-vik-a'-lis*) [*costa*, a rib; *cervix*, the neck]. The cervicalis ascendens muscle. See *muscles, table of.*

costiform (*kos'-te-form*). Rib-shaped.

costispinal (*kos-te-spī'-nal*) [*costa*, a rib; *spina*, the spine]. Relating to the ribs and vertebral column. **c. muscles,** levatores costarum. See *muscles, table of.*

costive (*kos'-tiv*) [*constipare*, to be bound]. Constipated; affected with costiveness.

costiveness (*kos'-tiv-ness*) [*costive*]. An abnormality of digestion characterized by retention and hardness of the feces; constipation.

costo- (*kos-to-*) [*costa*]. A prefix denoting connection with the ribs.

costoabdominal (*kos-to-ab-dom'-in-al*). Relating to the ribs and the abdomen.

costocentral (*kos-to-sen'-tral*). Pertaining to a rib and the body (or centrum) of a vertebra with which it articulates.

costochondral (*kos-to-kon'-dral*). Pertaining to the ribs and their cartilages

costoclavicular (*kos-to-klav-ik'-ū-lar*). Pertaining to the ribs and the clavicle.

costocolic (*kos-to-kol'-ik.*) Relating to the ribs and the colon.

costocoracoid (*kos-to-kor'-ak-oid*). Pertaining to the ribs and the coracoid process.

costohumeral (*kos-to-hū'-mur-al*). Connected with the ribs and humerus.

costoinferior (*kos-to-in-fe'-re-or*). Relating to the lower ribs; applied to a form of respiration in which the lower ribs move more than the upper.

costopubic (*kos-to-pū-bik*). Relating to the ribs and the pubis.

costopulmonary (*kos-to-pul'-mon-a-re*). Relating to the ribs and the lungs.

costoscapular (*kos-to-skap'-ū-lar*). 1. Relating to the ribs and the scapula. 2. The serratus magnus muscle.

costosternal (*kos-to-stur'-nal*). Pertaining to the ribs and the sternum.

costosuperior (*kos-to-sū-pe'-re-or*). Relating to the upper ribs.

costotome (*kos'-to-tōm*) [*costo-*; τέμνειν, to cut]. A strong knife or heavy shears with the under blade in the shape of a hook, for cutting the costal cartilages in dissection, etc.

costotomy (*kos-tot'-o-me*) [*costa*; τομή, section]. Resection or division of a rib.

costotrachelian (*kos-to-tra-ke'-le-ăn*). Relating to the ribs and to the transverse processes of the cervical vertebræ.

costotransverse (*kos-to-trans'-vers*). 1. Pertaining to the ribs and transverse vertebral processes. 2. The scalenus lateralis. See under *muscle.*

costotransversectomy (*kos-to-trans-vers-ek'-to-me*) [*costotransverse*; ἐκτομή, a cutting out]. Excision of part of a rib and a transverse vertebral process.

costovertebral (*kos-to-ver-te'-bral*). Pertaining to the ribs and vertebræ.

costoxiphoid (*kos-to-zif'-oid*) Relating to the ribs and to the ensiform cartilage.

cot (*kot*) [AS., *cote*]. 1. A small bed. 2. The finger of a glove. See *finger-cot.* **c., fever-, c., Kibbee's,** a bed devised especially for applying cold-water treatment to fever patients.

Cotard's syndrome. (*kot-ar'*) [Jules *Cotard*, French physician, 1840–1887]. A form of paranoia characterized by delusions of negation, with sensory disturbances and a tendency to suicide. Syn., *Délire chronique des négations.*

cotargit (*ko-tar'-jit*). Trade name of a substance composed of cotarnin hydrochloride and ferric chloride, it is used as a hemostatic.

cotarnine (*ko-tar'-nin*) [an anagram of narcotine], $C_{12}H_{15}NO_4$. An oxidation-product of narcotine. **c. hydrochloride,** $C_{12}H_{15}NO_4.HCl\ H_2O$, small yellow crystals, soluble in water and alcohol. It is an internal hemostatic. Dose ½–2 gr. (0.03–0.13 Gm.). Syn., *stypticin.*

Cote. An abbreviation for *cathodal opening tetanus.*

coto (*ko'-to*) [Sp. "a cubit"]. Coto bark. The bark of a tree native to Bolivia. It contains a bitter principle, *cotoin*, $C_{22}H_{18}O_6$, irritant to the skin and mucous membranes. It is recommended for diarrhea and zymotic fevers, and for the night-sweats of pulmonary tuberculosis. Dose of the *powder* 1–15 gr. (0.065–1.0 Gm.); of the *fluidextract* 5–15 min. (0.32–1.0 Cc.); of the *tincture* (1:10) 10–30 min. (0.65–2.0 Cc.).

cotoin (*ko'-to-in*) [*coto*], $C_{22}H_{18}O_6$. An astringent principle from *coto* (*q. v.*). It is employed in dysentery and cholera. Dose ½–5 gr. (0.03–0.3 Gm.). *Paracotoin* is one-half as strong as cotoin.

cottage-hospital (*kot'-ij-hos'-pit-al*). A small establishment for the purpose of providing for the sick in a small and isolated community.

Cotting's operation (*kot'-ing*) [Benjamin Eddy *Cotting*, American surgeon, 1812–1898]. For *ingrowing toe-nail;* all the overlying tissues, together with the sides of the toe, are sliced off freely. The contraction in healing produces a cure.

cottolene (*kot'-o-lēn*). A mixture of cottonseed oil and lard, used as a food product.

cotton (*kot'-n*) [Ar., *qūtun*, cotton]. Gossypium, a white, fibrous seed-hair that envelops the seeds of the cotton-plant. **c., absorbent,** cotton so prepared that it readily absorbs water. See also *gossypium,* **c., gun-.** See *pyroxylin.* **c.-oil.** See *c.-seed oil.* **c.-root, c.-root bark.** See under *gossypium.* **c.-seed oil,** an oil obtained by pressure from the hulled seeds of several species of *gossypium* (*q. v.*). **c., styptic,** cotton saturated with a styptic substance. **c. wool,** absorbent cotton.

cottonoid (*kot'n'-oid*). Trade name of absorbent cotton prepared for surgical use.

cottosuet (*kot-o-sū'-et*). A mixture of cottonseed oil and lard, used as a food product.

Cotugno's canal (*ko-toon'-yo*) [Domenico *Cotugno*, Italian anatomist, 1736–1822]. The aqueductus vestibuli. Syn., *canalis cotunnii.* **C.'s disease,** sciatica. Syn., *malum cotunnii.* **C.'s liquor,** the perilymph of the osseous labyrinth of the ear. Syn., *liquor cotunnii.* **C.'s nerve**

the naso-palatine nerve. **C.'s space,** the saccus endolymphaticus of the internal ear.

Cotunnius (*ko-tun'-ne-us*). See *Cotugno.*

cotyle (*kot'-i-le*) [κοτύλη, a socket, cup]. The acetabulum.

cotyledon (*kot-il-e'-don*) [κοτυληδών, a socket]. 1 Any one of the enlarged, vascular villi of the chorion which project into depressions of the decidua vera. 2. Any one of the numerous rounded portions into which the uterine surface of the placenta is divided. 3. A genus of plants of the order *Crassulaceæ. C. umbilicus,* navelwort of Europe, has been highly recommended in epilepsy, but its medicinal properties are feeble.

cotyloid (*kot'-il-oid*) [κοτύλη, a cup; εἶδος, form]. Cup-shaped. **c. cavity, c. fossa,** the acetabulum. **c. ligament,** a ligament surrounding the acetabulum. **c. notch,** a notch in the anterior and lower border of the acetabulum.

cotylopubic (*kot-il-o-pū'-bik*) Relating to the acetabulum and the os pubis.

cotylosacral (*kot-il-o-sa'-kral*). Relating to the acetabulum and the sacrum.

couch-grass (*kowtch'-gras*). See *triticum.*

couching (*kowtch'-ing*) [Fr., *coucher,* to depress]. The operation, now fallen into disuse, of depressing a cataractous lens into the vitreous chamber, where it was left to be absorbed.

cough (*kof,* or *kawf*). A sudden, violent expulsion of air after deep inspiration and closure of the glottis. **c., chin,** whooping-cough. **c., dry,** that unattended by expectoration. **c., ear-,** cough excited reflexly from some morbid condition of the ear. **c., moist,** cough with free expectoration. **c., Morton's.** See under *Morton.* **c. plates** are coated with boiled potato, glycerin, ogar, and blood mixture, on which a pertussis patient coughs. **c., pleuritic,** the dry, short, frequent cough of pleurisy, pneumonia, and phthisis, which accompanies the pain and friction-sounds of pleurisy and disappears with effusion or when bronchitis supervenes. **c., reflex,** cough produced by irritation of a remote organ. **c., stomach-.** See *c., reflex.* **c., Sydenham's.** See under *Sydenham.* **c., uterine,** a reflex cough occurring in sufferers from genital diseases due to irritation of the uterovaginal fibers of the hypogastric plexus supplying the fornix vaginæ and cervix uteri and the nerves and ganglia supplying the fundus uteri and ovaries. **c., winter-,** a short troublesome cough of old people due to chronic bronchitis, and recurring every winter.

coulomb (*koo-lom'*) [Charles Augustin de *Coulomb,* French physicist, 1736–1806]. The unit of measurement of electrical quantity; the quantity of electricity that passes during one second through a conductor having a resistance of one ohm, with one volt of electromotive force.

Coulomb's law (*koo-lom'*) [see *coulomb*]. The force exerted between electrically charged bodies, placed at a distance, is directly proportional to the products of the amounts of charge and inversely proportional to the square of the distance between them.

coumarin (*koo'-mar-in*), $C_9H_6O_2$. A vegetable proximate principle found in *Dipteryx odorata,* Tonka bean, and in *Melilotus officinalis.* It conceals the odor of iodoform.

counteraction (*kown-ter-ak'-shun*). The action of a drug or agent opposed to that of some other drug or agent.

counterdies. See *dies.*

counterextension (*kown-ter-eks-ten'-shun*). See under *extension.*

counterfissure (*kown-ter-fish'-ur*). See *contrafissura.*

counterindication (*kown-ter-in-dik-a'-shun*). See *contraindication.*

counterirritant (*kown-ter-ir'-il-ant*). An agent which produces counterirritation; a drug which attracts blood to the surface.

counterirritation (*kown-ter-ir-it-a'-shun*) [*contra* against; *irritare,* to irritate]. Superficial inflammation produced artificially, in order to exercise a good effect upon some adjacent or deepseated morbid process.

counteropening (*kown'-ter-o-pen-ing*) [*contra; opening*]. An incision made in an abscess or cavity, opposite to another, generally for purposes of drainage.

counterpoison (*kown'-ter-poi-zn*) [*contra; poison*]. A poison given as an antidote to another poison.

counterpressure (*kown'-ter-presh-ur*). Pressure opposed to pressure.

counterpuncture (*kown'-ter-punk-chur*). See *counteropening.*

counterstain (*kown'-ter-stān*). 1. A stain used to bring into contrast parts of tissues colored by another stain. 2. To apply a counterstain.

counterstroke (*kown'-ter-strōk*). See *contrecoup.*

Countess's powder. Synonym of *cinchona bark.*

coup de fouet (*koo-der-foo-a'*) [Fr. stroke of a whip]. Lawn-tennis leg; rupture of the plantaris muscle.

coup de soleil (*koo-der-so-lay'*) [Fr.]. Sunstroke. See *Heat-stroke.*

couphonia. Percussion with auscultation; auscultatory percussion.

coupler (*kup'-ler*) [*copulare,* to bind]. 1. Used for fastening wire to a tooth to correct dental irregularities. 2. A device for connecting parts of an electric apparatus.

courbometer (*koor-bom'-et-er*) [Fr., *courbe,* a curve; μέτρον, a measure]. A device of Chatelain to show the curve of the alternating current.

courses (*kors'-ez*). See *menses.*

court-plaster (*kort'-plas-ter*). See *plaster.*

Courvoisier's law (*koor-vwah-ze-a'*) [Ludwig G. *Courvoisier,* French surgeon, 1843–1918]. 1. Tumors of the head of the pancreas almost invariably cause dilatation of the gall-bladder. 2. In the majority of instances of obstruction of the common bile-duct by gall-stone the gall-bladder is contracted; in obstruction from other causes the gall-bladder is dilated.

coussin (*koo'-sin*). A glucoside, the active principle of cusso.

cousso (*koo'-so*). See *cusso.*

Couton's disease (*koo-ton'*). Tuberculous spondylitis.

Coutoubea (*koo-too'-be-ah*) [S. American name]. A genus of plants, order of *Gentianeæ. C. spicata,* (Brazil) is emmenagogue and anthelmintic.

couveuse (*koo-vuz'*) [Fr.]. See *incubator.*

cover-glass. In microscopy, the thin slip of glass covering the object mounted on the slide.

covo (*ko'-vo*). A lard, and vegetable cooking oil made chiefly from corn oil.

cowage, cowhage, cowitch (*kow'-aj, -itch*) [Hind., *kawānch,* cowage]. The external hairs of the pod of *Mucuna pruriens,* formerly used in medicine as a mechanical vermifuge. See also *Mucuna.*

Cowie's guaiac test for blood in the feces. To 1 Gm. of moist feces add 4 to 5 Cc. of glacial acetic acid. Extract the mixture with 30 Cc. of ether. Take 1 to 2 Cc. of the extract and add an equal

volume of water; agitate; then add a few granules of powdered guaiac resin and allow it to dissolve. When dissolved gradually add 30 drops of old turpentine or hydrogen peroxide. The presence of blood is indicated by the appearance of a blue color.

Cowling's rule (*kow'-ling*). A rule for dosage. The age of the child at the next birthday is the numerator and 24 the denominator. According to this, the dose of a child approaching four years of age would be $\frac{4}{24} = \frac{1}{6}$ of the dose for an adult.

cowl-muscle (*kowl*). The trapezius.

Cowper's cyst (*kow'-per*) [William *Cowper*, English surgeon, 1666–1709]. A retention cyst of Cowper's gland. **C.'s glands**, the bulbourethral glands; two compound tubular glands situated between the two layers of the triangular ligament, anteriorly to the prostate gland; they correspond to Bartholin's glands in the female. **C.'s ligament**, the portion of the fascia lata that is attached to the crest of the pubis.

Cowperian cyst. A retention cyst formed in Cowper's gland.

cowperitis (*kow-per-i'-tis*). Inflammation of the glands of Cowper, usually gonorrheal in origin.

cowpox, cowpock (*kow'-poks*). A contagious eruptive fever occurring in the cow, and thought to correspond with smallpox in man.

coxa (*koks'-ah*) [L., "the hip"]. The hip-joint or the hip. **C. plana**, a form of osteochondritis of the hip. **c. valga**, a condition, the reverse of coxa vara, in which the angle between the neck and the shaft of the femur is increased above 140 degrees. **c. vara**, a condition in which the neck of the femur is bent downward sufficiently to cause symptoms; this bending may reach such an extent that the neck forms with the shaft a right angle or less, instead of the normal angle of 120 to 140 degrees.

coxagra (*koks-a'-grah*) [*coxa*, the hip; ἄγρα, seizure]. 1. Gout in the hip. 2. Coxalgia, sciatica.

coxal (*koks'-al*) [*coxa*, the hip]. Relating to the coxa

coxalgia (*koks-al'-je-ah*) [*coxa*; ἄλγος, pain]. Literally, pain in the hip-joint, but generally used synonymously with hip-disease.

coxalgic (*koks-al'-jik*) [*coxalgia*]. Relating to coxalgia

coxankylometer (*koks-ang-kil-om'-et-er*) [*coxa*; ἀγκύλος, bent; μέτρον, a measure]. Volkmann's instrument for measuring the deformity in hip-disease.

coxarthritis (*koks-ar-thri'-tis*). The same as *coxitis*.

coxarthrocace (*koks-arth-rok'-as-e*) [*coxa*; ἄρθρον, joint; κακός, bad]. A fungoid inflammation of the hip-joint.

coxarum morbus. Hip-joint disease.

Coxe's hive mixture. A mixture of squill and senna, of each, 120; tartar emetic, 3; sugar, 1200; calcium phosphate, 9; dilute alcohol and water, to 2000.

coxitis (*koks-i'-tis*) [*coxa*; ῖτις, inflammation]. Inflammation of the hip joint. **c. cotyloidea**, that confined principally to the acetabulum. **c., senile**, a rheumatoid disease of the hip-joint occurring in old people, marked by pain, stiffness, and wasting, without any tendency to suppuration.

coxodynia (*koks-o-din'-e-ah*) [*coxa*, hip; ὀδύνη, pain]. Same as *coxalgia*.

coxofemoral (*koks-o-fem'-or-al*) [*coxa*; *femur*, the thigh bone]. Relating to the hip and the femur, as the *coxofemoral* joint—the hip-joint.

coxopathy (*koks-op'-ath-e*) [*coxa*; πάθος, disease] Any affection of the hip-joint.

coxotuberculosis (*koks-o-tū-ber-kū-lo'-sis*) [*coxa*, the hip; *tuberculum*, a tubercle]. Tuberculous disease of the hip-joint.

c.p. Abbreviation for *chemically pure*.

Cr. Chemical symbol of *chromium*.

crab-louse (*krab'-lows*). See *Pediculus pubis*.

crabs'-eyes (*krabs'-īz*). 1. Flat, calcareous concretions (*Lapides cancrorum*) derived from the stomach of the crab; they have been used as a means of removing foreign bodies from the eye. 2. A name for the seeds of *Abrus precatorius*.

crab-yaws (*krab'-yors*). See *frambesia*.

crachotement (*kra-shot-mon(g)'*) [Fr.]. A peculiar reflex following operations upon the utero-ovarian organs, marked by a desire to spit, without the ability to do so. It is usually accompanied by a tendency to syncope.

cracked-pot sound. A peculiar sound elicited by percussion over a pulmonary cavity communicating with a bronchus.

cradle (*kra'-dl*) [AS., *cradol*]. In surgery, a wire or wicker frame so arranged as to keep the weight of the bed-clothing from an injured part of the body. It is employed in the treatment of fractures, wounds, etc. **c. cap**, a name given to the scabs composed of dirt and sebum, that form on the scalps of neglected infants and children. **c., ice-**, the suspension over a febrile patient, by means of iron frames, of a number of zinc buckets, kept half-filled with ice, and inclosed in a light covering. **c.-pessary**, a cradle-shaped pessary for treating retrodisplacements of the uterus.

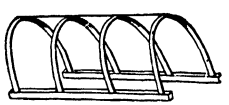

CRADLE FOR SUPPORTING BEDCLOTHES.—*From Fullerton.*

craft-palsy. An occupational neurosis.

cram (*kram*). To store the memory with information for the mere purpose of passing an examination. **c.-stunt**, arrest in mental development due to overstudy.

cramp (*kramp*) [Teut., *kramp*]. A spasmodic tonic contraction of a muscle attended with sharp pain. **c., intermittent**, tetany. **c., professional**, spasm of certain groups of muscles, from their continuous use in different occupations, as *writer's, hammerman's, piano-player's, dancer's cramp*, etc. **c.s, tonic** (of fingers and toes in children), tetany.

Crampton's muscle [Sir Philip *Crampton*, Irish surgeon, 1777–1858]. A bundle of striated muscular fibers extending from the annular ligament to the sclera in the eye of birds.

crane's bill root. See *geranium*.

cranial (*kra'-ne-al*) [*cranium*]. 1. Relating to the cranium. 2. Relating to position nearer the head end of the long axis of the body. **c. bosses**, flat, bony elevations of the frontal and parietal bones sometimes seen at the angles of the anterior fontanel. They are said to be a proof of hereditary syphilis. **c.-capacity, modes of measuring.** See under *skull*. **c. nerves.** See *nerve*.

cranialis (*kra-ne-a'-lis*) [L.]. Cranial.

raniamphitomy (*kra-ne-am-fit'-o-me*) [*cranio-*; ἀμφι, around; τομή, a cutting]. Incision through the entire circumference of the skull; a method of decompression operation.

raniectomy (*kra-ne-ek'-to-me*) [*cranium*; ἐκτομή, a cutting out]. The surgical removal of strips or pieces of the cranial bones. It is performed in cases of microcephaly.

raniencephalometer (*kra-ne-en-sef-al-om'-et-er*) [*cranium*; ἐγκέφαλος, the brain; μέτρον, a measure]. An instrument for determining the position of the gyri of the brain from the outer surface of the head.

ranio- (*kra-ne-o-*) [*cranium*]. A prefix meaning relating to the cranium.

ranioabdominal (*kra-ne-o-ab-dom'-in-al*). Relating to the cranium and the abdomen; applied to temperaments showing a predominance of cerebral and abdominal influences.

cranioacromial (*kra-ne-o-ak-ro'-me-al*). Relating to the cranium and the acromion.

cranioaural (*kra-ne-o-aw'-ral*). Relating to the cranium and the ear.

craniocele (*kra'-ne-o-sēl*) [cranio-; κηλή, a tumor]. Encephalocele, *q. v.*

craniocerebral (*kra-ne-o-ser'-e-bral*). Relating to the cranium and the cerebrum.

craniocervical (*kra-ne-o-ser'-vik-al*). Relating to the cranium and the neck.

cranioclasis (*kra-ne-ok'-las-is*) [*cranio-*; κλάσις, a breaking]. See *cranioclasm.*

cranioclasm (*kra'-ne-o-klasm*) [*cranio-*; κλάειν, to break]. The operation of breaking the fetal head by means of the cranioclast.

cranioclast (*kra'-ne-o-klast*) [see *cranioclasm*]. A heavy forceps for crushing the fetal head.

cranioclasty (*kra'-ne-o-klas'-te*). See *cranioclasm.*

craniocleidodysostosis (*kra-ne-o-kli-do-dis-os-to'-sis*) [cranio-, χλεῖς, clavicle; δύς, difficult; *ostosis*]. Congenital defect of the clavicle associated with imperfect ossification of the bones of the cranium.

craniodiaclast (*kra-ne-o-di'-ak-last*) [*cranio-*; διακλαν, to break into pieces]. An instrument for breaking the skull in craniotomy.

craniodidymus (*kra-ne-o-did'-im-us*) [*cranio-*; δίδυμος, double]. Same as *cephalopagus.*

craniofacial (*kra-ne-o-fa'-shal*) [*cranio-*; *facies*, face]. Relating to the cranium and the face.

craniognomy (*kra-ne-og'-no-me*). See *cephalology.*

craniograph (*kra'-ne-o-graf*) [*cranio-*; γράφειν, to record]. An instrument for recording the outlines of the skull.

craniography (*kra-ne-og'-ra-fe*) [*cranio-*; γράφειν, to write]. That part of descriptive craniology the object of which is to describe the parts or regions of the skull or bones of the face.

craniohematoncus (*kra-ne-o-hem-at-ong'-kus*) [*cranio-*; αἷμα, blood; ὄγκος, a tumor]. Synonym of *cephalhematoma.*

craniology (*kra-ne-ol'-o-je*) [*cranio-*; λόγος, science]. A branch of anatomy comprising the study of skulls.

craniomalacia (*kra-ne-o-mal-a'-se-ah*) See *craniotabes.*

craniomandibular (*kra-ne-o-man-dib'-u-lar*) [*cranio-*; *mandibula*, the mandible]. Relating to the skull and the lower jaw.

craniometer (*kra-ne-om'-et-er*) [*cranio-*; μέτρον, a measure]. An instrument for measuring the dimensions of the skull.

craniometric, craniometrical (*kra-ne-o-met'-rik, -al*) [see *craniometer*]. Pertaining to craniometry. **c. point,** any one of the points of measurement used in craniometry. The craniometric points are the following: ACANTHION, a point in the median line of the skull at the base of the nasal spine. ALVEOLAR POINT, the point between the two middle incisors of the upper jaw. ANTINION, that point on the glabellum, and in the median line, that is farthest from the inion. ASTERION, the point behind the ear where the parietal, temporal, and occipital bones meet. AURICULAR POINT, the center of the orifice of the external auditory meatus. BASION, the middle point of the anterior margin of the foramen magnum. BREGMA, the point where the coronal and sagittal sutures meet. DACRYON, or DAKRYON, the point beside the root of the nose where the frontal, lacrimal, and superior maxillary bones meet. ENTOMION, the point where the parietal notch of the temporal bone receives the anterior extension of the mastoid angle of the parietal bone. GLABELLA, or GLABELLUM, the point in the median line between the supercilliary arches, marked by a swelling, sometimes by a depression. GNATHION. Same as *mental point.* GONION, the point at the angle of the lower jaw. HORMION, the anterior point of the basilar portion of the united sphenooccipital bone, where it is crossed by the median line. INION, the external occipital protuberance. JUGAL POINT, the point situated at the angle that the posterior border of the frontal process of the malar bone makes with the superior border of its zygomatic process. KORONION, the apex of the coronoid process of the inferior maxilla. LAMBDA, the point of meeting of the sagittal and the lambdoid sutures MALAR POINT, a point situated on the tubercle on the external surface of the malar bone or at the intersection of a line drawn from the external extremity of the frontomalar suture to the tubercle at the inferior angle of the malar bone and a line drawn nearly horizontally from the inferior border of the orbit over the malar bone to the superior border of the zygomatic arch. MAXIMUM OCCIPITAL POINT, or OCCIPITAL POINT, the posterior extremity of the anteroposterior diameter of the skull, measured from the glabella in front to the most distant point behind. MENTAL POINT, the middle point of the anterior lip of the lower border of the lower jaw. METOPION, or METOPIC POINT, a point in the middle line between the two frontal eminences. NASION, or NASAL POINT, the middle of the frontal suture at the root of the nose. OBELION, the part of the sagittal suture between the two parietal foramina. OCCIPITAL POINT. See *maximum occipital point* in this table. OPHRYON, the middle of the supraorbital line, which, drawn across the narrowest part of the forehead, separates the face from the cranium. OPISTHION, the middle point of the posterior border of the foramen magnum. PROSTHION, the alveolar point. PTERION, the point where the frontal, parietal, temporal, and sphenoid bones come together. RHINION, the upper median point of the anterior nasal opening. SPINAL POINT. Same as *subnasal point.* STEPHANION, INFERIOR, the point where the ridge for the temporal muscle intersects the coronal suture. STEPHANION, SUPERIOR, the point where the coronal suture crosses the temporal ridge. SUBNASAL POINT, the middle of the inferior border of the anterior nares at the base of the nasal spine. SUPRAAURICULAR POINT, the point vertically over the auricular point at the root of the zygomatic process. SUPRANASAL POINT, SUPRAORBITAL

POINT. Same as *ophryon*. SYMPHYSION, the median point of the outer border of the alveolus of the lower jaw. VERTEX, the superior point of the skull. In obstetrics, that conical portion of the skull the apex of which is at the posterior fontanel and the base of which is formed by the biparietal and trachelobregmatic diameters.

craniometry (*kra-ne-om'-et-re*) [see *craniometer*]. The ascertainment of the proportions and measurements of skulls.

craniopagus (*kra-ne-op'-ag-us*). See *cephalopagus*.

craniopathy (*kra-ne-op'-ath-e*). See *cephalopathy*.

craniopharyngeal (*kra-ne-o-far-in'-je-al*). Relating to the cranium and the pharynx.

craniophore (*kra'-ne-o-for*) [*cranio-*; φέρειν, to bear]. A device for holding the skull during craniometric study.

cranioplasty (*kra'-ne-o-plas-te*) [*cranio-*; πλαστός, formed]. The surgical restoration or correction of cranial deficiencies.

craniorrhachischisis (*kra-ne-or-rak-is'-kis-is*) [*cranio-*; ῥάχις, spine; σχίσις, a cleaving]. Congenital fissure of the skull and spine.

cranioschisis (*kra-ne-os'-kis-is*) [*cranio-*; σχίσις, a cleaving]. Congenital fissure of the skull.

craniosclerosis (*kra-ne-o-skle-ro'-sis*) [*cranio-*; σκληρός, hard]. A condition the antithesis of that seen in craniotabes. A thickening of the cranial bones, usually due to rhachitis.

cranioscopy (*kran-e-os'-ko-pe*). See *phrenology*.

craniospinal (*kra-ne-o-spi'-nal*) [*cranio-*; *spina*, spine]. Pertaining to the cranium and spinal column.

craniostegnosis (*kra-ne-o-steg-no'-sis*) [*cranio-*; στέγνωσις, contraction]. Contraction of the skull.

craniostenosis (*kra-ne-o-sten-o'-sis*). See *craniostegnosis*.

craniostosis (*kran-e-os-to'-sis*) [*cranio-*; ὀστέον, a bone]. Congenital ossification of the cranial sutures.

craniotabes (*kra-ne-o-ta'-bēz*) [*cranio-*; *tabes*, a wasting]. An atrophy of the cranial bones occurring in infancy, with the formation of small, shallow, conical pits in the bone-substance. Craniotabes results from rhachitis, syphilis, or marasmus.

craniotabetic (*kra-ne-o-tab-et'-ik*) [*cranio-*; *tabere*, to waste away]. Pertaining or belonging to *craniotabes*, *q. v.*

craniothoracic (*kra-ne-o-thor-as'-ik*). Relating to the skull and the thorax; applied to temperaments showing a predominance of cerebral and thoracic influences.

craniotome (*kra'-ne-o-tōm*) [*cranio-*; τέμνειν, to cut]. An instrument used in craniotomy.

craniotomy (*kra-ne-ot'-o-me*) [*cranio-*; τομή, a cutting]. 1. The operation of reducing the size of the fetal head by cutting or breaking it up, when delivery is otherwise impossible. 2. The excision of a part of the skull. **c., linear.** See *craniectomy*.

craniotonoscopy (*kra-ne-o-ton-os'-ko-pe*) [*cranio-*; τόνος, tone; σκοπεῖν, to examine]. An auscultatory method devised by Gabritschewsky for the localization of changes in the bones of the skull (thinning or thickening) by means of the variations in sound transmitted through the bones and a special resonator (**pneumatoscope**) placed in the mouth.

craniotractor (*kra-ne-o-trak'-tor*) [*cranio-*; *tractor*, a drawer]. A cranioclast designed to be used also, or mainly, as a tractor.

craniotripsotome (*kra-ne-o-trip'-so-tōm*) [*cranio-*; τρίψις, a rubbing; τομή, a section]. v. Cassagny's instrument for performing cranioclasty.

craniotrypesis (*kra-ne-o-trip-e'-sis*) [*cranio-*; τρύπησις, a boring]. Trephining.

craniotympanic (*kra-ne-o-tim-pan'-ik*) [*cranio-*; *tympanum*]. Pertaining to the skull and the tympanum.

craniovertebral (*kra-ne-o-ver'-te-bral*). Same as *cerebrospinal*.

craniovisceral (*kra-ne-o-vis'-ur-al*). Relating to the cranium and the viscera.

cranitis (*kra-ni'-tis*). Inflammation of one or more of the cranial bones.

cranium (*kra'-ne-um*) [κρανίον, the skull]. The skull. The cavity that contains the brain, its membranes, and vessels. **c. cerebrale**, the cerebral cranium or calvaria. **c. viscerale**, the visceral cranium, or bones of the face.

crank (*krank*) [Ger., sick]. A popular term for an eccentric individual or a hobby-rider. See *paranoiac*.

cranter (*kran'-ter*) [κραντήρ, κραίνειν, to finish, render perfect: *pl.*, *cranteres*]. A wisdom-tooth. The dentes sapientiæ are sometimes so called because their presence is necessary to a perfect denture.

crapaudine (*krap'-aw-dēn*) [Fr., *crapaud*, a toad]. In veterinary surgery, an ulcer on the coronet of a horse's hoof.

crapulent, crapulous (*krap'-u-lent, -lus*) [*crapula*, drunkenness; surfeit]. Marked by excess in eating and drinking.

craquement (*krahk'-mon(g)*) [Fr.]. Any crackling sound heard in auscultation.

craseology, crasiology (*kras-e-ol'-o-je*) [κρᾶσις, mixture; λόγος, science]. The science of temperaments.

crasis (*kra'-sis*) [κρᾶσις, mixture]. Temperament, constitution. **c., verminous**, an old term used to designate a peculiar dyscrasia of the system due to the presence of worms.

crassamen (*kras'-am-en*). See *crassamentum*. **c. sanguinis.** *See buffy coat.*

crassamentum (*kras-am-en'-tum*) [L., "thickness"]. A clot, as of blood.

Cratægus (*kra-te'-gus*) [κράταιγος, the hawthorn]. A genus of rosaceous shrubs. *C. oxyacantha*, a European shrub, contains a crystallizable principle, *crategin*, in the bark. A strong tincture in doses of 3 drops is used in heart disease.

crateriform (*kra-ter'-if-orm*) [*crater*, a bowl; *forma*, shape]. Goblet-shaped or deep-saucer-shaped. Excavated like a crater.

cratomania (*krat-o-ma'-ne-ah*) [κράτος, power; μανία, madness]. A delirium of exaltation in which the patient conceives himself to possess vast power.

craurosis. See *kraurosis*

cravat (*kra-vat'*) [Fr., *cravate*]. A bandage of triangular shape, used as a temporary dressing for a wound or fracture. The middle is applied to the injured part, and the ends are brought around and tied.

craw-craw (*kraw'-kraw*). A variety of filariasis: see *filaria sanguinis hominis*.

crealbin (*kre-al'-bin*). An internal antiseptic said to consist of creolin and albumin. Syn., *creolalbin*.

cream (*krēm*) [*cremor*, thick juice or broth]. The rich fat part of milk. **c. of tartar**, potassium bitartrate, $KHC_4H_4O_6$; it is diuretic and aperient.

creamometer (*krēm-om'-et-er*) [*cremor*, cream; μέτρον, a measure]. An instrument for estimating the amount of cream in milk.

crease (*krēs*) [Celtic]. A line made by folding. **c., gluteofemoral, c., iliofemoral**, the crease that bounds the buttock below, corresponding nearly

to the lower edge of the gluteus maximus muscle. It is of supposed significance in the diagnosis of hip-disease.

creasol (*kre'-as-ol*) [*κρέας*, flesh; *oleum*, oil], see *creosol.*

creasote (*kre'-a-sōt*). See *creosote.*

creatine (*kre'-at-ēn*) [*κρέας*, flesh], $C_4H_9N_3O_2$. A neutral organic substance that occurs in the animal organism, especially in the juice of muscles. **c., dehydrated,** creatinine.

creatinase (*kre-at'-in-ās*). An enzyme which converts creatine into creatinine.

creatinemia (*kre-at-in-e'-me-ah*) [*creatin; αἷμα*, blood]. An excess of creatine in the blood.

creatinine (*kre-at'-in-en*) [*creatine*], $C_4H_7N_3O$. An alkaline substance, a normal constituent of urine. It crystallizes in rhombic prisms and is a strong base. It is much more soluble than creatine. **c., reaction for.** See *Jaffé, Kerner, v. Maschke, Weyl*

creatorrhea creatorrhœa, (*kre-at-or-re'-ah*) [*κρέας*, flesh; *ῥοία*, a flow]. Azotorrhea; the excretion of muscle fibers in the feces.

creatoxism (*kre-at-oks'ism*). See *kretoxism*

crebruria (*kreb-ru'-re-ah*) [*creber*, close together; *οὖρον*, urine]. Frequent micturition.

creche (*krāsh*) [Fr., a crib]. A day nursery or infant shelter.

credargan (*kre-dar'-gan*). A proprietary preparation of colloidal silver.

Credé's method (*kred-a'*) [Karl Siegmund Franz *Credé*, German gynecologist, 1819–1892]. 1. A prophylactic measure against ophthalmia neonatorum by the instillation, into the eyes of newborn children, of a few drops of a 1 or 2 % solution of silver nitrate. 2. A method of expelling the placenta by grasping the uterus firmly through the abdominal walls, kneading it to excite contraction, and then pressing downward toward the sacrum. See *Dublin method.*

Credé's ointment (*kred-a'*) [Benno C *Credé*, German surgeon, 1847–]. A soluble silver ointment made from colloidal silver, applied by inunctions in septicemia and pyemia Dose ½–1 dr. (2–4 Gm.), repeated every 1. hours until abatement of symptoms.

creek dots. Small shining dots, of unknown nature and often hereditary, occurring at times in the retina anterior to the retinal vessels.

creeping eruption (*krēp'-ing e-rup'-shun*). A skin disease characterized by a red linear eruption which extends at one end while fading at the other end.

creeping sickness (*krēp'-ing sik'-nes*). The gangrenous form of ergotism.

cremaster (*kre-mas'-ter*) [*κρεμᾶν*, to support]. The muscle that draws up the testis. See under *muscle.*

cremasteric (*kre-mas-ter'-ik*). Pertaining to the cremaster muscle. **c. reflex.** See under *reflex.*

cremation (*kre-ma'-shun*) [*cremare*, to burn]. The destruction of the dead body by burning, as distinguished from interment.

crematory (*kre'-mat-or-e*) [*cremare*, to burn]. An establishment for burning the bodies of the dead, or for consuming garbage and other refuse matter.

cremnophobia (*krem-no-fo'-be-ah*) [*κρημνός*, a crag; *φόβος*, fear]. Morbid fear of precipices.

cremo-bismuth (*kre'-mo-bis-muth*). Trade name of a mixture containing bismuth subcarbonate suspended in water.

cremometer (*kre-mom'-et-er*) [*cream; μέτρον*, a measure]. A graduated tube for determining the percentage of cream in milk.

cremor (*kre'-mor*) [L., "broth"]. Cream. Any thick substance formed on the surface of a liquid. **c. tartari,** cream of tartar.

cremule (*krem'-ūl*). A troche of medicated chocolate cream.

crena (*kre'-nah*) [L.]. A notch, especially such a notch as is seen on the sutural margins of the cranial bones. **c. ani,** the anal cleft. **c. clunium,** same as *c. ani.*

crenate (*kre'-nāt*), or **crenated** (*kre'-na-ted*) [*crena*, a notch]. Notched or scalloped. In botany, leaves that are serrated. See *crenation.*

crenation (*kre-na'-shun*) [*crena*, a notch]. A notched or mulberry-like appearance of the red corpuscles of the blood. It is seen when they are exposed to the air or strong saline solutions.



CRENATED ERYTHROCYTES

crenotherapy (*kre-no-ther'-ap-e*) [*κρήνη*, a spring; *θεραπεία*, treatment]. Treatment by water from mineral springs.

Crenothrix (*kre'-noth-riks*) [*κρήνη* a spring; *θρίξ*, hair]. A genus of *Schizomycetes* the filaments of which are enveloped in a gelatinous sheath.

crenulate (*kren'-ū-lāt*) [*crena*, a notch]. Finely crenate.

creocamph (*kre'-o-kamf*). A preparation of creosote and camphoric acid, added to mercurial cream, to lessen the pain after injection of the latter.

creoform (*kre'-o-form*). A solid, tasteless antiseptic consisting of guaiacol, creosote, and formaldehyde.

creolalbin (*kre-ol-al'-bin*). See *crealbin.*

creolin (*kre'-o-lin*). A proprietary disinfectant of high germicidal strength combined with low toxicity. distilled and prepared from highly refined coal-tar oils. Used in gynaecology; for internal administration and irrigation of the bowel in cholera, dysentery and intestinal infections; and as a wound dressing.

creophen (*kre'-o-fen*). A coal tar product used as a disinfectant and deodorant.

creosal (*kre'-o-sal*). A dark-brown, hygroscopic powder, with odor and taste of creosote, obtained by heating beechwood creosote with tannic acid and phosphorous oxychloride. It is antiseptic and astringent, and is used in bronchial inflammations. Dose 15–135 gr. (1–9 Gm.) daily. Syn., *tannosal.*

creosin (*kre'-o-sin*). A compound of creosote, iodine, calcium hypophosphite, and balsam of Peru; it is used like creosote.

creosoform (*kre-o'-so-form*). A combination of creosote and formaldehyde, occurring as a greenish powder.

creosol (*kre'-o-sol*) [κρέας, flesh; *oleum*, ὄil], $C_8H_{10}O_2$. One of the principal phenols contained in creosote. It is formed from guaiacum-resin, and is found in beechwood tar. It is a colorless, oily liquid of an agreeable odor and a burning taste, boiling at 220° C. It is very similar to guaiacol.

creosolid (*kre-o-sol'-id*). See *creosote-magnesia*.

creosomagnesol (*kre-o-so-mag'-ne-sol*). A dry mixture of potassium hydroxide, creosote, and magnesia; antiseptic. Dose 2 gr. (0.13 Gm.) in pill with honey.

creosotal (*kre-o-so'-tal*). See *creosote carbonate*.

creosote, creosotum (*kre'-o-sōt, kre-o-so'-tum*) [κρέας, flesh; σώζειν, to preserve]. The product of the distillation of wood-tar, preferably that from the beech, *Fagus sylvatica*, consisting of a mixture of phenol-compounds. It is an inflammable oily liquid, differing in this respect from phenol. It does not coagulate albumin or collodion. Most of the commercial creosote consists of phenol or contains a large percentage of it. It is antiseptic, astringent, styptic, anesthetic, and escharotic. It is used extensive y in pulmonary tuberculosis. Dose 1–3 min. (0.06–0.2 Cc.). **c., alpha-**, a preparation containing the constituents of normal creosote mixed in such proportion that it contains 25% of crystalline guaiacol. **c., beechwood**, that obtained from beechwood. **c. benzoate**, an antiseptic used as a spray in diseases of the throat and nose. **c.-calcium chlorhydrophosphate**, a white, syrupy mass used in tuberculosis. Dose 3–8 gr. (0.19–0.52 Gm.) twice daily. **c. carbonate**, guaiacol carbonate with other carbonates containing 90% of beechwood creosote. Maximum daily dose in tuberculosis 80 min. (5 Cc.). It is recommended in treatment of croupous pneumonia. Dose 15 gr. (1 Gm.) every 2 hours. Syn., *creosotal*. **c.-magnesia**, a mixture of creosote and calcined magnesia, free from odor and taste of creosote. It is a nonirritant antiseptic. Dose 8 gr. (0.52 Gm.). Syn., *creosolid; magnesium creosotate*. **c. mixture** (*mistura creosoti*, B. P.), creosote and glacial acetic acid, of each, 16 min. (1 Cc.), dissolved in 15 oz. (55 Cc.) of water to which 1 oz. (30 Cc.) of syrup and ½ dr. (2 Cc.) of spirit of juniper have been added. Dose 1–2 dr. (4–8 Cc.). **c. ointment** (*unguentum creosoti*, B. P.), creosote, 1; simple ointment, 12; for local application. **c. oleate**, a yellowish, oily liquid used in the same manner as creosote. Dose 40–60 min. (2.5–3.8 Cc.) daily. Syn., *creosoteoleic ether; oleocreosote*. **c. phosphate**, $PO_4(C_8H_7)_3$, a syrupy fluid containing 80% of creosote and 20% of phosphoric acid anhydride; it is used as a substitute for creosote. Syn., *tricreosote phosphate*. **c. tannophosphate**, an amber-colored fluid used in tuberculosis. **c. valerate**, a noncaustic fluid which is used in all forms of tuberculosis. Dose 3 min. (0.2 Cc.), increasing to 18–28 min. (1.1–1.7 Cc.) daily, in milk. Syn., *eosot*. **c. vapor** (*vapor creosoti*, B. P.), for inhalation. **c. water** (*aqua creosoti*, U. S. P.), a 1% solution. Dose 1–4 dr. (4–16 Cc.).

creotoxin (*kre-o-tok'-sin*). See *kreotoxin*.

creotoxism (*kre-o-tok'-sism*). See *kreotoxism*.

crepitant (*krep'-it-ant*) [*crepitare*, to crackle]. Possessing the character of crepitation. **c. rale.** See under *rale*.

crepitatio, crepitation, crepitus (*krep-it-a'-she-o, krep-it-a'-shun, krep'-it-us*) [*crepitare*]. 1. The grating of fractured bones. 2. The crackling of the joints. 3. The noise produced by pressure upon tissues containing an abnormal amount of air or gas, as in cellular emphysema. 4. The sound heard at the end of inspiration in the first stage of croupous pneumonia. It closely resembles the sound produced by rubbing the hair between the fingers held close to the ear. **crepitus indux**, a crepitant rale heard in pneumonia at the beginning of hepatization. **crepitus redux**, a crepitant rale heard in pneumonia during the stage of resolution; usually the first manifestation of the recession of the disease. **c., silken**, a sensation such as is produced when two surfaces of silk are rubbed together, felt by the hand when manipulating a joint affected with hydrarthrosis.

crepitus. See *crepitation*.

cresalol (*kres'-al-ol*) [*cresol; salol*]. Cresol salicylate, an intestinal antiseptic.

cresamine (*kres'-am-in*). An antiseptic and germicide mixture of ethylenediamine and tricresol.

cresapol (*kres'-ap-ol*). Trade name of a mixture of cresols in a soap.

cresaprol (*kres'-ap-rol*). See *cresin*.

cresatin (*kres'-at-in*). Trade name of a cresol derivative, said to be antiseptic and analgesic but not toxic.

crescent (*kres'-ent*) [*crescere*, to grow]. 1. Sickle-shaped, or shaped like the new moon. 2. A form of *Plasmodium malariæ;* one of the crescentic, non-flagellate, refractive, pigmented bodies seen in the blood of persons suffering from protracted forms of malarial poisoning; **c.s of Gianuzzi.** See under *Gianuzzi*. **c., gray**, one lateral half of the gray matter of the spinal cord. **c., myopic.** See *myopic crescent*. **c. operation**, for *lacerated perineum*, involving the vaginal entrance only; a crescent shaped denudation is made from the vulvo-vaginal entrance, the angles of which extend into the vulvo-vaginal sulci. **c.-sphere**, Lambertin's term for that phase of development of the malarial parasite when it becomes sausage-shaped or crescent-shaped. It constitutes a sexual phase of the parasite and is destined to be swallowed by *Anopheles* and to carry on the further life-history of the parasite. **c.s of the spinal cord**, the lateral gray bands of the spinal cord as seen in horizontal section.

crescentic (*kres-en'-tik*). 1. Shaped like a new moon. 2. Derived from a member of the genus *Crescentia; e. g.*, crescentic acid.

cresegol (*kres'-e-gol*). Mercury orthonitro-parasulphonate; a reddish-brown powder used as a surgical disinfectant.

cresin (*kre'-sin*). A mixture of cresol, 25%, and sodium cresoxylacetate; a brown, clear fluid, said to be less poisonous than phenol. It is used in 0.5 to 1% solution as a wound antiseptic. Syn., *cresaprol*.

cresochin (*kres'-o-kin*). A proprietary disinfectant solution containing chinolin, tricresol, and chinolintricresol sulphonate.

cresoform (*kres'-o-form*). A mixture of creosote and formaldehyde; used externally as an antiseptic, and internally in tuberculous enteritis. Dose, 10–30 min. (0.65–2.0 Cc.).

cresol (*kre'-sol*) [*κρέας*, flesh; *oleum*, oil], C_7H_8O. Cresylic acid; a body obtained from the distillation of coal-tar. It is a colorless, caustic liquid, with properties similar to those of phenol, but is superior as an antiseptic. Syn., *paramethyl phenol*. **c.-anitol**, a compound of anitol and cresol, used as a bactericide. **c. iodide.** See *losophan*. **c.-naphthol**, a brown, viscous, tar-like liquid, insoluble in water; it is used as a germicide. **c. salicylate, c.-salol.** See *cresalol*. **c., solution of, compound** (*liquor cresolis compositus*, U. S. P.). See under *solution*.

cresolin (*kres'-o-lin*) [*κρέας*, flesh; *oleum*, oil]. A proprietary preparation used as a disinfectant.

cresomagnesol (*kres-o-mag'-nes-ol*). A mixture of caustic potash, creosote, and magnesia.

crest (*krest*) [*crista*, a crest]. A ridge or linear prominence, especially of bone. See *crista*. **c., deltoid,** a ridge on the humerus at the attachment of the deltoid muscle. **c., ethmoid.** 1. A transverse ridge on the inner aspect of the nasal process of the superior maxilla. 2. The turbinated crest. **c., frontal,** a ridge along the middle line of the internal surface of the frontal bone. **c., iliac, c. of ilium,** the thickened and expanded upper border of the ilium. **c., incisor** (of Henle), the forward prolongation of the nasal crest, terminating in the anterior nasal spine; the cartilage of the nasal septum rests upon it. Syn., *crista incisiva*. **c., infratemporal,** one on the outer aspect of the great wing of the sphenoid and separating the part of the bone which partly forms the temporal fossa from that which aids in forming the zygomatic fossa. **c., lacrimal,** a vertical ridge dividing the external surface of the lacrimal bone into two parts. **c., lambdoid.** See *c., occipital*. **c., nasal,** a crest on the internal border of the nasal bone and forming part of the septum of the nose. **c., neural,** a ridge found on either side of the neural tube in the embryo. **c., obturator,** a bony ridge running from the spine of the os pubis to the anterior end of the cotyloid notch. **c., occipital,** a vertical ridge on the external surface of the occipital bone, extending from the occipital protuberance to the foramen magnum. **c., pubic, c. of pubes,** a crest extending from the spine to the inner extremity of the pubes. **c., sacral, c. of sacrum,** a series of eminences forming a longitudinal ridge on the middle line of the posterior surface of the sacrum. **c. sphenoid,** a thin ridge of bone in the median line of the anterior surface of the body of the sphenoid bone. **c., sphenomaxillary,** an arched crest formed in part by the anterior surface of the great wing of the sphenoid and in part by the pterygoid process forming the border of the sphenomaxillary fissure. **c., supramastoid,** a bony ridge above the external auditory meatus. **c. of tibia,** the prominent border or ridge on the front of the tibia; the shin. **c., turbinated,** a prominent horizontal ridge on the internal surface of the palate bone. **c., zygomatic,** the anterior border of the great wing of the sphenoid; it articulates with the malar bone and separates the orbital from the temporal surface.

cresyl (*kres'-il*), C_7H_7. The radical of cresol. **c alcohol,** $C_6H_4(OH)CH_3$, formed from phenyl alcohol by the substitution of a molecule of methyl for an atom of the hydrogen of the phenyl. **c. hydrate.** See *c. alcohol*.

cresylate (*kres'-il-āt*). Any compound of cresol with a metallic radical.

cresylic acid (*kres-il'-ik*). See *cresol*.

creta (*kre'-tah*) [L.]. Chalk. Native calcium carbonate. **cretæ, mistura** (U. S. P.), consists of compound chalk powder, 20; cinnamon-water, 40; water, 40. It is used in diarrhea. Dose ½ oz. (15 Cc.). **c. præparata** (U. S. P.), prepared chalk; chalk freed from impurities by washing. Dose 5–20 gr. (0.32–1.3 Gm.). **cretæ, pulvis, aromaticus** (B. P.). Dose 10 gr.–1 dr. (0.65–4.0 Gm.). **cretæ, pulvis, compositus** (U. S. P.), compound chalk powder; consists of prepared chalk, 30; acacia in powder, 20; sugar, 50. Dose 5 gr.–1 dr. (0.32–4.0 Gm.). **cretæ, trochisci,** each contains prepared chalk, 4 gr.; acacia, 1 gr.; sugar, 6 gr.; with a little nutmeg.

cretaceous (*kre-ta'-shus*) [*creta*]. 1. Chalky. 2. Chalky-white in color.

Cretan fever (*kre'-tan*) [*Crete*, an island in the Mediterranean Sea]. Same as Malta fever.

cretefaction (*kre-te-fak'-shun*). See *calcification*.

cretin (*kre'-tin*) [Fr., *crétin*, a simple-minded person]. A person affected with cretinism.

cretinism (*kre'-tin-izm*) [*cretin*]. A congenital disease, characterized by absence of the thyroid gland, diminutiveness of size, thickness of neck, shortness of arms and legs, prominence of abdomen, large size of face, thickness of lips, large and protruding tongue, and imbecility or idiocy. It occurs endemically in the goitrous districts of Switzerland, and sporadically in other parts of Europe and in America. Lack of the secretion of the thyroid gland seems to be the cause. **c., acquired, c., adult.** Synonym of *myxedema*.

cretinoid (*kre'-tin-oid*) [*cretin*]. 1. Resembling a cretin; resembling cretinism. 2. A person who resembles a cretin. **c. state,** the morbid state presented by a sufferer from cretinism; cretinism.

cretinous (*kre'-tin-us*). Pertaining to cretinism.

crevice, gingival (*krev'-is*). The fissure formed by the contact of the marginal gingiva with the tooth surface.

crevicular (*krev-ik'-ū-lar*) [*crevice*]. Pertaining to, or relating to, the gingival crevice.

crewels (*kroo'-els*) [Fr., *écrouelles*, scrofula]. Synonym of *scrofula*

crib (*krib*) [ME., crib, a manger]. 1. A small frame with inclosed sides for a child's bed 2. A stall for cattle. **c. biting.** See *cribbing* and *windsucking*.

cribbing (*krib'-ing*) [*crib*]. The peculiar wearing of a horse's teeth, due to a habit of biting his crib or manger, and at the same time sucking air into the stomach.

cribrate (*krib'-rāt*) [*cribrum*]. Perforated, sieve-like.

cribration (*krib-ra'-shun*) [*cribrum*]. 1. The state of being cribriform or perforate. 2. The act of sifting.

cribriform (*krib'-rif-orm*) [*cribrum*]. Perforated like a sieve. **c. fascia,** the portion of the fascia of the thigh covering the saphenous opening. **c. plate,** the upper perforated plate of the ethmoid bone.

cribrose (*krib'-rōs*) [*cribrum*, a sieve]. In biology, sieve-like.

cribrum (*krib'-rum*) [L.; pl., *cribra*]. A sieve. **c. benedictum,** a perforate septum, supposed by the ancients to separate two hypothetical cavities of the kidneys, by which the blood in

the upper one was strained and freed from impurities. **cribra orbitalia,** inconstant porosities behind the edge of the orbit on the inferior surface of the orbital plate of the frontal bone; they may be culdesacs or, when developed more fully, may communicate.

Crichton Browne's sign. See *Browne's sign.*

crick (*krik*) [ME., *cricke,* a twist in the neck]. Any painful spasmodic affection, as of the back or neck.

crico- (*kri-ko-*) [κρίκος, a ring]. A prefix denoting connection with the cricoid cartilage.

cricoarytenoid (*kri-ko-ar-it'-en-oid*) [*crico-; arytenoid*]. Pertaining to the cricoid and arytenoid cartilages.

cricohyoid, cricohyoideus (*kri-ko-hi'-oid, kri-ko-hi-oid'-e-us*). Relating to the cricoid cartilage and the hyoid bone.

cricoid (*kri'-koid*) [*crico-;* εἶδος, form]. Ring-shaped. **c. cartilage,** the ring-shaped cartilage of the larynx.

cricoidectomy (*kri-koid-ek'-to-me*) [*cricoid;* ἐκτομή, excision] The excision of the cricoid cartilage.

cricoidynia (*kri-koid-in'-e-ah*) [*cricoid;* ὀδυνη, pain]. Pain in the cricoid cartilage.

cricopharyngeal (*kri-ko-far-in'-je-al*). Relating to the cricoid cartilage and the pharynx.

cricothyreotomy (*kri-ko-thi-re-ot'-o-me*). Incision through the cricoid and thyroid cartilages.

cricothyroid (*kri-ko-thi'-roid*) [*crico-; thyroid*]. Pertaining to the cricoid and thyroid cartilages. **c. artery,** a small branch of the superior thyroid, crossing the cricothyroid membrane. **c. membrane,** a ligamentous membrane that lies between the cricoid and thyroid cartilages. **c. muscle.** See under *muscle.*

cricothyrotomy (*kri-ko-thi-rot'-o-me*). Cricotomy with division of the cricothyroid membrane.

cricotomy (*kri-kot'-o-me*) [*crico-;* τέμνειν, to cut]. Laryngotomy by cutting through the cricoid cartilage.

cricotracheal, cricotrachealis (*kri-ko-tra'-ke-al, -tra-ke-al'-is*). Relating to the cricoid cartilage and to the trachea.

cricotracheotomy (*kri-ko-trak-e-ot'-o-me*) [*crico-; tracheotomy*]. Tracheotomy through the cricoid cartilage.

criminal (*krim'-in-al*) [*crimen,* an accusation, a crime]. Of the nature of crime. **c. abortion,** see *abortion.* **c. assault,** see *assault.*

criminology (*krim-in-ol'-o-je*) [*crimen,* crime; λόγος, science]. The science of crime and of criminals; criminal anthropology; the study of crime as a branch of morbid psychology.

crinate, crinated (*krin'-āt, krin-a'-ted*) [*crinis,* a hair]. Bearded with long hairs or hair-like processes; crinite.

criniform (*krin'-e-form*) [*crinis,* a hair; *forma,* form]. Filiform; resembling horsehairs.

crino (*kri'-no*) [*crinis,* hair; *pl., crinones*]. 1. A skin-affection of infants supposed to be due to the presence of a hair-worm. 2. Same as *comedo.*

crinogenic (*krin-o-jen'-ik*) [κρίνειν, to separate; γεννᾶν, to produce]. Stimulating the production of secretions generally.

crinose (*krin'-ōs*). Hairy.

crinosin (*krin'-o-sin*) [*crinis,* hair]. A nitrogenized fat from brain-substance, crystallizing in hair-like threads.

crinosity (*krin-os'-it-e*). Hairiness.

Cripps' operation (*krips'*) [William Harrison *Cripps,* English surgeon]. See under *operations.*

crisco (*kris'-ko*). A vegetable fat used as a substitute for lard.

crisis (*kri'-sis*) [κρίσις, a decisive point]. 1. A turning-point, as that of a disease or fever;



W. Harrison Cripps.

especially, the sudden favorable termination of the acute symptoms of an infectious disease. 2. Paroxysmal disturbance of function accompanied with pain. **c., bronchial,** a paroxysm of dyspnea sometimes occurring in tabes. **c., cardiac,** a paroxysm of cardiac distress or disordered action. **crises, Dietl's.** See *Dietl's crises.* **c., doctrine of,** the theory that the gradual climax of morbid phenomena was announcement of the completion of the union of morbific material—which could then be evacuated by the sweat, urine, or stools—spontaneously or by the administration of diuretics, purgatives, etc. **c., enteralgic,** a paroxysm of pain in the lower part of the abdomen occurring in tabes. **crises, gastric,** attacks of intense, paroxysmal pain in the abdomen, often attended with vomiting. They occur in locomotor ataxia. **c., hematic, c., hemic,** the crisis in a fever marked by increase in the number of blood-plates. **c., nephralgic, c., nephritic,** a ureteral paroxysm of pain observed in tabes. **c., rectal,** paroxysmal rectalgia occurring in tabes dorsalis and in diabetes. **c., spastic vasoconstrictive,** one characterized by increased distress on lying down, pain, tympanites, and a marked and sudden increase of arterial hypertension. **c., tabetic,** paroxysmal pain occurring in the course of tabes dorsalis.

Crismer's test for glucose (*kriz'-mer*) [Léon *Crismer,* Belgian chemist, 1858–]. An alkaline solution of glucose when heated to boiling with a solution of 1 part safranin in 1000 parts water decolorizes the safranin solution or renders it pale yellow. It is not decolorized when heated with uric acid, creatinin, or creatin in an alkaline solution.

crispation (*kris-pa'-shun*) [*crispare,* to curl]. 1. See *crispatura.* 2. A slight involuntary quivering of the muscles.

crispatura (*kris-pah-tū'-rah*) [L.]. A puckering; contracture. **c. tendinum,** Dupuytren's contraction.

crista (*kris'-tah*) [L.]. Crest. **c. acustica,** a yellow elevation projecting into the equator of the ampulla of the ear. **c. ampullaris.** See *c. acustica.* **c. basilaris.** See *pharyngeal tubercle.*

c. buccinato ia, a ridge giving origin to the fibers of the buccinator muscle, found in the groove on the anterior surface of the coronoid process of the lower jaw. **c. capituli,** one on the head of a rib dividing its articular surface into two parts. **c. colli costæ,** a crest on the superior border of the neck of a rib. **c. colli inferior,** one on the lower aspect of the neck of a rib. **c. colli superior,** one on the upper aspect of the neck of a rib. **c. conchalis,** the inferior turbinated crest of the maxilla and palate-bone. **c. ethmoidalis,** the superior turbinated crest of the maxilla and palate-bone. **c. falciformis,** a horizontal crest dividing the lamina cribrosa. **c. galli,** cock's-crest, the superior triangular process of the ethmoid bone. **c. helicis,** a projection of the helix above the external auditory meatus. **c. iliaca,** the crest of the ilium. **c. illi,** the crest of the ilium. **c. infratemporalis,** the pterygoid ridge of the sphenoid bone. **c. interossea,** the interosseous border. **c. intertrochanterica,** the posterior intertrochanteric line. **c. lacrimalis posterior,** the vertical ridge on the orbital surface of the lacrimal bone. **c. obturatoria,** the obturator crest of the os pubis. **c. occipitalis externa,** the external occipital crest. **c. sacralis articularis,** one of the small tubercles of the sacrum representing the articular processes of vertebræ. **c. sacralis lateralis,** one of the rudimentary transverse processes of the sacral vertebræ. **c. sacralis media,** the tubercular ridge of the sacrum. **c. sphenoidalis,** the sphenoidal crest. **c. spiralis,** a ridge on the upper border of the spiral lamina of the cochlea. **c. transversa,** the crista falciformis. **c. tuberculi majoris,** the external or posterior bicipital ridge of the humerus. **c. tuberculi minoris,** the internal or anterior bicipital ridge of the humerus. **c. urethralis,** the crest of the urethra. **c. vestibuli,** an almost vertical bony ridge on the inferior and median walls of the vestibule of the ear, separating the fovea hemielliptica from the fovea hemisphærica. Syn., *pyramis vestibuli.*

cristallin (*kris'-tal-in*). A kind of collodion, in which the ether and alcohol employed as solvents for pyroxylin are replaced by methyl-alcohol. It does not dry so readily as ordinary collodion. Syn., *crystallin.*

cristate (*kris'-tāt*). Crested.

Critchett's operation (*kritch'-et*) [George *Critchett,* English oculist, 1817–1882]. Removal of the anterior portion of the eyeball.

crith (*krith*) [κριθή, barley-corn]. The assumed unit of mass for gases. It is the weight, *in vacuo,* of one liter of hydrogen, at 0° C., which is 0.0896 of a gram, or 1.37 gr.

critical (*krit'-ik-al*) [*crisis*]. 1. Pertaining to a crisis in disease, period of life, etc. 2. A qualification applied to temperature and to pressure in relation to gases.

CrO_3. Chromium trioxide

crocated (*kro'-ka-ted*) [see *crocus*]. Containing saffron.

croceous (*kro'-se-us*). Saffron-colored; containing saffron.

crocidism, crocidismus, crocidixis (*kro'-sid-izm, kro-sid-iz'-mus, -sks'-is*). See *carphology.*

croconic (*kro-kon-'ik*). Saffron-colored.

crocose (*kro'-kōs*). A dextrorotary sugar obtained from crocin by decomposition.

crocoxanthin (*cro-ko-zan'-thin*). A yellow pigment occurring in the petals of *Crocus aureus.*

Crocq's serum (*krok*) [Jean *Crocq,* Belgian physician]. A 2% solution of sodium phosphate.

crocus (*kro'-kus*) [κρόκος, crocus; saffron]. Saffron. The stigma of the flowers of *C. sativus.* It is an aromatic stimulant, emmenagogue, and antispasmodic. Dose of the *tincture* (10% in strength) 1–2 dr. (4–8 Cc.); of the *drug* 5–20 gr. (0.32–1.3 Gm.) in infusion.

crocydismus (*kro-sid-iz'-mus*) [κροκυδίζειν, to pick at]. Same as *carphology.*

Crombie's ulcer (*krom'-be*). A small ulcer on the gums, near the last two molar teeth, occurring in sprue.

Crookes' tube [Sir William *Crookes,* English physicist, 1832– 1919]. A highly exhausted vacuum-tube used in producing x-rays.

Cropper's bodies (*krop'-er*). Spindle-shaped masses found in the erythrocytes; they are probably nuclear remnants.

cross (*kros*). 1. In biology, a cross-breed in plants, the result of cross-fertilization. 2 A structure in which parts cross each other. **c.-birth,** shoulder-presentation, or other presentation requiring version. **c.-dressing,** a desire for wearing the clothes of the opposite sex; men dressing as women, and women dressing as men. **c.-education,** E. W. Scripture's term for the curious results that appear in certain cases where exercise of an organ or limb develops not only that particular organ or limb, but the corresponding one on the opposite side. **c.-eye.** See *strabismus.* **c.-fertilization,** in biology, the fertilization of the ovules of one species by the seedgerms of another. **c.-foot,** pes varus. **c.-knee.** See *genu valgum.* **c.-leg,** a deformity that sometimes follows double hip-joint disease· the legs are crossed in walking. **c.-legged progression,** a method of walking in which one foot gets over or in front of the other. It is a symptom of certain cord-lesions. **c., occipital.** See *occipital protuberance, internal.*

crossed (*krosd*). Having the shape of a cross. Affecting alternate sides of the body. **c. amblyopia.** See *amblyopia.* **c. anesthesia.** See *anesthesia, crossed.* **c. hemiplegia, c. paralysis.** See *paralysis, crossed.* **c. reflexes,** reflex movements on one side of the body, excited by stimulation of a part on the opposite side.

crotalin (*kro'-tal-in*) [κρόταλον, a rattle]. An albuminous body contained in the poison of the cobra. It is not coagulable by heat at 212° C.

Crotalus (*kro'-tal-us*) [κρόταλον, a rattle]. A genus of serpents, including the typical rattlesnakes. **C. poison,** the virus of the rattlesnake, used as a remedy by homeopathists.

crotaphion (*kro-taf'-e-on*) [κρόταφος, the temple of the head]. A craniometrical point at the dorsal end of the pteric.

crotchet (*kroch'-et*) [ME., *crochett,* a little hook]. A hook used in extracting the fetus after craniotomy.

crotin (*kro'-tin*). A mixture of toxic albuminoids contained in croton seeds. It is a yellowish powder containing about 21 % of ashes, soluble in water and in a 10 % solution of sodium chloride; it is a protoplasmic poison.

Croton (*kro'-ton*) [κρότων, a ti
of euphorbiaceous plants. *C. eleuteria* yields cascarilla; *C. tiglium* yields croton oil. **c. aldehyde,** C_4H_8O, a compound obtained by the condensation of acetaldehyde when heated with HCl, with water and zinc chloride. **c.-chloral.** See *chloral, butyl.* **c. oil** (*oleum tiglii,* U. S. P.),

a fixed oil expressed from the seeds of *C. tiglium*. See under *tiglium*.

crotonallin (*kro-ton-al'-in*). A poisonous albuminoid from the seeds of *Croton tiglium*.

crotonglobulin (*kro-ton-glob'-ū-lin*). A poisonous albuminoid from the seeds of *Croton tiglium*.

crotonic (*kro-ton'-ik*). Belonging to or derived from a plant belonging to the genus *Croton; e. g.*, crotonic acid.

crotonism (*kro'-ton-izm*). Poisoning by croton oil; a condition marked by hemorrhagic gastroenteritis.

crotonol (*kro'-ton-ol*), $C_9H_{14}O_3$. An acid, aromatic principle in croton oil, believed to be the vesicant constituent of the oil.

crounotherapy (*kru-no-ther'-ap-e*) [*κρουνός*, a spring; *therapy*]. Riesman's term for the employment of mineral waters for drinking-cures.

croup (*kroop*) [AS., *krōpan*, to cry aloud]. A disease of the larynx and trachea of children, prominent symptoms of which are a harsh, "croupy" cough and difficulty in breathing; it is often accompanied by the development of a membranous deposit or exudate upon the parts. It is usually caused by the diphtheria bacillus, sometimes by other microorganisms Syn., *membranous croup; pseudomembranous croup; true cough*. **c., artificial,** traumatic membranous laryngitis. **c., bronchial.** See *bronchitis, croupous*. **c., catarrhal,** a simple noncontagious inflammation of the larynx accompanied by the formation of membrane. **c., diphtheritic,** laryngeal diphtheria. **c., false,** a spasm of the muscles of the larynx with a slight inflammation. **c., intestinal.** See *colitis, mucous*. **c.-kettle,** a small boiler heated by a lamp and contained within a metallic cylinder. The boiler is furnished with an inhaling tube, and water or any medicament may be placed within it and the escaping steam inhaled. **c., spasmodic.** See *c., false*.

croupine (*kroop'-ēn*). Laryngismus stridulus.

croupous (*kroop'-us*). Pertaining to croup. **c. membrane,** the yellowish-white membrane forming in the larynx in croup. **c. pneumonia.** Same as lobar pneumonia; see under *pneumonia*.

croupy (*kroop'-e*). Pertaining to, or having the characteristics of, croup.

crowd-poison (*krowd'-poi-son*). Volatile organic matter recognizable in the air of ill-ventilated places where many persons are congregated

crown (*krown*). See *corona*. **c., artificial,** a metal or porcelain crown attached to the root of a natural tooth. **c.-bark.** See *loxa bark*. **c., fibrous, c., radiating.** See *corona radiata*. **c., French.** See *corona veneris*. **c. gall,** a disease of the peach, apricot, almond, prune, plum, apple, pear, English walnut, grape, raspberry, cherry, poplar, and chestnut, due to a parasite plasmodium, *Dendrophagus globosus*. **c. glass,** a kind of glass used in optics. **c., post and plate,** a porcelain facing with a backing of gold, and a post fitting the enlarged pulp canal, and a disc covering the exposed surface of the tooth root. **c.-setting,** the operation of joining an artificial crown to the root of a natural tooth; improperly called "pivoting." **c. of a tooth,** the exposed part of the tooth above the gums, covered with enamel. **c.-work,** the adaptation of an artificial crown of porcelain or gold on the cervical portion of the natural root of a tooth.

crowning (*krown'-ing*). 1. Attaching a metal or porcelain crown or cap to a tooth. 2. The appearance of the fetal head at the vulva during labor.

crucial (*kru'-shal*) [*crux*, a cross]. Resembling or pertaining to a cross, as a *crucial* incision.

crucible (*kru'-sib-l*) [*crucibulum*, a melting pot]. A vessel of conical shape in which substances are exposed to the heat of a fire or furnace.

cruciform (*kru'-se-form*) [*crux; forma*, form]. Crucial; shaped like a cross.

crude (*krūd*) [L. *crudus*, raw, unripe]. In the natural form, raw, or unrefined.

crudivorous (*kru-div'-or-us*) [*crudus*, raw; *vorare*, to devour]. Applied to savages subsisting entirely upon uncooked food.

cruels (*kroo'-elz*). Synonym of *scrofula*.

cruentous (*kru-en'-tus*) [*cruor*]. Bloody.

cruenturesis (*kru-en-tū-re'-sis*) [*cruentus*, bloody; *οὖρον*, urine]. Hematuria.

cruor (*kru'-or*) [L., "blood"]. Blood, especially coagulated blood.

cruorin (*kru'-or-in*) [*cruor*, blood]. Synonym of *hemoglobin*.

crupper (*krup'-er*) [Fr., *croupe*, the rump]. 1. The buttocks of a horse. 2. The sacrococcygeal region. 3. The base of the tail in mammals. **c.-bone,** the coccyx.

crura (*kru'-rah*) [Plural of *crus*, a leg]. A name applied to certain parts of the body, from their resemblance to legs or roots; see *crus*. **c. ampullaria,** ampullary limbs. **c. anthelicis, c. bifurcata,** two ridges on the inner aspect of the external ear, converging at the anthelix. Syn., *radices, anthelicis* **c. cerebelli,** the peduncles of the cerebellum, superior, middle, and inferior. **c. cerebri,** the peduncles of the cerebrum. **c. of diaphragm,** the muscular bundles arising from the vertebræ, etc., and inserted into the central tendon. **c. of fornix.** See *pillars, anterior and posterior of the fornix*. **c. of penis,** the corpora cavernosa.

cruræus (*kru-re'-us*) [L.]. See *muscles, table of*.

crural (*kru'-ral*) [*crura*]. 1. Pertaining to the thigh. 2. Pertaining to the crus cerebri. **c. arch.** See *ligament, crural*. **c. hernia,** femoral hernia. **c. ring,** the femoral ring; the upper opening of the femoral canal, bounded in front by Poupart's ligament and the deep crural arch, behind by the pubis, internally by Gimbernat's ligament, externally by a fibrous band separating it from the femoral vein. **c. septum.** See *septum crurale* **c. sheath,** the femoral sheath.

crureus (*kru-re'-us*) [L.]. One of the muscles of the thigh. See *muscles, table of*.

crurin (*kru'-rin*). Edinger's name for quinolin-bismuth-sulphocyanide; used as a dressing for ulcers.

cruritis (*kru-ri'-tis*). See *phlegmasia alba dolens*.

crurogenital (*kru-ro-jen'-it-al*) [*crura; genitalis*, relating to generation]. Relating to the thighs and the genitalia.

cruroinguinal (*kru-ro-in'-gwin-al*). Relating to the thigh and the groin.

crus (*krus*) [L.; *pl., crura* (*q. v.*)]. A leg, limb, or support. **c. anterius,** anterior limb. **c. breve,** short limb. **c. cerebelli,** any one of the cerebellar peduncles. **c. cerebri,** either of the two peduncles connecting the cerebrum with the pons. **c. clitoridis,** crus of the clitoris. **c. commune,** common limb. **c. fornicis,** posterior pillar of fornix. **c. helicis,** limb of the helix. **c. inferius,** inferior pillar. **c. intermedium,** intermediate crus. **c. laterale,** lateral crus. **c. longum,** long limb. **c. mediale,** medial crus. **c. of the diaphragm,** either of the two fibromuscular bands arising in front of the vertebræ and inserted into the central tendon of the dia-

phragm. **c. posterius,** posterior limb. **c. simplex,** simple limb. **c. superius,** superior pillar.

crusocreatinin (*kru-so-kre-at'-in-in*), $C_5H_9N_4O$. A leukomaine isolated from muscle tissue.

crust (*krust*) [*crusta*]. A covering, especially a dried exudate on the skin. **c., milk.** See *crusta lactea.*

crusta (*krus'-tah*) [L., "a crust"]. 1. See *crust.* 2. The inferior portion of the crus cerebri. **c adamantina dentium,** crust, or enamel, of the teeth. **c. lactea,** seborrhea of the scalp in infants. **c. lamellosa,** psoriasis. **c. osteoides (radicis), c. petrosa,** a thin layer of bone covering the fang of a tooth. **c. phlogistica,** the yellowish layer of the upper stratum of a blood-clot, coagulating slowly.

crustal (*krus'-tal*). Pertaining to a crust, or to the crusta.

crutch (*krutch*) [ME., *crutche*]. A staff with a concave cross-piece fitting under the arm-pit, and often with a grip for the hands midway on the staff, used as a support in walking. **c. paralysis,** paralysis of an upper extremity due to the pressure of the crutch-head upon the nerves of the axilla, especially the musculospiral nerve. **c., perineal,** a support or brace of various forms by means of which the leg of a patient in the lithotomy position may be adjusted or held at any height or angle.

Cruveilhier's atrophy (*kroo-vāl-yeh'*) [Jean *Cruveilhier,* French pathologist, 1791–1874]. Progressive muscular atrophy. **C.'s disease.** 1. Ulcer

JEAN CRUVEILHIER.

of the stomach. 2. Progressive muscular atrophy. **C.'s fascia,** the superficial layer of the perineal fascia. **C.'s plexus.** 1. A plexus of the posterior cervical region which is derived from the great occipital nerve and the first and second cervical nerves. 2. The plexus of varicose veins in a variety of angioma. **C.'s ulcer,** simple ulcer of the stomach.

Cruz's trypanosomiasis (*krooz tri-pan-o-so-mi'-as-is*) [Oswaldo *Cruz,* Brazilian physician, 1871–1917]. Chagas' disease.

cry (*kri*) [ME, *crien,* to cry]. The utterance of an inarticulate vocal sound, or the sound so uttered; the sound of the voice in lamentation. **c., epileptic,** see under *epileptic.* **c., hydrencephalic,** see *hydrocephalic cry.*

cryalgesia (*kri-al-je'-ze-ah*) [κρύος, cold; ἄλγησις, pain]. Pain from the application of cold.

cryanesthesia, cryanæsthesia (*kri-an-es-the'-ze-ah*) [κρύος, cold; ἀν, priv.; αἰσθήσις, sensation]. Loss of sensation of, or perception of, cold.

cryesthesia (*kri-es-the'-ze-ah*) [κρύος, cold; αἴσθησις, sensation]. Undue sensitiveness to cold.

crymodynia (*kri-mo-din'-e-ah*) [κρυμός, icy cold; ὀδύνη, pain]. Cryalgesia; pain coming on in cold or damp weather.

crymotherapy (*kri-mo-ther'-ap-e*) [κρυμός, icy cold; θεραπεία, therapy]. Ribard's term for the therapeutic use of great cold applied locally. A bag filled with carbonic snow at a temperature of −176° F. is applied daily for half an hour to the pit of the stomach.

cryogenin (*kri-oj'-en-in*). Metabenzamino-semicarbazide. It is given in treatment of tuberculosis for diminishing the fever.

cryohydrate (*kri-o-hi'-drat*). A solution of a salt of such density that if the temperature is lowered, the water will crystallize out as ice, and the salt will also crystallize.

cryometer (*kri-om'-et-er*) [κρύος, cold; μέτρον, measure]. A thermometer for measuring very low temperatures.

cryoscopic (*kri-os-kop'-ik*). Relating to cryoscopy.

cryoscopy (*kri-os'-ko-pe*) [κρύος, cold; σκοπεῖν, to examine]. The process whereby the freezing-point of certain liquids, blood, urine, etc., may be compared with that of distilled water.

cryostase (*kri'-os-tās*). A compound of equal parts of phenol, camphor, saponin, and traces of oil of turpentine It solidifies when heated, and becomes liquid when cooled to below 0° C.

cryotherapy (*kri-o-ther'-ap-e*) [κρύος, cold; *therapy*]. A form of therapy which consists of local refrigeration.

crypt (*kript*) [κρυπτός, hidden]. 1. A small sac or follicle. 2. A glandular cavity. **c.s of Lieberkuehn.** See under *Lieberkuehn.* **c.s, multilocular.** 1. Sharpey's name for simple glands with pouched or sacculated walls. 2. The lobules of a racemose gland. **c.s, sebaceous,** the sebaceous glands. **c., synovial.** See *Bursa mucosa.* **c.s, synoviparous,** extensions of the synovial membranes sometimes perforating the capsule of the joints and occasionally becoming shut off from the main sac. **c.s of the tongue,** small pits in the mucosa of the tongue with walls studded with globular projections, each of which contains a vascular loop and is furnished with lymph-follicles.

crypta (*krip'-tah*). Same as *crypt.*

cryptanamnesia (*krıpt-an-am-ne'-ze-ah*) [κρυπτός, hidden; ἀναμνήσις, memory]. Subconscious memory.

cryptitis (*krip-ti'-tis*) [*crypt;* ιτις, inflammation]. Inflammation of a crypt, or of crypts. **c., urethral,** phlegmasia of the mucous follicles of the urethra.

crypto- (*krip-to-*) [*crypt*]. A prefix meaning relating to a crypt, or a small sac or follicle.

cryptobiotic (*krip-to-bi-ot'-ik*) [*crypto-;* βίος, life]. Having dormant life; applied formerly to calculi,

crystals, or any inanimate objects which increase in size. Syn., *lithobiotic.*

cryptocephalus (*krip-to-sef'-al-us*) [*crypto-*; κεφαλή, head]. A fetal monster with an imperfectly formed and concealed head.

Cryptococcus (*krip-to-kok'-us*). A genus of *Saccharomyces.* Same as *Blastomyces.*

cryptocrystalline (*krip-to-krys'-tal-in*). See *microcrystalline.*

cryptodidymus (*krip-to-did'-im-us*) [*crypto-*; δίδυμος, twin]. A teratism in which one fetus is concealed within another.

cryptogam (*krip'-to-gam*) [*crypto-*; γάμος, marriage]. In biology, one of the *Cryptogamia*, a division of the vegetable kingdom comprising all plants with concealed sexual organs, without pistils or stamens.

cryptogamic (*krip-to-gam'-ik*). See *cryptogamous.*

cryptogamous (*krip-tog'-am-us*). Belonging to the cryptogamia; having the processes of the reproductive function obscured or concealed.

cryptogenetic, cryptogenic (*krip-to-jen-et'-ik, krip-to-jen'-ik*) [*crypto-*; γεννᾶν, to produce]. 1. Obscure as to origin. 2. Parasitic from the outset within another living organism.

cryptolith (*krip'-to-lith*) [*crypto-*; λίθος, stone]. A concretion or calculus formed within a crypt.

cryptolithiasis (*krip-to-lith-i'-a-sis*) [*crypto-*; *lithiasis*]. The calcification and ossification of tumors of the skin and subcutaneous tissue.

cryptomenorrhea, cryptomenorrhœa (*krip-to-men-o-re'-ah*) [*crypto-*; μήν, month; ῥοία, flow]. The occurrence of the subjective symptoms of menstruation without any flow of blood.

cryptomerorrhachischisis (*krip-to-mer-o-rak-is'-kis-is*) [*crypto-*; μέρος, a part; ῥάχις, the spine; σχίζειν, to cleave]. Spina bifida occulta, a variety with bony deficiency but no tumor.

cryptophthalmos, cryptophthalmia (*krip-tof-thal'-mos, krip-tof-thal'-me-ah*) [*crypto-*; ὀφθαλμός, the eye]. 1. Congenital union of the eyelids, usually over imperfect eyes. 2. A person who has congenital union of the eyelids.

cryptopine (*krip'-to-pēn*) [*crypto-*; ὄπιον, opium], $C_{21}H_{23}NO_5$. One of the alkaloids of opium, colorless and odorless. It is said to be anodyne and hypnotic, but it is less safe than morphine. Dose ½ gr. (0.008 Gm.).

cryptoporous (*krip-top'-or-us*) [*crypto-*; πόρος, a pore] Having hidden or obscure pores.

cryptopyic (*krip-to-pi'-ik*) [*crypto-*; πῦον, pus]. Characterized by concealed suppuration.

cryptorchid, cryptorchis (*krip-tor'-kid, -kis*) [*crypto-*; ὄρχις, testicle]. A person with retained testicles, *i. e.*, not descended into the scrotum.

cryptorchidism (*krip-tor'-kid-izm*) [see *cryptorchid*]. Retention of the testes in the abdomen or inguinal canal.

cryptorhetic, cryptorrhetic, organs, tissues (*krip-to-ret'-ik*) [*crypto-*; ῥεῖν, to flow]. Organs or tissues which have an internal secretion

cryptorrhea (*krip-to-re'-ah*) [κρυπτός, hidden; ῥοῖα, a flow]. Undue secretion from an endocrine gland.

cryptoscope (*krip'-to-skōp*) [*crypto-*; σκοπεῖν, to inspect]. See *fluoroscope.*

cryptozygous (*kript-os'-e-gus*) [κρυπτός, hidden; *zygoma*]. Having a wide skull and a narrow face, so that the zygomatic arches are not visible when the skull is viewed from above.

crysmalin (*kris'-mal-in*). Trade name of petrolatum liquidum.

crystal (*kris'-tal*) [κρύσταλλος, clear ice]. In chemistry, a substance that assumes a definite geometric form. **c.s, Bizzozero's.** See *Charcot's c.s.* **c.s, Boettcher's.** See *c.s, spermin.* **c.s, Charcot's, c.s, Charcot-Leyden's.** See *Charcot's crystals.* **c.s, Charcot-Neumann's, c.s, Charcot-Robin's.** See *Charcot's c.s.* **c.s, coffin-lid,** crystals of triple phosphate found in the urine in dyspepsia and cystitis. **c., dumbbell,** crystals of calcium oxalate, seen in urine. **c.s, ear-.** See *otolith.* **c.s, Florence's.** See *Florence's crystals.* **c.-gazing,** gazing into the depths of a crystal globe or the surface of a clear vessel of water in order to produce self-hypnotism or autosuggestion with a view to obtaining socalled telepathic impressions. **c.s, hedgehog.** See *hedgehog crystals.* **c.s, hemin.** See *hemin crystals.* **c.s, knife-rest,** peculiar indented crystals of triple phosphate occasionally found in urine. **c.s, lead-chamber,** those found in the lead-chambers in which sulphuric acid is manufactured, and having the composition $HSO_3(NO_2)$. **c.s, Leyden's.** See *Charcot's c.s.* **c.s. Lubarsch's.** See *Lubarsch's crystals.* **c.s, Neumann's.** Same as *Charcot's c.s.* **c.s, Schweiner's.** See *Charcot's c.s.* **c.s, spermin,** a combination of phosphoric acid with a base, spermin (C_7H_8N), forming long, monoclinic, prism-like crystals with curved edges found in spermatic fluid after drying it or allowing it to stand and in desiccated white of egg. A strong solution of iodine and potassium iodide stains them a deep brown or violet. Syn., *Boettcher's crystals.* **c.s, Teichmann's.** See *hemin crystals.* **c.s of Venus,** copper acetate crystals. **c.s, Virchow's.** See *Virchow's crystals.* **c.s, Zenker's.** See *Charcot's c.s.*

crystalban (*kris-tal'-ban*). Of Payer, a resinous constituent of gutta-percha.

crystalbumin (*krys-tal'-bū-min*). An albuminous body found by Béchamp in the watery extract of crystalline lens.

crystalfibrin (*kris-tal-fi'-brin*). An albuminous body obtained by means of hydrochloric acid from crystalline lens.

crystallin (*krys'-tal-in*) [*crystal*]. 1. The globulin of the crystalline lens. 2. See *crystallin.*

crystalline (*kris'-tal-īn*) [*crystal*]. Like a crystal. **c. lens.** See *lens, crystalline.*

crystallitis (*kris-tal-i'-tis*). See *phakitis.*

crystallization (*kris-tal-iz-a'-shun*) [*crystal*]. The process by which the molecules of a substance arrange themselves in geometric forms when passing from a gaseous or a liquid to a solid state. **c., alcohol of,** an alcohol uniting molecule by molecule with a crystalline substance and aiding in the preservation of the crystalline form of the latter. **c., water of,** the water of salts that cannot be extracted without destruction of their crystalline nature.

crystallographic test for blood. The use of sodium iodide as a reagent forming characteristic blood-crystals. Its use depends on the formation of iodine-hematin.

crystallography (*kris-tal-og'-ra-fe*) [*crystal*; γράφειν, to write]. The science of crystals, their formation, etc.

crystalloid (*kris'-tal-oid*). Having a crystalline structure, as distinguished from colloid. In biology, one of the crystal-like proteid bodies found in seeds, tubers, etc.

crystallomagnetism (*krĭs-tal-o-mag'-net-ĭsm*). That property by which certain crystals point to the north when suspended horizontally.

crystallometry (*krĭs-tal-om'-et-re*) [*crystal*; *μέτρον*, a measure]. The science of the measurement of the angles of crystals.

crystallophobia (*krĭs-tal-o-fo'-be-ah*) [*crystal*; *φόβος*, fear]. Morbid fear of glass.

crystallose (*krĭs'-tal-ōs*). Sodium saccharinate.

crystalluridrosis (*krĭs-tal-ū-rĭd-ro'-sĭs*) [*crystal*; *οὖρον*, urine; *ἱδρώς*, sweat]. A condition marked by excretion of urinary elements in the sweat which crystallize on the skin.

CS_2. Carbon bisulphide.

Cs. Chemical smybol of *cesium*.

Cu. Chemical symbol of *copper* (*cuprum*).

cubeb, cubeba (*kū'-beb, kū-be'-bah*) [Pers., *kabāba*, cubeb]. The unripe fruit of *Piper cubeba*, cultivated in Java. Its properties are due to a volatile oil, $C_{15}H_{24}$, and an organic acid. It is an aromatic stimulant, diuretic in small doses, and is useful in affections of the bladder and urethra. It is also employed in catarrh of the air-passages, etc. Dose 10 gr.–2 dr. (0.65–8.0 Gm.). **c., fluidextract of** (*fluidextractum cubebæ*, U. S. P.), alcoholic. Dose 5–30 min. (0.32–2 0 Cc.). **c., oil of** (*oleum cubebæ*, U. S. P.), the volatile oil. Dose 5–20 min. (0.32–1.3 Cc.). **c., oleoresin of** (*oleoresina cubebæ*, U. S. P.), ethereal. Dose 5–30 min. (0.32–2.0 Cc.). **c., tincture of,** 10 % in strength. Dose 10 min.–3 dr. (0.65–12.0 Cc.). **c., troches of** (*trochisci cubebæ*, U. S. P.), oleoresin, ½ gr.; oil of sassafras, $\frac{3}{10}$ gr.; extract of licorice, 4 gr.; acacia, 2 gr.; syrup of tolu q. s., in each troche. Dose 1–3.

cubebene (*kū'-beb-ēn*) [*cubeb*], $C_{10}H_{16}$. The light portion of the essential oil of cubebs.

cubebic acid (*kū-beb'-ik*). See *acid, cubebic*.

cubebin (*kū-beb'-in*) [*cubeb*], $C_{10}H_{10}O_3$. An odorless, crystalline substance obtained from cubeb.

cubebism (*kū'-beb-ĭzm*). Poisoning by cubeb; it is marked by acute gastroenteritis.

cubic (*kū'-bik*). Pertaining to a cube. **c. niter,** sodium nitrate. **c. space** (of air), the amount of space required by persons in health and in disease.

cubiform (*kū'-be-form*). Cuboid.

cubit (*kū'-bĭt*) [*cubitus*]. 1. The forearm; cubitus. 2. The ulna. 3. The elbow.

cubital (*kū'-bit-al*). Relating to the forearm, to the elbow, or to the ulna **c. bone,** the cuneiform bone.

cubitale (*kū-bit-a'-le*). The cuneiform bone.

cubitocarpal (*kū-bĭt-o-kar'-pal*). Relating to the forearm and to the carpus.

cubitodigital (*kū-bit-o-dĭj'-it-al*). Relating to the forearm or the ulna and to the fingers.

cubitometacarpal (*kū-bit-o-met-ah-kar'-pal*). Relating to the forearm or the ulna and the metacarpus.

cubitoradial (*kū-bit-o-ra'-de-al*). Relating to both the ulna and the radius.

cubitosupraphalangeal (*kū-bit-o-sū-prah-fal-an'-je-al*). Relating to the forearm or the ulna and the bases of the phalanges.

cubitus (*kū'-bi-tus*) [L., "the elbow"]. The forearm; elbow; ulna. **c. valgus,** a deformity consisting of an abnormal curvature of the humeral diaphysis. **c. varus.** See *gunstock deformity*.

cubocuneiform (*kū-bo-kū-ne'-if-orm*). Relating to the cuboid bone and to one or more of the cuneiform bones.

cuboid (*kū'-boid*) [*κύβος*, cube; *εἶδος*, like]. Resembling a cube. **c. bone,** a bone of the foot situated at the outer anterior part of the tarsus.

cuca (*koo'-kah*). Same as *coca*; see *erythroxylon*.

cucullaris (*kū-kŭ-la'-rĭs*). The trapezius muscle.

cucumber-shin. Curvature of the tibia with the convexity forward.

Cucumis (*kū'-kū-mĭs*) [L., "a cucumber"]. A genus of plants. See *colocynthis*. *C. melo*, muskmelon, is a species indigenous to the old-world tropics and widely cultivated. The root is emetic and diuretic and contains melonenemetin. The juice of the fruit of *C. sativus*, cucumber, is purgative, diuretic, and resolvent. It is used in skin diseases and as a cosmetic.

cucurbit (*kū-ker'-bit*) [*cucurbita*, a gourd]. 1. A cupping-glass. 2. The body of an alembic. 3. Any plant of the order *Cucurbitaceæ*.

Cucurbita (*kū-kurb'-ĭt-ah*) [L., "a gourd"]. A genus of plants of the order *Cucurbitaceæ*. *C. fœtidissima* is a species of North America; the leaf, root, and seeds are edible and the bitter fruit is recommended in the treatment of hemorrhoids. The ripe seed of *C. pepo*, the pumpkin, is the *pepo* of the U. S. P., an anthelmintic. See *pepo*.

cucurbitation (*kū-ker-bit-a'-shun*) [*cucurbitatio*, a cupping]. The operation of cupping.

cucurbitula (*kū-kur-bit'-ū-lah*) [see *cucurbit*]. A small cupping-glass.

Cuguillère's serum (*koo-ge-yār'*) [E. *Cuguillère*, French physician]. A preparation containing allyl sulphide and tincture of myrrh, used hypodermatically in cases of tuberculosis.

Cuignet's method (*koo-ēn-ya*) [Ferdinand Louis Joseph *Cuignet*, French ophthalmologist, 1823–] Retinoscopy.

cuirass (*kwe'-ras*) [Fr.]. A close-fitting or immovable bandage for the front of the chest. **c. cancer.** See *cancer en cuirasse*. **c., tabetic,** an anesthetic area encircling the chest in tabetic patients.

culdesac (*kul'-de-sak*) [Fr.]. A closed or "blind" pouch or sac. **c., Douglas'.** See under *Douglas*.

culex (*kū'-leks*) [L., "a gnat"]. A mosquito. **c. fasciatus.** See *Stegomyia fasciata*. **c. fatigans,** transmits filaria. **c. pipiens,** the brown, house mosquito.

Culicidæ (*kū-lĭs'-id-e*). A family of insects, order Diptera, which includes the mosquitoes.

culicide (*kū'-lis-īd*) [*culex*, a gnat; *cædere*, to kill]. Any agent which destroys mosquitoes.

culicifuge (*kū-lis'-if-ūj*) [*culex*; *fugare*, to drive away]. An agent to drive away mosquitoes.

Cullen's sign (*kul'-en*) [Thomas Stephen *Cullen*, American gynecologist, 1868–]. A bluish discoloration around the umbilicus observed in cases of extra-uterine pregnancy.

culmen (*kul'-men*) [L., "summit"]. A part of the cerebellum on the cephalic side of the vermis. **c. monticuli,** the highest lobule of the cerebellum.

culminal (*kul'-min-al*) [*culmen*, a summit]. Relating to the culmen.

cultivation (*kul-tĭv-a'-shun*). Same as *culture*. **c., fractional,** cultivation in which a small piece of a culture containing several species of bacteria is transferred to a new medium and used to form a new culture; and a small piece of this culture is similarly transferred to form another, and so on until a culture of a single microorganism is obtained.

cultural (*kul'-tū-ral*). Pertaining to a bacterial culture.

culture (*kul'-chūr*) [*colere*, to till]. The growth of microorganisms on artificial media. The act of

cultivating microorganisms on artificial media. **c., fractional.** See *c., pure.* **c., hanging-drop,** a culture in which the microorganism is inoculated into a drop of fluid on a cover-glass and the latter is inverted over a glass slide having a central concavity. **c.-medium,** a substance used for cultivating bacteria. Culture-media are either liquid or solid, bouillon and milk being the important liquid media, and gelatin, agar, blood-serum, and potato, the principal solid media. **c., needle-.** See *c., stab-.* **c., plate-,** a culture of bacteria on a medium spread upon a flat plate or in a double dish. **c., pure,** a culture of a single microorganism. **c., slant-,** one made on the slanting surface of a medium, so as to get a greater surface. **c., stab-,** one in which the medium is inoculated by means of a needle bearing the microorganisms, and which is inserted deep down into the medium. **c., thrust-,** same as *c., stab-.*

Culver's physic, or **root** (*kul'-verz*). See *leptandra.*

cumarin (*kū'-mar-in*). See *coumarin.*

cumene (*kū'-mēn*) [*cumin*], C_9H_{12}. A compound made by distilling cumic acid with lime.

cumic (*kū'-mik*) [*cumin*]. Derived from or pertaining to cumin. **c. acid.** See *acid, cumic.*

cumin (*kū'-min*) [*cuminum*, cumin]. An umbelliferous plant, *Cuminum cyminum*, native in Egypt and Syria. The fruit possesses well-marked stimulating and carminative properties. Its active principle is an oil.

cuminic (*kū-min'-ik*). See *cumic.*

cumol (*kū-mol*). See *cumene.*

cumulative (*kū'-mū-la-tiv*) [*cumulare*, to heap up]. Increasing; adding to. **c. action, c. effect,** the production of a marked and sudden result, after the administration of a considerable number of comparatively ineffective doses.

cumulus (*ku'-mū-lus*) [L., a heap]. A heap or mound. **c. oophorus,** the ovarian mound, or discus proligerus. **c. ovigerus.** See *ovule.* **c. proligerus.** See *discus proligerus.*

cundurango (*kun-dū-ran'-go*). See *condurango.*

cuneal (*kū'-ne-al*) [*cuneus*]. See *cuneiform.*

cuneate (*kū'-ne-āt*) [*cuneus*]. Wedge-shaped. **c. fasciculus, c. funiculus,** the continuation of the posteroexternal column of the cord into the medulla. **c. nucleus.** See *nucleus.*

cuneiform (*kū-ne'-if-orm*) [*cuneus; forma*, shape]. Wedge-shaped; cuneate. **c. bones,** a wedge-shaped bone of the carpus, and three wedge-shaped bones at the anterior part of the tarsus. **c. cartilage,** a cartilage beside the arytenoepiglottidean fold. **c. column** See *Burdach's column.*

cuneocuboid (*kū-ne-o-skaf'-oid*). Pertaining to both the cuneiform and cuboid bones.

cuneohysterectomy (*kū-ne-o-his-ter-ek'-to-me*) [*cuneus*, wedge; *ὑστέρα*, the womb; *ἐκτομή*, a cutting out]. The excision of a wedge-shaped piece of uterine tissue, a procedure that has been advocated in the treatment of anteflexion of the uterus.

cuneonavicular (*kū-ne-o-nav-ik'-ū-lar*). Relating to the cuneiform and the navicular bones.

cuneoscaphoid (*kū-ne-o-skaf'-oid*). Relating to the cuneiform bones and to the scaphoid bone.

cuneus (*kū'-ne-us*) [L., "a wedge"]. A wedge-shaped convolution on the median aspect of the occipital lobe. Syn., *cuneate lobule; internal occipital lobule; lobulus cerebri cuneatus; lobulus cerebri occipitalis (internus); lobulus cuneatus; lobulus cuneiformis; lobus cuneus; lobus pyriformis; triangular lobule.* **c. cinereus.** See *ala cinerea.* **c. thalami optici intergenicularis,** that part of the thalamus lying between the external and internal geniculate bodies.

cunicular (*kū-nik'-ū-lar*). Furrowed.

cuniculus (*kū-nik'-ū-lus*) [L., "a subterranean passage"]. The burrow of the itch-mite. In the plural, *cuniculi*, the semicircular canals of the ear.

Cunisset's test for bile-pigments (*koo-ne-sa'*). Addition to the urine of half its volume of chloroform imparts a yellow color to the latter.

cunnilinguist (*kun-e-ling'-gwist*) [*cunnus*, the vulva; *lingere*, to lick]. A sexual pervert who practises licking the vulva.

cunnus (*kun'-us*) [L.]. The vulva.

CuO. Cupric oxide.

Cu_2O. Cuprous oxide.

cuorin (*kū'-or-in*). A substance which has been isolated from heart muscles; it is a diphosphatide, and is allied to lecithin.

cup (*kup*) [AS., *cuppe*]. 1. To bleed. 2. A cupping-glass. 3. A drinking-vessel or the contents of such a vessel. **c.s., antimonial,** cups made of antimony which impart emetic properties to the contained liquid. **c., bitter,** a drinking-cup of quassia wood. **c., Chinese,** a drinking-vessel of red arsenic which imparts cathartic properties to wine left standing in it during the night. **c., dry-,** a cup for merely drawing the blood to the surface. **c., favus,-** a depression in a favus-scale surrounding a hair. **c., glaucomatous,** a deep depression in the optic papilla seen in cases of glaucoma. **c.s, Montgomery's.** See *Montgomery's cups.* **c. physiological,** the normal concavity of the optic papilla. **c., retinal,** excavation of the optic disc. **c., wet.-** a cup for abstracting blood through incisions in the skin.

Cuphea (*kū'-fe-ah*) [*κῦφος*, a hump, from the shape of the calyx]. A genus of plants of the order *Lythraceæ. C. antisyphilitica, C. balsamona, C. ingrata,* and *C. microphylla* are employed in decoction in the American tropics in the treatment of syphilis. *C. viscosissima,* a viscid annual of the United States, is a homeopathic remedy used in the treatment of cholera infantum.

cuphosis (*kū-fo'-sis*). See *kyphosis.*

cupola (*kū'-po-lah*) [L., "a dome"]. The dome-shaped extremity of the canal of the cochlea; also the summit of a solitary gland of the small intestine.

cupped (*kupt*). Having the upper surface depressed; applied to the coagulum of blood after phlebotomy. **c. disc,** excavation of the optic papilla, normally present in slight degree, but pathological if excessive.

cupper (*kup'-er*). One who practices cupping.

cupping (*kup'-ing*) [*cup*]. 1. A method of blood-derivation by means of the application of cupping-glasses to the surface of the body. 2. The formation of a cup-like depression. **c., dry-,** a form of counter-irritation in which the blood is drawn to the surface by means of a cup. This is used mainly in inflammatory affections of the lung. **c.-glass,** a small bell-shaped glass capable of holding three to four ounces, in which the air is rarefied by heat or by exhaustion, and the glass applied to the skin, either with or without scarification of the latter. **c., wet-,** the abstraction of blood after scarification.

cupragol (*kū'-pra-gol*). A compound of copper and albumin used in solutions of 1 to 5 % as an antiphlogistic and secretory stimulant.

cupram (*kū'-pram*) [*cuprum*]. A solution of copper carbonate in ammonia-water used as a fungicide.

cuprammonia (*kū-pram-mo'-ne-ah*). A mixture of a solution of copper hydroxide and aqua ammoniæ.

cuprammonic (*kū-pram-on'-ik*). Containing copper and ammonia.

cuprargol (*kū-prar'-gol*). A cupronucleic acid compound, occurring as a gray powder, slowly soluble in water. It is used in the treatment of conjunctivitis by instillation of a 1 to 5 % solution once or several times daily; in trachoma used as an astringent in 20 % aqueous solution.

cuprase (*kū'-prās*). Trade name of a preparation containing colloidal copper hydroxide.

cuprate (*kū'-prāt*). A salt of cupric acid.

cupratin (*kū'-pra-tin*). A preparation of copper albuminoid, similar to ferratin.

cuprea bark (*kū'-pre-ah*). The bark of certain species of *Remijia*. It affords quinine and the associated alkaloids.

cupreine (*kū'-pre-in*), $C_{19}H_{22}N_2O_2$. An alkaloid derived from cuprea bark.

cuprene (*kū'-prēn*), C_7H_8. A nonvolatile insoluble hydrocarbon; a yellow, bulky solid consisting of matted filaments resembling amadou in appearance, obtained by passing a current of pure acetylene gas over bright copper filings.

cuprentum (*kū-pren'-tum*). Trade name of an ointment containing 5 % of copper citrate.

cuprescent (*kū-pres'-ent*). Having the appearance of copper.

cupressin (*kū-pres'-in*). Cypress oil.

cupriaseptol (*kū-pre-ah-sep'-tol*). Copper sulphocarbolate.

cupric (*kū'-prik*). Containing copper as a bivalent element. **c. oxide.** See *copper oxide, black.*

cuprocitrol (*kū-pro-sit'-rol*). A copper and citrol derivative used in trachoma in 5 to 10 % salve.

cuprohemol (*kū-pro-he'-mol*). A compound of copper and hemol used in tuberculosis. Dose 1½–2 gr. (0.1–0.13 Gm.).

cuprol (*kū'-prol*). See *copper nucleinate.*

cuprosopotassic (*kū-pro-so-po-tas'-ik*). Relating to a combination of cuprous salt and potassium.

cuprosulphate (*kū-pro-sul'-fāt*). A double sulphate containing copper.

cuprotartrate (*kū-pro-tar'-trāt*). A combination of copper and tartaric acid.

cuprous (*kū'-prus*). Containing copper as a univalent element. **c. oxide.** See *copper oxide, red.*

cuprum (*kū'-prum*) [L.]. Copper. See *copper.*

cupula (*kū'-pū-lah*) [L., "a little cup"]. An invisible substance on the cristæ acusticæ that on the application of fixation fluids coagulates and becomes visible. **c. terminalis.** See *membrana tectoria.*

cupular, cupulate (*kū'-pū-lar, -lāt*). Cup-shaped.

cupule (*kū'-pūl*) [*cupula*, a little cup]. In biology, a cup-shaped organ, as an acorn-cup; or the sucking apparatus of an insect's foot.

curaçao, curaçoa (*kū-ra-so'*) [Dutch island of *Curaçao*, north of Venezuela]. A cordial or elixir prepared from brandy, and flavored, principally with orange-peel. It is used as a vehicle for certain medicines.

curage (*kū-rahsh*) [Fr.]. 1. Curettage; cleansing of the eye or of an ulcerated or carious surface. 2. A term used by some authorities for clearing the uterine cavity by means of the finger, as distinguished from the use of the curet.

curangin (*kū-ran'-jin*). A glucoside obtained from *Curanga amara*. It is used as a febrifuge in India and is similar in action to digitalis.

curara, curare, curari (*kū-rah'-rah, -re*) [S. A.]. Woorara. A vegetable extract obtained from *Paullinia curare* and certain members of the *Strychnos* family. It is a powerful paralyzant of the motor nerves and of the voluntary muscles. Its alkaloid is *curarine*, $C_{19}H_{18}N$. Dose $\frac{1}{100}$ gr. (0.0006 Gm.) hypodermatically. It is used in South America and elsewhere as an arrow-poison. Toxic doses cause death by paralysis of the organs of respiration. It has been reported effectual in cases of hydrophobia and tetanus. The initial dose is $\frac{1}{10}$ gr. (0.0065 Gm.) given hypodermatically in a watery solution; this may be gradually increased to ½ gr. (0.02 Gm.), but the latter dose should be given with caution.

curarine (*kū-rah'-rēn*). See *curara.*

curarization (*kū-rah-ris-a'-shun*) [*curara*]. The state of one subjected to the full influence of curara by hypodermatic injection. Voice and power of motion are generally abolished, but not sensibility to pain. Syn., *curarism.* **c., spontaneous,** conditions of autointoxication occasioned by the paralyzing influence upon the circulation and upon the end-plates of the neuromuscular system of toxic substances produced in the body by the tetanization of the muscles.

curarize (*kū'-rah-rīz*). To bring a subject under the influence of curara.

curatio (*kū-ra'-she-o*) [*cura*, care]. The treatment and nursing of a patient.

curative (*kū'-rat-iv*) [*cura*, care]. Having a healing tendency.

curcas (*ker'-kas*). See *jatropha.*

curcin (*ker'-sin*). A toxalbumina analogous to ricin found in the seeds of *Jatropha curcas.*

curcuma (*ker'-kū-mah*) [L.]. Turmeric. The rhizome of *Curcuma longa*, of India, a plant of the *Zingiberaceæ*, with action similar to that of ginger. It contains a yellow coloring-matter, *curcumin*, $C_{14}H_{14}O_4$, and is employed as a yellow dye in pharmacy, occasionally, to color ointments and other preparations, and in chemistry its solution in alcohol is used as a test for alkalies, which turn it brown. Paper tinged with an alcoholic solution (*turmeric paper*) may be used instead.

curcumin (*ker'-kū-min*) [*curcuma*, saffron]. $C_{14}H_{14}O_4$. The coloring-matter of turmeric; it crystallizes in orange-yellow prisms, and melts at 177° C. It dissolves in the alkalies to brownish-red salts.

curd (*kerd*) [M.E.]. The coagulum of milk that separates on the addition of rennet or an acid to milk.

cure (*kūr*) [*cura*, care]. The successful treatment of a disease; also, a system of treatment, as *faith-cure, mind-cure, grape-cure, water-cure* (see *hydropathy*), *hunger-cure, rest-cure*, etc. **c., potato,** a method of treating foreign bodies in the alimentary tract by the ingestion of mashed potatoes. The body becomes embedded in the potato-mass that is formed.

curettage (*kū-ret-ahj'*). See *curettement.*

curette, curet (*kū-ret'*) [Fr.]. An instrument, shaped like a spoon or scoop, for scraping away exuberant or dead tissue.

curettement (*kū-ret'-ment*) [Fr., *curettement*]. The removal of vegetations, retained placenta, etc., by means of a curet. Syn., *curetage; cureting; curettage; curetment.*

curetting (*kū'-ret-ing*). See *curettement*.

curie (*kū'-re*) [Marie Sklodowska *Curie*, Polish-French physicist, 1867–]. Unit of measurement of radium emanations, or of radio-active substances. **c. therapy**, the radium treatment of disease.

curine (*kū'-rēn*). An alkaloid obtained from curare; a microcrystalline powder slightly soluble in cold water, easily soluble in alcohol, chloroform, and dilute acids. It has no effect upon the motor nerves, but acts upon the heart.

curled (*kurld*). Occurring in parallel chains of wavy strands, as in colonies of anthrax bacillus.

Curling's ulcer. A duodenal ulcer produced by extensive burns of the skin.

currant-jelly clot A soft, red clot seen postmortem in the heart and blood-vessels.

current (*kur'-ent*) [*currere*, to run]. A term applied to the transference of electric force, which is likened to the flow of a liquid in a tube. **c., abterminal**, the secondary current observed at any point in the nerve or muscle on the passage of a single induction shock. **c., adterminal**, the negative current observed at any point in a nerve or muscle on the passage of a single induction shock **c., after-**, a current produced in nervous or muscular tissue when a constant current which has been flowing through the same has been stopped. **c., alternating**, a term applied to a current which, by means of an interrupter, is alternately direct and reverse. **c., anelectrotonic**, that observed at the anode on passage of a constant current through a nerve. **c.s, angular**, those which are inclined to each other at some angle. **c., ascending**, the current formed by placing the positive electrode upon the periphery of a nerve and the negative higher up on the trunk of the nerve, or on the surface over the nerve-center in the spinal cord. **c., battery**, a galvanic current. **c., branch.** See *c., derived*. **c.-breaker**, a rheotome. **c., centrifugal**, a descending current. **c., centripetal**, an ascending current. **c.-changer**, a rheotrope. **c., combined**, that obtained by the combined action of the galvanic and faradic currents. **c.-condenser**, an apparatus for collecting the extra currents generated by an induction machine in operation which it combines to form a current of opposite direction to that of the battery current, and which upon being transmitted to the core demagnetizes it and thus increases the rapidity of the interruption and the strength of the induced current. **c., constant.** See *c., continuous*. **c., continuous**, a constant, uninterrupted current in one direction. **c., d'Arsonval**, the high potential discharge of a current-condenser through a large solenoid of wire. **c., derived**, a current drawn off by a derivation-wire from the main current. **c., descending**, one passing through a nerve centrifugally, the anode being placed proximally, the kathode, distally. **c., direct**, a current constant in direction, in contradistinction to an alternating current. **c., faradic**, the current produced by an induction-coil or by a magneto-electric machine. **c., galvanic**, a current generated by the decomposition of acidulated water by means of metallic plates. **c.s., induced.** See *c.s, secondary*. **c., inducing**, a primary current; one which, by its opening or closure, produces a faradic current in an adjoining circuit. Cf. *c.s, induced*. **c.s. induction, c.s, inductive.** See *c.s, secondary*. **c., interrupted**, a current that is alternately opened and closed. **c.-interrupter**, a rheotome. **c., katelectrotonic**, that observed at the kathode on passage of a constant current through a nerve. **c., labile**, a current applied while moving one or both electrodes over the surface treated. **c., magnetoelectric**, a faradic current generated by a magnet. **c., primary.** See *c., inducing*. **c., primitive**, an electric current from which a derived current has not been drawn off. **c.-regulator**, a rheostat. **c., reversed**, that produced by changing the poles. **c.-reverser**, a rheotrope. **c.s, secondary**, momentary currents produced in a coil of insulated wire, introduced within the field of another coil, when the circuit is made or broken in the second coil. **c., sinuous**, one sent in a curved line. **c., sinusoidal**, an alternating induced electric current in which the electromotive force is so varied that its rise and fall in a positive direction are immediately succeeded without a break by an exactly corresponding fall and rise in the negative direction, and the rise and fall in both directions would, if graphically illustrated, describe a sine curve. **c., spinal-cord**, an electric current applied by placing both the electrodes on the spine. **c., spinal-cord muscle**, an electric current in the application of which one electrode is placed over the spine, the other over a muscle. **c., spinal-cord nerve**, an electric current in the application of which one electrode is placed on the spine, the other on a nerve. **c., stabile**, a current applied with both electrodes in a fixed position. **c., static**, the current from a static machine. **c., uniform**, an electric current which retains the same strength throughout its application. **c., voltaic**, the continuous current.

GOTTSTEIN'S CURETTE.

curriculum (*kur-ik'-ū-lum*)[L.]. The regular course of study in a college.

Curschmann's spirals (*koorsh'-man*) [Heinrich *Curschmann*, German physician, 1846–1910]. Spiral threads of mucin contained in the small, thick pellets that are expectorated during an asthmatic paroxysm. They are supposed to be casts of the bronchioles, and contain Charcot-Leyden crystals and eosinophil cells.

CURSCHMANN'S SPIRALS (GREATLY ENLARGED). *a*. Central thread.

curvature (*kur'-va-tūr*) [*curvare*, to curve]. A bending or curving. **c., angular.** See *Pott's c.* **c., compensatory**, in spinal curvature, a secondary curve, occurring as the result of the efforts of the trunk to maintain its upright position. **c., lateral**, scoliosis. **c., Pott's.** See *Pott's curvature*. **c. of spine**, a bending of the vertebral column.

curve (*kerv*) [*curvus*, bent]. A bending or flexure **c., Barnes'.** See *Barnes' curve*. **c.-basis**, a

common level from which spring the ascending lines of a sphygmographic tracing. **c. of Carus.** See *Carus' curve.* **c., Ellis-Damoiseau's, c., Garland's S-.** See *Ellis' line.* **c., staircase-,** the myographic curve produced by repeated stimulation. **c., temperature-,** a graphic curve showing the variations of the temperature for a given period. **c.s, Traube's, c., Traube-Hering's.** See under *Traube.*

cuscamidine (*kus-kam'-id-ēn*) [*cusco; amide*]. An alkaloid found in cinchona bark.

cuscamine (*kus'-kam-ēn*). An alkaloid found in cinchona bark.

cusco bark (*kus'-ko bark*). A kind of cinchona; the bark of a variety of *Cinchona pubescens.*

Cusco's speculum (*kus'-ko*) [Edouard Gabriel *Cusco,* French surgeon, 1819–1894]. A bivalve vaginal speculum.

cusconidine (*kus-kon'-id-ēn*) [*cusco*]. An alkaloid found in cinchona bark.

cusconine (*kus'-ko-nēn*) [*cusco*]. $C_{21}H_{16}N_2O_4$. A crystalline alkaloid found in Cinchona bark.

Cushing's suture (*koosh'-ing*) [Harvey Williams *Cushing,* American surgeon, 1869–]. A continuous intestinal suture.

cushion (*koosh'-un*). In anatomy, an aggregate of adipose or elastic tissue relieving pressure upon tissues lying beneath. **c., coronary,** the matrix of the upper edge of the hoofs in solipeds. **c. of the epiglottis,** the tubercle of the epiglottis, a median elevation of the mucosa within the larynx below the epiglottis. **c., Eustachian,** a part of the posterior wall of the Eustachian tube. **c., Passavant's,** the bulging of the posterior pharyngeal wall, produced during the act of swallowing, by the upper portion of the superior constrictor pharyngis. **c., plantar,** in solipeds, a cuneiform fibrous body lying between the plantar part of the hoof and the perforans tendon. **c., sucking,** fatty pads found on the buccinator muscles in young infants.

$CuSO_4$. Cupric sulphate.

cusp (*kusp*) [*cuspis,* a point]. The eminence on the crown of a tooth.

cusparia bark (*kus-pa'-re-ah bark*). See *angustura.*

cuspated, cusped, cuspid, cuspidal (*kusp-a'-ted, kuspd', kusp'-id, kusp'-id-al*). See *cuspidate.*

cuspidate (*kus'-pid-āt*) [*cuspis,* a point]. Tipped with a sharp, rigid point

cuspid teeth (*kus'-pid*). The four teeth that have conical crowns. They are situated, one on each side, in each jaw, between the lateral incisor and first bicuspid.

cusso (*koos'-o*). Brayera. The *cusso* of the U. S P. is the dried panicles of the pistillate flowers of *Hagenia abyssinica.* It contains tannic acid, a volatile oil, and a crystalline principle, *koussin,* $C_{21}H_{28}O_{10}$. It is a valuable anthelmintic against tape-worms. In large doses it produces nausea and emesis. Dose 240 gr. (16 Gm.). Syn., *cusso; cousso; kousso.* **c. infusion of** (*infusum cusso,* B. P.). Dose 4–8 oz. (118–235 Cc.).

cusylol (*kū'-sil-ol*). Trade name of a preparation containing copper citrate and sodium borocitrate in the form of a double salt.

cutal (*kū'-tal*). See *aluminum borotannate.*

cutaneous (*kū-ta'-ne-us*) [*cutis*]. Pertaining to the skin **c. emphysema.** See *emphysema, cutaneous.* **c. reflex,** a reflex action from irritation of the skin. **c. respiration,** the transpiration of gases through the skin.

Cuterebra noxialis (*kū-ter-e'-brah noks-e-a'-lis*). A bot-fly belonging to the *Ostridæ,* whose larva may cause myiasis in man.

cuticle (*kū'-tik-l*) [*cutis*]. The epidermis or scarf-skin. **c., enamel.** See *Nasmyth's cuticle.*

cuticolor (*kū'-ti-kul-or*) [*cutis; color*]. A term descriptive of various ointments and powders simulating the color of the skin and used in the treatment of skin diseases.

cuticolous (*kū-tik'-ol-us*) [*cutis; colere,* to inhabit]. Living under the skin; said of parasitic larvæ

cuticula (*kū-tik'-ū-lah*) [dim. of *cutis,* a skin]. The outer, finely lamellated layer of the wall of hydatid cysts. **c. dentis,** the cuticle of a tooth; Nasmyth's membrane, the delicate horny envelope that covers the enamel of young and unworn teeth **c. pili,** the cuticle of the root-sheath of a hair.

cuticular (*kū-tik'-ū-lar*). Pertaining to, resembling, or of the nature of cuticle.

cuticularization (*kū-tik-ū-lar-iz-a'-shun*) [*cuticula*]. The formation of a cuticula.

cutification (*kū-tif-ik-a'-shun*) [*cutis; facere,* to make] The formation of skin.

cutin (*kū'-tin*) [*cutis*] 1 In biology, cork-substance; a modification of cellulose, also called suberin 2. A preparation of the muscular layer of the intestine of cattle. It is used for dressing wounds and as a substitute for catgut.

cutipunctor (*kū-te-punk'-tor*) [*cutis,* skin; *punctor,* puncturer]. An instrument for puncturing the skin.

cutireaction (*kū-te-re-ak'-shun*) [*cutis,* skin; *reaction*]. See *Pirquet's reaction, Moro's test.*

cutis (*kū'-tis*) [L.]. The derma or true skin. **c. ærea,** the bronze color of the skin in Addison's disease. **c. anserina.** See *goose-flesh.* **c. laxa.** See *dermatolysis.* **c. pendula,** a flabby skin. **c. testacea,** a variety of seborrhea in which the trunk and extensor surfaces of the extremities are covered with large, thick plates of greasy, inspissated sebum, usually greenish or blackish, from accumulation of dirt upon them. **c. unctuosa.** Synonym of *seborrhea.* **c. vera,** the corium. **c. verticis gyrata,** hypertrophy and looseness of the skin with a tendency to hang in folds.

cutisector (*kū-te-sek'-tor*) [*cutis; sector,* a cutter]. An instrument for taking small sections of skin from the living subject.

cutitis (*kū-ti'-tis*). Same as dermatitis, *q. v.*

cutization (*kū-tiz-a'-shun*) [*cutis,* skin] The acquirement of the characters of true skin by exposed mucous membrane.

cut-off (*kut'-off*). A device for cutting off the flow of a gas or liquid or electric current. **cut-off muscle,** a popular designation for the compressor urethræ muscle. See *muscles, table of.*

cutol (*kū'-tol*). See *aluminum borotannate.*

Cuvier's canals (*koo'-ve-a*) [Georges Leopold Chrétien Frédéric Dagobert *Cuvier,* French scientist, 1769–1832]. In the embryo, two short vessels opening into the common trunk of the omphalomesenteric veins, each being formed by the union of two veins, the anterior cardinal, or jugular, and the posterior cardinal veins. The right one becomes the superior vena cava; the left one disappears.

Cy. Abbreviation for cyanogen.

cyanacetyl (*si-an-as'-et-il*). See *acetyl isocyanide.*

cyanalcohol (*si-an-al'-ko-hol*) [κύανος, dark-blue; *alcohol*]. Cyanhydrin; a substance obtained by the union of an aldehyde with hydrocyanic acid.

cyanaldehyde (*si-an-al'-de-hīd*) [κύανος, dark-blue; *aldehyde*]. A substitution-compound of acetic aldehyde.

cyanate (*si'-an-āt*). A salt of cyanic acid.

cyanemia, cyanæmia (*si-an-e'-me-ah*). Bluish blood, due to imperfect oxygenation.

cyanephidrosis (*si-an-ef-id-ro'-sis*) [κύανος, blue; ἐφίδρωσις, sweat]. Blue sweat.

cyanformic (*si-an-form'-ik*). Containing formic acid and cyanogen.

cyanhematin (*si-an-hem'-at-in*) [κύανος, blue; αἷμα, blood]. A substance produced by adding a solution of cyanide of potassium to a solution of blood, and heating gently for some time.

cyanhemoglobin (*si-an-hem-o-glo'-bin*). A compound of hydrocyanic acid with hemoglobin formed in cases of poisoning with this acid. It gives the blood a bright red color.

cyanhidrosis (*si-an-hid-ro-sis*). Same as *cyanephidrosis*.

cyanhydric acid. Same as *hydrocyanic acid*.

cyanhydrin (*si-an-hi'-drin*). See *cyanalcohol*.

cyanhydrosis (*si-an-hid-ro'-sis*). See *cyanephidrosis*.

cyanic (*si-an'-ik*) [κύανος, blue]. 1. Blue or bluish. 2. Relating to or containing cyanogen. **c. acid.** See *acid, cyanic*.

cyanide (*si'-an-id*) [κύανος, blue]. Any compound of cyanogen with a metal or a radical. Most of the cyanides are actively poisonous.

cyanidrosis (*si-an-id-ro'-sis*). Same as *cyanephidrosis*.

cyano- (*si-an-o-*) [κύανος, blue]. A prefix meaning blue.

cyanochroia (*si-an-o-kroi'-ah*) [*cyano-*; χροία, color] Cyanosis.

cyanochroic (*si-an-o-kro'-ik*). Cyanotic.

cyanocupral (*si-an-o-cū'-pral*) A preparation containing potassium and copper cyanide; used intravenously in cases of tuberculosis and leprosy.

cyanoderma (*si-an-o-der'-mah*). Cyanosis.

cyanoform (*si-an'-o-form*), $CH(CN)_3$. A compound obtained by heating chloroform and potassium cyanide and alcohol.

cyanogen (*si-an'-o-jen*) [*cyano-*; γεννᾶν, to produce] A radical having the structure CN, existing as a colorless, combustible gas; exceedingly poisonous. Syn., *prussin*. **c. iodide,** a poisonous crystalline substance produced by combining cyanogen and iodine.

cyanomycosis (*si-an-o-mi-ko'-sis*) [*cyano-*; μύκης, fungus]. The production of blue pus, or of pus charged with *micrococcus pyocyaneus*.

cyanopathy (*si-an-op'-a-the*). See *cyanosis*.

cyanophil, cyanophile (*si-an'-o-fil*) [*cyano-*; φιλεῖν, to love]. Auerbach's term for the blue-staining nuclear substance of cells of plants and animals.

cyanophilic, cyanophilous (*si-an-o-fil'-ik, -of'-il-us*). Having a special affinity for blue or green dyes.

cyanophose (*si'-an-o-fōz*). A blue phase. See *phase*.

cyanophyl (*si-an'-o-fil*) [*cyano-*; φύλλον, leaf]. Fremy's name for a supposed blue constituent of chlorophyl.

cyanopia, cyanopsia (*si-an-o'-pe-ah, -op'-se-ah*) [*cyano-*; ὤψ, eye]. A perverted state of the vision rendering all objects blue.

cyanosed (*si'-an-ōzd*). Affected with cyanosis.

cyanosis (*si-an-o'-sis*) [κύανος, blue]. A bluish discoloration of the skin from deficient oxidation of the blood. **c., congenital,** blue disease; cyanosis due to a congenital lesion of the heart or of the great vessels. **c., local,** the preferred term for local anemia, digiti mortui, regional ischemia, or local syncope.

cyanospermia (*si-an-o-sper'-me-ah*) [*cyano-*; σπέρμα, sperm]. Semen of a bluish tint.

cyanotic (*si-an-ot'-ik*) [κύανος, blue]. Relating to or affected with cyanosis.

cyanurea (*si-an-ū'-re-ah*), $C_2H_3N_3O$. An amorphous body obtained from urea by action of cyanogen iodide with heat.

cyanuric (*si-an-ū'-rik*). Relating to or containing cyanurea.

cyanurin (*si-an-ū'-rin*) [κύανος, blue; οὖρον, urine]. Uroglaucin or urine-indigo; indigo found in the urine in cystitis and in chronic kidney-diseases; it is also occasionally found in apparent health.

cyarsal (*si-ar'-sal*). 1. A compound of mercury with the potassium salt of oxybenzoic acid. 2. A mercurialized salicylic acid, used in treatment of syphilis.

cyasma (*si-az'-mah*) [κυεῖν, to be pregnant; pl., *cyasmata*]. The peculiar freckle sometimes seen upon pregnant women.

cyathus (*si'-a-thus*) [κύαθος, cup]. 1 A cup or glass. 2. The canal of the infundibulum cerebri.

cyclamin (*sik'-lam-in*). A saponin derived from the tuber of *Cyclamen Europæum;* used as an emetic and purgative.

cyclarthrodial (*sik-lar-thro'-de-al*). Pertaining to a cyclarthrosis, or rotatory articulation.

cyclarthrosis (*sik-lar-thro'-sis*) [κύκλος, a circle; ἄρθρωσις, a joint]. A circular or rotatory articulation.

cyclasterion scarlatinale (*si-klas-te'-re-on skar-lat-in-a'-le*). A supposed protozoal parasite found in the cutaneous cells in scarlet fever.

cycle (*si'-k'l*) [κύκλος, a circle]. A period in which a round of operations or events is repeated; a succession of events or symptoms. **c., aberrant,** the establishment of communication between the pulmonary and bronchial vessels from congestion due to mitral stenosis. **c., cardiac,** the complete cardiac movements embracing the systolic and diastolic movements, with the interval between them. **c., cardiacovascular,** the circuit of the blood through the organism. **c. of generation, c., generations,** Haeckel's term for the successive changes through which an individual passes from its birth to the period when it is capable of reproducing its kind. **c. of Golgi.** See under *Golgi*. **c., menstrual,** the series of changes occurring in the uterus during the interval between the menstrual periods. **c. of Ross.** See *Ross*.

cyclencephalus (*si-klen-sef'-al-us*). See *cycloencephalus*.

cyclectomy (*si-klek'-to-me*) [κύκλος, a circular body; ἐκτομή, excision]. Excision of part of the ciliary body.

cyclic (*si'-klik*) [*cycle*]. 1. Having cycles or periods of exacerbation or change; intermittent. 2. Having a self-limited course, as certain diseases. **c. albuminuria.** See *albuminuria, cyclic*. **c. compound,** in chemistry, an organic compound belonging to the closed-chain series. **c. insanity.** See *insanity, circular*.

cyclicotomy (*si-klik-ot'-o-me*). Cyclotomy.

cyclitic shell (*si-klit'-ik*) [κυκλικός, circular]. A coherent, solid, fibrous mass of exudate, completely enveloping the crystalline lens.

cyclitis (*si-kli'-tis*) [κύκλος, a circular body; ῖτις, inflammation]. Inflammation of the ciliary body, manifested by a zone of congestion in the sclerotic coat surrounding the cornea. It may be serous, plastic, or suppurative. *Iridocyclitis* is the involvement of both iris and ciliary body in the inflammatory process.

cyclo- (*si-klo-*) [κύκλος, a circle]. A prefix meaning relating to a circle or to the ciliary body.

cyclocephalus (*si-klo-sef'-al-us*) [*cyclo-*; κεφαλή, head]. A species of single autositic monsters with more or less complete absence of the olfactory organs, and intimate union of imperfectly developed or rudimentary visual organs, situated in the median line.

cyclochoroiditis (*si-klo-ko-roid-i'-tis*) [*cyclo-*; *choroiditis*]. Combined inflammation of the ciliary body and the choroid.

cyclodialysis (*si-klo-di-al'-is-is*). Detaching the ciliary body from the sclera so as to effect reduction of intraocular tension in certain cases of glaucoma, especially when iridectomy is contraindicated or has failed.

cyclogeny (*si-kloj'-en-e*) [cyclo- γένεσις, origin]. The life-cycle or development of a microbe from its lowest stage to its highest and back to its basal state.

cyclophoria (*si-klo-fo'-re-ah*) [*cyclo-*; φερεῖν, to bear]. 1 A term applied to the circulation of the fluids of the body. 2. An insufficiency of the oblique muscles of the eye, giving the eyes a tendency to roll outward or inward, so that the naturally vertical meridians would diverge either at the upper or lower extremities

cyclopia (*si-klo'-pe-ah*). See *synophthalmia*.

cycloplegia (*si-klo-ple'-je-ah*) [*cyclo-*; πληλή, a stroke]. Paralysis of ciliary muscle of the eye.

cycloplegic (*si-klo-ple'-jik*). 1. Relating to cycloplegia. 2. A drug which paralyzes the ciliary muscle.

cyclopropane (*si-klo-pro'-pān*). A rapid anesthetic which leaves no bad after effects and from which recovery is rapid.

cyclops (*si'-klops*) [*Cyclops*, a mythological monster with one eye located in the middle of the forehead]. A congenital fusion of the two eyes into one. **c. quadricornis** (*kwad-re-kor'-nis*). A fresh-water crutacean (copepod) which serves as intermediary host in the development of *Fsiaria medinensis*.

cyclostage (*si'-klo-stāj*) [*cyclo;- stare*, stand]. The developing state in the life-cycle of a bacterium.

cyclosis (*si-klo'-sis*) [κυκλόω, to whirl around]. Motivity of the protoplasm.

cyclotherapy (*si-klo-ther'-a-pe*) [κύκλος, wheel; θεραπεία, therapy]. The use of the bicycle as a therapeutic measure.

cyclothymia (*si-klo-thi'-me-ah*) [κύκλος, circle; θυμός, mind]. Cyclic insanity. See *insanity*.

cyclothymiac (*si-klo-thi'-me-ak*). Affected with cyclothymia; a person so affected.

cyclotome (*sik'-lo-tōm*) [κύκλος, circle; τομός, cutting]. A knife used in cyclotomy

cyclotomy (*si-klot'-o-me*) [*cyclo-*; τομή, section]. An operation for the relief of glaucoma, consisting of an incision through the ciliary body.

cydonium (*si-do'-ne-um*) [κυδώνιον, a quince]. Quince-seed. The seeds of *Cydonia vulgaris*, employed mainly for the mucilage contained in the covering, which consists of a compound of gum and glucose, and is a bland demulcent; it is also used as a hair-dressing.

cyematocardia (*si-em-at-o-kar'-de-ah*) [κῆμα, a fetus; καρδια, a heart]. Fetal rhythm of the heart-sounds.

cyesiognosis (*si-e-se-og-no'-sis*) [κύησι, pregnancy; γνῶσις, knowledge]. Diagnosis of pregnancy.

cyesiology (*si-e-se-ol'-o-je*) [κύησις, pregnancy; λόγος, treatise]. The science of gestation in its medical aspects.

cyesis (*si-e'-sis*) [κύησις, pregnancy]. Pregnancy.

cyetic (*si-et'-ik*) [*cyesis*]. Relating to pregnancy.

Cyl. Abbr. for *cylinder*, or *cylindrical lens*.

cylicotomy (*sil-ik-ot'-o-me*) [κύλιξ, cup; τέμνειν, to cut]. Surgical incision of the ciliary muscle.

cylinder (*sil'-in-der*) [κύλινδρος, a cylinder]. 1. An elongated body of the same transverse diameter throughout and circular on transverse section. 2. See *cast*. 3. A cylindrical lens. **c.s., Bence Jones'.** See *Bence-Jones' cylinders*.

cylindrenchyma (*sil-in-dreng'-kim-ah*) [κύλινδρος, a cylinder; ἔγχυμα, an infusion]. A tissue composed of cylindrical cells.

cylindric, cylindrical (*sil-in'-drik, sil-in'-drik-al*) [κύλινδρος, a cylinder]. Pertaining to or like a cylinder. **c. lens.** See *lens*.

cylindriform (*sil-in'-dre-form*). Shaped like a cylinder.

cylindroadenoma (*sil-in-dro-ad-en-o'-mah*). An adenoma containing cylindrical masses of hyaline matter.

cylindrocephalic (*sil-in-dro-sef-al'-ik*). Affected with cylindrocephaly.

cylindrocephaly (*sil-in-dro-sef'-a-le*) [κύλινδρος, cylinder; κεφαλή, head]. A cylindrical formation of the skull.

cylindrodendrite(*sil-in-dro-den'-drīt*) *Paraxon,q.v.*

cylindroid (*sil'-in-droid*) [*cylinder*; εἶδος, likeness]. A name given to a mucous cast frequently found in the urine in cases of mild irritation of the kidney. Cylindroids are ribbon-like forms, usually of great length, and of about the same diameter as renal casts. They may assume various shapes. One extremity is usually pointed and may form a long tail.

cylindroma (*sil-in-dro'mah*) [*cylinder*; ὄμα, a tumor]. A myxosarcoma in which the degeneration is confined to areas surrounding the blood-vessels.

cylindrosarcoma (*sil-in-dro-sar-ko'-mah*). A tumor containing both cylindromatous and sarcomatous elements.

cylindrosis (*sil-in-dro'-sis*) [κῦλενδρουν, to roll]. A variety of bony articulation, the bone being rolled upon itself to form a canal and than a suture, as in the cranium.

cylindruria (*sil-in-dru'-re-ah*) [*cylinder*; οὖρον, urine]. The discharge of urine containing hyaline casts or cylindroids.

cyllin (*sil'-in*). Trade name of a disinfecting preparation.

cyllopodia (*sil-o-po'-de-ah*) [κυλλόπους, crook-footed]. The state of having a distorted foot, especially talipes varus.

cyllosis (*sil-o'-sis*) [κύλλωσις, crippled]. Club-foot; lameness from deformity.

cyllosoma (*sil-o-so'-mah*) [κυλλός, lame; σῶμα, a. body; *pl*, *cyllosomata*]. A variety of single autositic monsters (species, celosoma) in which is a lateral eventration occupying principally the lower portion of the abdomen, with absence or imperfect development of the lower extremity on that side occupied by the eventration.

cyllosomus (*sil-o-so'-mus*) [κυλλος, crooked; σῶμα, body]. A monster with an eventration in the side of the lower abdominal region and imperfect development of the corresponding leg.

cyllum (*sil'-um*) [κυλλός, crooked]. Knock-knee.

cymarin (*si'-mar-in*). Trade name of a preparation of *Apocynum canabinum;* it is used like digitalis.

cymba (*sim'-bah*) [κύμβη, a boat]. In biology, a boat-shaped sponge-spicule. **c. conchæ**, the upper part of the concha of the ear, above the root of the helix.

cymbiform (*sim'-bif-orm*) [*cymba*, boat; *forma*, shape]. In biology, boat-shaped. **c. bone**, the scaphoid bone.

cymbocephalic, cymbocephalous (*sim-bo-sef-al'-ik, sim-bo-sef'-al-us*) [κύμβη, boat; κεφαλή, head]. Exhibiting cymbocephaly.

cymbocephaly (*sim-bo-sef'-a-le*) [κύμβη, boat; κεφαλή]. The condition of having a boat-shaped head.

cyme (*sīm*) [κύμα, a young sprout]. In biology, a loose flower-cluster on the determinate or centrifugal plan.

cymene (*si'-mēn*) [*cyminum*, cumin], $C_{10}H_{14}$. A hydrocarbon that occurs, together with cumic aldehyde in Roman caraway oil (from *Cuminum cyminum*), and in other ethereal oils.

cymenyl (*si'-men-il*), $C_{10}H_{13}$. The univalent radical found in cymene.

cymic (*si'-mik*). Relating to cymene.

cymol (*si'-mol*). See *cymene*.

cymose (*si'-mōs*) [κύμα, a young sprout]. In biology, pertaining to a cyme; bearing cymes.

cynanche (*sin-ang'-ke*) [κύων, dog; ἄγχειν, to strangle]. An old name for any acute affection of the throat, as diphtheria, croup, tonsillitis, etc., in which the patient struggles for breath (as a panting dog). **c. dysarthritica**, sore throat sometimes resulting in abscess occurring during the course of an attack of arthritis. Syn., *arthritic angina*. **c. maligna**, a fatal form of sore throat. **c. sublingualis**, inflammation of the connective tissue of the floor of the mouth. **c. suffocativa**. Synonym of *croup*. **c. tonsillaris**. See *quinsy*.

cynanthropia (*sin-an-thro'-pe-ah*) [κύων, dog ἄνθρωπος, a man]. A mania in which the patient believes himself a dog, and imitates the actions of one.

cynapine (*si'-nap-ēn*). A poisonous alkaloid obtained from the seeds of *Æthusa cynapium*.

cyniatria (*si-ne-a'-tri-ah*) [κύων, dog; ἰατρεία, medication]. The science or treatise of the diseases of the dog and their treatment.

cynic (*sin'-ik*) [κυνικός, dog-like]. Pertaining to a dog. **c. spasm**, a contraction of the facial muscles upon one side so as to expose the teeth, in the manner of an angry dog.

cynobex hebetica (*si'-no-beks he-bet'-ik-ah*) [κύων, dog; βῆξ, cough; ἡβητικος, youthful]. The convulsive cough of puberty; a loud, dry, barking cough that often attacks boys and girls at puberty.

cynocephalous (*si-no-sef'-al-us*) [κύων, dog; κεφαλή, the head]. With the head dog-shaped.

cynodontes (*si-no-don'-tēz*) [κύων, dog; ὀδόυς, tooth]. The canine teeth, so called from their resemblance to the teeth of a dog.

Cynoglossum (*si-no-glos'-um*) [κύων, dog; γλῶσσα, the tongue]. A genus of boraginaceous plants. The powdered root, leaves, and flowers of *C. officinale*, hound's-tongue, are recommended as a cure for ulcerated epithelioma; application twice daily.

cynolyssa (*si-no-lis'-ah*) [κύων, dog; λύσσα, rabies]. Hydrophobia; rabies.

cynomania (*si-no-ma'-ne-ah*) [κύων, dog; μάνια, madness]. Term proposed by Ellis (1899) as a substitute for lyssa or rabies.

cynophobia (*si-no-fo'-be-ah*) [κύων, a dog; φόβος, fear]. 1. Morbid fear of dogs. 2. Imaginary hydrophobia.

cynorexia (*si-no-reks'-e-ah*) [κύων, dog; ὄρεξις, appetite]. Canine voracity; bulimia.

cynospasmus (*si-no-spaz'-mus*) [κύων, dog; σπασμός, spasm]. Same as *cynic spasm*.

cynotoxin (*sin-o-toks'-in*). Same as apocynamarin, *q. v.*

cynurenic acid (*sin-ū-ren'-ik*) [see *cynurin*], $C_{20}H_{14}N_2O_6 + 2H_2O$. A crystalline acid found in dog's urine. It is a decomposition-product of proteids. On heating it cynurin is evolved.

cynurin (*sin'-ū-rin*) [κύων, dog; οὖρον, urine], $C_{18}H_{14}N_2O_2$. A base from cynurenic acid.

Cyon's nerve (*se-on(g)*) [Elie de *Cyon*, Russian physiologist, 1843–1912]. The depressor nerve of the heart, derived from the pneumogastric.

cyophoria (*si-o-fo'-re-ah*) [κύος, fetus; φέρειν, to carry]. Pregnancy; gestation.

cyophorin (*si-off'-or-in*). See *gravidin*.

cyopin (*si'-o-pin*) [κυάνεος, blue; πύον, pus]. The coloring-matter found in blue-pus.

cyotrophy (*si-ot'-ro-fe*) [κύος, fetus; τροφή, nourishment]. Nutrition of the fetus.

Cyperus (*si-pe'-rus*) [κύπειρος, a sweet-smelling marsh-plant]. A genus of sedges. *C. articulatus*, adrue, a species of South America, is antiemetic and tonic. Dose of *fluidextract* 10–30 min. (0.6–1.8 Cc.). *C. rotundus* is a tropical species, the tubers of which are tonic and stimulant and are used in treatment of cholera

cyphosis (*si-fo'-sis*). See *kyphosis*.

cyphotic (*si-fot'-ik*). See *kyphotic*.

cypress oil (*si'-pres*). Oleum cupressi. An oil distilled from the leaves and young branches of *cupressus sempervirens*.

cyprian (*sip'-re-an*) [island of *Cyprus*, the original source of copper]. Containing copper.

cypridol (*sip'-rid-ol*). A 1% solution of nascent mercuric iodide in aseptic oil; it is used in syphilis (dose 3 gr.–0.2 Gm.) and as an application in skin diseases.

cypridopathy (*sip-rid-op'-ath-e*) [Κύπρις, Venus; πάθος, disease]. An adenopathy of venereal origin.

cypripedin (*sip-rip-e'-din*) [Κύπρις, Venus; πόδιον, a slipper]. A precipitate from the tincture of *Cypripedium pubescens;* antispasmodic, nervine, narcotic. Dose ½ to 3 gr.

cypripedium (*sip-re-pe'-de-um*) [Κύπρις, Venus; πόδιον, a slipper]. Lady's-slipper. The roots of *C. pubescens* and *C. parviflorum*, American valerian, the properties of which are due to a volatile oil and an acid. It is an antispasmodic and stimulant tonic, used instead of valerian, which it resembles Dose of the *fluidextract* 10–30 min. (0.6–1.8 Cc).

cypriphobia (*sip-rif-o'-be-ah*) [Κύπρις, Venus; φόβος, fear]. 1. Fear of sexual intercourse. 2. Fear of contracting venereal disease.

Cyprus fever (*si'-prus fev-er*). Same as *Malta fever*. **C. vitriol.** Same as *blue vitriol*.

cyrtocephalus (*sir-to-sef'-al-us*) [κυρτός, convex; κεφαλή, head]. Having a short head.

cyrtocoryphus (*sir-to-kor'-if-us*) [κυρτός, convex; κορυφή, the crown of the head]. Lissauer's term for a skull with a parietal angle between 122° and 132°.

cyrtograph (*sir'-to-graf*) [κυρτός, curved; γράφειν, to record]. A recording cyrtometer.

cyrtoid (*sir'-toid*) [κυρτός, curved; εἶδος, likeness]. Hump-like.

cyrtoma (*sir-to'-mah*) [κύρτωμα, a curving; *pl.*, *cyrtomata*]. A convexity, especially one that is abnormal.

cyrtometer (*sir-tom'-et-er*) [κυρτός, curved; μέτρον, a measure]. An instrument adapted for meas-

uring curves. One form is used to locate the fissures of the brain.

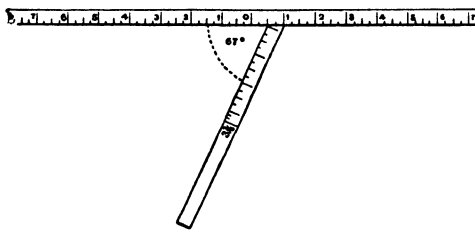

HORSLEY'S CYRTOMETER.

cyrtometopus (*sir-to-met-o'-pus*) [*κυρτός*, convex; *μέτωπον*, the forehead]. Lissauer's term for a skull in which the angle formed by lines connecting the nasion with the bregma and the metopion is between 120° and 130.5°.

cyrtometry (*sur-tom'-et-re*) [*κυρτός*, curved; *μέτρον*, a measure]. The measurement of the curves of the body.

cyrtonosus (*sir-ton'-o-sus*) [*κυρτός*, curved; *νόσος*, a disease]. Synonym for rhachitis

cyrtopisthocranius (*sir-to-pis-tho-kra'-ne-us*) [*κυρτός*, curved; *ὀπισθοκράνιον*, the occiput]. Lissauer's term for a skull in which the angle of the summit of the occiput is between 117° and 140°

cyrtosis (*sir-to'-sis*) [*κυρτός* curved]. 1. Spinal curvature. 2. Any deformity of the bones.

cyrturanus (*sir-tu-ra'-nus*) [*κυρτός*, curved; *οὐρανός*, the roof of the mouth]. Lissauer's term for a skull in which the angle of the roof of the mouth is between 132° and 147.5°.

cyst (*sist*) [*κύστις*, a pouch]. 1. A bladder. 2. A cavity containing fluid and surrounded by a capsule. **c.s, adgenic,** congenital dermoid cysts adhering to the genial tubercles. **c.s, adhyoid,** dermoid cysts adherent to the hyoid bone. **c., adventitious,** one inclosing a foreign body. **c., air-,** one containing gas. **c., allantoic,** cystic dilation of the urachus. **c., apoplectic,** one inclosing a cerebral effusion of blood. **c., arachnoid,** a meningeal hematoma. **c., atheromatous.** See *atheroma* (1). **c.s, Baker's.** See *Baker's cysts*. **c., blood-.** See *hematoma*. **c, Boyer's.** See *Boyer's cyst*. **c., branchial,** one formed from incomplete closure of a branchial cleft in an embryo. **c. of the broad ligament,** one originating in the ovary and developing between the layers of the broad ligament. **c., butter-,** a cystic tumor of the mammary gland containing semisolid contents of yellowish-brown color and of buttery consistence, that may harden with exposure to the air. **c., chyle,** one in the mesentery containing chyle. **c., colloid,** a cyst with jelly-like contents. **c., compound.** See *c., multilocular*. **c., conjunctival,** a rare congenital cyst, transparent and of the size of a pea, occurring near the corneal margin. **c., Cowperian, c., Cowper's.** See under *Cowper*. **c.s, crab's-eye,** small vesicles which appear over Heberden's nodosities. **c., cutaneous.** See *c., dermoid*. **c., daughter-,** any one of the small cysts developed by secondary growth from the walls of a large cyst. **c., dentigerous,** one containing teeth. **c., dermoid,** a congenital cyst containing bone, hair, teeth, etc. **c., distention,** a normal serous cavity distended with a collection of watery fluid. **c., echinococcus-,** a cyst formed in various tissues and organs of man by the larva of the *Tænia echinococcus* of the dog, taken into the stomach. **c., extravasation,** a cyst formed by the encapsulation of a hemorrhage or other fluid into the tissues. **c., exudation.** See *c., extravasation*. **c., false.** See *c., adventitious*, and *c., exudation*. **c., follicular,** one due to the occlusion of the duct of a small follicle or gland. **c., Gartnerian,** a cystic tumor originating in Gartner's duct. **c., hydatid.** See *c., echinococcus-*. **c., intraligamentous.** See *c. of the broad ligament*. **c., involution-,** multiple cystic dilatation of the milk-ducts after the menopause. **c., Kobelt's.** See under *Kobelt*. **c., Meibomian.** See *chalasion*. **c., Morgagnian.** See *Morgagni, hydatid of*. **c., mucoid,** a retention cyst in a mucous follicle or in the duct of a muciparous gland. **c., mucous,** a retention cyst containing mucus. **c., multilocular,** one composed of many separate compartments. **c.s, Nabothian,** small retention cysts formed by the Nabothian follicles. **c., neural,** a cyst-like distention of a lymph-space of the brain or spinal cord. **c., nevoid,** one with vascular walls. **c., pilous, c., pilocystic.** See *pilonidal fistula*. **c., proligerous, c., recurring proliferous,** a cystic adenosarcoma; one that has undergone cystic degeneration. **c., renal,** a cyst-like dilatation of the kidney. **c., retention,** one that is due to the retention of the secretion of a gland, in consequence of closure of the duct, as in mucous or sebaceous cysts. **c., rice-grain,** cystic distention of a synovial sheath containing rice-seed bodies. **c., sebaceous,** a retention cyst of a sebaceous gland. **c., secondary,** a cyst within a cyst. **c., serous,** one containing transparent watery fluid. **c., softening,** one due to encapsulation of the fluid after liquefactive necrosis. **c., sterile,** a true hydatid cyst which fails to reproduce. **c., sublingual.** See *ranula*. **c., true,** an abnormal cyst not formed by the dilatation of some canal or cavity **c., umbilical,** a congenital cyst in the umbilical region said to be due to shutting-off of a portion of the fetal stomach. **c., unilocular,** one having but a single cavity. **c., urinary,** a thin-walled cyst of the cortical substance of the kidney, projecting beneath the capsule and containing a clear yellow fluid. **c.-worm.** See *cysticercus*.

cystadenoma (*sist-ad-en-o'-mah*) [*cyst; adenoma*]. 1. An adenoma containing cysts. 2. Adenoma of the bladder. **c. adamantinum,** adamantinoma **c. papilliferum,** an adenoma containing cysts with papillæ on the inner aspect of the cyst-walls.

cystadenosarcoma (*sist-ad-en-o-sar-ko'-mah*) Combined cystadenoma and sarcoma. See *cyst, proligerous*.

cystalgia (*sist-al'-je-ah*) [*cyst; ἄλγος*, pain] Pain in the bladder.

cystamine (*sist'-am-ēn*). A compound of formaldehyde and ammonia, used as a bactericide and antiseptic in cystitis and gout. Dose 5–10 gr. (0.33–0.66 Gm.).

cystanastrophe (*sist-an-as'-tro-fe*). See *inversion of bladder*.

cystatrophia (*sist-at-ro'-fe-ah*) [*cyst; atrophy*]. Atrophy of the urinary bladder.

cystauchenitis (*sist-aw-ken-i'-tis*) [*cyst;* αὐχήν, neck; ιτις, inflammation]. Inflammation of the neck of the bladder; trachelocystitis.

cystauchenotomy (*sist-aw-ken-ot'-o-me*) [*cyst;* αὐχήν, neck; τέμνειν, to cut]. A surgical incision into the neck of the bladder.

cystauxe (*sist-awks'-e*) [*cyst,* αὔξη, increase]. Thickening of the bladder.

cystectasia, cystectasy (*sist-ek-ta'-ze-ah, sist-ek'-tas-e*) [*cyst;* ἔκτασις, a stretching out]. 1. Dilatation of the bladder. 2. Surgical dilatation of the urethra or of its prostatic portion in certain operations for stone.

cystectomy (*sist-ek'-to-me*) [*cyst;* ἐκτομή, excision]. 1. Excision of the cystic duct. 2. Excision of gall bladder, or part of the urinary bladder. 3. Removal of a cyst.

cysteine (*sist'-e-in*) [*cyst*], $C_3H_7NO_2S$. A compound obtained by reducing cystin; it is a crystalline powder, soluble in water, yielding an indigo-blue color with ferric chloride; in the air it rapidly oxidizes to cystin. **c., reaction for.** See *Andreasch's reaction for cysteine.*

cystelcosis (*sist-el-ko'-sis*) [*cyst;* ἕλκωσις, ulceration]. Ulceration of the bladder.

cystencephalia (*sist-en-sef-al'-e-ah*) [*cyst;* ἐγκέφαλός, the brain]. The state or condition of a cystencephalus.

cystencephalus (*sist-en-sef'-al-us*) [*cyst;* ἐγκέφαλός, the brain]. A form of monstrosity in which the brain is replaced by a cyst-like structure.

cystendesis (*sis-ten-de'-sis*) [*cyst;* ἔνδησις, suturing]. Suture of a wound in the gall-bladder or in the urinary bladder.

cysterethism (*sist-er'-eth-izm*) [*cyst;* ἐρεθισμός, irritation]. Irritability of the bladder.

cysthitis (*sis-thi'-tis*) [κύσθος, vulva; ιτις, inflammation] Inflammation of the vulva.

cysthus (*sis'-thus*) [L.] 1. The vulva. 2. The anus

cysthypersarcosis (*sist-hi-per-sar-ko'-sis*) [*cyst;* ὑπέρ, over; σάρκωσις, the growth of flesh]. Hypertrophy of the muscular walls of the bladder.

cystic (*sist'-ik*) [*cyst*]. 1. Pertaining to or resembling a cyst. 2 Pertaining to the urinary bladder or to the gall-bladder. **c. degeneration,** degeneration, with cyst-formation. **c. duct,** the duct of the gall-bladder.

cysticercoid (*sist-e-ser'-koid*). Applied to the smaller tape worm larvæ such as may occur in certain crustacea, mollusks, and insects.

cysticercosis (*sist-e-ser-ko'-sis*) [*cyst-*; κέρκος, a tail + *-oω* excess]. Infested with cysticerci. See *cysticercus.*

Cysticercus (*sist-e-ser'-kus*) pl. *cysticer'ci* [*cyst*; κέρκος, a tail]. The embryo of a tape worm in the encysted stage. A hydatid. **C. bovis,** the larva of *Tænia saginata,* the beef tape-worm. **C. cellulosæ,** the larval parasite inhabiting the intermuscular connective tissue of the pig, producing the condition known as "measles." It is rarely found in the tissues of man. Its progenitor is the *Tænia solium.* **C. tenuicolis,** that of *Tænia marginata* of the dog.

cysticolithectomy (*sist-ik-o-lith-ek'-to-me*) [*cystic duct;* λίθος, a stone; ἐκτέμνειν, to cut out]. Von Greiffenhagen's operation for removal of calculi from the gall-bladder, by opening the cystic duct alone and leaving the gall-bladder intact.

cysticotomy (*sist-ik-ot'-o-me*) [*cystic duct;* τομή, a cutting]. Incision into the cystic duct.

cysticus (*sis'-tik-us*). Any one member of a family of tape-worms which in the course of development form the cysticercus worm.

cystidolaparotomy (*sist-id-o-lap-ar-ot'-o-me*) [*cystic; laparotomy*]. An abdominovesical incision.

cystidomyeloma (*sist-id-o-mi-el-o'-mah*) [κύστις, bladder; μυελός, marrow; ὄμα, tumor]. A medullary carcinoma of the bladder.

cystidotrachelotomy (*sist-id-o-trak-el-o t'-o-m e*). See *cystauchenotomy.*

cystifellotomy (*sist-if-el-ot'-o-me*) [*cyst;* fel, bile; τομή, a cutting]. See *cholecystotomy.*

cystiform (*sist'-if-orm*) [*cystis,* a bladder; *forma,* shape] Encysted, cystomorphous.

cystin (*sist'-in*) [*cyst*], $C_3H_7NO_2S$. A substance found in the urine. It occurs in regular, colorless, six-sided tables, of very characteristic appearance. **c., test for.** See *Baumann and Goldmann, Liebig, Mueller.*

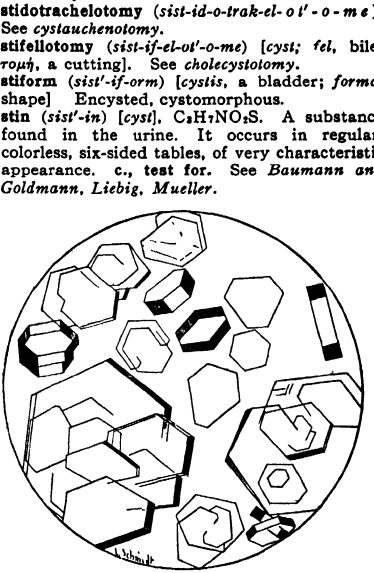

CYSTIN.

cystinemia (*sist-in-e'-me-ah*) [*cystin;* αἷμα, blood] The occurrence of cystin in the blood.

cystinuria (*sist-in-ū'-re-ah*) [*cystin;* οὖρον, urine]. The presence of cystin in the urine.

cystipathy (*sist-ip'-a-the*) [*cyst;* πάθος, disease]. Any disease of the bladder.

cystirrhagia (*sist-ir-aj'-e-ah*). See *cystohemorrhagia*

cystirrhea (*sist-ir-e'-ah*) [*cyst;* ῥοία, a flow]. Vesical catarrh.

cystis (*sist'-is*). 1. A cyst. 2. A bladder. **c. fellea,** the gall-bladder. **c. urinaria,** the urinary bladder.

cystistaxis (*sis-tis-taks'-is*) [κύστις, bladder; στάξις, oozing]. Oozing of blood from the mucous membrane of the bladder.

cystitic (*sist-it'-ik*) [*cystitis*]. Relating to cystitis.

cystitis (*sist-i'-tis*) [*cyst;* ιτις, inflammation]. Inflammation of the bladder.

cystitome (*sist'-it-ōm*). See *cystotome.*

cystitomy (*sist-it'-o-me*). See *cystotomy* (2).

cysto- (*sis-to-*) [κύστις, bladder]. A prefix denoting relation to the bladder.

cystoadenoma (*sis-to-ad-en-o'-mah*). Same as *cystadenoma.*

cystoblast (*sist'-o-blast*). See *cytoblast.*

cystobubonocele (*sist-o-bū-bon'-o-sēl*) [*cysto-*; βουβών, groin; κήλη, hernia]. Hernia of the bladder through the inguinal ring.

cystocarcinoma (*sist-o-kar-sin-o'-mah*). Carcinoma with cystic degeneration.

cystocarp (*sist'-o-karp*) [*cysto-*; καρπός, fruit]. In biology, a name sometimes applied to the sporocarp of certain algæ.

cystocele (*sist'-o-sēl*) [*cysto-*; κήλη, a hernia]. A hernia of the bladder.

cystochondroma (*sist-o-kon-dro'-mah*) [*cysto-*; χόνδρος, cartilage; ὄμα, a tumor: *pl., cystochondromata*]. A neoplasm presenting the characters of both chondroma and cystoma.

cystocolostomy (*sist-o-kol-os'-tom-e*) [*cysto-*; *colostomy*]. The surgical establishment of a permanent passage from the gall-bladder to the colon.

cystodynia (*sist-o-din'-e-ah*) [*cysto-*; ὀδύνη, pain]. Same as *cystalgia*.

cystoelytroplasty (*sis-to-el-it'-ro-plas-te*) [*cysto-*; ἔλυτρον, sheath; πλάσσειν, to form]. Surgical repair of vesicovaginal fistula.

cystoenterocele (*sist-o-en'-ter-o-sēl*) [*cysto-*; ἔντερον, an intestine; κήλη, a hernia]. A hernia containing a part of the bladder and intestine.

cystoepiplocele (*sist-o-ep-ip'-lo-sēl*) [*cysto-*; ἐπίπλοον, and omentum; κήλη, a hernia]. Hernia of the bladder and of the omentum.

cystoepithelioma (*sist-o-ep-ith-e-le-o'-mah*) [*cysto-*; *epithelioma*]. An epithelioma containing cysts filled with fluid.

cystofibroma (*sist-o-fi-bro'-mah*) [pl. *cystofibromata*]. A neoplasm presenting the character of both a fibroma and a cystoma.

cystogastrostomy (*sis-to-gas-tros'-to-me*) [*cysto-*; γαστήρ, stomach; στόμα, mouth]. An operation which consists in anastomosing the gall-bladder to the stomach.

cystogen (*sist'-o-jen*). See *formin*.

cystogenia, cystogenesis (*sist-o-je'-ne-ah, sist-o-jen'-e-sis*) [*cysto-*; γενναῖν, to produce]. The formation or genesis of cysts.

cystohemia (*sist-o-he'-me-ah*) [*cysto-*; αἷμα, blood]. A congested condition of the bladder.

cystohemorrhagia (*sist-o-hem'-or-a-je-ah*) [*cysto-*; *hemorrhage*] Vesical hemorrhage.

cystoid (*sist'-oid*) [*cyst*; εἶδος, likeness] 1. Having the form or appearance of a bladder or cyst. 2. Composed of a collection of cysts. 3. A pseudocyst.

cystolith (*sist'-o-lith*) [*cysto-*; λίθος, a stone]. Vesical calculus.

cystolithectomy (*sis-to-lith-ek'-to-me*) [*cysto-*; λίθος, stone; ἐκτομή, excision]. 1. The excision of a calculus from the bladder 2. The removal of a gall-stone from the gall-bladder.

cystolithiasis (*sist-o-lith-i'-as-is*) [*cysto-*; λίθος, a stone]. Stone in the bladder; also that condition of the system that is associated with the presence of vesical calculus

cystolithic (*sist-o-lith'-ik*) [*cysto-*; λίθος, a stone]. Pertaining to a vesical calculus.

cystology (*sist-ol'-o-je*) [*cysto-*; λόγος, science]. The science of cyst-formations.

cystolutein (*sist-o-lū'-te-in*) [*cysto-*; *luteus*, yellow]. A yellow coloring-matter found in cysts.

cystoma (*sist-o'-mah*) [*cyst*; ὄμα, a tumor: *pl., cystomata*] A newgrowth made up of cysts; applied especially to ovarian cysts. **c. glandulare proliferum, c. proliferum papillare,** proliferating cystoma, a cystic formation derived from gland-ducts and acini. It is the most common form of ovarian and pancreatic cystoma; the lining of the inner wall consists of epithelium showing papillomatous growths or crypts resembling the acini of a gland. Syn, *cylindrocellular adenoma*.

cystomerocele (*sist-o-me'-ro-sēl*) [*cysto-*; μηρός, thigh; κήλη, hernia]. A hernia of the bladder through the femoral ring.

cystomicrosomes (*sis-to-mi'-kro-sōmz*). See *Mitochondria*.

cystomorphous (*sist-o-mor'-fus*). Cyst-like.

cystomyoma (*sist-o-mi-o'-mah*). A myoma containing cysts.

cystomyxoadenoma (*sist-o-miks-o-ad-en-o'-mah*). Cystomyxoma with adenoma

cystomyxoma (*sist-o-miks-o'-mah*). A myxoma containing cysts

cystoncus (*sist-ong'-kus*) [*cysto-*; ὄγκος, a swelling]. Any swelling of the bladder.

cystonephrosis (*sist-o-ne-fro'-sis*) [*cysto-*; νεφρός, kidney]. A cystic or cystomorphous dilatation of the kidney.

cystoneuralgia (*sist-o-nū-ral'-je-ah*) [*cysto-*; *neuralgia*]. Neuralgia of the bladder; cystalgia.

cystoparalysis (*sist-o-par-al'-is-is*) [*cysto-*; *paralysis*]. Paralysis of the bladder.

cystopexy (*sist'-o-peks-e*) [*cysto-*; πῆξις, fixation]. Fixation of the bladder, an operation for the cure of cystocele.

cystophlegmatic (*sist-o-fleg-mat'-ik*) [*cysto-*; φλέγμα, phlegm]. Pertaining to vesical mucus

cystophotography (*sist-o-,o-tog'-ra-fe*). Photographing the interior of the bladder for diagnostic purposes.

cystoplastic (*sist-o-plas'-tik*). Relating to cystoplasty.

cystoplasty (*sist-o-plas'-te*) [*cysto-*; πλασσεῖν, to form]. Plastic operation upon the bladder.

cystoplegia (*sist-o-ple'-je-ah*) [*cysto-*; πληγή, a blow]. Paralysis of the bladder

cystoproctostomy (*sist-o-prok-tos'-tom-e*) [*cysto-*; πρωκτός, anus; στόμα, a mouth]. Making an opening between the bladder and the rectum.

cystoptosis (*sist-op-to'-sis*) [*cysto-*; πτῶσις, a fall]. The projection of some portion of the mucous membrane of the bladder into the urethra.

cystopurin (*sis-to-pū'-rin*) A proprietary urinary antiseptic; a mixture of hexamethylenamine and sodium acetate.

cystopyelitis (*sist-o-pi-el-i'-tis*) [*cysto-*; *pyelitis*]. Inflammation of the urinary bladder and the pelvis of the kidney

cystopyelonephritis (*sist-o-pi-e-lo-nef-ri'-tis*). See *cystopyelitis*.

cystopyic (*sist-o-pi'-ik*). Relating to suppuration of the bladder.

cystoradiography (*sis-to-ra-de-og'-raf-e*) [*cysto-*; *radiography*]. Radiography of the bladder.

cystorectostomy (*sist-o-rek-tos'-to-me*) [*cysto-*; *rectum*; στόμα, a mouth]. The formation of a fistula between the rectum and bladder.

cystorrhagia (*sist-or-a'-ie-ah*). See *cystohemorrhagia*.

cystorrhaphy (*sist-or'-af-e*) [*cysto-*; ῥαφή, a seam] Suture of the bladder.

cystorrhea (*sist-or-e'-ah*) [*cysto-*; ῥοία, a flow]. 1. Vesical catarrh. 2. Vesical hemorrhage. 3. Polyuria.

cystorrhexis (*sist-or-eks'-is*) [*cysto-*; ῥῆξις, rupture]. Rupture of the bladder.

cystosarcoma (*sist-o-sar-ko'-mah*) [*cysto-*; *sarcoma*]. Mueller's name for a sarcoma containing cysts.

cystoschisis (*sist-osk'-is-is*) [*cysto-*; σχίσις, a cleaving]. A congenital fissure of the urinary bladder from imperfect development.

cystoscirrhus (*sist-o-skir'-us*) [*cysto-*; σκιρρός, an induration]. Scirrhus of the urinary bladder.

cystoscope (*sist'-o-skōp*) [*cysto-*; σκοπεῖν, to examine]. An instrument for inspecting the interior of the bladder.

cystoscopy (*sist-os'-ko-pe*) [*cysto-*; σκοπεῖν, to examine]. Examination of the interior of the bladder by means of the cystoscope.

cystose (*sist'-ōs*) [*cyst*]. Cystic; full of cysts.

cystospasm (*sist'-o-spasm*) [*cysto-; spasm*]. Spasm of the bladder.

cystospastic (*sist-o-spas'-tik*) [*cysto-; σπαστικός*, pulling]. Relating to spasm of the bladder.

cystospermitis (*sist-o-sperm-i'-tis*) [*cysto-; σπέρμα*, a seed; *ιτις*, inflammation]. Inflammation of the seminal vesicles

cystosteatoma (*sist-o-ste-at-o'-mah*). See *cyst, sebaceous.*

cystostomy (*sist-os'-to-me*) [*cysto-; στόμα*, a mouth or opening]. The formation of a fistulous opening in the bladder-wall.

cystotome (*sist'-o-tōm*) [see *cystotomy*]. A knife used in cystotomy; also a knife used in rupturing the capsule of the lens in cataract operations.

cystotomy (*sist-ot'-o-me*) [*cysto-; τομή*, a cutting]. 1 Incision of the bladder. 2. Surgical division of the anterior capsule.

cystotrachelotomy (*sist-o-trak-el-ot'-o-me*). See *cystauchenotomy.*

cystoureteritis (*sis-to-ū-re-ter-i'-tis*). Inflammation of the bladder and ureter.

cystourethritis (*sis-to-ū-reth-ri'-tis*). Inflammation of the bladder and urethra.

cystourethroscope (*sis-to-ū-re'-thro-skōp*). An instrument for inspecting the bladder and posterior urethra.

cytameba, cytamœba (*sit-am-e'-bah*). See *plasmodium malariæ.*

cytase (*si'-tāz*). Metchnikoff's name for *complement.*

cytaster (*si-tas'-ter*). The same as *aster.*

cyte (*sīt*) [*κύτος*, a hollow]. Any cell; especially a nuclear cell (used mostly in composition).

cythemolysis (*si-them-ol'-is-is*) [*κύτος*, cell; *αἷμα*, blood; *λύσις*, dissolution]. Dissolution of the corpuscles of the blood.

cytherean (*si-the'-re-an*) [*Cythera*, an island sacred to Venus]. Venereal. **c. shield,** a condom.

cytheromania (*sith-ur-o-ma'-ne-ah*). See *nymphomania*

cytisine (*sit'-is-in*) [*κύτισος*, a kind of clover]. $C_{20}H_{27}N_3O$. A poisonous alkaloid from *Cytisus laburnum*, the common laburnum, indigenous to the higher mountains of Europe and widely cultivated. **c. hydrochloride,** $C_{11}H_{14}N_2O.HCl$. It is a nervine. Dose $\frac{1}{20}$–$\frac{1}{12}$ gr. (0.003–0.005 Gm.) subcutaneously. **c. nitrate,** $C_{11}H_{14}N_2O.(HNO_3)_2 + 2H_2O$, used as is cytisine hydrochloride.

cytisism (*sit'-is-izm*) [*κύτισος*, a kind of clover]. Poisoning by means of *Laburnum anagyroides*, sometimes occurring in children and characterized by pains in the stomach, vomiting, weakness in the legs, meteorism, and collapse.

cytitis (*si-ti'-tis*) [*cutis; ιτις*, inflammation]. Dermatitis.

cyto- (*si-to-*) [*κύτος*, a cell]. A prefix denoting relating to a cell.

cytoblast (*si'-to-blast*) [*cyto-; βλαστός*, a germ]. 1. In biology, applied to the nucleus of a cell; also one of the ameboid cytodes going to make up the cytoblastema of sponges. 2. One of the hypothetical ultimate vital units of the cell. See *bioblast.* 3. Any naked cell or protoblast.

cytoblastema (*si-to-blas-te'-mah*). See *blastema.*

cytochemism (*si-to-kem'-izm*) [*cyto-; χημεία*, chemistry]. The reaction of the living cell to chemical reagents, antitoxins, etc.

cytochemistry (*si-to-kem'-is-tre*). The chemistry of living cells.

cytochrome (*si'-to-krōm*) [*cyto-; χρῶμα*, color]. 1. A term applied by Nissl to nerve-cells deficient in cell-protoplasm, the nucleus not being completely surrounded. 2 A pigment found in the muscles and other tissues of almost all animals.

cytochylema (*si-to-ki-le'-mah*) [*cyto-, χυλός*, juice]. Strasburger's term for the inter-reticaular portion of protoplasm; cell-juice.

cytochyma, cytochyme (*si-to-ki'-mah, si'-to-kim*) [*cyto-; χυμός*, juice]. The water-sap in the vacuoles of the cytochylema of protoplasm.

cytoclasis (*si-to-kla'-sis*) [*cyto-; κλάν*, to break; to weaken]. Cell-necrosis.

cytode (*si'-tōd*) [*cyto-; εἶδος*, form]. The simplest form of cell, without nucleus or nucleolus.

cytodendrite (*si-to-den'-drit*) [*cyto-; δένδρον*, a tree]. Lenhossék's term for a true medullated, cellulifugally conducting collateral fibril of a nerve-cell. Cf *axodendrite.*

cytoderm (*si'-to-derm*) [*cyto-; δέρμα*, skin]. In biology, a cell-wall.

cytodiagnosis (*si-to-di-ag-no'-sis*). The determination of the nature of a pathogenic liquid by the study of the cells it contains.

cytodieresis (*si-to-di-er'-es-is*) [*cyto-; διαίρεσις*, division]. The process of cell-division.

cytodistal (*si-to-dis'-tal*) [*cyto-; distare*, to stand apart]. Applied to that portion of an axon furthest removed from its cell of origin

cytogenesis (*si-to-jen'-es-is*) [*cyto-; γένεσις*, production]. The formation or genesis of the cell.

cytogenetic (*si-to-jen-et'-ik*) [*cyto-; γένεσις*, production]. Relating to cell-formation.

cytogenic (*si-to-jen'-ik*). See *cytogenous.*

cytogenous (*si-toj'-en-us*) [*cyto-;* a cell; *γένης*, producing]. In biology, producing cells.

cytogeny (*si-toj'-en-e*). See *cytogenesis.*

cytoglobin (*si-to-glo'-bin*) [*cyto-; globus*, a ball] An albuminoid, obtainable in the form of a white, soluble powder. It forms about 3% of the pulp of the lymphatic glands.

cytographic (*si-to-graf'-ik*) [*cyto-; γράφειν*, to write]. Descriptive of cells.

cytography (*si-tog'-ra-fe*) [*cyto-; γράφειν*, to write]. A description of cells.

cytohyaloplasm (*si-to-hi'-al-o-plasm*) [*cyto-; ὕαλος*, transparent; *πλάσμα*, formed matter]. Strasburger's name for the reticulum of protoplasm.

cytohydrolist (*si-to-hi'-dro-list*) [*cyto-; hydrolysis*]. An agent producing hydrolysis of cellular substance.

cytoid (*si'-toid*) [*κύτος*, cell; *εἶδος*, likeness]. Resembling a cell

cytolergy (*si-tol'-er-je*) [*cyto-; ἔργον*, work]. Cell-activity.

cyctologic (*si-to-loj'-ik*). Pertaining to *cytology.*

cytologist (*si-tol'-o-jist*) [*cyto-; λόγος*, science]. One who is versed in cytology.

cytology (*si-tol'-o-je*) [*cyto-; λόγος*, science]. The science of cell-formation and cell-life.

cytolymph (*si'-to-limf*) [*cyto-; lympha*, clear water]. The ground-substance or matrix of the cytoplasm of cells.

cytolysin (*si-tol'-is-in*) [*cyto-; lysin*]. A substance produced in the body through the injection of foreign cells of any kind; it can destroy the same kind of cells as were used in the injection. Cf. *epitheliolysin, leukocytolysin, nephrolysin, spermolysin.*

cytolysis (*si-tol'-is-is*). Cell-dissolution.

cytolytic (*si-to-lit'-ik*). Relating to or concerned in cell-destruction.

cytoma (*si-to'-mah*) [*cyto-; δμα*, tumor]. A cell tumor; a tumor consisting of cells artificially arranged.

cytometer (*si-tom'-et-er*) [*cyto-*; *μέτρον*, a measure]. A device for counting cells, especially blood-corpuscles. See also *hemocytometer*.

cytomicrosome (*si-to-mik'-ro-sōm*) [*cyto-*; *μικρός*, small; *σῶμα*, body]. A microsome of cytoplasm.

cytomitoma (*si-to-mi-to'-mah*) [*cyto-*; *μίτος*, a fiber]. Fibrillar part of a cell-body. See *mitome*.

cytomorphosis (*si-to-mor-fo'-sis*) [*cyto-*; *μόρφωσις*, a shaping]. A term proposed by Minot to designate comprehensively all the structural alterations which cells or successive generations of cells may undergo from the earliest undifferentiated stage to their final destruction.

cyton (*si'-ton*) [*κύτος*, a cell]. 1. A cell. 2. A nerve cell.

cytopathy (*si-top'-ath-e*) [*cyto-*, *πάθος*, disease]. Disease of the living cell.

cytophagous (*si-tof'-ag-us*) [*cyto-*; *φαγεῖν*, to devour]. Phagocytic; of the nature of a phagocyte; cell-devouring.

cytophagy (*si-tof'-aj-e*) [*cyto-*; *φαγεῖν*, to devour]. The englobing of cells by other cells.

cytophil, cytophile (*si'-to-fil*) [*cyto-*; *φιλεῖν*, to love]. The haptophorous group of the intermediary body with which it combines with the receptor of the cell. See *amboceptor*.

cytophylaxis (*si-to-fil-ax'-is*) [*cyto-*; *φύλαξ*, a guardian] Stimulation of the leukocytes against infection.

cytophysiology (*si-to-fiz-e-ol'-o-je*) [*cyto-*; *physiology*]. The physiology of a cell unit.

cytoplasm, cytoplasma (*si'-to-plazm, -plaz'-mah*) [*cyto-*; *πλάσμα*, anything formed]. 1. Protoplasm. 2. Cell-plasm other than that of the nucleus; the paraplasm and endoplasm of a cell.

cytoplastin (*si-to-plas'-tin*) [*cyto-*; *πλάσσειν*, to mold]. Schwartz's name for cell-protoplasm.

cytoproximal (*si-to-proks'-im-al*) [*cyto-*; *proximare*, to draw near]. A term applied to that portion of an axon nearest its cell of origin.

cytoreticulum (*si-to-ret-ik'-u-lum*) [*cyto-*; *reticulum*, a little net]. Same as *cytomitoma*.

Cytorrhyctes, Cytoryctes (*si-tor-ik'-tēz*) [*cyto-*; *ὀρύκτης*, a digger]. A genus of protozoa. **C. aphtharum**, a species believed to cause foot-and-mouth disease. **C. luis**, one thought to be the cause of syphilis. **C. scarlatinæ**, one believed to be the exciting agent of scarlatina. **C. vaccinіæ**, one thought to be the cause of vaccinia **C. variolæ**, one found in variola and, in a modified form, in vaccinia.

cytoryctology (*si-to-rik-tol'-o-je*)]*Cytoryctes*; *λόγος*, science]. The study of parasitic organisms which are generally called filtrable viruses.

cytoscopy (*si-tos'-ko-pe*). See *cytodiagnosis*.

cytose (*si'-tōs*). A cellulose-dissolving enzyme found in the snail and carp.

cytosine (*si'-tos-ēn*), $C_{21}H_{10}H_{16}O_4 + 5H_2O$. A basic substance obtained as a cleavage product from thymin.

cytosome (*si'-to-sōm*) [*cyto-*; *σῶμα*, a body]. A cell-body as distinguished from the nucleus.

cytospongium (*si-to-spun'-je-um*) [*cyto-*; *σπόγγος*, sponge]. The cell network or spongioplasm containing in its meshes the hyaloplasm. Cf. *mitome* and *paramitome*.

cytost (*si'-tost*). A secretion by cells of a substance that is capable of modifying cellular activity. Not a histomine.

cytostasis (*si-tos'-tas-is*) [*cyto-*; *stasis*]. Stoppage or plugging of the capillaries by the blood-cells.

cytostome (*si'-to-stōm*) [*cyto-*; *στόμα*, mouth]. In biology, the oral aperture of a unicellular organism.

cytotactic (*si-to-tak'-tik*). Pertaining to cytotaxis.

cytotaxis (*si-to-taks'-is*) [*cyto-*; *τάξις*, order]. The directive influence which determines the arrangement of cells. The selective, ordering, and arranging function of a living cell.

cytotherapy (*si-to-ther'-ap-e*). Organotherapy.

cytothesis (*si-to-the'-sis*) [*cyto-*; *θέσις*, a placing or arranging]. Cell-repair.

cytotoxic (*si-to-toks'-ik*). Same as *cytolytic*.

cytotoxin (*si-to-toks'-in*). See *cytolysin*. Cf. *hemotoxin, hepatotoxin, leukotoxin, nephrotoxin, spermatoxin*.

cytotrochin (*si-to-tro'-kin*) [*cyto-*; *τροχία*, path]. A substance which carries the selenium or other active ingredient, in chemotherapy.

cytotrophy (*si-tot'-ro-fe*) [*cyto-*; *τρόφη*, nourishment]. The growth of the cell and sustentation of cell-life.

cytotropic (*si-to-trop'-ik*) [*cyto-*; *τρόπη*, a turning]. Pertaining to cytotropism.

cytotropism (*si-tot'-ro-pizm*) [*cyto-*; *τρόπη*, a turning]. Same as cytotaxis, *q. v.*

cytozoon (*si-to-zo'-on*) [*cyto-*; *ζῷον*, animal]. A protoplasmic cell-mass, probably parasitic in nature, with independent movement; found by Gaule in defibrinated blood and other structures.

cytozyme (*si'-to-zīm*). A substance in various tissues, capable of activating thrombin, the febrinferment. Also *coagulin, thrombokinase*.

cytula (*sit'-u-lah*) [*κύτος*, a cell]. In biology, an impregnated ovum.

cytuloplasm (*sit' u-lo-plazm*) [*cyto-*; *πλάσσειν*, to form, mold]. In biology, the mingled ovoplasm and spermoplasm in a cytula.

Czermak's interglobular spaces (*cher'-ma(h)k*) [Johann Nepomuk *Czermak*, German physician, 1828–1873]. Irregular branched spaces in the crusta petrosa and enamel of the teeth.

Czerny Lembert suture. Application of Lembert sutures after the Czerny sutures are in place.

Czerny's operation (*cher'-ne*) [Vincenz *Czerny*, German surgeon, 1842–1916]. *For the radical cure of inguinal hernia;* the sac is exposed and isolated; the neck is tied with a strong catgut ligature, and cut off below this point; the stump is pushed into the abdominal cavity; the borders of the opening are freshened and united by continuous catgut sutures. **C.'s suture.** *For intestinal wounds;* one in which the needle is passed from the serous surface through the wound, down to, but not including, the mucous membrane, and through the wound on the opposite side, and out on the serous surface.

Czerny-Trunecek's method. A method of treating cutaneous epithelioma: by cauterization, or by applying, with a brush, after scarification, the following solution: arsenic trioxid, 1 Gm.; ethyl-alcohol and distilled water, each. 40–50 Cc.

D

D. An abbreviation of *dexter*, right; *diopter*, unit for measuring refractive power of a lens; *dosis*, dose; *detur*, let it be given; *dentur*, let them be given; *da*, give; *duration*; *density*. Symbol of vitamin D potency of cod-liver oil.

daboia (*dab'-oi-ah*). The venom of Russell's viper.

Da Costa's disease [Jacob M. *Da Costa*, American physician, 1833–1900]. Retrocedent gout.

dacry-, dacryo- (*dak-re-, dak-re-o*) [δάκρυον, a tear]. Prefixes signifying pertaining to the tears or tear-ducts.

dacryadenalgia (*dak-re-ad-en-al'-je-ah*) [*dacry-*; ἀδήν, gland; ἄλγος, pain]. Pain in a lacrimal gland.

dacryadenitis (*dak-re-ad-en-i'-tis*). Same as *dacryoadenitis*.

dacryadenoscirrhus (*dak-re-ad-en-o-skir'-us*) [*dacry-*; ἀδήν, a gland; σκιῤῥός, hard]. An indurated tumor of the lacrimal gland.

dacryagogatresia (*dak-re-ag-o-gat-re'-ze-ah*) [*dacry-*; ἀγωγός leading; *atresia*]. Obstruction of a tear-duct.

dacryagogue, dacryagog (*dak'-re-a-gog*) [*dacry-*; ἀγωγός, leading]. 1. Inducing tears. 2. An agent causing a flow of tears.

dacrycystalgia (*dak-re-sis-tal'-je-ah*). See *dacryocystalgia*.

dacryelcosis (*dak-re-el-ko'-sis*) [*dacryo-*; ἕλκωσις, ulceration]. See *dacryohelcosis*.

dacrygelosis (*dak-re-jel-o'-sis*) [*dacry-*; γέλως, laughter]. Alternate weeping and laughing.

dacryoadenalgia (*dak-re-o-ad-en-al'-je-ah*). Dacryadenalgia.

dacryoadenitis (*dak-re-o-ad-en-i'-tis*) [*dacry-*; ἀδήν, a gland; ιτις, inflammation]. Inflammation of a lacrimal gland.

dacryoblennorrhea (*dak-re-o-blen-or-e'-ah*) [*dacryo-*; βλέννος, mucus; ῥοία, a flow]. Chronic inflammation and discharge of mucus from the lacrimal sac.

dacryocele (*dak'-re-o-sēl*). See *dacryocystocele*.

dacryocyst (*dak'-re-o-sist*) [*dacryo-*; *cyst*]. The lacrimal sac.

dacryocystalgia (*dak-re-o-sist-al'-je-ah*) [*dacryocyst*; ἄλγος, pain]. Pain in the lacrimal sac.

dacrocystitis (*dak-re-o-sis-ti'-tis*) [*dacryocyst*; ιτις, inflammation]. Inflammation of the lacrimal sac. **d. blennorrhoica,** purulent inflammation of the lacrimal sac. **d. phlegmonosa,** inflammation of the tissues composing the lacrimal sac and of the surrounding soft parts.

dacryocystitome (*dak-re-o-sis'-tit-ōm*). Same as *dacryocystotome*.

dacryocystoblennorrhea (*dak-re-o-sis-to-blen-or-e'-ah*) [*dacryocyst*; *blennorrhea*]. Chronic inflammation of the lacrimal sac with a muco-purulent discharge.

dacryocystocele (*dak-re-o-sist'-o-sel*) [*dacryo-*; κύστις, a sac; κήλη, hernia]. Protrusion of a lacrimal sac.

dacryocystoptosis (*dak-re-o-sis-top-to'-sis*) [*dacryo-*; κύστις, a cyst; πτῶσις, a falling]. Prolapse or downward displacement of a lacrimal sac.

dacryocystorhinostomy (*dak-re-o-sis-to-ri-nos'-to-me*) [*dacryocystitis*; ῥίς, ῥινος, nose; στόμα, mouth]. An intranasal operation for the cure of dacryocystitis.

dacryocystotome (*dak-re-o-sis'-to-tōm*). An instrument for dividing strictures of the lacrimal passages.

dacryocystotomy (*dak-re-o-sist-ot'-o-me*). Incision of the lacrimal sac.

dacryohelcosis (*dak-re-o-hel-ko'-sis*) [*dacryo-*; ἕλκωσις, ulceration]. Ulceration of the lacrimal sac or duct.

dacryohemorrhea, dacryohæmorrhœa (*dak-re-o-hem-or-e'-ah*) [*dacryo-*; αἷμα, blood; ῥοία, a flow]. The weeping of bloody tears.

dacryohemorrhysis (*dak-re-o-hem-or'-is-is*) [*dacryo-*; αἷμα, blood; ῥύσις, a flowing]. The weeping of bloody tears; a flow of blood from a lacrimal duct.

dacryoid (*dak'-re-oid*) [*dacryo-*; εἶδος, form]. Resembling a tear.

dacryolin (*dak'-re-o-lin*). The albuminous material in tears

dacryolite (*dak'-re-o-līt*). See *dacryolith*.

dacryolith (*dak'-re-o-lith*) [*dacryo-*; λίθος, a stone]. A calcareous concretion in the lacrimal passages.

dacryolithiasis (*dak-re-o-lith-i'-as-is*) [*dacryo-*; λίθος, a stone]. The morbid condition that is attended by the formation of dacryoliths; also, the presence of dacryoliths.

dacryoma (*dak-re-o'-mah*) [*dacryo-*; ὄμα, tumor]. 1. A lacrimal tumor. 2. Obstruction of the lacrimal puncta, causing epiphora.

dacryon (*dak'-re-on*). 1. A tear. 2. See under *craniometric point*.

dacryops (*dak'-re-ops*) [*dacryo-*; ὄψ, eye]. 1. Watery eye. 2. A cyst of the duct of a lacrimal gland.

dacryoptosis (*dak-re-op-to'-sis*) [*dacryo-*; πτῶσις, a falling]. 1. The falling or shedding of tears. 2. Dacryocystoptosis.

dacryopyorrhea (*dak-re-o-pi-or-e'-ah*) [*dacryo-*; *pyorrhea*]. Purulent lacrimation.

dacryopyosis (*dak-re-o-pi-o'-sis*) [*dacryo-*; πύον, pus]. Suppuration in the lacrimal apparatus.

dacryorrhea (*dak-re-or-e'-ah*) [*dacryo-*; ῥοία, a flow]. An excessive flow of tears.

dacryosolen (*dak-re-o-so'-len*) [*dacryo-*; σωλήν, pipe]. A lacrimal duct or canal.

dacryosolenitis (*dak-re-o-so-len-i'-tis*) [*dacryo-*; σωλήν, a pipe; ιτις, inflammation]. Inflammation of a lacrimal duct.

dacryostenosis (*dak-re-o-ste-no'-sis*) [*dacryo-*; στενός, narrow]. Stenosis or stricture of a lacrimal duct.

dacryosyrinx (*dak-re-o-sir'-inks*) [*dacryo-*; σύριγξ, pipe]. 1. A lacrimal fistula. 2. A syringe for use in the lacrimal ducts.

dacryuria (*dak-re-ū'-re-ah*) [*dacryo-*; οὖρον, urine]. The enuresis which accompanies weeping in cases of hysteria, fright, or nervousness.

dactyl (*dak'-til*) [δάκτυλος, a finger]. A digit; a finger or a toe.

dactylagra (*dak-til-a'-grah*) [*dactyl*; ἄγρα, seizure]. An attack of gout or rheumatism in the fingers.

dactylar (*dak'-til-ar*) [see *dactyl*]. Of, or pertaining to, a finger or toe.

dactylate (*dak'-til-āt*) [*dactyl*]. Resembling a finger. Possessing five rays or appendages.

dactylic (*dak-til'-ik*). Pertaining to a finger or a toe.

dactyliferous (*dak'-til-if-er-us*) [*dactyl; ferre*, to bear]. 1. Having fingers or finger-like parts, organs, or appendages. 2. [δάκτυλος, a date, so called because shaped like a dactyl.] Date-bearing, as *Phœnix dactylifera*, the date-palm.

dactylion (*dak-til'-e-on*). See *syndactylism*.

dactylitis (*dak-til-i'-tis*) [*dactyl; ιτις*, inflammation]. Inflammation of a finger or a toe. **d. syphilitica**, a rare tertiary-syphilitic affection of the fingers and toes, consisting of a gummatous infiltration of the subcutaneous connective tissue and of the fibrous portions of the joints and bones. It is accompanied by great deformity, and should be distinguished from a similar affection of the muscular tissues, called by Lewin phalangitis syphilitica. Syn., *paronychia syphilitica*.

SYPHILITIC DACTYLITIS.

dactylocampsodynia (*dak-til-o-kamp-so-din'-e-ah*) [*dactyl; κάμψις*, a bending; *ὀδύνη*, pain]. Painful flexion of the fingers or toes.

dactylogram (*dak-til'-o-gram*) [*dactyl; γράμμα*, a mark]. A finger print, generally used for purposes of identification.

dactylograph (*dak-til'-o-graf*) [*dactyl; γράφειν*, to write]. 1. A "typewriter;" a writing machine operated by the fingers. 2. A keyboard instrument for the purpose of communication between blind deaf-mutes.

dactylographer's cramp (*dak-til-og'-raf-ur*) [see *dactylograph*]. Type-writer's cramp.

dactylogryposis (*dak-til-o-grip-o'-sis*) [*dactyl; γρυπός*, curved]. Abnormal curvature of the fingers or toes.

dactyloid (*dak'-til-oid*) [*dactyl; εἶδος*, form]. Resembling a finger.

dactylology (*dak-til-ol'-o-je*) [*dactyl; λόγος*, speech]. Conversation or talking by the fingers.

dactylolysis (*dak-til-ol'-is-is*) [*dactyl; λύσις*, loosening]. The falling off of a finger or toe. **d. spontanea.** See *ainhum*.

dactylomegaly (*dak-til-o-meg'-al-e*) [*dactyl; μέγας*, large]. A condition in which one or more of the fingers or toes is abnormally large.

dactyloscopy (*dak-til-os'-ko-pe*) [*dactyl; σκοπεῖν*, to examine]. Examination of finger prints, employed as a means of identification.

dactylose, dactylous (*dak'-til-ōs,- us*). See *dactylate*.

dactylospasm (*dak-til-o-spasm'*) [*dactyl; σπασμός*, a spasm]. Spasm of a digit.

dactylosymphysis (*dak-til-o-sim'-fis-is*) [*dactyl; σύν*, together, *φύειν*, to grow]. Syndactylism.

dactylotheca (*dak-til-o-the'-kah*) [*dactyl; θήκη*, a case]. See *finger-cot*.

dactylus (*dak'-til-us*) [see *dactyl*]. 1. A finger or toe. 2. A toe, in opposition to *digitus*, a finger.

dadyl (*dad'-il*). A camphene produced by the action of lime on artificial camphor.

dæmonoma'nia. See *demonomania*.

Dæmonorops (*de-mon'-o-rops*) [*δαίμων*, a devil; *ῥώψ*, a shrub]. A genus of plants of the order *Palmæ*. The inspissated juice of *D. draco*, a palm of Malaya, constitutes the finest dragon's-blood. *D. grandis*, of same habitat, affords a variety of dragon's-blood.

Daffy's elixir [Thomas *Daffy*, Englishman, 1680–]. A compound aromatic tincture of senna.

D. A. H. Abbreviation of *disordered action of the heart*.

dahlia (*dahl'-ya*) [*Dahl*, a Swedish botanist]. A genus of composite plants. The roots of several species are edible, diuretic, diaphoretic, and carminative, and furnish a purple coloring-matter. The bulbs of *D. variabilis*, a Mexican species, yield white inulin. **d.-paper**, a purple test-paper made from some species of *dahlia*; acids change its color to red and alkalies to green. **d.-violet.** See *pyoktanin, blue*.

dahlin (*dah'-lin*). 1. An anilin dye obtained by the action of ethyl iodide on mauvein. It gives a reddish-purple color. 2. A form of inulin obtained from the roots of *Inula helenium*. See *inulin*. Syn., *allantin; menyanthin; sinistrin; syantherin*.

Dakin's solution (*dā'-kin*) [Henry D. *Dakin*, English chemist, 1880–]. "140 Gm. of dry sodium carbonate, or 400 Gm. of the crystallized salt (washing soda), are dissolved in 12 liters of tap water, and 200 Gm. of chloride of lime (chlorinated lime) of good quality are added. The mixture is well shaken and, after half an hour the clear liquid is siphoned off from the precipitate of calcium carbonate and filtered through a plug of cotton; 40 Gm. of boric acid are added to the clear filtrate, and the solution is ready for use. The solution should not be kept longer than a week" (Dakin).

dakryon (*dak'-re-on*). See *dacryon*.

dakryops (*dak'-re-ops*). Same as *dacryops*.

Dalbergia (*dal-bur'-je-ah*). A genus of tropical leguminous, papilionaceous plants. The raspings of the wood of *D. sissoo* (India and Afghanistan) are used as an alterative. An infusion of the bark of *D. sympathetica* (E. Indies) is administered in dyspepsia; the leaves are applied externally in leprosy and other cutaneous diseases, and internally as an alterative. The seeds yield an oil used in rheumatism, and the milky juice of the root is applied to ulcers.

Dalby's carminative. An old empirical carminative and mildly opiate mixture, answering nearly to the *mistura carminativa* of the National Formulary. It contains about two and a half minims of tincture of opium to the fluidounce.

Dallas' operation (*dal'-as*). *For radical cure of inguinal and femoral hernia;* after a transverse incision through the integument a special instrument is introduced to produce abrasion of the hernial canal; the instrument is then withdrawn, and the external wound sealed with iodoform collodion and a compress applied. The canal is obliterated by the resulting inflammatory action.

Dalrymple's disease [John *Dalrymple*, Scotch ophthalmologist, 1804–1852]. Cyclokeratitis. **D.'s sign.** See *Stellwag's sign*.

Dalton's law, Dalton-Henry's law [John *Dalton*, English physicist and chemist, 1766–1844, Joseph *Henry*, American physicist, 1797–1878]. Although the volume of a gas absorbed by a liquid remains constant, the weight (volume multiplied by the density) of the absorbed gas rises and falls in proportion to its pressure.

Daltonian (*dal-ton'-e-an*). 1. Pertaining to John Dalton. 2. A color-blind person.

daltonism (*dal'ton-ism*). Color-blindness.

dam. See *rubber-dam*.

damar, damaria (*dam'-ar; a'-re-ah*). See *dammar*.

damiana (*dam-e-an'-ah*). The leaves of *Turnera aphrodisiaca*, found in Mexico and lower California; a stimulant tonic and aphrodisiac. The basis of a great number of quack remedies. Dose of *extract* 2–10 gr. (0.13–0.65 Gm.); of *fluidextract* 10 min.–1 dr. (0.65–4.0 Cc.); of *leaves* 1 oz. (3 Cc.) daily.

dammar (*dam'-ar*) [Hind., *dāmar*, resin]. A gum or resin produced by various species of *dammara* and other trees. Syn., *damar; dammaria; resina damara.* **d., true,** is obtained from the *Dammara orientalis*, a coniferous tree indigenous in the East Indies, and also from *Dammara australis*, in New Zealand. **d.-varnish,** a mounting medium used in microscopy; it is made by adding 10 parts of white dammar to 20 parts of benzene, decanting after 24 to 48 hours, and adding 4 parts of pure oil of turpentine.

dammaran (*dam'-ar-an*). A neutral resin obtained from dammar.

dammarin (*dam'-ar-in*). A resin extracted from dammar.

Damoiseau's curve (*dam-wah-zo'*) [Louis Hyacinthe Céleste *Damoiseau*, French physician, 1815–1891]. See *Ellis' sign*.

damper (*damp'-er*) [ME., *dampen*, to choke]. A device attached to a galvanometer to control the secondary currents.

Dana's operation (*da'-ner*) [Charles Loomis *Dana*, American neurologist, 1852–]. Resection of the posterior spinal nerve roots for spastic paralysis, etc.

Dance's sign [Jean Baptiste Hippolyte *Dance*, French physician, 1797–1832]. A depression about the right flank or iliac fossa, regarded by Dance as indicating invagination of the cecum.

dance, St. Vitus'. See *chorea*.

dancing disease. See *tarantism*.

dancing mania. See *choromania*.

dandelion (*dan'-de-li-on*) See *taraxacum*.

dandruff, dandriff (*dan'-druf, -drif*) [origin unknown]. The scurf or scales formed upon the scalp in seborrhea.

dandy fever (*dan'-de*). See *dengue*.

dangerous area of the scalp (*dān'-jer-us*). The space between the aponeurosis of the occipitofrontalis and the pericranium.

Daniell (*dan'-yel*) [John Frederic *Daniell*, English physicist, 1790–1845]. A unit of electrical measurement equal to 1.124 volts. **D. cell,** positive element, zinc; negative element, copper; exciting agent, zinc sulphate; depolarizing agent, cupric sulphate; E. M. F., 1.0–1 14 volts.

Danielssen's disease (*dan'-e-el-sen*) [Daniel Cornelius *Danielssen*, Norwegian physician, 1815–1894]. Anesthetic leprosy.

dansomania (*dan-so-ma'-ne-ah*). See *choromania*.

danta (*dan'-tah*) [Sp.]. The powdered hoofs of the American tapir, *Tapirus americanus;* employed as a sudorific.

Danysz bacillus (*dan'-is*). A bacillus which is probably the *Bacillus typhi murium*. **D.'s phenomenon,** when toxin is added to antitoxin in two fractions, a considerable time being allowed between the additions, the final mixture is more toxic than when the total amount is added all at once. **D. "102,"** a preparation of arsenobenzol reinforced with silver and antimony; see *luargol*.

Daphne (*daf'-ne*). See *mezereum*.

daphnetin (*daf'-net-in*) [*daphne*], $C_9H_8O_4 + H_2O$. A substance obtained by the decomposition of the glucoside *daphnin*. It crystallizes in yellow needles or prisms, melting at 255° C.

daphnin (*daf'-nin*) [δάφνη, laurel], $C_{15}H_{16}O_9 + 2H_2O$. A glucoside from the bark of some species of *daphne*.

daphnism (*daf'-nizm*). Poisoning by *Daphne mezereum*, or allied plants. It produces a hemorrhagic gastroenteritis with delirium and collapse.

Darby's prophylactic fluid (*dar'-be*). A solution of potassium hypochlorite.

D'Arcet's metal (*dar'-sa*). An alloy employed for filling teeth and in the making of dental plates. It consists of bismuth, 8 parts; lead, 5 parts; and tin, 3 parts. It fuses at 212° F.

Darier's disease (*dar-e-a'*) [F. J. *Darier*, French physician, 1856–]. Psorospermose folliculaire; keratosis follicularis.

dark-ground illumination. Instead of lighting a microscopic field from below, as usual, light is reflected from the side. The horizontal rays illuminate only the object to be examined, which appears bright on a dark ground.

Darkschewitsch's fibers (*dark'-she-vitsh*) [Livorius *Darkschewitsch*, Russian neurologist, 1858–]. A tract of nerve-fibers extending from the optic tract to the ganglion of the habenula. **D.'s nucleus,** a nucleus on each side of the median line in the gray matter near the junction of the Sylvian aqueduct with the third ventricle.

d'Arsonvalization (*dar-son-val-iz-a'-shun*). See *Arsonvalization*.

dartoic, dartoid (*dar-to'-ik, dar'-toid*) [*dartos;* εἶδος, likeness]. Resembling or consisting of the dartos; having slow, involuntary contractions, like the dartos

dartos (*dar'-tos*) [δαρτος, flayed]. The contractile musculofibrous layer beneath the skin of the scrotum. **d. muliebris,** a similar structure under the skin of the labia majora.

dartre (*dar'-tr*) [Fr.]. Any herpetic or other chronic skin-disease; a term vaguely used in French and the older English medical literature.

dartrous (*dar'-trus*) [Fr., *dartre*]. Of the nature of tetter or herpes; herpetic. **d. diathesis,** the predisposition to chronic skin diseases.



CHARLES R. DARWIN.

Darwin's ear [Charles Robert *Darwin*, English naturalist, 1809–1882]. A congenital deformity of the ear in which the helix is absent at the upper outer angle of the ear so that the free border forms a sharp point upward and outward. In another form a blunt point (*Darwin's tubercle*) projects from the upper portion of the helix toward the center of the ear.

darwinism (*dar'-win-izm*) [*Darwin*]. The doctrine that higher organisms have been developed from lower forms by the influence of natural selection.

dasetherapy (*das-e-ther'-a-pe*) [δάσος, forest; *therapy*]. Residence among pine and other balsamic trees, as a treatment for diseases.

date-disease. See *Aleppo boil*. **d.-fever.** Synonym of *dengue*.

datum-plane (*da'-tum-plān*). An assumed horizontal plane from which the measurements in craniometry are taken.

Datura (*da-tū'-rah*) [Hind., *dhatūrā*, a certain plant]. A genus of *Solanaceæ*, or nightshade family. *D. arborea* is a South American species; the leaves are used as an emollient. *D. ceratocaula* is indigenous to tropical America; its properties are similar to those of *D. stramonium*. *D. fastuosa* is found throughout the tropics of the old world. The root is administered by Mohammedan physicians in epilepsy. The fruit, seeds, and leaves are used in poultices for boils, carbuncles, and in the treatment of herpetic diseases. A tincture and decoction are given as a remedy for asthma. The plant is poisonous and soporific, and is used in India as an intoxicant, and by professional poisoners for killing newborn female infants. Cf. *Dhatureas*. *D. metel* possesses qualities similar to *D. fastuosa*. *D. sanguinea* is a South American species, the *floripondio* of Peru, from the seeds of which an intoxicating beverage called *tonga* is prepared. Taken alone and in large doses it produces furious delirium, but diluted is a soporific. The seeds are used in the preparation of an ointment. *D. stramonium* is the thorn-apple. See *stramonium*.

daturine (*dat'-ū-rēn* or *da-tu'-rēn*) [see *Datura*], $C_{17}H_{23}NO_3$. A poisonous alkaloid from *Datura stramonium*, identical with hyoscyamine and isomeric with atropine. It is employed in the treatment of mania, epilepsy, neuralgia, rheumatism, syphilis, cancer, pains, spasms, asthma, and as a hypnotic in insanity. Dose $\frac{1}{250}$–$\frac{1}{64}$ gr. (0.0003–0.001 Gm.). Treatment in case of poisoning; emetics, stomach-pump, castor-oil. **d. hydrochloride,** $C_{17}H_{23}NO_3HCl$. Uses and dose same as of daturine. **d., light,** hyoscyamine, obtained by Ladenburg from *Datura stramonium*. **d. sulphate,** $(C_{17}H_{23}NO_3)_2H_2SO_4$. Uses and dose same as of daturine.

daturism (*dat'-u-rizm*) [see *Datura*]. Stramonium-poisoning.

Daubenton's angle (*do-ban-ton(g)*) [Louis Jean Marie *Daubenton*, French physician, 1716–1799]. Occipital angle, in craniometry, that formed by the intersection of the basicranial axis and the plane of the occipital foramen. **D.'s line,** a line joining the opisthion and the projection of the lower border of the orbit. **D.'s plane,** in craniometry, that passing through opisthion and inferior borders of orbits.

dauciform (*daw'-si-form*). See *daucoid*.

daucoid (*daw'-koid*) [δαῦκον, the carrot; εἶδος, likeness]. Resembling a carrot; dauciform.

Daucus (*daw'-kus*) [δαῦκον, the carrot]. A genus of plants of the order *Umbelliferæ*. *D. carota*, the carrot, is a cultivated biennial indigenous to Europe and the Orient. The root contains sugar, starch, pectin, malic acid, albumin, a volatile oil, and a crystalline coloring-matter (*carotin*). The aromatic seeds (fruit) are diuretic and are used in dropsy and nephritic complaints. *D. gingidium*, a species indigenous to Europe and northern Africa, yields a gum-resin, bdellium siculum.

daughter (*daw'-ter*). A female child or descendant. **d.-cell.** See *cell, daughter-*. **d. chromosome,** one of the twin chromosomes produced by the dividing chromosome within the mother-cell. **d.-cyst.** See *cyst, daughter-*. **d.-nuclei.** See *karyokinesis*. **d. segment,** any segment or part produced by the division of a larger part. **d.-star,** an amphiaster. See *karyokinesis*.

Davaine's bacillus (*dav-ān'*) [Casimir Joseph *Davaine*, French physician, 1812–1882]. Bacillus anthracis.

Davainea madagascariensis (*da-va'-ne-ah*) [C. J. *Davaine*, French physician]. A tapeworm occurring in man, found in Madagascar and elsewhere

Davidsohn's sign (*da'-vid-son*) [Hermann *Davidsohn*, German physician, 1842–]. The illumination of the pupil obtained on placing an electric light in the mouth will be less marked on the side on which there is a tumor or empyema of the antrum of Highmore.

Daviel's operation (*dav-e-el'*) [Jacques *Daviel*, French oculist, 1696–1762]. Capsulotomy for extraction of cataract.

Davy's lever (*da'-ve*) [Richard *Davy*, English surgeon, 1838–]. A wooden sound which is inserted into the rectum for the purpose of making pressure on one of the iliac arteries; it is used to arrest hemorrhage

Davy's test for phenol (*da'-ve*) [Edmund William *Davy*, Irish physician, 1826–1899]. To 1 or 2 drops of the phenol solution add 3 or 4 drops of a solution of 1 part molybdic acid in 10 or more parts of concentrated sulphuric acid. A pale yellowish-brown coloration is produced, which passes to reddish-brown and then to a beautiful purple

day-blindness. See *nyctalopia* and *hemeralopia*.

daymare (*da'-mār*). A state of temporary distress and terror, resembling nightmare, but coming on when the patient is awake. It is thought to be due to a diseased state of the blood-vessels of the brain.

day-nursery. See *crèche*.

daysight (*da'-sīt*) See *hemeralopia*.

D. C. Abbreviation of *Doctor of Chiropractic*.

D. D. S. Abbreviation for *Doctor of Dental Surgery*.

de- [*de*, from, away] A prefix denoting down, away from, occasionally it has an intensive meaning.

deacidification (*de-as-id-if-ik-a'-shun*). The act or process of neutralizing an acid.

deactivation (*de-ak-tiv-a'-shun*). 1. The process of becoming inactive or of making inactive. 2. Loss of radioactivity.

dead (*ded*). 1. Without life; destitute of life. 2. Numb. **d.-born,** *still-born*. **d.-finger.** See *sphaceloderma* and *night-palsy*. **d.-house,** a morgue; an apartment in a public institution for keeping dead bodies. **d. nettle.** See *lamium*. **d. space:** (1) a cavity left after the closure of a

wound. (2), that space in the trachea, bronchi and air passages in general which contains air that does not reach the alveoli during respiration; it is said to be about 140 Cc. **d. voice,** a voice without nasal resonance; the nasal voice.

dead-birth. See *still-birth.*

deadly (*ded'-le*). Capable of causing death; fatal. **d. nightshade.** See *atropa,* and *belladonna.*

deaf (*def*) [AS., *deáf*]. Lacking the sense of hearing; impaired hearing. **d. fields,** two small triangular planes, converging toward the external auditory meatus, and in which the vibrating tuning-fork is not heard. **d.-mutism,** both deaf and dumb; the deafness may be congenital or acquired, and prevent the person from learning to speak. **d.-mutism, hysterical,** a condition of deaf-mutism of sudden development due to hysteria. **d-points,** some points near the ear where a vibrating tuning-fork cannot be heard.

deafness (*def'-nes*) [*deaf*]. The state of being deaf. Deafness may be due to disease of the external auditory canal, the middle ear, the internal ear, the auditory nerve, or the brain. **d., bass,** difficulty in hearing low tones. **d., boilermakers',** deafness resulting from working among machinery, and characterized by inability to hear ordinary conversation, while hearing power is increased amid loud noise. **d., cerebral,** that due to a brain-lesion. **d., cortical,** that due to disease of the cortical hearing centers. **d., mind, d., psychic,** inability to recognize the sounds heard, due to destruction of the central area of the auditory center. **d., paradoxic.** See *Willis's paracusis.* **d., speech-,** a variety of psychic deafness resembling word-deafness, except that the faculty of repeating and writing after dictation is not lost. **d., tone.** See *tone.* **d., word-.** See *d. psychic.*

dealbate (*de-al'-bāt*) [*dealbatus,* whitewashed]. In biology, coated with a fine white down or powder.

dealbation (*de-al-ba'-shun*) [see *dealbate*]. The process of being made white. Bleaching.

dealcoholization (*de-al-ko-hol-i-za'-shun*). The removal of alcohol from an object or compound used in microscopic technic. **d.-agent,** a liquid used for getting rid of the alcohol in preserved specimens, and to facilitate the penetration of paraffin in microtomy.

dealin (*de'-al-in*). Trade name of an antiseptic of sodium perborate, boric acid, magnesium carbonate, zinc oxide, starch, and talcum.

deambulation (*de-am-bu-la'-shun*) [*deambulare,* to take a walk]. Gentle exercise as by walking.

deamidase (*de-am-id-ās*). A ferment which acts on adenin and guanin.

deamidation (*de-am-id-a'-shun*) [*de-; amide*]. The conversion of amido-acids into oxyacids.

deaminase (*de-am'-in-ās*). An enzyme which causes the splitting off of an amino group from an organic compound.

deamination (*de-am-in-a-shun*). 1. Conversion of ammonium salts into urea. 2. Removal of the amino-group from amino-acids and its replacement by oxygen or a hydroxyl radical.

deaminization (*de-am-in-i-za'-shun*). Splitting up of an amino-acid into an ammonia compound, carbon dioxide and water.

deammoniated (*de-am-o'-ne-a-ted*) [*de,* from; *ammonium*]. Deprived of ammonia.

deanesthesiant (*de-an-es-the'-se-ant*) [*de,* from; *anesthesia*]. A means for arousing the system from a state of anesthesia.

deaquation (*de-ak-wa'-shun*) [*de,* from; *aqua,* water]. The act or process of removing water from a substance.

deargentation (*de-ar-jen-ta'-shun*) [*deargentare,* to plate with silver]. The process of silvering.

dearterialization (*de-ar-te-re-al-i-za'-shun*) [*de,* from; *arterialization*]. The transformation of the blood from the arterial to the venous state. Cf. *atmospherization.*

dearticulation (*de-ar-tik-u-la'-shun*). See *diarthrosis, disarticulation, dislocation.*

death (*deth*) [AS., *deáth*]. The cessation of life. **d., binsical,** death preceded by mania. **d., black,** a very fatal epidemic in Europe in the 14th century, called the "plague." It is estimated, 20,000,000 persons died. **d. causes of.** See table below. **d., local,** death of a part. **d., molar,** necrosis, gangrene. **d., molecular,** death of individual cells; ulceration. **d., muscular,** a state where the muscles no longer react to stimuli. **d. point,** the temperature above or below which microorganisms cannot live. **d.-rate,** the annual mortality per 1000. **d.-rattle,** the gurgling sound heard in the throat of a dying person. **d., signs of,** a tight ligature about a finger or toe will soon produce a livid tint if there is life. A cold mirror held before the mouth and nostrils may collect moisture, or a fleck of cotton-wool on the lips indicate an air-current and life. Other signs. Hypostasis in the most dependent parts, absence of delicate reflexes, corneal opacity, rigor mortis, and decomposition **d., somatic,** death of the whole organism.

DEATH, CAUSES (International List of).—Based on the Fourth Decennial Revision. (Courtesy of the Bureau of Census, Department of Commerce, 1931.) **The physician should enter**—(1) The principal cause of death, and related causes of importance, with date of onset of each cause. (2) Contributory causes of importance, with date of onset for each.

The principal cause is the disease or injury causing death The related causes are earlier morbid conditions, if any, related to the principal cause and any important complication or sequela of the principal cause. Under contributory causes of importance, name other important diseases or injuries. In naming the disease causing death it is urgently recommended that the exact names be employed, whenever they are applicable, and that no other terms be used instead. Thus, *always* write "Typhoid fever"; not sometimes "Typhoid fever," sometimes "Enteric fever," or "Typho-malarial fever," etc. Of course many diseases are not given in the list of titles of the International List, but only the most important ones. For others, any terms recommended by the Standard Nomenclature of Diseases and Pathological Conditions, Injuries, and Poisonings for the United States, Nomenclature of Diseases of the Royal College of Physicians, London, or the Nomenclature of Diseases and Conditions of Bellevue and Allied Hospitals, New York, may be used. Terms which are indefinite or otherwise undesirable, should never be used when a more definite statement can be given. "Heart failure," for example, is simply equivalent to cause of death unknown. "Convulsions," "Debility," "Old age," are terms of this character. Please aid in the improvement of our vital statistics by using only precise and definite terms.

I.—Infectious and Parasitic Diseases

1 Typhoid fever.
2. Paratyphoid fever.
3. Typhus fever.
4. Relapsing fever.
5. Undulant fever.
6. Smallpox.
7. Measles.
8. Scarlet fever.
9. Whooping-cough.
10. Diphtheria.
11. Influenza.
    (a) With respiratory complications specified.
    (b) Without respiratory complications specified.
12. Cholera.
13. Dysentery.
    (a) Amebic.
    (b) Bacillary.
    (c) Unspecified or due to other causes.
14. Plague.
    (a) Bubonic.
    (b) Pneumonic.
    (c) Septicemic.
    (d) Unspecified.
15. Erysipelas
16. Acute poliomyelitis and acute polioencephalitis.
17. Lethargic or epidemic encephalitis.
18. Epidemic cerebrospinal meningitis.
19. Glanders.
20. Anthrax (bacillus anthracis) malignant pustule.
21. Rabies.
22. Tetanus.
23. Tuberculosis of the respiratory system.
24. Tuberculosis of the meninges and central nervous system
25. Tuberculosis of the intestines and peritoneum.
26. Tuberculosis of the vertebral column.
27. Tuberculosis of the bones and joints (vertebral column excepted).
    (a) Tuberculosis of the bones.
    (b) Tuberculosis of the joints.
28. Tuberculosis of the skin and subcutaneous cellular tissue.
29. Tuberculosis of the lymphatic system (bronchial, mesenteric, and retroperitoneal glands excepted).
30. Tuberculosis of the genitourinary system.
31. Tuberculosis of other organs.
32. Disseminated tuberculosis.
    (a) Acute.
    (b) Chronic.
    (c) Unspecified.
33. Leprosy.
34. Syphilis.
35. Gonococcus infection and other venereal diseases.
36. Purulent infection, septicemia (nonpuerperal).
37. Yellow fever.
38. Malaria.
39. Other diseases due to protozoal parasites.
40. Ankylostomiasis.
41. Hydatid cysts.
    (a) Of the liver.
    (b) Of other organs.
42. Other diseases caused by helminths.
43. Mycoses.
44. Other infectious and parasitic diseases
    (a) Chicken-pox.
    (b) German measles.
    (c) Others under this title.

II.—Cancers and Other Tumors

45. Cancer and other malignant tumors of the buccal cavity and pharynx.
46. Cancer and other malignant tumors of the digestive tract and peritoneum.
47. Cancer and other malignant tumors of the respiratory system.
48. Cancer and other malignant tumors of the uterus.
49. Cancer and other malignant tumors of other female genital organs.
50. Cancer and other malignant tumors of the breast.
51. Cancer and other malignant tumors of the male genitourinary organs.
52. Cancer and other malignant tumors of the skin.
53. Cancer and other malignant tumors of other or unspecified organs.
54. Nonmalignant tumors.
    (a) Nonmalignant tumors of the ovary
    (b) Nonmalignant tumors of the uterus.
    (c) Nonmalignant tumors of other female genital organs.
    (d) Nonmalignant tumors of the brain.
    (e) Nonmalignant tumors of other organs.
55. Tumors of which the nature is not specified.
    (a) Tumors of the ovary (nature unspecified).
    (b) Tumors of the uterus (nature unspecified).
    (c) Tumors of other female genita organs (nature unspecified).
    (d) Tumors of the brain (nature unspecified).
    (e) Tumors of other organs (nature unspecified).

III.—Rheumatic Diseases, Nutritional Diseases, Diseases of the Endocrine Glands and Other General Diseases

56. Acute rheumatic fever.
57. Chronic rheumatism, osteoarthritis.
58. Gout.
59. Diabetes mellitus.
60. Scurvy.
61. Beriberi.
62. Pellagra.
63. Rickets.
64. Osteomalacia.
65 Diseases of the pituitary body.
66. Diseases of the thyroid and parathyroid glands.
    (a) Simple goiter.
    (b) Exophthalmic goiter.

(c) Myxedema and cretinism.
(d) Tetany.
(e) Other diseases of the thyroid and parathyroid glands.
67. Diseases of the thymus gland.
68. Diseases of the adrenals (Addison's disease, not specified as tuberculous).
69. Other general diseases.

IV.—Diseases of the Blood and Blood-making Organs

70. Hemorrhagic conditions.
(a) Primary purpuras.
(b) Hemophilia.
71. Anemias.
(a) Pernicious anemia.
(b) Other anemias.
72. Leukemias and pseudoleukemias.
(a) True leukemias.
(b) Pseudoleukemias (Hodgkin's disease).
73. Diseases of the spleen.
74 Other diseases of the blood and blood-making organs.

V.—Chronic Poisonings and Intoxications

75. Alcoholism (acute or chronic).
76. Chronic poisoning by other organic substances.[1]
(a) Occupational.
(b) Other chronic poisoning by organic substances.
77. Chronic poisoning by mineral substances.[1]
(a) Lead.
(b) Occupational (except lead).
(c) Other chronic poisoning by mineral substances.

VI.—Diseases of the Nervous System and of the Organs of Special Sense

78 Encephalitis (nonepidemic).
79 Meningitis.
(a) Simple meningitis.
(b) Nonepidemic cerebrospinal meningitis.
80. Progressive locomotor ataxia (tabes dorsalis)
81. Other diseases of the spinal cord.
82. Cerebral hemorrhage, cerebral embolism and thrombosis.
(a) Cerebral hemorrhage.
(b) Cerebral embolism and thrombosis.
(c) Softening of the brain.
(d) Hemiplegia and causes unspecified.
83. General paralysis of the insane.
84. Dementia præcox and other psychoses.
85. Epilepsy.
86. Convulsions (under 5 years of age).
87. Other diseases of the nervous system.
(a) Neuralgia and neuritis.
(b) Other diseases of the nervous system.
88. Diseases of the organs of vision.
89. Diseases of the ear and of the mastoid process.

[1] See list of industrial poisonings, p. 14.

(a) Diseases of the ear.
(b) Diseases of the mastoid process.

VII.—Diseases of the Circulatory System

90. Pericarditis.
91. Acute endocarditis.
(a) Specified as acute.
(b) Unspecified (under 45 years of age).
92. Chronic endocarditis, valvular diseases.
(a) Endocarditis, specified as chronic, and other valvular diseases.
(b) Endocarditis, unspecified (45 years and over).
93. Diseases of the myocardium.
(a) Acute myocarditis.
(b) Myocarditis, unspecified (under 45 years of age).
(c) Chronic myocarditis and myocardial degeneration.
(d) Unspecified.
94. Diseases of the coronary arteries and angina pectoris.
(a) Angina pectoris.
(b) Diseases of the coronary arteries
95. Other diseases of the heart.
(a) Functional diseases of the heart.
(b) Other and unspecified.
96. Aneurysm (except of the heart).
97. Arteriosclerosis (diseases of the coronary arteries excepted).
98. Gangrene.
99. Other diseases of the arteries.
100. Diseases of the veins (varices, hemorrhoids, phlebitis, etc.).
101. Diseases of the lymphatic system (lymphangitis, etc.).
102. Idiopathic anomalies of the blood-pressure.
103. Other diseases of the circulatory system.

VIII.—Diseases of the Respiratory System

104. Diseases of the nasal fossæ and annexæ.
(a) Diseases of the nasal fossæ.
(b) Others under this title.
105. Diseases of the larynx.
106. Bronchitis.
(a) Acute.
(b) Chronic.
(c) Unspecified (under 5 years of age).
(d) Unspecified (5 years and over).
107. Bronchopneumonia (including capillary bronchitis).
(a) Broncho-pneumonia.
(b) Capillary bronchitis.
108. Lobar pneumonia.
109. Pneumonia, unspecified.
110. Pleurisy.
111. Congestion, edema, embolism, hemorrhagic infarct, and thrombosis of the lungs.
(a) Pulmonary embolism and thrombosis.
(b) Others under this title.
112. Asthma.
113. Pulmonary emphysema.

114. Other diseases of the respiratory system (tuberculosis excepted).
   (*a*) Chronic interstitial pneumonia, including occupational diseases of the respiratory system.
   (*b*) Others, including gangrene of the lung.

IX.—Diseases of the Digestive System

115. Diseases of the buccal cavity and annexa and of the pharynx and tonsils (including adenoid vegetations).
   (*a*) Diseases of the pharynx and tonsils.
   (*b*) Others under this title.
116. Diseases of the esophagus.
117. Ulcer of the stomach and duodenum.
   (*a*) Ulcer of the stomach.
   (*b*) Ulcer of the duodenum.
118. Other diseases of the stomach (cancer excepted).
119. Diarrhea and enteritis (under 2 years of age).
120. Diarrhea and enteritis (2 years and over).
121. Appendicitis.
122. Hernia, intestinal obstruction.
   (*a*) Hernia.
   (*b*) Intestinal obstruction.
123. Other diseases of the intestines.
124. Cirrhosis of the liver.
   (*a*) Specified as alcoholic.
   (*b*) Not specified as alcoholic.
125. Other diseases of the liver (including yellow atrophy of liver).
   (*a*) Yellow atrophy of liver.
   (*b*) Others under this title.
126. Biliary calculi.
127. Other diseases of the gall-bladder and biliary passages.
128. Diseases of the pancreas.
129. Peritonitis, cause not specified.

X.—Diseases of the Genitourinary System

130. Acute nephritis (including unspecified under 10 years of age).
131. Chronic nephritis.
132. Nephritis, unspecified (10 years and over).
133. Other diseases of the kidneys and ureters (puerperal diseases excepted).
134. Calculi of the urinary passages.
135. Diseases of the bladder (tumors excepted).
136. Diseases of the urethra, urinary abscess, etc.
   (*a*) Stricture of the urethra.
   (*b*) Others under this title.
137. Diseases of the prostate.
138. Diseases of the male genital organs, not specified as venereal.
139. Diseases of the female genital organs, not specified as venereal.
   (*a*) Cysts of the ovary.
   (*b*) Other diseases of the ovaries and diseases of the tubes and parametrium.
   (*c*) Diseases of the uterus.
   (*d*) Nonpuerperal diseases of the breast (cancer excepted).
   (*e*) Other diseases of the female genital organs.

XI.—Diseases of Pregnancy, Childbirth, and the Puerperal State

Note.—The term "puerperal" is intended to include pregnancy, parturition, and lactation. Whenever parturition or miscarriage has occurred within one month before the death of the patient, the fact should be certified, even though childbirth may not have contributed to the fatal issue. Whenever a woman of child-bearing age, especially if married, is reported to have died from a disease which might have been puerperal, the local registrar should require an explicit statement from the reporting physician as to whether the disease was or was not puerperal in character. The following diseases and symptoms are of this class:

Abscess of breast.	Metrorrhagia.
ovary.	Nephritis.
Acute nephritis.	Pelvic abscess.
Albuminuria.	Pelviperitonitis.
Cellulitis.	Peritonitis.
Coma.	Phlebitis.
Convulsions.	Phlegmasia alba dolens.
Eclampsia.	Pyelitis.
Embolism.	Pyemia.
Endometritis.	Pyonephrosis.
Gastritis.	Salpingitis.
Hemorrhage (uterine or unqualified).	Septicemia.
	Sudden death.
Lymphangitis.	Tetanus.
Metritis.	Thrombosis.
Metroperitonitis.	Uremia.

Physicians are requested always to write "Puerperal" before the above terms and others that might be puerperal in character, or to add in parentheses "(Not puerperal)," so that there may be no possibility of error in the compilation of the mortality statistics; also to respond to the requests of the local registrars for additional information when, inadvertently, the desired data are omitted. The value of such statistics can be greatly improved by cordial cooperation between the medical profession and the registration officials. If a physician will not write the true statement of puerperal character on the certificate, he may privately communicate that fact to the local or State registrar or write the number of the International List under which the death should be compiled, e. g., "Peritonitis (145(*a*))."

140. Abortion with septic conditions.
141. Abortion without mention of septic conditions (to include hemorrhages).
142. Ectopic gestation.
   (*a*) With septic conditions specified.
   (*b*) Without mention of septic conditions.
143. Other accidents of pregnancy (not to include hemorrhages).
144. Puerperal hemorrhage.

(*a*) Placenta prævia.
(*b*) Other puerperal hemorrhages.
145. Puerperal septicemia (not specified as due to abortion).
(*a*) Puerperal septicemia and pyemia.
(*b*) Puerperal tetanus.
146. Puerperal albuminuria and eclampsia.
147. Other toxemias of pregnancy.
148. Puerperal phlegmasia alba dolens, embolus, sudden death (not specified as septic).
149. Other accidents of childbirth.
(*a*) Cesarean operation.
(*b*) Others under this title.
150. Other and unspecified conditions of the puerperal state.

XII.—Diseases of the Skin and Cellular Tissue

151. Furuncle, carbuncle.
152. Phlegmon, acute abscess.
153. Other diseases of the skin and annexa, and of the cellular tissue.

XIII.—Diseases of the Bones and Organs of Locomotion

154. Osteomyelitis.
155. Other diseases of the bones (tuberculosis excepted).
156. Diseases of the joints and other organs of locomotion.
(*a*) Diseases of the joints (tuberculosis and rheumatism excepted).
(*b*) Diseases of other organs of locomotion.

XIV.—Congenital Malformations

157. Congenital malformation (still-births not included).
(*a*) Congenital hydrocephalus.
(*b*) Spina bifida and meningocele.
(*c*) Congenital malformations of the heart.
(*d*) Other congenital malformations.

XV.—Diseases of Early Infancy

158. Congenital debility.
159. Premature birth.
160. Injury at birth.
(*a*) Cesarean operation.
(*b*) Without Cesarean operation.
161. Other diseases peculiar to early infancy.
(*a*) Atelectasis.
(*b*) Icterus of the new-born.
(*c*) Sclerema.
(*d*) Others under this title.

XVI.—Senility

162. Senility.

XVII.—Violent and Accidental Deaths

All violent or accidental deaths should be included under the headings 163 to 198 so that all deaths without exception are included under one or other of the 200 rubrics of the list.

Coroners, medical examiners, and physicians who certify to deaths from violent causes should always clearly indicate the fundamental distinction of whether a death was due to accident, suicide, or homicide, and then state the means or instrument of death. The qualification "probably" may be added when necessary. Where a death was due to accidental injury, specify whether the injury occurred in industry, in the home, or in a public place.

163. Suicide by solid or liquid poisons or by absorption of corrosive substances.
164. Suicide by poisonous gas.
165. Suicide by hanging or strangulation.
166. Suicide by drowning.
167. Suicide by firearms.
168. Suicide by cutting or piercing instruments.
169. Suicide by jumping from high places.
170. Suicide by crushing.
171. Suicide by other means.
172. Infanticide (murder of infants less than 1 year of age).
173. Homicide by firearms.
174. Homicide by cutting or piercing instruments.
175. Homicide by other means.
176. Attack by venomous animals.
177. Poisoning by food
178. Accidental absorption of poisonous gas.
179. Other acute accidental poisonings (gas excepted).
180. Conflagration.
181. Accidental burns (conflagration excepted).
182. Accidental mechanical suffocation.
183. Accidental drowning.
184. Accidental traumatism by firearms (wounds of war excepted).
185. Accidental traumatism by cutting or piercing instruments (wounds of war excepted).
186. Accidental traumatism by fall, crushing, landslide.
(*a*) Accidental traumatism by fall.
(*b*) Accidental traumatism by crushing, landslide.
187. Cataclysm (all deaths attributed to a cataclysm regardless of their nature).
188. Injuries by animals.
189. Hunger and thirst.
190. Excessive cold.
191. Excessive heat.
192. Lightning.
193. Accidents due to electric currents.
194. Other accidents.
(*a*) Foreign bodies.
(*b*) Others under this title.
195. Violent deaths of which the nature (accident, suicide, homicide) is unknown.
196. Wounds of war.
197. Execution of civilians by belligerent armies.
198. Legal executions.

XVIII.—Ill-defined Causes of Death

199. Sudden death.
200. Cause of death not specified or ill-defined.
(*a*) Ill-defined.
(*b*) Not specified or unknown.

deauration (*de-aw-ra'-shun*) [*deaurare*, to gild]. The act or process of gilding.

debilitant (*de-bil'-it-ant*) [*debilitare*, to weaken]. 1. An agent allaying excitement. 2. Weakening.

debility (*de-bil'-it-e*). See *asthenia*. **d., nervous.** See *neurasthenia*.

Debout's pills (*deb-boo'*) [Emile *Debout*, Belgian physician, 1811–1865]. A headache pill, containing extract of colchicum gr. 1¼, quinine sulphate gr. 1½, and powdered digitalis gr. ½.

Debove's disease (*de-boov'*) [Maurice Georges *Debove*, French physician, 1845–1920]. Splenomegaly. **D.'s membrane**, the basement membrane of the mucosa of the trachea, bronchi, and intestinal tract.

débridement (*da-brēd-mon(g)*) [Fr.]. 1. Enlarging a wound or hernia in operating. 2. Slitting of any constricting tissue or band. 3. Excision of infected or devitalized tissue.

débris (*da'-bre*) [Fr.]. Soft foreign material loosely attached to the surface of a tooth.

deca- (*dek-a-*) [δέκα, ten]. Ten; prefixed to the units of weight, capacity, and length in the metric system, it signifies a measure ten times as large as the unit. See *metric system*.

decagram (*dek'-a-gram*) [δέκα, ten; *gram*]. Ten grams or 154.32349 gr., 0.353 ounce avoirdupois, or 0.3215 ounce troy. See *metric system*.

decalcification (*de-kal-sif-ik'-a-shun*) [*de*, priv.; *calx*, lime; *facere*, to make]. The withdrawal of the lime-salts of bone.

decalcify (*de-kal'-sif-i*) [see *decalcification*]. To remove lime-salts from tissues.

decalcifying fluid (*de-kal'-sif-i-ing flu-id*). A solution for depriving tissue of calcium salts. Chromic acid 1 Gm., water 200 Cc., than add 2 Cc. nitric acid. **d. food**, one from which all magnesium has been removed.

decaliter, decalitre (*dek-a-le'-ter*) [δέκα, ten; *liter*]. Ten liters, or 2½ imperial gallons, or 2.64 U. S. gallons. See *metric system*.

decalvant (*de-kal'-vant*) [*decalvare*, to make bald]. Destroying hair.

decameter, decametre (*dek'-a-me-ter*) [δέκα, ten; *eter*]. Ten meters or 393.7 English inches, or 32.8 feet. See *metric system*.

decane (*dek'-ān*) [δέκα, ten], $C_{10}H_{22}$. A hydrocarbon of the paraffin series.

decannulation (*de-kan-u-lā'-shun*) [*de-*; *cannula*]. The removal of a cannula or tube, as after a tracheotomy.

decantation (*de-kan-ta'-shun*) [*de*, down; *cantus*, a side]. The operation of removing the supernatant fluid from a sediment.

decapitation (*de-kap-it-a'-shun*) [*de*, from; *caput*, head]. The act of beheading, especially as performed on the fetus when other means of delivery have failed.

decapitator (*de-kap'-it-a-tor*) [*de*, from; *caput*, head]. An instrument used in performing decapitation.

decapsulation (*de-kap-sū-la'-shun*). Removal of a capsule; especially of the capsule of the kidney.

decarbonated (*de-kar'-bon-a-ted*). Deprived of carbon dioxide.

decarbonization, decarburation, decarburization (*de-kar-bon-i-za'-shun, de-kar-bū-ra-shun, de-kar-bū-ri-za'-shun*). Freeing a substance from carbon.

decarboxylization (*de-kar-boks-il-i-za'-shun*). The splitting up of an amino-acid into an amine and CO_2.

decay (*de-ka'*) [*de*, down; *cadere*, to fall]. 1. Putrefactive change. 2. The ultimate katabolic state; decline of life, or of health.

decemcostate (*de-sem-kos'-tāt*) [*decem*, ten; *costa*, a rib]. Having ten ribs.

decemfid (*de'-sem-fid*) [*decem; findere*, to divide]. Cut into ten parts.

decemipara (*de-sem-ip'-ar-ah*) [*decem; parere*, to bring forth]. A woman pregnant for the tenth time.

decentered (*de-sent'-erd*) [*de*, from; *center*]. Out of common center; said of lenses as to focus, or of masses as to equilibrium, etc.

decentration (*des-sen-tra'-shun*) [see *decentered*]. Removal from a center.

decerebrated (*de-ser'-e-bra-ted*). Decerebrized.

decerebrize (*de-ser'-e-brīz*) [*de*, from; *cerebrum*]. To remove the brain, as of a frog, in physiological experiments; decerebrate.

decholin (*de'-ko-lin*). Trade name of a preparation containing sodium dehydrocholate.

dechloridation (*de-klo-rid-a'-shun*). A diet without salt, with the object of reducing the quantity of chlorides in the body tissues and fluids.

dechloruration (*de-klor-ū-ra'-shun*). The producing of decreased excretion of chlorides in the urine by means of dechloridation.

deci- (*des-e-*) [*decem*, ten]. A prefix, which, joined to the metric units of length, capacity, and weight, signifies a measure one-tenth as large as the unit. See *metric system*.

decidua (*de-sid'-ū-ah*) [*deciduus*, falling off]. The mucous membrane which lines the uterus and surrounds the ovum during pregnancy. Syn., *decidua membrana; decidua tunica*. **d. basalis.** Same as *d. serotina*. **d. capsularis**, same as *d. reflexa*. **d., catamenial.** See *d., menstrual*. **d., epichorial.** See *d. reflexa*. **d. graviditatis**, the menstrual decidua during pregnancy. **d., interuteroplacental.** See *d. serotina*. **d. membrana.** See *decidua*. **d., menstrual**, the outer layer of the uterine mucosa which is shed during menstruation. In membranous dysmenorrhea it is discharged in pieces before disintegration. Syn., *catamenial decidua*. **d. placentalis subchorialis**, the layer of the maternal placenta lying next the chorion. Syn. *decidua subchorialis*. **d. reflexa**, that part of the decidua growing about the ovum and inclosing it as a sac. **d. serotina**, that part of the decidua vera upon which the ovum lies, and from which the placenta is subsequently formed. **d. serotina, glandular.** See *d. serotina, uterine*. **d. serotina, placental**, that portion of decidua serotina which is in contact with the parts of cotyledons of the placenta, as distinguished from the uterine decidua serotina. **d. serotina, uterine**, the outer layer of the decidua serotina; the glandular decidua serotina. **d. subchorialis.** See *d. placentalis subchorialis*. **d. tuberosa et polyposa**, a form of decidual endometritis characterized by a roughened condition and polypoid growths of the uterine mucosa. **d. vera**, the thickened, vascular, spongy mucous membrane of the gravid uterus.

decidual (*de-sid'-ū-al*). Belonging to the decidua. **d. cells**, a proliferation of young connective-tissue cells above the uterine glands, taking place after the ovum is impregnated, and producing an hypertrophy of the mucous membrane of the uterus. **d. endometritis**, see *endometritis*.

deciduation (*de-sid-ū-a'-shun*). The act or process of dropping off or shedding.

deciduitis (*de-sid-ū-ī'-tis*). Inflammation of the decidual membranes of the gravid uterus.

deciduoma (*de-sid-ū-o'-mah*) [*decidua*; ὄμα, a tumor: *pl.*, *deciduomata*]. An intrauterine tumor containing decidual relics, and believed to arise from some hyperplasia of a retained portion of the decidua. By some it is considered a sarcoma **d. malignum**, a variety of uterine sarcoma first described by Saenger, which in its microscopic characters strongly resembles decidual tissues. Syn., *choroioepithelioma malignum; sarcoma deciduocellulare; syncytioma malignum*.

deciduosarcoma (*de-sid-ū-o-sar-ko'-mah*). See *deciduoma malignum*.

deciduous (*de-sid'-ū-us*) [*de*, away from; *cadere*, to fall]. Falling off. **d. teeth**, the temporary teeth or milk-teeth

decigram (*des'-e-gram*) [*decimus*, tenth; *gram*]. One-tenth of a gram or 1.54 gr. troy. See *metric system*.

deciliter (*des'-e-le-ter*) [*decimus*, tenth; *liter*]. One-tenth of a liter, or 3.52 English fluidounces or 3.38 U. S. fluidounces. See *metric system*.

decimeter (*des'-e-me-ter*) [*decimus*, tenth; *meter*]. One-tenth of a meter; or 3.937 inches. See *metric system*

decinormal (*des-e-nor'-mal*) [*desi-; norma*, normal]. Having one-tenth the strength of the normal.

decipara (*de-sip'-ar-ah*) [*decem*, ten; *parere*, to bring forth]. A woman pregnant for the tenth time.

declination (*dek-lin-a'-shun*) [*declinе*]. The dip of the magnetic needle.

declinator (*dek'-lin-a-tor*) [*decline*]. An instrument for holding the dura apart during trephining.

decline (*de-klīn*) [*declinare*, to bend]. 1. A gradual decrease, as of a fever. 2. A wasting away of the bodily strength. 3. A popular term for *pulmonary tuberculosis*.

declive (*de-klīv'*) [*declivis*, sloping]. 1. A lower or descending part. 2. See *declivis cerebelli*.

declivis cerebelli (*de-klī'-vis ser-e-bel'-i*) [L.]. The sloping posterior aspect of the monticulus.

decoction (*de-kok'-shun*) [*decoquere*, to boil down]. A liquid preparation obtained by boiling vegetable substances in water.

decoctum (*de-kok'-tum*) [L.: *pl.*, *decocta*]. A decoction

decollation (*de-kol-a'-shun*). See *decapitation*.

decollator (*de-kol'-a-tor*) [*decollare*, to behead]. An instrument for fetal decapitation.

decollement (*da-kol-mong'*). The separation of two structures normally adherent.

decolorant (*de-kul'-or-ant*) [*de*, priv.; *color*]. An agent for the altering or removal of color.

decoloration (*de-kul-or-a'-shun*) [*decolorare*, to deprive of color]. Removal of color.

decolorize (*de-kul'-or-īz*) [*decolorare*, to deprive of color]. To remove the excess of coloring-matter from stained histological preparations, for purposes of differentiation.

decombustion (*de-kom-bust'-yun*). See *deoxidation*.

decompensation (*de-kom-pen-sa'-shun*) [*de*, priv.; *compensare*, to compensate]. Failure of compensation (as of the circulation or of the heart).

decomposability (*de-kom-po-za-bil'-it-e*) [*de*, from; *componere*, to compose]. Capability of being decomposed.

decompose (*de-kom-pōz'*). 1. To cause a compound to break up into its simpler constituents. 2. To undergo putrefaction.

decomposition (*de-kom-po-sish'-un*) [*decomponere*, to decompose]. 1. The separation of the component principles of a body. 2. Putrefactive fermentation. **d. double**, when two substances mutually react upon each other with formation of new substances.

decompression (*de-kom-presh' un*). The removal of compression or pressure. **d. injury**, injury from the effects of a sudden vacuum. See *caisson disease*.

decongestive (*de-kon jes'-tiv*) [*de*, from; *congerere*, to bring together] Relieving congestion.

decortication (*de-kor-tik-a'-shun*) [*de*, from; *cortex*, the bark]. 1. The stripping of the bark or husk of a plant. 2. The stripping off of portions of the cortical substance of the brain from the summits of the gyri. 3. Decapsulation, as of the kidney. 4. Removal of the cortex of any viscus. **d. pulmonary**, pleurectomy.

decostate (*de-kos'-tāt*) [*de*, from; *costa*, a rib]. Without ribs.

decrement (*dek'-re-ment*). See *decline*.

decrepit (*de-krep'-it*) [*decrepitus*, old]. Broken down with age.

decrepitation (*de-krep-it-a'-shun*) [*decrepitare*, to crackle]. A crackling or crepitation.

decrepitude (*de-krep'-it-ūd*) The state of being decrepit; senility; the feebleness of old age.

decrustation (*de-krust-a'-shun*) [*de*, from; *crusta*, a crust] The detachment of a crust.

decubation (*de-kū-ba'-shun*) [*de-; cubare*, to lie]. The period from the recovery of a patient from an infectious disease to the date of the final exit of the microorganisms from his body.

decubital (*de-kū'-bit-al*). Relating to a decubitus or to a bed-sore.

decubitus (*de-kū'-bit-us*) [*decumbere*, to lie down]. 1. The recumbent or horizontal posture. 2. A bed-sore. **d., acute**, a form of bed-sore due to cerebral lesions **d., Andral's**. See *Andral*.

decursus fibrarum cerebralium [L.]. The running down of the cerebral fibers

decurtation (*de-kur-ta'-shun*) [*decurtare*, to curtail]. The ablation or shortening of a structure or usual duration of a condition.

decurvature (*de-kurv'-a-chur*) [*decurvatus*, bent back]. A descending curvature.

decussate (*de-kus'-āt*) [see *decussation*]. To intersect; to cross

decussatio (*de-kus-a'-she-o*) [L.]. A decussation, or crossing. **d. brachii conjunctivi**, decussation of the brachium conjunctivum. **d. fontinalis**, fountain decussation. **d. lemniscorum**, decussation of the fillet or lemniscus. **d. pontinalis** (more correctly *pontilis*), in the pons, a decussation of tegmental fibers from the thalamus. **d. pyramidum**, the decussation of the pyramids. **d. nervorum trochlearium**, decussation of the trochlear nerves on the upper surface of the valvula.

decussation (*de-kus-a'-shun*) [*decussatio*, a crossing]. A chiasma or X-shaped crossing, especially of symmetrical parts, as of nerve-fibers, nerve-tracts, or nerve-filaments. The principal decussations are that of the optic nerve and that of the lateral pyramidal tracts in the medulla. **d. of the brachium conjunctivum**, crossing of fibers in the postgeminum to the opposite red nucleus. **d. of the fillet**, the crossing of afferent fibers in the medulla. **d., Forel's**. See under *Forel*. **d., fountain**, Spitzka's term for such a decussation of nerve-fibers as is seen in the cortex of the anterior quadrigeminum. **d., motor**. See *d. of the pyramids*. **d. of the optic nerve**, the chiasm. **d., pineal**, Spitzka's term for the crossing of certain fibers of the inner division of the reticular formation. **d., piniform**. See

d. of the pyramids, sensory. **d., pyramidal, superior, d., pyramidal, upper.** See *d. of the pyramids, sensory.* **d. of the pyramids, d., pyramidal,** the oblique crossing of the bundles of the anterior pyramids of the oblongata from opposite sides of the median fissure. Syn., *inferior decussation; motor decussation; piniform decussation; ventral decussation of the pyramids.* **d. of the pyramids, sensory,** a crossing of certain fibers having their origin in the funiculi cuneati of the spinal cord, which occurs in the upper part of the oblongata, between the anterior pyramids and the gray floor of the fourth ventricle. Syn., *decussation of the fillet; interolivary decussation; pyramidal posterior decussation.* **d. of the pyramids, ventral.** See *d. of the pyramids.* **d., sensory.** 1. See *d. of the pyramids, sensory.* 2. The crossing of the outer bundles of the anterior pyramids of the spinal cord. Syn., *superior decussation.* **d., sensory, middle,** a crossing in the median line of certain fibers between the upper and lower pyramids. **d., tegmental, of Meynert,** the crossing of the fibers in the cortex of the anterior quadrigeminum. **d., ventral.** See *d. of the pyramids.*

decussorium (*de-kus-o'-re-um*) [L.]. An instrument for depressing the dura after trephining

dedalous, dædalous (*ded'-al-us*) [δαιδάλεος, curiously wrought]. Labyrinthiform; intricately wrought.

dedasol (*ded'-as-ol*). A proprietary tablet containing digitalis.

dedentition (*de-den-tish'-un*) [*de,* down; *dens,* a tooth]. The shedding of the teeth.

dedolation (*ded-o-la'-shun*) [*dedolatio,* a hewing off]. A cutting off obliquely.

deeline (*de'-līn*). Trade name of petrolatum liquidum.

deemetinize (*de-em'-et-in-īz*). To deprive ipecacuanha of its emetic principle, emetin.

deep (*dēp*). Not superficial. **d. reflexes.** See under *reflex.* **d. water,** water obtained from a porous layer beneath the first impervious stratum.

de-etherization (*de-e-ther-i-zā'-shun*) [*de-; ether*]. The lessening of the distressing effects which generally follow the inhalation of ether.

Deetjen's bodies (*dāt'-yen*) [Hermann *Deetjen,* German physician, 1863–1915]. The blood-platelets.

defatigatio (*de-fat-ig-a'-she-o*) [L.]. Over-fatigue; overstrain, **d. mentis,** brain-fag.

defecation (*def-ek-a'-shun*) [*fæcare,* to separate from the dregs]. 1. The evacuation of the bowels. 2. Clarification, as of wine. Cf. *decantation.*

defect (*de-fect'*) [*defectus,* a failure]. A lack or failure; absence of any part or organ; absence or failure of a normal function.

defemination (*de-fem-in-a'-shun*]. The loss or diminution of female characteristics, with the assumption of male characteristics by a woman.

defensive protein (*de-fen'-siv*). A globulin normally present in the animal body, possessing germicidal functions.

deferent (*def'-er-ent*) [*deferens,* carrying away]. Carrying away or down; efferent. See *vas.*

deferentectomy (*def-er-ent-ek'-to-me*). Excision of the vas deferens.

deferential (*def-er-en'-shal*). Pertaining to the vas deferens.

deferentiovesical (*def-er-en-she-o-ves'-ik-al*). Pertaining to both the vas deferens and the bladder.

deferentitis (*def-er-en-it'-tis*) [*deferens;* ιτις, inflammation]. Inflammation of the vas deferens.

deferred shock. The late onset of the symptoms of shock.

defervescence (*de-fer-ves'-ens*) [*defervescere,* to cease boiling]. Disappearance of fever.

defibrillation (*de-fi-bril-a'-shun*) [*de,* from; *fibrilla,* a small fiber]. The tearing of the brain-substance in the direction of the least resistance, in order to make cleavage-preparations.

defibrination (*de-fi-brin-a'-shun*) [*de,* from; *fibrin*]. The removal of fibrin from blood or lymph.

deficiency disease. One caused by lack of some essential feature in the diet, generally vitamines.

defining power (*de-fī'-ning*). See *definition.*

definition (*def-in-ish'-un*) [*definire,* to bound by limits]. In optics, the power of a magnifying lens to show clear outlines of the object examined, free from aberration or distortion.

definitive (*de-fin'-it-iv*). Limiting the extent; final.

deflagration (*def-lag-ra'shun*) [*deflagrare,* to be consumed]. A sudden, violent combustion, such as accompanies the oxidation of certain inorganic substances by mixing them with an easily decomposing salt.

deflagrator (*def-la-gra'-tor*) [see *deflagration*]. An apparatus for producing very rapid combustion.

deflect (*de-flekt'*) [*deflectere,* to bend away]. To turn or bend from a straight course.

defloration (*def-lo-ra'-shun*) [*de,* from; *flos,* a flower]. On the part of the female, the first sexual connection. The loss of those marks or features that indicate virginity.

defluvium capillorum (*de-flū'-ve-um kap-il-or'-um*). Alopecia.

defluxion (*de-fluk'-shun*) [*de,* down; *fluere,* to flow]. 1. A discharge. 2. A catarrh; a descent of the humors or secretions. 3. A rapid falling, as of the hair or eyebrows.

deformation (*de-for-ma'-shun*) [*deformare,* to deform]. The process of disfigurement. **d., Sprengel's.** See under *Sprengel.* **d., Volkmann's.** See under *Volkmann.*

deforming (*de-form'-ing*). Disfiguring **d. arthritis.** See *arthritis deformans.* **d. ostitis.** See *ostitis.*

deformity (*de-for'-mit-e*). Abnormal shape of structure of a body or part. **d., anterior.** See *lordosis.* **d., gunstock.** See *gunstock deformity.*

defunctionalization (*de-funk-shun-al-iz-a'-shun*). The act of destroying a function.

defurfuration (*de-fur-fur-a'-shun*) [*de,* from; *furfur,* bran]. Desquamation.

defuselation (*de-fū-sel-a'-shun*). The removal of fusel oil from spirits.

defusion (*de-fū'-shun*). See *decantation.*

deganglionate (*de-gan'-gle-on-āt*). To remove a ganglion or ganglia.

degassing (*de-gas'-ing*). Treatment of persons who have been overcome by noxious gas.

degenerate (*de-jen'-er-āt*) [see *degeneration*]. 1. To revert to a lower type. 2. An individual who has reverted to a lower type.

degeneration (*de-jen-er-a'-shun*) [*degenerare,* to become base]. 1. A morbid process consisting in the conversion of the elements of a tissue into some inert substance. 2. A term indicating imperfect or abnormal development of the psychic faculties. Syn., *degenerescence.* **d., Abercrombie's,** amyloid degeneration. **d., albuminoid,** a cloudy and granular swelling of the cell protoplasm. **d., albuminous,** albuminous infil-

tration. **d., amyloid,** characterized by the formation of an albuminous substance, resembling starch in its chemical reaction. **d., ascending,** a trophic degeneration of nerve-fibers or tracts progressing from the site of the original lesion toward the cerebrum. **d., bacony.** Same as *d., amyloid.* **d., calcareous.** See *infiltration, calcareous.* **d., cellulose.** See *amyloid degeneration.* **d., cheesy.** See *caseation.* **d., chitinous.** See *amyloid degeneration.* **d., colloid,** the change of the protoplasm of epithelial cells into a substance that resembles mucus, but is not precipitated by alcohol or acetic acid. **d., cystic,** degeneration with cyst-formation. **d., cystoid, of the retina,** round or oval cystoid spaces surrounded by hypertrophied radial fibers found in the retina at all ages, as described by Iwanoff. **d., descending,** a degeneration of nerve-fibers or tracts extending peripherally from the original lesion **d., earthy.** See *calcification* and *infiltration, calcareous.* **d., fascicular,** that form of atrophy of paralyzed muscles following pathological change in the motor ganglion-cells of the central tube of the gray matter of the spinal cord or their efferent fibers **d., fatty,** a misnomer; a condition in which fat globules appear in the cytoplasm; due to liberation of the invisible fat. **d., fibrofatty, of the placenta,** an association of fatty degeneration of the placenta with fibromatous degeneration of the chorionic villi and of the decidua serotina. **d., fibroid,** a change into fibrous tissue. **d., fibrous, of the heart,** hyperplasia of the cardiac connective tissue accompanying chronic interstitial inflammation. **d., gelatiniform.** See *d. colloid.* **d., granular,** parenchymatous degeneration distinguished by a deposit of albuminoid particles. **d., gray,** in nervous tissue, a gray degeneration due to chronic inflammation. **d., hyaline,** a degeneration affecting particularly the connective tissue of the walls of blood-vessels, and giving rise to a substance resembling amyloid material, but lacking its reactions. See *amyloid degeneration.* **d., hyaloid.** See *amyloid degeneration* **d., hydrocarbonaceous,** Paschutin's term for a special degeneration peculiar to diabetes Syn., *Paschutin's degeneration.* **d., lardaceous.** Same as *d., amyloid.* **d., liquefactive,** a process resembling fatty degeneration, accompanying fibrinous exudations. **d., mineral.** See *calcification.* **d., mucoid,** the degeneration of tissue into a jelly-like, transparent substance containing mucin. **d., myelin,** a process sometimes occurring in chronic pneumonia in which there is a formation of myelin coincident with fatty degeneration in the pulmonary alveoli. **d., myxomatous.** See *d., mucoid.* **d., parenchymatous.** See *cloudy swelling.* **d., parenchymatous, of the kidney,** a degeneration of the parenchyma of the kidney following the acute nephritis of pregnancy, diphtheria, or an acute attack of fever. It is accompanied by 10 to 25% of albumin in the urine, which remains of normal quantity. **d., Paschutin's.** See *d., hydrocarbonaceous.* **d., pigmentary, d., pigment,** a pigmentation of the muscles accompanying the atrophy due to cachexia, insufficient food, or the marasmus of old age. **d., putrid.** See *hospital gangrene.* **d., reaction of.** See *reaction of degeneration.* **d., secondary.** See *Wallerian degeneration.* **d., signs of,** physical imperfections, such as asymmetry of corresponding parts, adherent lobules of the ear, stammering, supernumerary or deficient digits, etc., observed in persons presenting psychic degeneration. **d., theroid,** in psychiatry, the lowering or approximation of the human mental faculties and instincts to those of the lower animal. **d., trabecular,** a degeneration of the bronchial wall in which there is a hypertrophy of the elastic and inelastic tissues of the fibrous sheath of the bronchus and its cartilages. **d., uratic,** the deposition of uric acid and the urates in the tissues. **d., Virchow's.** See *amyloid degeneration.* **d., vitreous.** See *albuminoid disease* and *amyloid degeneration.* **d., Wallerian.** See under *Wallerian.* **d., waxy.** Same as *d., amyloid.*

degenerative (*de-jen'-er-a-tiv*). Of or pertaining to degeneration.

deglabration (*deg-la-bra'-shun*) [*deglabrare,* to make smooth]. The process of becoming bald.

deglutible (*de-gloot'-ibl*) [*deglutitio,* a swallowing]. Capable of swallowing, or of being swallowed.

deglutitio impedita (*de-gloo-tish'-e-o im-ped-i'-tah*). Synonym of *dysphagia.*

deglutition (*deg-loo-tish'-un*) [*deglutitio,* a swallowing]. The act of swallowing.

deglutitive (*deg-loo'-tit-iv*). Relating to deglutition.

degote (*de-gōt'*) [Russ.]. Oil of white birch.

degradation (*deg-rad-a'-shun*) [*degradatio,* a descent by steps]. Gradual physiological and histological change for the worse; degeneration; retrograde metamorphosis.

degrease (*de-grēs'*) [Fr. *dégraisser*]. To remove fat, as from bones in the preparation of skeletons.

degreasing (*de-grēs'-ing*) [Fr., *dégraisser*]. Removing the fat, as from bones.

degree (*de-gre'*) [*de,* from; *gradus,* a step]. 1. Position in a graded series; quality. 2. The units or intervals of thermometric or other scales. Also, a title or testimonial of qualification granted by a university or college.

degustation (*de-gus-ta'-shun*) [*degustare,* to taste]. The act of tasting.

degut (*de-gūt'*) [Russ.]. Birch oil or tar. See *birch.*

dehematize (*de-hem'-at-īz*) [*de,* from; αἷμα, blood]. To deprive of blood.

Dehio's test (*da'-he-o*) [Karl Konstantinovitch *Dehio,* Russian physician, 1851–]. In bradycardia, if a hypodermic injection of atropine brings relief the condition is due to the vagus nerve; if it does not, the cardiac muscle is the source of the trouble.

dehiscence (*de-his'-ens*) [*de,* off; *hiscere,* to gape or yawn]. The act of splitting open. **d.s, Zuckerkandl's.** See under *Zuckerkandl.*

dehumanization (*de-hū-man-iz-a'-shun*) [*de,* from; *humanus,* human]. 1. The loss of the proper characteristics of humanity, either by insane persons, or by debased criminals. 2. The supposed loss of some qualities pertaining to the human species; as in the alleged *dehumanization* of vaccine virus.

dehydrate (*de-hi'-drāt*) [*de,* from; ὑδώρ, water]. To remove water from.

dehydration (*de-hi-dra'-shun*) [*de,* away from; ὑδώρ, water]. The removal of water.

dehydrogenize (*de-hi'-dro-jen-īz*). To deprive of hydrogen.

dehypnotization (*de-hip-no-ti-za'-shun*). Waking from hypnotism.

deintoxication (*de-in-toks-ik-a'-shun*) [*de,* from; *intoxication*]. The process of overcoming the effects of toxic substances.

deintoxification (*de-in-toks-if-ik-a'-shun*). See *detoxification*.

Deiters' cells (*ds'-ters*) [Otto Friedrich Carl *Deiters*, German anatomist, 1834–1863]. 1. The branched, flattened cells of the neuroglia. 2. The cylindricoconical cells resting upon the basilar membrane of Corti's organ and supporting the hair-cells. **D.'s nucleus**, a large nucleus situated in the oblongata between the inner portion of the cerebral peduncles and the restiform body. **D.'s phalanges**, the phalangeal processes of Deiters' cells in the organ of Corti. **D.'s process**, the axis-cylinder process of a nerve-cell; the neuraxon.

dejecta (*de-jekt'-ah*) [*dejicere*, to throw down]. Intestinal evacuations; alvine discharges; fecal matter. Excrementitious matter in general.

dejection (*de-jek'-shun*) [*dejecta*] The discharge of fecal matter; the matter so discharged. Also a state of despondency.

dejecture (*de-jek'-chur*) [*dejecta*]. Matter evacuated from the intestine, feces.

Déjérine's disease (*da-zher-ēn'*) [Joseph Jules *Déjérine*, French neurologist, 1849–1917]. Hypertrophic interstitial neuritis of infancy.

Déjérine-Sottas' disease, D.-S.'s type of muscular atrophy. See *Déjérine's disease*.

delacerate (*de-las-er-āt*) [*delacerare*]. To tear to pieces or lacerate severely.

delactation (*de-lak-ta'-shun*). See *ablactation*.

Delafield's hematoxylin (*del'-a-fēld*) [Francis *Delafield*, New York physician, 1841–1915]. Dissolve 4 Gm. of hematoxylin in 25 Cc. of absolute alcohol, and add 400 Cc. of a saturated aqueous solution of ammonium alum. Expose to light and air for 3 or 4 days; filter; add to the filtrate 100 Cc. each of glycerol and methyl-alcohol. An excellent nuclear stain.

delamination (*de-lam-in-a'-shun*) [*de*, away; *lamina*, a plate]. The splitting into layers

Delbet's sign (*del-ba'*). In a patient with aneurysm, nutrition of the distal part of the limb denotes adequate collateral circulation.

deleterious (*del-et-e'-re-us*) [δηλητήριος, hurtful]. Hurtful, injurious.

Delhi boil (*del'-he*) [city in India]. See *furunculus orientalis*.

delicate (*del'-ik-at*) [*delicatus*, delicate]. Of a refined constitution. Feeble. In a condition of poor health.

deliciol (*de-lis'-e-ol*). Trade name of a paraffin preparation.

deligation (*del-ig-a'-shun*) [*deligatio*, a binding]. Ligation, as of an artery.

delimitation (*de-lim-it-a'-shun*) [*delimitare*, to mark out]. The determination of the limits of areas, regions, or organs in physical diagnosis.

deliquation, deliquiation (*del-ik-wa'-shun, del-ik-we-a'-shun*). Deliquescence.

deliquescence (*del-ik-wes'-ens*) [*deliquescere*, to melt away]. A liquefaction by absorption of water from the atmosphere.

deliquescent (*del-ik-wes'-ent*) [see *deliquescence*]. Dissolving; applied especially to salts that absorb moisture from the air and liquefy.

deliquium (*del-ik'-we-um*) [L.]. An absence. **d. animi.** 1. Failure of the mind; mental decay; melancholy; lowness of the spirits. 2. Syncope or fainting.

delirament (*de-lir'-am-ent*) [*deliramentum*, delirium]. Delirium.

delire à Java. See *lata*.

deliriant, delirifacient (*de-lir'-e-ant, de-lir'-e-fa'-she-ent*) [*delirium*]. Producing delirium.

delirious (*de-lir'-e-us*) [*delirium*]. Affected with delirium.

delirium (*de-lir'-e-um*) [L., "madness"]. A condition of mental excitement with confusion and usually hallucinations and illusions. **d., alcoholic.** See *d. tremens*. **d. constantium**, the constant repetition and expression of a single fixed idea, characteristic of the delirium of insane persons having fever. **d. cordis**, a violent, tumultuous beating of the heart. **d., depressive**, a form of general delirium in which there is a marked torpidity as to ideas, feelings, and determinations. **d., Dupuytren's.** See *d. nervosum*. **d., febrile**, the delirium of fever. **d. of grandeur**, a condition in which an individual has insanely exaggerated ideas of his own importance or of his possessions. **d., inanition.** That occurring in a person weakened by a febrile affection. **d. nervosum**, the delirium following severe surgical operations or injuries. **d. palingnosticum**, a form of delirium in which the subject imagines himself to have been a long while in a place where he has just come. **d. of persecution**, that in which the patient imagines himself the object of persecution. **d., primordial**, a form marked by ideas which persistently dominate the mind. **d., toxic**, delirium caused by poisons. **d., traumatic.** See *d. nervosum*. **d. tremens**, that arising from alcoholic poisoning. Characterized by constant tremor, insomnia, great exhaustion, distressing illusions, and hallucinations.

delitescence (*del-it-es'-ens*) [*delitescere*, to lie hid]. The sudden disappearance of inflammation by resolution.

deliver (*de-liv'-er*) [*de*, from; *liberare*, to free]. To free from something, especially to deliver a woman of a child or of the after-birth. The word is also applied to the part removed, as to deliver the placenta or a tumor.

delivery (*de-liv'-er-e*) [see *deliver*]. The act of delivering or freeing from something, especially the relieving of a woman of the contents of the uterus; parturition; childbirth. **d., postmortem**, the birth of a fetus after the death of the mother.

delomorphous (*de-lo-mor'-fus*) [δῆλος, conspicuous; μορφή, form]. Having a conspicuous form. **d. cells of Rollet.** See under *Rollet*.

delouse (*de-lows'*). To free a person (or clothes) from lice, particularly in typhus fever or trench fever.

delphini oleum (*del-fi'-ni o'-le-um*) [L.]. The oil of the common porpoise, *phocæna communis*. It is said to have all the medicinal virtues of cod-liver oil, without the disagreeable qualities of the latter.

delphinine, delphinium, delphinoidine, delphisine (*del'-fin-ēn, del-fin'-e-um, del-fin-oid'-ēn, del'-fis-ēn*). See *staphisagria*.

delta (*del'-tah*) [δέλτα, Δ, the fourth letter of the Greek alphabet] 1. Any triangular space. 2. The vulva, from its triangular shape. **d. fornicis**, a triangular area of the ventral surface of the fornix dorsad of the portæ; lyra fornicis. **d. mesoscapulæ**, the triangular area at the root of the spine of the scapula.

deltoid (*del'-toid*) [*delta*; εἶδος, likeness]. 1. Delta-shaped. 2. A muscle of the shoulder See *muscles, table of*. **d. ligament**, the internal lateral ligament of the ankle-joint. **d. ridge**, the ridge on the humerus for the insertion of the deltoid muscle.

deltoideus (*del-toid-e'-us*). See *muscles, table of*.

delusion (*de-lū'-shun*) [*de*, from; *lusus*, play]. A false belief, the falsity of which is apparent, but out of which the person cannot be reasoned by indubitable evidence. **d.s, expansive, d.s, large**, a symptom of the second stage of general paralysis of the insane, in which the patient conceives ideas involving colossal size, magnificent wealth, or extravagant numbers.

delusional (*de-lū'-shun-al*) [*delusion*]. Of the nature of a delusion; characterized by delusions **d. stupor**. See *insanity, confusional*.

demagnetization (*de-mag-net-i-za'-shun*). The act of depriving an object of magnetic properties.

demagnetize (*de-mag'-net-īz*). To deprive an object of magnetic properties.

demarcation (*de-mark-a'-shun*) [*demarcare*, to set the bounds of]. Separation. **d., line of**, a red line forming at the edge of a gangrenous area and marking the limit of the process.

Demarquay's symptom (*de-mar-ka'*) [Jean Nicolas *Demarquay*, French surgeon, 1811–1875]. Immobility or lowering of the larynx during deglutition and phonation; it is characteristic of tracheal syphilis

demedication (*de-med-ik-a'-shun*). The removal of deleterious drugs from the system, as lead, arsenic, or phosphorus, by the reversal of the electric current used in cataphoresis, in a suitably arranged bath

demembration (*de-mem-bra'-shun*) [*demembrare*, to deprive of a limb or limbs]. The cutting off of a member; amputation; castration.

dement (*de'-ment*) [*dementia*]. A person suffering with dementia.

dementation (*de-men-ta'-shun*) [*dementia*]. Loss of mind; insanity.

demented (*de-ment'-ed*). Deprived of reason.

dementia (*de-men'-she-ah*) [*de*, from; *mens*, the mind] A form of insanity characterized by a deterioration or loss of the intellectual faculties, the reasoning power, the memory, and the will, **d., paralytic**, general paralysis of the insane. See *paresis* **d. paranoides**, a form of *d præcox* characterized by paranoiac delusions. **d. præcox**, a dementia more or less complete which appears at the age of puberty in those previously intellectually bright. There is an upset physiological equilibrium with low metabolic rate, low blood pressure, low pulse rate, and high waste fluid output. **d., primary**, that occurring independently of other forms of insanity. **d., secondary**, that following another form of insanity. **d., senile**, that due to the degenerations of old age. **d., terminal**, that coming on toward the end of other forms of insanity or certain nervous diseases.

demi- (*dimidius*, half). A prefix meaning half

demifacet (*dem-e-fas'-et*) [*demi-; facet*]. One-half of an articulation surface adapted to articulate with two bones.

demilune cells (*dem'-e-lūn*). See *Adamkiewicz, Gianuzzi* and *Heidenhain*.

demimonstrosity (*dem-e-mon-stros'-it-e*) [*demi*, half; *monstruosus*, monstrous]. A variety of congenital deformity that does not give rise to appreciable disorder of function.

demineralization (*de-min-er-al-iz-a'-shun*). Increase in the elimination of mineral salts. **d., coefficient of**, the quantity of mineral matter as compared with the total solids, in the urine.

demipenniform (*dem-e-pen'-e-form*) [*demi-; penna*, a wing]. Applied to structures or organs which have one of two margins winged.

Demodex (*de'-mo-deks*) [δημός, fat; δήξ, an insect]. A genus of parasitic insects. **D. folliculorum**, the pimple-mite, a minute parasite found in the sebaceous follicles, particularly of the face. It probably does not produce any symptoms.

demography (*de-mog'-ra-fe*) [δῆμος, the people; γράφειν, to write]. The science of peoples collectively considered; social science, including that of vital statistics and the consideration of questions of state medicine. **d., dynamic**, a study of the activities of human communities, their rise, progress, and fall. **d., static**, a study of the anatomy of a human community, its numbers, the sex, age, wealth, calling, etc., of the people.

demonomania (*de-mon-o-ma'-ne-ah*) [δαίμων, a devil; μάνια, madness]. A form of madness in which a person imagines himself possessed of a devil.

demonomaniac (*de-mo-no-ma'-ne-ak*) [δαίμων, a devil; μάνια, madness]. One who suffers with demonomania.

demonomy (*de-mon'-om-e*) [δῆμος, the people; νόμος, a law; a custom] The science of humanity.

demonopathy (*de-mon-op'-a-the*) [δαίμων, a demon; πάθος, disease]. Same as *demonomania*.

demonophobia (*de-mon-o-fo'-be-ah*) [δαίμων, a devil; φόβος, fear]. Morbid dread of devils and demons.

demonstrator (*dem'-on-stra-tor*) [*demonstrare*, to show]. 1. One who instructs in the practical application of the arts and sciences. 2. An assistant or subordinate teacher. 3. The index finger.

De Morgan's spots (*de-mor'-gan*) [Campbell *De Morgan*, English physician, 1811–1876]. Bright red nevoid spots frequently seen on the skin in cases of cancer.

demorphinization (*de-morf-in-i-za'-shun*) [*de*, from; *morphine*]. Treatment of morphinism by gradual withdrawal of the drug.

Démours' membrane (*dem-oor'*) [Pierre *Demours*, French ophthalmologist, 1702–1795]. See *Descemet's membrane*

demulcent (*de-mul'-sent*) [*demulcere*, to soothe]. 1. Soothing; allaying irritation of surfaces, especially mucous membranes. 2. A soothing substance, particularly a slippery, mucilaginous liquid.

(de) Mussey's point, de M.'s symptom. See *Mussey's (de) point*.

denarcotized (*de-nar'-ko-tīzd*) [*de*, priv.; *narcotine*]. 1. Deprived of narcotizing qualities. 2. Of opium, deprived of narcotine.

denatured (*de-na'-churd*). Changed, made different from normal. **d. alcohol**, ethyl alcohol which has been rendered unfit for drinking by the addition of methyl alcohol and benzine.

denaturization (*de-nat-ū-ri-za'-shun*) [*de*, priv.; *natura*, nature]. Alteration in the characteristics of an organic substance by chemical action, boiling, or addition.

dendraxon (*den iraks'-on*) [*dendron; axon*]. Von Lenhossék's term for a neuron with a short axon, its axonal processes being for the most part devoid of sheaths.

dendric (*den'-drik*) [*dendron*]. Provided with dendrons.

dendriform (*den'-drif-orm*). Branching like a tree.

dendrite (*den'-drīt*). See *dendron*.

dendritic, dendroid (*den-drit'-ik, den'-droid*) [*dendron*]. Branching like a tree. **d. calculus**, a renal calculus in the shape of the calyces and pelvis of the kidney.

dendron (*den'-dron*) [*δένδρον*, a tree]. One of the short, free projections or socalled protoplasmic processes of a nerve-cell.

Denecke's spirillum (*den'-ek-eh*) [*Denecke*, German bacteriologist]. A spirillum isolated from cheese, and resembling the cholera bacillus.

denervated (*de-ner'-va-ted*). Pertaining to a part whose nerve supply has been interfered with, or the nerve removed.

dengue (*deng'-ga*) [West Ind.]. An acute, epidemic, infectious disease, characterized by a febrile paroxysm, severe pains in the bones, joints, and muscles, and, at times, a cutaneous eruption. The period of incubation is from 3 to 5 days; the invasion is sudden, with high fever (106° F.), severe pains in the muscles, bones, and joints, the last being swollen and reddened. After the fever has lasted 3 or 4 days it subsides, but at the end of from 2 to 4 days a second paroxysm accompanied with pain occurs. Convalescence is slow; complications are rare. Syn., *breakbone fever; dandy fever.*

denidation (*de-ni-da'-shun*) [*de*, priv.; *nidus*, a nest]. The disintegration and ejection of the superficial part of the uterine mucosa.

Denigès' test for formaldehyde in milk (*den-e-zha'*) [Georges *Denigès*, French chemist, 1859–]. Make a solution of 40 Cc. of 0.5% solution of fuchsin; 250 Cc. distilled water; 10 Cc. of sodium bisulphite, sp. gr. 1.375; 10 Cc. pure sulphuric acid. To 1 Cc. of this solution add 10 Cc. of the suspected milk and let it stand 5 minutes. Then add 2 Cc. of pure hydrochloric acid and shake. In the presence of formaldehyde a violet color will appear; a yellowish-white color in its absence. **D.'s test for uric acid,** convert uric acid into alloxan by the action of nitric acid; expel the excess of nitric acid by gentle heat, and treat with a few drops of sulphuric acid and a few drops of commercial benzol (containing thiophen); a blue coloration will result.

denigration (*de-ni-gra'-shun*) [*denigrare*, to blacken]. The act or process of rendering black; the state of having become black.

Denisenko's method (*den-is-en'-sko*). The subcutaneous injection of a watery extract of *Chelidonium majus* in the treatment of cancer.

denitration (*de-ni-tra'-shun*). The process of taking away nitric acid from a compound

denitrify (*de-ni'-tre-fi*) [*de*, priv.; *nitrogen*]. To remove nitrogen.

denitrifying (*de-ni'-tre-fi-ing*). Applied to bacteria which reduce nitric acid to nitrous acid and ammonia.

Denman's spontaneous evolution (*den'-man*) [Thomas *Denman*, English obstetrician, 1733–1815]. A form of version or rectification sometimes occurring in cases of shoulder presentation.

Denonvillier's fascia (*de-non(g)-vēl-ya*) [Charles Pierre *Denonvillier*, French surgeon, 1808–1872]. The rectovesical fascia between the prostate gland and rectum.

de novo (*de no'-vo*) [L.]. Anew.

dens (*dens*) [L.: *pl.*, *dentes*]. 1. A tooth. See *teeth*. 2. The tooth-like process on the body of the axis, going through the front part of the ring of the atlas. **d. serotinus,** a wisdom tooth.

densimeter (*den-sim'-et-er*) [*densus*, dense; *μέτρον*, a measure]. An appliance for ascertaining the specific gravity of a liquid.

densimetric (*den-sim-et'-rik*). Having reference to the use of the densimeter.

density (*den'-sit-e*) [*densitas*, thickness]. Closeness; compactness, especially the degree of closeness of one body compared with an equal volume of another taken as a standard; specific gravity. In electricity, the amount of electricity accumulated on a unit of surface during a given time. **d., absolute,** the ratio between the volume of a body and its weight. **d., critical,** the weight of a unit volume of a substance at its critical temperature and pressure. **d., relative,** the specific gravity of a substance.

dentagra (*den-ta'-grah*) [*dens*, a tooth; *ἄγρα*, a seizure]. 1. Toothache. 2. A tooth-forceps.

dental (*den'-tal*) [*dens*]. Pertaining to the teeth. **d. arch,** the arch in the alveolar process. **d. bulb,** the dental papilla. **d. engine,** a machine worked by a treadle and possessing a flexible cable and adjustable arm and hand-piece, which afford great facility of movement and adaptation. By means of attachments to the hand-piece drills can be operated at various angles. **d. germ,** the rudiment of a tooth. **d. sac,** the sac that encloses the developing tooth in the embryo. **d. tubuli,** the minute wavy tubes occurring in the dentine of teeth.

dentalgia (*den-tal'-je-ah*) [*dens*; *ἄλγος*, pain]. Toothache.

dentalis lapis (*den-ta'-lis lap'-is*) [L.]. Salivary calculus; tartar of the teeth.

dentalone (*den-tal-ōn*). Chloretone dissolved in essential oils, used as an analgesic and antiseptic.

dentaphone (*den'-taf-ōn*). Dentiphone.

dentarpaga (*den-tar'-pa-gah*) [*dens*; *ἁρπάγη*, hook]. An instrument for the extraction of teeth.

dentata (*den-ta'-tah*). See *axis* (2).

dentate (*den'-tāt*) [*dens*]. Toothed; having a toothed or serrated edge. **d. body.** See *corpus dentatum*. **d. convolution,** a convolution found in the hippocampal fissure. **d. fascia,** the serrated free edge of the dentate convolution. **d. fissure,** the hippocampal fissure.

dentation (*den-ta'-shun*). The formation of tooth-like structures, as on the margin of a leaf.

dentatum (*den-ta'-tum*) [L.]. The dentate nucleus of the cerebellum.

dentelation (*den-tel-a'-shun*). The condition of being furnished with tooth-like processes.

dentes (*den'-tēz*) [L., plural of *dens*]. Teeth. See *teeth*. **d. acuti,** the incisor teeth. **d. adulti,** the teeth of second dentition. **d. adversi,** the incisor teeth. **d. angulares,** the canine or cuspid teeth, so called probably because they are situated at the angles of the alveolar arch, at the corners of the mouth, or from the angular shape of their crowns. **d. bicuspidati,** bicuspid teeth. **d. canini,** the cuspid or canine teeth; so called from their resemblance to the teeth of a dog. **d. cariosi,** carious teeth. **d. columellares,** the molar teeth. **d. cuspidati,** cuspid teeth. **d. exserti** (*exsertere*), to thrust out, teeth that project or are in front of the dental arch, but applied more particularly to the cuspids. **d. incisores,** incisor teeth **d. lactei,** the milk, temporary, or deciduous teeth. See *deciduous teeth*. **d. molares,** molar teeth. **d. primores,** the incisor teeth; so called because they occupy the front or anterior part of the dental arch. **d. sapientiæ,** the wisdom-teeth. A name given to the third molar tooth of each half of the jaws. **d. tomici,** (*tomicus*, cutting), the incisor teeth.

dentiaskiascope (*den-te-ah-ski'-a-skōp*) [*dens*; *skiascope*]. An instrument for examining the teeth and alveoli. It consists of a small fluores-

cent screen within an aluminum case, so situated that the screen image is reflected upon a mirror which the operator sees through a tube.

denticle (*den'-tik-l*) [*denticulus*, a small tooth]. A small tooth or projecting point.

denticulate (*den-tik'-ū-lāt*) [*denticle*]. Having minute dentations; furnished with small teeth or notches

denticulus (*den-tik'-ū-lus*) [L.]. A little tooth.

dentier (*don(g)-te-a'*) [Fr.]. A French word signifying a base of metal, ivory or any other substance, employed as a support or attachment for artificial teeth. The term is also sometimes applied to a set of artificial teeth

dentification (*den-tif-ik-a'-shun*) [*dens; facere*, to make]. The formation of teeth; dentition.

dentiform (*den'-tif-orm*) [*dens; forma*, shape] Odontoid, tooth-like.

dentifrice (*den'-tif-ris*) [*dens; fricare*, to rub]. A substance for cleansing the teeth.

dentigerous (*den-tij'-er-us*) [*dens; gerere*, to carry]. Bearing or containing teeth, as a *dentigerous cyst*.

dentilabial (*den-te-la'-be-al*) [*dens; labium*, lip]. Relating to the teeth and lips.

dentilave (*den'-te-lāv*) [*dens; lavare*, to wash]. A mouth-wash or tooth-wash.

dentilingual (*den-ti-lin'-gwal*) [*dens; lingua*, tongue] Relating to the teeth and tongue.

dentinal (*den'-tin-al*). Pertaining to or composed of dentine. **d. fibers**, the protoplasmic substance in the dentinal tubules. **d. papillæ**, the forerunners of the dentinal pulp **d. tubules**, canals in the matrix of dentine.

dentinalgia (*den-tin-al'-je-ah*) [*dentine; ἄλγος*, pain]. Pain in dentine

dentine, dentin (*den'-tēn, den'-tin*) [*dens*] A modified osseous tissue forming the principal part of a tooth, and consisting, histologically, of dental tubuli and intertubular tissue, chemically, of the phosphates of calcium and magnesium, the carbonate and fluoride of lime, and organic matter, chiefly gelatin. The bony structure of the tooth lying under the enamel of the crown and the cement substance of the root. **d., secondary**, adventitious deposits of dentine which occur in or upon the dental pulp after tooth-formation is complete.

dentinification (*den-tin-if-ik-a'-shun*) [*dentine; facere*, to make]. The formation of dentine through the agency of specialized cells, the odontoblasts

dentinitis (*den-tin-i'-tis*) [*dentine; ιτις*, inflammation]. Inflammation of the dentinal fibrils.

dentinoid (*den'-tin-oid*). 1. Similar to dentine. 2. Pertaining to an odontoma.

dentinosteoid (*den-tin-os'-te-oid*) [*dentine; ὀστέον*, bone]. A tumor of dentine and bone.

dentiphone (*den'-tif-ōn*) [*dens; φωνή*, a voice]. A form of audiphone in which the vibrating disc is attached to the teeth.

dentist (*den'-tist*) [*dens*]. One who practises dentistry.

dentistry (*den'-tis-tre*). Dental surgery, embracing everything pertaining to the prevention and treatment of diseases of the teeth.

dentition (*den-tish'-un*) [*dens*]. Teething; the cutting of the teeth. **d., primary**, the cutting of the temporary or milk-teeth. **d., secondary**, the eruption of the 32 permanent teeth.

dentoalveolitis (*den-to-al-ve-o-li'-tis*) [*dens; alveolus; ιτις*, inflammation]. Pyorrhœa alveolaris.

dentoid (*den'-toid*) [*dens; εἶδος*, resemblance] Tooth-like.

dentoiletta (*dent-wah-let'-ah*). A device consisting of two mirrors so arranged that persons may examine their own teeth.

dentola (*den'-to-lah*). A solution used on swollen gums, said to consist of cocaine hydrochloride, 1 part; potassium bromide, 10 parts; glycerol and water, each, 200 parts.

dentolingual (*den-to-ling'-wal*). Pertaining to the teeth and the tongue or lingual nerve.

dentoliva (*den-tol'-iv-ah*) [*dens; oliva*, an olive]. The olivary nucleus.

dentomental (*den-to-ment'-al*). Pertaining to the teeth and chin

dentonasal (*den-to-na'-zal*). Pertaining to the teeth and nose.

dentor (*den'-tor*) [*dens, dentis*, a tooth]. Proposed name for dentist.

dentrification (*den-trif-ik-a'-shun*) [*dens; facere*, to make]. The deposition of lime salts on the enamel and dentine of the teeth.

denture (*den'-chur*) [*dens*]. 1. The entire set or group of teeth; the whole assemblage of teeth in both jaws. 2. A set, or plate, of artificial teeth.

Denucé's ligament (*den-oo-sa'*) [Maurice *Denucé*, French surgeon, 1859–]. A short and broad fibrous band in the wrist-joint, connecting the radius with the ulna.

denucleated (*de-nū'-kle-a-ted*) Deprived of the nucleus.

denudation (*den-ū-da'-shun*) [*denudare*, to denude] A stripping or making bare.

denuding (*de-nū'-ding*) [*denudare*, to denude]. A stripping or making bare. **d. of the teeth**, an affection that consists in the gradual destruction of the enamel of the anterior or labial surfaces of the incisors, cuspids, and sometimes of the bicuspids; the molars are rarely affected by it.

denutrition (*de-nū-trish'-un*) [*de*, from; *nutrire*, to nourish]. 1. Faulty or absent nutrition. 2 An atrophy and degeneration of tissue arising from lack of nutrition.

Denys' tuberculin (*den-ēz'*) [Georges *Denys*, Belgian physician]. Same as tuberculin filtrate, *q. v.*

deobstruent (*de-ob'-stroo-ent*) [*de; obstruere*, to obstruct]. 1. Removing obstruction. 2. A medicine that removes obstruction; an aperient.

deodorant (*de-o'-dor-ant*) [*de; odorare*, to smell]. 1. Removing or concealing offensive odors. 2. A substance that removes or conceals offensive odors.

deodoriferant (*de-o-dor-if'-er-ant*) [see *deodorant*]. 1. Possessing the power of overcoming bad odors. 2. See *deodorant*.

deodorized (*de-o'-dor-izd*) [see *deodorant*]. Deprived of odor.

deodorizer (*de-o'-dor-i-zer*) [*de*, priv.; *odorare*, to smell]. A deodorizing agent; a substance that destroys offensive odors.

deontology (*de-on-tol'-o-je*) [*δέον*, right, binding; *λόγος*, science]. The science of duty. **d., medical**, medical ethics.

deoppilant, deoppilative (*de-op'-il-ant, -at-iv*) [*de; oppilare*, to stop]. The same as *deobstruent*

deorsum (*de-or'-sum*) [L.]. Downward. **d. vergens.** See *vergens*.

deorsumduction (*de-or-sum-duk'-shun*). A downward movement, as of the eye.

deorsumvergence (*de-or-sum-ver'-jens*) [*deorsum*, downward; *vergere*, to bend]. Same as deorsumduction, *q. v.*

deorsumversion (*de-or-sum-ver'-shun*) [*deorsum*, downward; *vertere*, to turn]. Same as deorsumduction, *q. v.*

deossification (*de-os-if-ik-a'-shun*) [*de*, away; *os*, bone; *facere*, to make]. The absorption of bony material; the deprivation of any part of its bony character.

deoxidation (*de-oks-id-a'-shun*) [*de*, from; *oxygen*]. The removal of the oxygen from a chemical compound.

deoxygenation (*de-oks-e-jen-a'-shun*). The process of removing oxygen from a compound.

deozonize (*de-o'-zon-īz*) [*de*, from; *osone*]. To deprive of ozone.

dep. Abbreviation of *depuratus*, purified.

depancreatize (*de-pan'-kre-at-īz*). To remove the pancreas.

dephlegmation (*de-fleg-ma'-shun*) [*de*, from; φλέγειν, to burn]. The removal of water by distillation.

dephlogisticate (*de-flo-jis'-tik-āt*) [*de-*, priv.; φλογωσις, inflammation]. To lessen inflammation in a part.

depigmentation (*de-pig-ment-a'-shun*). The removal of natural pigments from the skin or from microscopic preparations by the action of weak solutions of bleaching or oxidizing solutions.

depilate (*dep'-il-āt*) [*depilare*, to remove the hair]. To remove the hair.

depilation (*dep-il-a'-shun*) [*depilate*]. The removal or loss of the hair

depilatory (*de-pil'-at-o-re*) [*depilate*]. 1. Having the power to remove the hair. 2. A substance, usually a caustic alkali, used to destroy the hair.

depilous (*dep'-il-us*) [*depilate*]. Hairless.

deplanate (*dep'-lan-āt*) [*deplanare*, to level]. Leveled; flattened.

deplethoric (*de-pleth'-or-ik*) [*de*, priv.; *plethora*]. Marked by absence of plethora.

depletion (*de-ple'-shun*) [*deplere*, to empty]. 1. The act of diminishing the quantity of fluid in the body or in a part, especially by bleeding. 2. The condition of the system produced by the excessive loss of blood or other fluids.

depletive, depletory (*de-ple'-tiv, de-ple'-tor-e*) [*deplere*, to empty]. 1. Causing or tending toward depletion. 2. A medicine that depletes.

deplumation (*de-plu-ma'-shun*) [*de*, down; off, *pluma*, feather]. The loss of the eyelashes.

depolarization (*de-po-lar-iz-a'-shun*) [*de*; *polus*, pole]. The neutralization of polarity.

depolarizer (*de-po'-lar-i-zer*). A refracting plate used with a polarizer which resolves the polarized ray into ordinary and extraordinary rays.

deportation (*de-por-ta'-shun*) [*de*; *portare*, to bear]. Veit's term for the process in which the chorionic fringes are detached and lose all connection with the fetal placenta.

deposit (*de-poz'-it*) [*de*; *ponere*, to place]. A sediment; a collection of morbid particles in a body. **d., dental**, hard or soft material adherent to the surface of a tooth.

depositive (*de-poz'-it-iv*) [*deposit*]. A term applied to that state of the skin in which lymph is poured out and papules arise.

depravation (*dep-rav-a'-shun*) [*depravare*, to vitiate]. A deterioration or morbid change in the secretions, tissues, or functions of the body.

depraved (*de-prāvd'*). Corrupt, perverted.

depressant (*de-pres'-ant*) [see *depression*]. 1. Lowering. 2. A medicine that diminishes functional activity.

depressed (*de-prest'*) [see *depression*]. 1. Referring to a state of lowered vitality; affected with depression. 2. Having the dorsolateral diameter reduced. 3. Flattened from above downward **d. fracture**, a cranial fracture with sinking of the bone.

depressing (*de-pres'-ing*). Couching, *q. v.*

depression (*de-presh'-un*) [*deprimere*. to depress] 1. A hollow or fossa. 2. Inward displacement of a part, as of the skull. 3. Lowering of vital functions under the action of some depressing agent.

depressive (*de-pres'-iv*). Causing depression.

depressomotor (*de-pres-o-mo'-tor*) [*depression; movere*, to move]. 1. Diminishing motion. 2. An agent that diminishes the action of the motor apparatus.

depressor (*de-pres'-or*) [*depression*]. 1. A muscle, instrument, or apparatus that depresses. 2. A nerve, stimulation of which lowers the functional activity of a part, as the *depressor* nerve of the heart. 3 One of two substances found in the infundibular part of the hypophysis, having distinct physiological properties. It produces a fall of blood-pressure. Cf. *pressor*.

deprimens (*dep'-rim-enz*) [L.]. Depressing. A depressing muscle. **d. oculi**, the rectus inferior muscle of the eye.

depucelation (*de-pū-sel-a'-shun*). Act of deflowering.

depulization (*de-pū-li-za'-shun*) [*de-; pulex*, a flea] The method or process of keeping a place or animal free from fleas.

depurant (*dep'-ū-rant*) [*depurare*, to purify]. 1 Purifying; cleansing. 2. A medicine that purifies the animal economy.

depurated (*dep'-ū-ra-ted*). Purified; cleansed.

depurative (*dep'-ū-ra-tiv*) [see *depurator*]. Purifying or cleansing.

depurator (*dep'-ū-ra-tor*) [*depurare*, to purify]. A drug or device for cleansing.

DeR. A contraction and symbol of the term *reaction of degeneration*.

deradelphus (*der-ad-el'-fus*) [δέρη, neck; ἀδελφός, brother] A monocephalic dual monstrosity, with bodies fused above the umbilicus, and with four lower extremities and three or four upper.

deradenitis (*der-ad-en-i'-tis*) [δέρη, neck; ἀδήν, a gland; ιτις, inflammation] Inflammation of the cervical glands.

deradenoncus (*der-ad-en-ong'-kus*) [δέρη, neck; ἀδήν, a gland; ὄγκος, mass]. Swelling of a neck-gland.

deranencephalia (*der-an-en-sef-a'-le-ah*) [δέρη, neck; ἀν, priv.; ἐγκέφαλος, brain]. Teratism marked by absence of the head and brain, the neck being present

derangement (*de-rānj'-ment*). Disorder of intellect; insanity.

Derbyshire neck (*der'-be-sher*). See *goiter*.

Dercum's disease (*der'-kum*) [Francis Xavier *Dercum*, American physician, 1856–]. Adiposis dolorosa, a painful dystrophy of the subcutaneous connective tissue, somewhat resembling myxedema.

derencephalocele (*der-en-sef'-al-o-sēl*) [δέρη, neck; *encephalocele*]. Hernia of the brain through a fissure in the cervical vertebræ.

derencephalous (*der-en-sef'-al-us*) [δέρη, neck; ἐγκέφαλος, brain]. Affected with derencephalus; of the nature of derencephalus.

derencephalus (*der-en-sef'-al-us*) [δέρη, neck; ἐγκέφαλος, brain] A variety of single autositic monsters of the species anencephalus, in which the bones of the cranial vault are rudimentary, the posterior portion of the occiput absent, and the upper cervical vertebræ bifid, the brain resting in them.

deric (*der'-ik*) [δέρος, the skin]. External; pertaining to the ectoderm.

derivant (*der'-iv-ant*) [see *derivation*]. Derivative; a derivative drug.

derivation (*der-iv-a'-shun*) [*derivare*, to turn a stream from its banks]. The drawing away of blood or liquid exudates from a diseased part by creating an extra demand for them in some other part.

derivative (*de-riv'-at-iv*). 1. Producing derivation. 2. An agent that produces derivation. 3. A substance stained or derived from another substance.

derm, derma (*derm, der'-mah*) [δέρμα, skin]. The true skin.

Dermacentor (*der-ma-sen'-tor*) [δέρμα, skin; κέντωρ, a goader]. A genus of ticks, some species of which spread the infecting principle of Rocky Mountain fever. **D. reticularis**, a tick through which are disseminated the *Piroplasma canis* and *P. hominis*.

dermad (*der'-mad*) [*derm; ad*, to]. Externally; toward the skin; ectad.

dermagra (*der-ma'-grah*). See *pellagra*.

dermal (*der'-mal*). Pertaining to the skin **d. muscle**, a skin-muscle. **d. skeleton**. See *dermo-skeleton*.

dermalaxia (*der-mal-aks'-e-ah*) [*derm;* μαλακία, softness]. Morbid softening of the skin.

dermalgia (*der-mal'-je-ah*). See *dermatalgia*.

dermanoplasty (*der-man'-o-plas-te*) [*derm;* ἀναπλάσσειν, to form anew]. Skin-grafting.

Dermanyssus (*der-man-is'-us*) [δέρμα, skin; νύσσειν, to prick]. A genus of itch-mites. **D. avium** is a species found on birds and sometimes on the human subject.

dermapostasis (*der-ma-pos'-ta-sis*) [*derm;* ἀποστασις, a falling away]. A skin disease with focal induration.

dermatagra (*der-mat-a'-grah*). 1. Dermatalgia. 2. See *pellagra*

dermatalgia (*der-mat-al'-je-ah*) [*derm;* ἄλγος, pain]. Pain in the skin unaccompanied by any structural change, and caused by some nervous disease or reflex influence.

dermataneuria (*der-mat-ah-nū'-re-ah*) [*derm;* ἀ, priv.; νεῦρον, a nerve]. Derangement of the nerve supply of the skin, giving rise to anesthesia or paralysis.

dermatatrophia (*der-mat-ah-tro'-fe-ah*) [*derm; atrophy*] Atrophy of the skin.

dermatauxe (*der-mat-awks'-e*) [δέρμα, skin; αὔξη, augmentation]. Thickening or hypertrophy of the skin

dermathemia (*der-mat-he'-me-ah*) [*derm;* αἷμα, blood]. A congestion of the skin. Syn., *dermæmia: dermohemia*.

dermatic (*der-mat'-ik*) [δέρμα, the skin]. 1. Relating to the skin. 2. A remedy for diseases of the skin.

dermatin (*der'-mat-in*). A preparation used in dermatology. It consists of salicylic acid, 5–7 parts; starch, 7–15 parts; talc, 25–50 parts; silicic acid, 30–60 parts; kaolin, 3–9 parts. It is used as a protective.

dermatitis (*der-mat-i'-tis*) [*derm;* ιτις, inflammation]. An inflammation of the skin. **d. ambustionis, d. calorica**, the form due to burns and scalds. **d., blastomycetic**, a skin disease caused by a yeast-like fungus, *Blastomyces dermatitis*. **d. congelationis**. Same as *frostbite*. **d contusiformis**, erythema nodosum. **d., Duhring's**. See *d. herpetiformis*. **d., electroplating**, a form of inflammation due to lime-dust employed in finishing electroplating, which, coming in contact with an abrasion, forms a caustic paste which in time produces an ulcer. **d. exfoliativa**, an acute or chronic inflammation of the skin, in which the epidermis is shed more or less freely in large or small scales. See *pityriasis rubra*. **d. gangrænosa**, sphacelo-derma; gangrenous inflammation of the skin. **d. herpetiformis**, an inflammatory skin disease of a herpetic character, the various lesions showing a tendency to group. It is a protean disease, appearing as erythema, vesicles, blebs, and pustules, and is associated with fever, itching, and burning. **d. hiemalis**, a recurrent inflammation of the skin associated with cold weather and allied to the erythemas; the color is dark blue. It attacks distal extremities first and appears to be due to circulatory disturbance. **d. medicamentosa**, drug-eruptions; inflammatory eruptions upon the skin due to the action of certain drugs taken internally. **d. nodularis necrotica**, a necrosis of the skin and superficial layers of the corium, due primarily to changes and consequent obstruction in the blood-vessels between the cutis and subcutis. **d., oidial.** See *d., blastomycetic*. **d. papillaris, capillitii**, a chronic skin disease affecting the nape of the neck and adjacent parts, and characterized by minute red papules, which occasionally suppurate, and are usually traversed by a hair. They unite to form hard white or reddish, keloid-looking elevations, from which a bundle of atrophied hairs protrude. **d., primal**, that caused by contact with *primula obconica;* it is due to the fine hairs on the under surface of the leaves. **d., pustular**, impetigo. **d., Roentgen-ray, d., X-ray**, that due to prolonged exposure to Roentgen-rays. **d. traumatica**, that resulting from traumatism. **d., vegetative**, elevated, vegetating lesions covered with crusts and very prone to bleeding, occurring in remissions of eczema on nurslings, and believed to be due to some infection. A similar affection in adults has been recorded under the names *eczema végétante* and *pyodermite végétante* **d. venenata**, that produced by the local action of irritant substances. **d., X-ray.** Same as *d., Roentgen-ray*.

dermato- [δέρμα, skin]. A prefix signifying pertaining to the skin.

dermato-autoplasty (*der-mat-o-aw' to-plas-te*) [*dermato-; autoplasty*]. Dermatoplasty by means of grafts taken from the patient's body.

Dermatobia (*der-mat-o'-be-ah*) [*dermato-; βίος*, life]. A bot-fly of Central America, the eggs of which are not infrequently deposited in the skin and produce a swelling very like an ordinary boil.

dermatobiasis (*der-mat-o-bi'-as-is*). Infection with Dermatobia.

dermatocele (*der'-mat-o-sēl*) [*dermato-; κήλη*, hernia]. Dermatolysis.

dermatocellulitis (*der-mat-o-sel-ū-li'-tis*). Inflammation of the subcutaneous connective tissue.

dermatoconiosis, dermatokoniosis (*dur-mat-o-ko-ni-o'-sis*) [*dermato-; κονία*, dust]. Any skin-disease due to dust. Cf. *enteroconiosis; pneumoconiosis*.

dermatocyst (*der'-mat-o-sist*) [*dermato-; cyst*]. A cyst of the skin.

dermatodynia (*der-mat-o-din'-e-ah*). See *dermatalgia*.

dermatodyschroia (*der-mat-o-dis-kroi'-ah*) [*dermato-; δύσχροια*, a bad color]. Abnormal pigmentation of the skin.

dermatography (*der-mat-og'-ra-fe*) [*dermato-; γράφειν*, to write]. 1. A description of the skin. 2. See *dermographia.*

dermatoheteroplasty (*der-mat-o-het'-er-o-plas-te*) [*dermato-; heteroplasty*]. Dermatoplasty by means of grafts taken from the body of another than the patient.

dermatoid (*der'-mat-oid*). See *dermoid.*

dermatokelidosis (*der-mat-o-kel-id-o'-sis*) [*dermato-; κηλιδοῦν*, to stain]. Pigmentation of the skin.

dermatokeras (*der-mat-o-ker'-as*) [*dermato-; κέρας*, a horn]. See *cornu cutaneum.*

dermatol (*der'-mat-ol*) [*derm*], C_6H_2, $(OH)_2$-$CO_2Bi(OH)_2$. Bismuth subgallate, an astringent, antiseptic powder, of yellow color, used in affections of the skin and mucous membranes that are associated with excessive secretion; it is especially recommended for diarrhea in tuberculosis and typhoid fever. Dose internally ½–1½ dr. (2–6 Gm.) daily.

dermatologist (*der-mat-ol'-o-jist*) [see *dermatology*]. A skin specialist.

dermatology (*der-mat-ol'-o-je*) [*dermato-; λόγος*, science]. The science of the skin, its nature, structure, functions, diseases and treatment.

dermatolysis (*der-mat-ol'-is-is*) [*dermato-; λύσις*, a loosing]. A hypertrophy of the skin and subcutaneous tissue, with a tendency to the formation of folds.

dermatoma (*der-mat-o'-mah*) [*dermato-; ὄμα*, a tumor]. A tumor of the skin.

dermatomalacia (*der-mat-o-mal-a'-se-ah*) [*dermato-; μάλακια*, softness]. Morbid softening of the skin.

dermatome (*der'-ma-tōm*) [*dermato-; τέμνειν*, to cut]. An instrument for incising the skin.

dermatomelasma (*der-mat-o-mel-az'-mah*) [*dermato-; μέλασμα*, a black color]. Addison's disease.

dermatomere (*dur-mat'-o-mēr*) [*dermato-; μέρος*, a part]. The integumentary portion of the embryonic metamere.

dermatomucosomyositis (*der-mat-o-mū-ko-so-mi-o-si'-tis*). Inflammation involving the skin, mucosa, and muscles.

dermatomyces (*der-mat-o-mi'-sēz*) [*dermato-; μύκης*, fungus]. Dermatophyte.

dermatomycosis (*der-mat-o-mi-ko'-sis*) [*dermato-; mycosis*]. Any skin disease caused by a vegetable parasite. **d. achorina.** See *favus.* **d. barbæ nodosa.** See *sycosis parasitaria.* **d. diffusa.** See *tinea imbricata* **d. favosa,** favus of the skin, exclusive of that of the hair and nails. **d. furfuracea.** See *tinea versicolor* **d. maculovesiculosa.** See *tinea trichophytina.* **d. marginata.** See *eczema marginatum.* **d. palmellina,** a parasitic disease described by Pick as affecting the axillæ, the chest, the backs of the hands, the inner surfaces of the thighs, and the pubes. It is characterized by the presence of rounded spores adherent to the hairs **d. pustulosa.** See *impetigo contagiosa.*

dermatomyoma (*der-mat-o-mi-o'-mah*) [*dermato-; μῦς*, muscle; *ὄμα*, a tumor; *pl., dermatomyomata*]. Myoma seated upon or in the skin.

dermatomyositis (*der-mat-o-mi-o-si'-tis*) [*dermato-; myositis*]. An infectious inflammation of both skin and muscles, accompanied by edema, fever, and general depression.

dermatoneuria (*der-mat-o-nū'-re-ah*). See *dermatoneurosis.*

dermatoneurology (*der-mat-o-nū-rol'-o-je*) [*dermato-; neurology*]. Neurology of the skin.

dermatoneurosis (*der-mat-o-nū-ro'-sis*) [*dermato-; neurosis*]. A neurosis of the skin. **d. indicatrix,** an eruption of the skin due to nervous disease and indicative of more serious symptoms. **d., stereographic,** a form characterized by an elevation, welt, or wheal corresponding in size and shape to the object which produced the elevation. It is due to an extravasation of serum, and is illustrated in the welts that follow light blows of the whip on a nervous horse.

dermatonosis (*der-mat-on'-o-sis*) [*dermato-; νόσος*, disease]. Any disease of the skin.

dermatonosus (*der-mat-on'-o-sus*) [*dermato-; νόσος*, disease]. Any skin-disease. **d., neuropathic,** any cutaneous disease of nervous origin, as angioneurosis, trophoneurosis, and idioneurosis.

dermatopathology (*der-mat-o-path-ol'-o-je*). The pathology of the skin.

dermatopathy (*der-mat-op'-ath-e*) [*dermato-; πάθος*, disease]. Any skin-disease.

dermatophiliasis (*der-mat-o-fil-i'-as-is*) [*Dermatophilus*]. Infestation by Dermatophilus.

Dermatophilus penetrans. The jigger, chigger, or chigoe; a sand-flea of the West Indies and India; parasitic in man.

dermatophobia (*der-mat-o-fo'-be-ah*) [*dermato-; φόβος*, fear]. Fear of having a skin disease.

dermatophone (*der'-mat-o-fōn*) [*dermato-; φωνή*, sound]. A stethoscopic appliance devised by Voltolini-Hueter, by means of which one may perceive the sound of the blood-current in the skin. It also makes perceptible the muscle-tones, and in the tendons and bones it demonstrates the transmitted vibrations. Syn, *myophone; osteophone; tendophone.*

dermatophyte (*der'-mat-o-fīt*) [*dermato-; φυτόν*, a plant]. 1. Any species of fungous vegetation that grows upon the skin. 2. A cutaneous appendage, as hair, feather, scale, nail, or horn

dermatoplasia (*der-mat-o-pla'-ze-ah*) [*dermato-; πλάσσειν*, to form]. The reparative power of the skin to injury.

dermatoplasty (*der'-mat-o-plas-te*) [see *dermatoplasia*]. An operative replacement of destroyed skin by means of flaps or skin-grafts.

dermatopolyneuritis (*der-mat-o-pol-e-nū-ri-tis*) [*dermato-; polyneuritis*]. Acrodynia.

dermatorrhagia (*der-mat-or-a'-je-ah*) [*dermato-; ῥηγνύναι*, to burst forth]. Skin hemorrhage.

dermatorrhea (*der-mat-or-e'-ah*) [*dermato-; ῥοία*, a flowing]. A morbidly increased secretion from the skin.

dermatosclerosis (*der-mat-o-skle-ro'-sis*). See *scleroderma.*

dermatoscopy (*der-mal-os'-ko-pe*) [*dermato-; σκοπεῖν*, to view]. 1. Examination of the skin. 2. Microscopical examination of the superficial capillaries of the skin.

dermatosis (*der-mat-o'-sis*) [*dermato-; νόσος*, disease]. Any disease of the skin. **d., angioneurotic,** an infectious, toxic, or essential skin disease, characterized by a general disturbance of the vascular tension, together with inflammatory excitation at the surface of the skin. **d., engorgement,** a skin disease characterized by passive derangement of the circulation, with imperfect venous and lymphatic absorption. **d., hemorrhagic,** a traumatic or essential disease of the skin, characterized by hemorrhage from the cutaneous blood-vessels, without inflammation or stasis; dermatorrhagia. **d., neurotic,** a cutaneous affection due to disease of the sensory or trophic nerves. It may be self-limited in its course (cyclic), as herpes zoster and herpes

febrilis; or it may be acyclic, as neurotic edema, neurotic atrophy, and neurotic necrosis of the skin. **d., parasitic,** a papulovesicular disease described by Nielly, in which a filaria-like parasite was found in the vesicles, and believed by him to be identical with craw-craw. **d., postvaccinal,** a dermatosis following vaccination, marked by lesions similar to those of urticaria pigmentosa except that desquamation is present and dermographism is absent.

dermatosome (*der'-mat-o-sōm*) [*dermato-; σῶμα*, body]. 1. A thickening or knot in the equatorial region of each spindle-fiber in the process of cell-division. 2. One of the hypothetical ultimate units that form the membrane of vegetable cells.

dermatospasm (*der-mat-o-spasm'*) [*dermato-; σπασμός*, spasm]. Cutis anserina, or goose-skin.

dermatosyphilis (*der-mat-o-sif'-il-is*) [*δέρμα*, skin; *syphilis*]. The cutaneous manifestations of syphilis. See *syphiloderma*.

dermatotherapy (*der-mat-o-ther'-ap-e*). The therapeutics of cutaneous affections.

dermatothlasia (*der-mat-o-thla'-ze-ah*) [*dermato-; θλάσις*, a bruising]. An uncontrollable impulse to pinch or rub the skin.

dermatotomy (*der-mat-ot'-o-me*) [*dermato-; τέμνειν*, to cut]. The anatomy or dissection of the skin.

dermatoxerasia (*der-mat-o-zer-a'-se-ah*) [*dermato-; ξηρασία*, dryness]. Cf. *xeroderma*.

dermatozoon (*der-mat-o-zo'-on*) [*dermato-; ζῷον*, an animal; pl., *dermatozoa*]. Any animal parasitic upon the skin.

dermatozoonosus (*der-mat-o-zo-on-o'-sus*) [*dermatozoon; νόσος*, a disease]. A cutaneous disease due to animal parasites, such as *acarus, filaria, ixodes, leptus, pediculus, pulex, sarcoptes*, etc.

dermatrophia (*der-ma-tro'-fe-ah*). See *dermatatrophia*.

dermectasia (*der-mek-ta'-ze-ah*). See *dermatolysis*.

dermelminthiasis (*der-mel-min-thi'-as-is*) [*derm; ἕλμινς*, a worm]. A cutaneous affection due to a parasitic worm. Cf. *dermatozoonosus*.

dermen (*der'-men*) [*δέρμα*, the skin]. Belonging to the derma itself.

dermenchysis (*der-men'-kis-is*) [*derm; ἔγχυσις*, a pouring in]. Hypodermatic injection.

dermepenthesis (*der-mep-en'-thes-is*) [*δέρμα*, skin; *ἐπένθεσις*, insertion]. Synonym of skin-grafting.

dermexanthesis (*der-meks-an-the'-sis*) [*δέρμα*, skin; *ἐξάνθησις*, eruption; pl., *dermexantheses*]. Any skin-disease marked by a rash-like eruption.

dermic (*der'-mik*) [*derm*]. Relating to the skin or formed of skin. **d. graft,** a skin-graft. **d. layer,** the middle layer of the membrana tympani.

dermis (*der'-mis*). The corium or true skin.

dermitis (*der-mi'-tis*). See *dermatitis*.

dermo- (*der-mo-*). The same as *dermato-*.

dermoabdominalis (*der-mo-ab-dom-in-a'-lis*). Pertaining to the skin of the abdomen.

dermoactinomycosis (*der-mo-ak-tin-o-mi-ko'-sis*). Infection of the skin by actinomyces.

dermoblast (*der'-mo-blast*) [*dermo-; βλαστός*, sprout]. The part of the mesoblast which develops into the corium.

dermocyma, dermocymus (*der-mo-si'-mah, der-mo-si'-mus*) [*dermo-; κῦμα*, the fetus]. A monster fetus containing another within it.

dermoepidermal (*der-mo-ep-e-derm'-al*). Partaking of both the superficial and deep layers of the skin; said of skin-grafts.

dermogen (*der'-mo-jen*). Trade name of a dusting powder, the chief constituent of which is zinc oxide.

dermographia (*der-mo-graf'-e-ah*) [*dermo-; γράφειν*, to write]. A condition of the skin in which tracings made with the finger-nail or a blunt instrument are followed by elevations at the points irritated. It is common in the condition termed vasomotor ataxia.

dermographic (*der-mo-graf'-ik*) [*dermo-; γράφειν*, to write]. Affected with dermographia. **d. pseudo-urticaria.** Same as *dermographia*.

dermographism (*der-mog'-raf-izm*) Autographism. See *autographic skin* and *urticaria factitia*.

dermography (*der-mog'-ra-fe*) [*dermo-; γράφειν*, to write]. Dermographia; dermal autographism.

dermohemal (*der-mo-he'-mal*) [*dermo-; αἷμα*, blood]. In biology, applied to parts of the ventral or hemal fins of certain fishes.

dermohemia (*der-mo-he'-me-ah*). See *dermathemia*.

dermoid (*der'-moid*) [*dermo-; εἶδος*, like]. 1. Resembling skin. 2. A dermoid cyst. **d. cyst,** a cyst containing elements of the skin, as hair, teeth, etc.

dermoidectomy (*der-moid-ek'-to-me*) [*dermoid; ἐκτομή*, excision]. Excision of a dermoid cyst

dermol (*der'-mol*). See *bismuth chrysophanate*.

dermolabial (*der-mo-la'-be-al*). Having relation to the skin and the lips.

dermology (*der-mol'-oj-e*). See *dermatology*.

dermomuscular (*der-mo-mus'-kū-lar*). Having relation to both skin and muscles, as certain embryonic tissues.

dermomycosis (*der-mo-mi-ko'-sis*). See *dermatomycosis*.

dermoneurosis (*der-mo-nū-ro'-sis*). See *dermatoneurosis*.

dermonosology (*der-mo-no-sol'-o-je*). Same as *dermatonosology*.

dermopapillary (*der-mo-pap'-il-a-re*). Having relation to the papillary layer of the true skin

dermopathy (*der-mop'-a-the*) [*dermo-; πάθος*, disease]. Any skin disease.

dermophlebitis (*der-mo-fleb-i'-tis*) [*dermo-; phlebitis*. Inflammation of the cutaneous veins.

dermophyma venereum (*der-mo-fi'-mah ve-ne'-re-um*). A soft tumor or excrescence, due to syphilis, and generally found on the surface of the genital organs or rectum.

dermophyte (*der'-mo-fīt*). See *dermatophyte*.

dermoplasty (*der'-mo-plas-te*). See *dermatoplasty*.

dermorrhagia (*der-mor-a'-je-ah*). See *dermatorrhagia*.

dermosapol (*der-mo-sa'-pol*) A soap said to contain cod-liver oil, Peruvian balsam, wool-fat, fat, glycerol, and specifies alkali. It is used as an inunction in skin diseases, tuberculosis, etc.

dermoskeleton (*der-mo-skel'-et-on*). The exoskeleton.

dermostenosis (*der-mo-sten-o'-sis*) [*dermo-; στένωσις*, stenosis]. A tightening of the skin, due to swelling or to disease. Cf. *scleroderma*.

dermostosis (*der-mos-to'-sis*) [*derm; ὀστέον*, a bone]. Ossification occurring in the true skin.

dermosynovitis (*der-mo-si-no-vi'-tis*) [*dermo-; synovitis*]. Inflammation of a subcutaneous bursa together with the adjacent skin. **d. plantaris ulcerosa,** a severe suppuration in the sole of the foot which proceeds from inflammation of the bursa beneath a callosity and gives rise to a perforating ulcer

dermosyphilopathy (*der-mo-sif-il-op'-a-the*) [*dermo-; syphilis; πάθος*, affection]. A syphilitic skin disease.

dermotagra (*der-mo-tag'-rah*). Pellagre. *q. v.*

dermotherapy (*der-mo-ther'-ap-e*). See *dermatotherapy*.

dermotomy (*der-mot'-o-me*). See *dermatotomy*.

dermotuberculin reaction (*der-mo-tū-ber'-cū-lin*). von Pirquet's reaction, *q. v.*

derodidymus (*der-o-did'-im-us*) [δέρη, neck; δίδυμος, double]. A monster with a single body, two necks and heads, two upper and lower extremities, with other rudimentary limbs occasionally present.

derospasmus (*der-o-spas'-mus*) [δέρη, neck; σπασμός, spasm]. Spasm or cramp in the neck.

derrid (*der'-id*). A highly toxic substance from *Derris elliptica*, a leguminous plant of Malaya, used in Borneo as an arrow-poison.

desalgin (*des-al'-jin*). Colloidal chloroform; an analgesic powder containing 25 per cent. chloroform combined with albumin.

desalination (*de-sal-in-a'-shun*) [*de*, from; *sal*, salt]. The process of decreasing the salinity of a substance by the removal of salts.

De Salle's line. See *Salle's (de) line*.

desanimania (*des-an-im-a'-ne-ah*) [*de-*; priv.; *animus*, mind; μανία, mania]. Mindless insanity; amentia.

desaturation (*de-sat-u-ra'-shun*). The conversion of a saturated compound (such as stearin) into an unsaturated compound (such as olein).

Desault's apparatus, D.'s bandage (*des-o'*) [Pierre Joseph *Desault*, French surgeon, 1744–1795]. One for the arm, consisting of an axillary pad held by tapes about the neck, a sling for the hand, and two single-headed rollers. **D.'s splint**, one used in treating fracture of the thigh.

Descartes' laws (*da-kart'*) [René *Descartes*, French philosopher, 1596–1650]. See *Snell's laws*.

Descemet's membrane (*des-ma'*) [Jean *Descemet*, French anatomist, 1732–1810]. The elastic membrane lining the posterior surface of the cornea.

descemetitis (*des-em-et-i'-tis*). Inflammation of Descemet's membrane; serous iritis.

descemetocele (*des-em-et'-o-sēl*) [*Descemet's membrane*; κήλη, *hernia*]. Hernia of Descemet's membrane.

descendens (*de-sen'-denz*) [*descendere*, to go down]. Downward. **d. noni**, a branch of the hypoglossal nerve. See under *nerve*.

descending (*de-sen'-ding*) [see *descendens*]. Passing downward. **d. current.** See *current, descending*. **d. degeneration.** See *degeneration, descending*. **d. tract**, a collection of nerve-fibers conducting impulses from the centers to the periphery.

descensus (*de-sen'-sus*) [L.]. A descent, fall, prolapse. **d. ventriculi.** See *gastroptosis*.

descent (*de-sent'*) [see *descendens*]. The act of going down; downward motion. **d., theory of,** the theory that all high organisms have descended by evolution from lower forms; as opposed to the theory of spontaneous generation or special creation. Cf. *biogenesis; Darwinism; evolution*.

Deschamps' needle (*da-shahm'*) [Joseph François Louis *Deschamps*, French surgeon, 1740–1824]. A needle on a long handle, used for passing sutures in deep tissues

desensitization (*de-sen-sit-i-za'-shun*). 1. Diminished anaphylactic sensitiveness. 2. The condition of diminished or lost sensation.

Deshler's salve (*desh'-ler*). The compound roisn cerate of the pharmacopeia.

desiccant (*des'-ik-ant*) [*desiccare*, to dry up.] 1. Causing desiccation; drying. 2. A drying medicine or application.

desiccation (*des-ik-a'-shun*). Process of drying.

desiccative (*des-ik'-a-tiv*) [*desiccare*, to dry up]. 1. Drying; desiccant. 2. A medicine or application having the property of drying moist tissues, ulcers and running sores.

desiccator (*des'-ik-a-tor*) [see *desiccant*]. A vessel containing some strongly hygroscopic substance, such as calcium chloride or anhydrous sulphuric acid, and used to absorb the moisture from the air of a chamber.

desichthol (*des-ik'-thol*). Deodorized ichthyol; a preparation produced from ichthyol by the removal of about 5% of volatile oil, to which the disagreeable odor is due.

desmameba (*des-mah-me'-bah*) [δεσμός, a band; *ameba*]. A connective-tissue corpuscle considered as an ameboid element.

desmatitis (*des-mat-i'-tis*). See *desmitis*.

desmectasia, desmectasis (*des-mek-ta'-se-ah, -mek'-ta-sis*) [δεσμός, a band; ἔκτασις, a stretching]. The stretching of a ligament.

desmepithelium (*des-mep-ith-e'-le-um*) [δεσμός, a band; *epithelium*]. The endothelial or epithelial lining of the blood-vessels, lymphatics, and synovial cavities; the epithelial portions of the mesoderm.

desmiognathus (*des-me-o-na'-thus*) [δεσμός, a band; γνάθος, the jaw]. A monster, the lower jaw of which has a supplementary head joined to it by ligamentous or muscular attachment.

desmitis (*des-mi'-tis*) [δεσμός, a band; ῖτις, inflammation]. Inflammation of a ligament.

desmo- (*des-mo-*) [δεσμός, a band]. A prefix meaning a band, bond, or ligament.

desmobacteria (*des-mo-bak-te'-re-ah*) [*desmo-; bacteria*]. A group of bacteria corresponding to the genus *Bacilli*

desmoblast (*des'-mo-blast*) [*desmo-*; βλαστός, a germ]. Rouber's term for that portion of the area opaca of the blastoderm, especially in mesoblastic ova, which gives rise to the mesenchyma. Syn., *desmohemoblast*.

desmocyte (*des'-mo-sīt*). A general term denoting any kind of supporting tissue cell.

desmocytoma (*des-mo-si-to'-ma*) [*desmocyte*; ὄμα, a tumor]. A tumor composed of desmocytes; sarcoma.

Desmodium (*des-mo'-de-um*) [*desmo-*; εἶδος, form]. A genus of plants of the order *Leguminosæ*. An infusion of the roots of *D. erythrynæfolium*, of South America, is used in diarrhea and dysentery. The root of *D. incanum*, of the West Indies, is prized as a remedy for dysentery. The root of *D. tortuosum*, of North America and the West Indies, is purgative. *D. triflorum* is found in all tropical countries The fresh plant is applied to abscesses and wounds.

desmodynia (*des-mo-din'-e-ah*) [*desmo-*; ὀδύνη, pain]. Pain in a ligament.

desmogenous (*des-moj'-en-us*) [*desmo-*; γεννᾶν, to produce]. Of ligamentous origin or causation.

desmography (*des-mog'-ra-fe*) [*desmo-*; γράφειν, to write]. The description of the ligaments.

desmohemoblast (*des-mo-hem'-o-blast*). See *desmoblast*.

desmoid (*des'-moid*) [*desmo-*; εἶδος, likeness]. Like a ligament; fibrous. **d. bag,** a bag made of rubber dam, and containing 0.05 Gm. of methylene blue and 0.1 Gm. of iodoform; used to test the functional activity of the stomach. **d. tumor,** a fibroid tumor; fibroma.

desmology (*des-mol'-o-je*) [*desmo-*; λόγος, science]. The anatomy of the ligaments. Cf. *syn desmography*.

desmoma (*des-mo'-mah*) [*desmo-*; ὄμα, tumor]. A connective-tissue tumor; a fibroma.

desmon (*des'-mon*) [δεσμός, a band]. London's name for the intermediary body of Ehrlich; an amboceptor.

desmoneoplasm (*des-mo-ne'-o-plazm*) [*desmo-*; *neoplasm*]. Any neoplasm made up of connective tissue.

desmonosology (*des-mon-os-ol'-o-je*) See *desmopathology*.

desmopathology (*des-mo-path-ol'-o-je*) [*desmo-*; *pathology*]. The pathology of ligaments.

desmopathy (*des-mop'-a-the*) [*desmo-*; πάθος, disease]. Any disease of a ligament.

desmopexia (*des-mo-peks'-e-ah*) [*desmo-*; πῆξις, a putting together]. Fixation of the round ligaments to the abdominal wall or to the wall of the vagina for correction of uterine displacement.

desmopycnosis, desmopyknosis (*des-mo-pik-no'-sis*) [*desmo-*; πύκνωσις, condensation]. Dudley's operation of shortening the round ligaments of the uterus.

desmorrhexis (*des-mor-eks'-is*) [*desmo-*, ῥῆξις, a bursting]. The rupture of a ligament.

desmosis (*des-mo'-sis*) [*desmo-*, *pl*., *desmoses*]. Any disease of connective tissue, especially of the connective tissue of the skin.

desmotomy (*des-mot'-o-me*) [*desmo-*, τομή, section]. The dissection and anatomy of the ligaments; surgical cutting of a ligament.

desmotrophy (*des-mot'-ro-fe*). See *tautomerism*.

desmurgia, desmurgy (*des-mur'-je-ah, des-mur'-je*) [*desmo-*; ἔργειν, to do; to work]. The art of bandaging or applying ligatures.

Desnos' pneumonia (*da-no'*) [Louis Joseph *Desnos*, French physician, 1828–1893]. See *Grancher's disease*.

desolution (*de-so-lū'-shun*) [*de*, away from; *solutio*, solution]. The separation from one body of another dissolved in it under certain conditions which remove or diminish the solubility of the latter.

d'Espine's sign (*des-pēn*) [Alphonse *d'Espine*, French physician]. In pulmonary tuberculosis, bronchophony is heard over the spinous processes at a lower level than in health.

despumation (*des-pū-ma'-shun*) [*despumare*, to skim froth]. The purification of a liquid by removal of the scum or froth.

desquamation (*des-kwam-a'-shun*) [*desquamare*, to scale off]. The shedding of the superficial epithelium, as of the skin, mucous membranes, and renal tubules. **d., furfuraceous,** branny desquamation. **desquamatio neonatorum,** the epidermal exfoliation of newborn infants which takes place during the first week of life. **desquamatio siliquosa,** the shedding of the skin of a part in a continuous, husk-like structure.

desquamative (*des-kwam'-at-iv*) [*desquamation*]. Characterized by desquamation.

dessertspoon. A domestic measure equal to about 2 dr. (8 Cc.).

Dessy's vaccine (*des'-e*). A polyvalent vaccine made from several strains of the typhoid bacillus.

desternalization (*de-ster-nal-i-za'-shun*) [*de*, from; *sternum*]. Separation of the sternum from the costal cartilages.

destructive (*de-struk'-tiv*). Hurtful; tending to destroy. **d. distillation.** See *distillation*. **d. metabolism.** See *katabolism*.

desudation (*des-ū-da'-shun*) [*de*, away; *sudare*, to sweat]. 1. Profuse or morbid sweating. 2. Sudamina.

desudatory (*de-sū'-dat-or-e*) [*desudatio*, a sweating] A sweating-bath.

desulphuration, desulphurization (*de-sul-phur-a'-shun, de-sul-phur-i-za'-shun*). The act or process of abstracting sulphur from a compound. Cf. *sulphuration*.

desumvergence (*de-sum-ver'-jens*) [*desursum*, from above; *vergere*, to turn]. A downward inclination of the eyes.

det. Abbreviation for *detur* [L.]. Let it be given.

detention (*de-ten'-shun*) [*detinere*, to detain]. The enforced isolation of one or more individuals to prevent the spread of infectious disease; confinement.

detergal (*de-ter'-gal*). A proprietary liquid antiseptic soap containing cresol and thymol.

detergent (*de-ter'-jent*) [*detergere*, to cleanse]. 1. Purifying; cleansing; abluent. 2. A drug, compound, or solution used for cleansing wounds, ulcers, etc.

determinant (*de-ter'-min-ant*) [*determinare*, to limit]. Weismann's name for one of the particles of germ-plasm corresponding to a group of biophores; a primary constituent of a cell or group of cells.

determination (*de-ter-min-a'-shun*) [*determinatio*, a directing]. Of the blood, a tendency to collect in a part, as *determination* of the blood to the head.

determinism (*de-ter'-min-izm*) [*determinare*, to limit, prescribe]. In biology, a term introduced by Claude Bernard to indicate the fatality of the reproduction of phenomena under similar conditions, as seen in experimental science.

detersion (*de-ter'-shun*) [*detergere*, to cleanse]. The action of a detergent; a cleansing.

detersive (*de-ter'-siv*). Same as *detergent*.

dethyroidism (*de-thi'-roid-izm*). See *athyrea* and *athyreosis*.

detonation (*det-o-na'-shun*) [*detonare*, to thunder]. The loud noise made by sudden chemical decomposition, as of the fulminates. Cf. *fulminate*.

detorsion (*de-tor'-shun*) [*detorquere*, to turn]. The correction of an abnormal curvature; the restoration of a deformed part to its normal position.

detoxication (*de-toks-e-ka'-shun*) [*de*, priv.; τοξικόν, poison]. 1. See *detoxification*. 2. Recovery from the poisonous effects of any substance.

detoxification (*de-toks-if-ik-a'-shun*) [*de*, priv.; τοξικόν, poison]. The power of reducing the poisonous properties of a substance.

detoxify (*de-toks'-e-fi*). To deprive a substance of its poisonous attributes.

detrital (*de-tri'-tal*). Consisting of or pertaining to detritus.

detrition (*de-trish'-un*) [*deterere*, to wear off]. The wearing or wasting of a part.

detritus (*de-tri'-tus*) [see *detrition*] 1. Waste-matter from disorganization. 2. Hard material adherent to a tooth, or disintegrated tooth substance.

detruncation (*de-trun-ka'-shun*). See *decapitation*.

detrusion (*de-tru'-zhun*) [*detrudere*, to drive]. An ejection or expulsion; a thrusting down or out.

detrusor (*de-tru'-sor*) [*detrudere*, to push down]. 1. A means or instrument for performing expulsion. 2. A muscle having as its function the forcing down or out of parts of materials. **d. urinæ.** See *muscles, table of*.

detumescence (*de-tū-mes'-ens*) [*detumescentia*, a subsidence of a tumor]. 1. The subsidence of any swelling. 2. The impulse to evacuate the accumulated secretion of the sexual fluid (Ellis).

deutencephalon (*dū-ten-sef'-al-on*). See *diencephalon*.

deuter- **deutero-** (*dū-ter-*, *dū-ter-o-*) [*δεύτερος*, second]. Greek prefixes indicating the second of two similar substances or conditions, especially that one which contains more of the substance.

deuteranopia (*dū-ter-an-o'-pe-ah*) [*deuter-*; *anopia*]. A defect in a second constituent essential for color-vision, as in green-blindness.

deuteria (*dū-te'-re-ah*). The secundines.

deuteripara (*dū-ter-ip'-ar-ah*) [*deuter-*; *parere*, to bring forth]. A woman pregnant for the second time.

deuteroalbumose (*dū-ter-o-al'-bū-mōs*). An albumose soluble in water and not precipitated by saturation with sodium chloride or magnesium sulphate, but by ammonium sulphate.

deuterocaseose (*dū-ter-o-ka'-se-ōs*) [*deutero-*; *caseose*]. A secondary product of the digestion of the casein of milk or cheese.

deuteroelastose (*dū-ter-o-e-las'-tōs*) [*δεύτερος*, second; *ἐλαστικός*, elastic]. Elastin-peptone; one of the products of the digestion of elastin.

deuterofibrinose (*dū-ter-o-fi'-brin-ōs*). A product formed from blood-fibrin by digestion.

dueteroglobulose (*dū-ter-o-glob'-ū-lōs*). One of the products formed in the digestion of paraglobulin

deuterology (*dū-ter-ol'-o-je*) [*deutero-*; *λόγος*, science]. The biology of the placenta.

deuteromyosinose (*dū-ter-o-mi-o'-sin-ōs*). A product of myosin digestion.

deuteropathic (*dū-ter-o-path'-ik*). Pertaining to a disease dependent on, or secondary to another.

deuteropathy (*dū-ter-op'-a-the*) [*deutero-*; *πάθος*, a disease]. A disease that is secondary to another.

deuteroplasm (*dū'-ter-o-plazm*). See *deutoplasm*.

deuteroproteose (*dū-ter-o-pro'-te-ōs*). A secondary proteose; a soluble product of proteolysis.

deuteroscopy (*dū-ter-os'-ko-pe*) [*δεύτερος*, second; *σκοπεῖν*, to view]. Synonym of *clairvoyance*

deuterostoma (*dū-ter-os'-to-mah*) [*deutero-*; *στόμα*, mouth]. A secondary blastopore.

deuterotoxins (*dū-ter-o-toks'-ins*). Dissociation products of toxins. See *prototoxins*.

deuthyalosome (*dū-thi-al'-o-sōm*) [*δεύτερος*, second; *ὑαλός*, glass, crystal; *σῶμα*, body]. The remains of the germinal vesicle after the polar bodies have been extruded, formed by the union of portions of the chromatic stars or discs with portions of the prothyalosome.

deutiodide (*dū-ti'-o-did*). A biniodide.

deutipara (*dū-tip'-ar-ah*) [*δεύτερος*, second; *parere*, to bear]. pregnant for the second time.

deutochloride (*dū-to-klo'-rid*). The *bichloride*.

deutoiodide (*dū-to-i'-o-did*). The biniodide.

deutoplasm (*dū'-to-plazm*) [*deutero-*; *πλάσμα*, formed material]. A store of nutrient material in the ovum, from which the protoplasm draws to support its growth.

deutosclerous (*dū-to-skle'-rus*) [*deutero-*; *σκληρός*, hard]. Relating to an induration secondary to some pathologic condition.

deutoscolex (*dū-to-sko'-leks*) [*δεύτερος*, second; *σκώληξ*, worm]. In biology, applied to secondary or daughter-cysts or bladder-worms that are derived from a scolex or primary bladder-worm.

deutospermatoblast (*dū-to-sper'-ma-to-blast*) [*deutero-*; *σπέρμα*, sperm; *βλαστός*, germ]. Any one of the cells produced by the division of a protospermoblast.

deutyl (*dū'-til*). See *ethyl*.

devalgate (*de-val'-gāt*) [*de*, intensive; *valgus*, bowleg]. Bowlegged or bandylegged

devaporation (*de-va-por-a'-shun*). To bring vapor back to the liquid state.

developer (*de-vel'-op-er*) A compound employed in photography to render visible the image upon an exposed plate.

development (*de-vel'-op-ment*) [Fr., *developper*, to unfold]. The sequence of organic changes, by which the sterilized ovum becomes the mature animal or plant.

developmental quotient, the chronological age divided by the developmental age.

Deventer's diameter [Hendrik Van *Deventer*, Dutch obstetrician, 1651–1724]. The oblique pelvic diameter. **D.'s pelvis**, a simple, nonrhachitic pelvis, flattened from before backward.

Devergie's attitude (*de-ver-zhe'*) [Marie Guillaume Alphonse *Devergie*, French physician, 1798–1879]. A posture of a dead body marked by flexions of the elbows and knees, with closure of the fingers and extension of the ankles. **D.'s disease**, lichen ruber.

deviation (*de-ve-a'-shun*) [*devisare*, to deviate]. Turning from a regular course, standard, or position **c., conjugate**, the forced and persistent turning of eyes and head toward one side, observed with some lesions of the cerebrum. **d. of complement**, see under *complement*. **d., primary**, the deviation of the weaker eye from that position that would make its visual line pass through the object-point of the healthy eye. **d., secondary**, the deviation of the healthy eye from that position that would make its visual line pass through the object-point of the weaker eye. **d. of teeth**, a faulty direction or position of one or more teeth.

devil's grip, a form of pleurodynia

deviometer (*de-ve-om'-et-er*). A variety of strabismometer.

devisceration (*de-vis-er-a'-shun*). See *evisceration*.

devitalization (*de-vi-tal-i-za'-shun*) [*de*, from; *vita*, life]. Depriving of life or vitality.

devitalize (*de-vi'-tal-īz*) [*de*, from; *vita*, life]. To destroy vitality.

devitrifaction, devitrification (*de-vit-re-fak'-shun*, *de-vit-re-fi-ka'-shun*) [*de*, priv.; *vitrum*, glass; *facere*, to make]. To change from the glass-like state.

devolution (*dev-o-lu'-shun*) [*devolvere*, to roll down]. 1. The reverse of evolution; involution 2. Catabolism. 3. Degeneration.

Devonshire colic (*dev'-on-shir*). Lead-colic.

devorative (*de-vor'-at-iv*) [*devorare*, to swallow down]. To be swallowed without chewing.

Dew's method of artificial respiration (*dū*). The infant is grasped in the left hand, allowing the neck to rest between the thumb and forefinger, the head falling far over backward. The upper portion of the back and the scapulæ rest in the palm of the hand, the other three fingers being inserted in the babe's left axilla, raising the arm upward and outward. The right hand grasps the knees, and the lower portion of the body is depressed to favor inspiration. The movement is reversed to favor expiration, the head, shoulders, and chest being brought forward and the thighs pressed upon the abdomen.

dew-cure (*dū'-kūr*). See *Kneippism*.

Dewees' carminative (*dū-ēz'*) [William Potts *Dewees*, American obstetrician, 1768–1841]. See under *asafetida*.

dewlap (*dū'-lap*). A longitudinal fold of skin under the neck of bovine animals.

dew-point. The temperature at which the air is saturated with vapor; the temperature at which dew forms.

dexiocardia (*deks-e-o-kar'-de-ah*) [δεξιός, on the right; καρδία, the heart]. Transposition of the heart to the right side of the thorax.

dexter (*deks'-ter*) [L.]. Right; upon the right side.

dextrad (*deks'-trad*) [*dexter; ad*, to]. Toward the right side.

dextral (*deks'-tral*). 1. Pertaining to the right side. 2. Showing preference for the right eye, hand, foot, etc., in certain acts or functions.

dextrality (*deks-tral'-it-e*) [*dexter*]. The condition of turning toward, being on, or pertaining to the right side.

dextran (*deks'-tran*) [*dexter*], $C_6N_{10}O_8$. A fermentable gum found in beets; it is amorphous, soluble in water, and is converted into dextrose when boiled with dilute acids.

dextrase (*deks'-trās*). An enzyme which converts dextrose into lactic acid.

dextraural (*deks-traw'-ral*) [*dexter, auris*, the ear]. Right-eared.

dextren (*deks'-tren*) [*dexter*. right]. Belonging to the dextral side in itself.

dextrin (*deks'-trin*) [*dexter*], $C_6N_{10}O_8$ A soluble carbohydrate into which starch is converted by diastase or dilute acids. It is a whitish substance, turning the plane of polarization to the right. **d., animal,** glycogen.

dextrinase (*deks'-trin-ās*). A ferment which converts starch into isomaltose.

dextrinate (*deks'-trin-āt*) To change into dextrin.

dextrinum (*deks-trī'-num*). Dextrin.

dextrinuria (*deks-trin-ū'-re-ah*) [*dextrin; οὖρον*, urine] The presence of dextrin in the urine.

dextro- (*deks-tro-*) [*dexter*]. A prefix meaning right

dextrocardia (*deks-tro-kar'-de-ah*) [*dextro-; καρδία*, heart]. Transposition of the heart to the right side of the thorax.

dextrocardial (*deks-tro-kar'-de-al*) [see *dextrocardia*]. Having the heart to the right of the median line.

dextrocardiogram (*deks-tro-kar'-de-o-gram*) [*dextro-; cardiogram*]. That part of a cardiogram which shows the action of the right ventricle.

dextrocerebral (*deks-tro-ser'-e-bral*) [*dextro-; cerebrum*, the brain]. 1. Located in the right cerebral hemisphere. 2. Functionating preferentially with the right side of the brain.

dextrococaine (*deks-tro-ko'-kah-ēn*). An artificial alkaloid obtained by heating ecgonine or its derivative with strong alkali. It is a local anesthetic and stimulant in action similar to cocaine, but more rapid, irritating, and fugitive. Syn., *isococaine*.

dextrocompound (*deks-tro-com'-pound*). In chemistry, a compound body that causes a ray of polarized light to rotate to the right, a dextrorotatory compound.

dextrocular (*deks-trok'-ū-lar*) [*dextro-; oculus*, the eye]. Right-eyed.

dextrocularity (*deks-trok-ū-lar'-it-e*). The condition of being right-eyed.

dextroduction (*deks-tro-duk'-shun*) [*dexter*, right; *ducere*, to draw]. Movement of the visual axis toward the right.

dextroform (*deks'-tro-form*). A combination of formaldehyde and dextrin, soluble in water and glycerol. It is used internally in suppurating cystitis and in the treatment of gonorrhea in applications of 10 to 20% solutions.

dextroglucose (*deks-tro-glū'-kōs*). See *dextrose*.

dextrogyrate (*deks-tro-jī'-rāt*). Same as *dextrorotatory*.

dextrogyre (*deks-tro-jīr'*) [*dextro-; gyrare*, to turn around]. A substance producing rotation to the right.

dextromanual (*deks-tro-man'-ū-al*) [*dextro-; manus*, hand]. Right-handed.

dextromanuality (*deks-tro-man-ū-al'-it-e*). The condition of being right-handed.

dextromenthol (*deks-tro-men'-thol*). Menthol oxidized by chromic acid.

dexttrpedal (*deks-trop'-ed-al*) [*dextro-; pes*, foot]. Right-footed.

dextropedality (*deks-trop-ed-al'-it-e*). The condition of being right-footed.

dextrophobia (*deks-tro-fo'-be-ah*) [*dextro-; φόβος*, fear]. Fear of objects on the right side of a person.

dextrophoria (*deks-tro-fo'-re-ah*) [*dextro-; φόρος*, tending]. A tending of the visual lines to the right.

dextrorotatory (*deks-tro-ro'-tat-o-re*) [*dextro-; rotare*, to whirl]. Turning the rays of light to the right.

dextrosaccharin (*deks-tro-sak'-ar-in*). A mixture of saccharin and dextrose 1·2000.

dextrose (*deks'-trōs*) [*dexter*], $C_6H_{12}O_6$. Grape-sugar; a sugar belonging to the glucose group, that rotates polarized light to the right. See *glucose*.

dextrosinistral (*deks-tro-sin-is'-tral*) [*dextro-; sinister*, left]. Extending from right to left.

dextrosuria (*deks-trōs-ū'-re-ah*) [*dextrose, οὖρον*, urine]. The presence of dextrose in the urine. Cf. *levulosuria, pentosuria*.

dextrotorsion (*deks-tro-tor'-shun*) [*dextro-; torquere*, to twist]. A twisting to the right.

dextroversion (*deks-tro-ver'-shun*) [*dextro-; vertere*, to turn]. Version to the right side.

dezymotize (*de-zī'-mo-tīz*) [*de*, priv.; ζύμη, leaven]. To free from ferments or germs.

dhatureas (*dah-tu'-re-as*). Professional poisoners of India who employ the *Datura fastulosa*

d'Hérelle's phenomenon (*da-rel'*) [F. *d'Herelle*, French bacteriologist]. In the intestinal contents of all living beings there are certain principles which have the ability to dissolve certain bacteria. These principles pass through porcelain filters; and so may be separated from intestinal bacteria. Each filtering principle, isolated from intestinal contents of normal individuals, dissolves a certain number of bacterial species, belonging generally to the colon-typhoid-dysentery group.

dhobie itch (*do'-be*). A Hindu name for ringworm of the body. 2. A term in the tropics, to indicate any skin disease transmitted by the clothing.

dhooley (*doo'-le*). A covered stretcher used in India.

dhurrin (*dur'-in*). A glucoside derived from dhurra and occurring in young plants of *Sorghum vulgare* (dhurra or Guinea corn).

D. Hy. Abbreviation for *Doctor of Hygiene*.

di- [δίς, twice]. A prefix signifying *two* or *twice*.

diabète bronzé (*de-a-bāt'-bron-za'*) [Fr.]. Same as *bronzed diabetes*.

diabetes (*di-ab-e'-tēz*) [διαβήτης; διά, through; βαίνειν, to go]. A disease characterized by the habitual discharge of an excessive quantity of urine; used without qualification, the word indicates diabetes mellitus. Syn., *diarrhœa urinosa*. See *Unschuld's sign*. **d., alimentary,** that due to defective assimilative power over the carbohydrates of food. **d., alternating,** a form of diabetes mellitus alternating with

gout **d., artificial,** that form produced in the physiological laboratory by puncturing the floor of the fourth ventricle of the brain. **d., azoturic,** diabetes without glycosuria accompanied by increase of urea in the urine. **d., biliary.** See *biliary diabetes.* **d., bronzed,** diabetes in association with hemochromatosis, *q. v.* **d., composite,** that in which sugar and oxybutyric acid and its derivatives are discharged in the urine. **d., conjugal.** See *conjugal diabetes.* **d. decipiens,** diabetes mellitus in which there is no polyuria or polydipsia. **d., gouty,** a form of glycosuria occurring in gouty individuals. **d., hydruric,** polyuria in which the water in the urine is in excess without increase in the solid constituents of the urine. **d. innocens,** the presence of glycosuria without renal disease. **d. inositus,** diabetes mellitus in which inosit takes the place of grape-sugar. **d. insipidus,** a chronic disease characterized by the passage of a large quantity of normal urine of low specific gravity, associated with intense thirst. **d. masked,** diabetes mellitus in which there is no polyuria or polydipsia. **d. mellitus,** a nutritional disease characterized by the passage of a large quantity of urine containing sugar; there is intense thirst, with voracious appetite, progressive loss of flesh and strength, and a tendency to a fatal termination. **d., neurogenic,** that due to disorder of the nervous system. **d., pancreatic,** a variety of glycosuria associated with and probably dependent upon disease of the pancreas. **d., phloridzin,** that form produced in animals by the administration of phloridzin. **d., phosphatic,** a condition characterized by polyuria, polydipsia, emaciation, and excessive excretion of phosphates in the urine. **d., puncture.** See *d., artificial.* **d., renal,** a form due to abnormal permeability of the kidneys to sugar.

diabetic (*di-ab-et'-ik*) [*diabetes*]. 1. Pertaining to diabetes. 2. A person suffering from diabetes. **d. cataract,** an opacity of the crystalline lens sometimes found in association with diabetes. **d. center.** See *center.* **d. coma,** the coma caused by diabetes mellitus. **d. gangrene,** a moist gangrene sometimes occurring in persons suffering from diabetes. **d. puncture,** puncture of the diabetic center, which is followed by glycosuria. **d. sugar,** $C_6H_{12}O_6$, the glucose present in the urine in diabetes mellitus. It is identical with grape-sugar. **d. tabes,** a peripheral neuritis occurring in diabetic patients, and causing symptoms resembling tabes dorsalis. **d. urine,** urine containing sugar.

diabetico (*di-ab-et'-ik-o*). A beverage recommended in diabetes, said to consist of alcohol, 8.25%; extractive, 3.27%; glycerol, 0.82%; saccharine, 0.023%; sulphuric acid, 0.036%; tartaric acid, 0.56%; phosphoric acid, 0.025%.

diabetide (*di-ab-e'-tīd*) [*diabetes*]. A cutaneous manifestation of diabetes.

diabetifuge (*di-a-be'-ti-fūj*) [*diabetes; fugare,* to put to flight]. Trade name of a preparation containing manganese dioxide, sodium bicarbonate, uranium nitrate, santonin and antipyrine; claimed to be a remedy for diabetes.

diabetin (*di-ab-e'-tin*) [*diabetes*]. A trade name for levulose.

diabetogenic, diabetogenous (*di-ab-et-o-jen'-ik, di-ab-et-oj'-en-us*) [*diabetes; γεννᾶν,* to produce]. Causing diabetes.

diabetograph (*di-ab-et'-o-graf*) [*diabetes; γράφειν,* to write]. An instrument which registers the amount of glucose present in the urine which is dropped into it in boiling Fehling's solution.

diabetometer (*di-ab-e-tom'-et-er*) [*diabetes; μέτρον,* a measure]. A polariscope for ascertaining the proportion of sugar in diabetic urine

diaboleptic (*di-ab-o-lep'-tik*) [*διάβολος,* devil; *λαμβάνειν,* to seize]. An insane person who professes to have supernatural communications.

diabrosis (*di-ab-ro'-sis*) [*see diabrotic*]. Corrosion; erosion, or ulceration.

diabrotic (*di-ab-rot'-ik*) [*διαβρωτικός; διά,* through; *βιβρώσκειν,* to eat]. 1. Corrosive. 2. A corrosive substance.

diacaustic (*di-ak-aws'-tik*) [*διά,* through; *καυστικός,* caustic]. 1. A double convex cauterizing lens. 2. Exceedingly caustic.

diacele, diacœle (*di'-as-ēl*) [*διά,* between; *κοίλη,* a hollow]. The third ventricle of the brain.

diacetanilide (*di-as-et-an'-il-id*), $C_6H_4N(C_2H_3O_2)_2$. A compound of acetanilide and glacial acetic acid closely resembling, but stronger in physiological action than, acetanilide.

diacetate (*di-as'-et-āt*). A salt of diacetic acid.

diacetemia (*di-as-e-te'-me-ah*) [*diacetic acid; αἷμα,* blood]. Acidosis due to the presence of diacetic acid in the blood.

diacetic acid (*di-as-e'-tik*). See *acid, diacetic.*

diacetin (*di-as'-et-in*) $C_3H_5(OH)(C_2H_3O_2)_2$. A liquid derivative of glycerin, with a bitter taste. It is also called *acetidin.*

diacetonuria (*di-as-et-on-ū-re-ah*). See *diaceturia.*

diaceturia (*di-as-et-ū'-re-ah*) [*di,* two; *acetum,* vinegar; *οὖρον,* urine]. The presence of diacetic acid in the urine.

diacetyl morphine (*di-as'-et-il*). Heroine, *q. v.*

diacetyl tannin (*di-as'-et-il tan'-in*). Tannigen, *q. v.*

diachorema (*di-ak-o-re'-mah*) [*διαχώρημα,* excrement]. Fecal matter; excrement.

diachoresis (*di-ak-o-re'-sis*) [*διαχώρησις,* a passing through]. Excretion or passage of feces.

diachoretic (*di-ak-o-ret'-ik*) [*diachoresis*]. Laxative, aperient.

diachylon (*di-ak'-il-on*) [*διά,* through; *χυλός,* juice]. Lead-plaster. See *plumbi oxidum* under *plumbum.*

diacid (*di-as'-id*) [*di,* two; *acidus,* acid]. Having two atoms of hydrogen replaceable by a base.

diaclasia, diaclasis (*di-ak-la'-ze-ah, di-ak'-la-sis*) [*διάκλασις,* a breaking in two]. 1. Refraction. 2. Breaking a bone, intentionally.

diaclast (*di'-ak-last*) [*διακλᾶν,* to break apart]. An instrument for breaking the fetal head.

diaclastic (*di-ak-las'-tik*). Pertaining to diaclasis.

diacœle, diacœlia (*di'-as-ēl, di-as-e'-le-ah*). See *diacele.*

diacope (*di-ak'-o-pe*) [*διά,* through; *κοπή,* a cut]. A deep, incised wound, especially of the head or skull, a lengthwise fracture or cut, as of a bone.

diacoustics (*di-ak-oos'-tiks*) [*διά,* through; *ἀκούειν,* to hear]. The department of physics which treats of the refraction of sound. Syn., *diaphon.*

diacrinous (*di-ak'-rin-us*) [*διά,* through; *κρίνειν,* I separate]. Said of cells that secrete outwardly. Cf. *exocrine.*

diacrisiography (*di-ak-ris-e-og'-ra-fe*). An anatomic description of the secretory organs.

diacrisis (*di-ak'-ris-is*) [*διά,* a part; *κρίνειν,* to separate or secrete; pl., *diacrises*]. 1. A critical discharge. 2. A change or disorder in a secretion. 3. Any disease marked by altered secretions. **d., follicular,** an alteration of the secretion of follicular glands, due to disease.

diacritic, diacritical (*di-ak-rit'-ik, di-ak-rit-'ik-al*). Diagnostic, distinctive.

diactinic (*di-ak-tin'-ik*). Capable of transmitting actinic rays.

diad (*di'-ad*) [*di*, two]. 1. Having a quantivalence of two. 2. An element or radical having a quantivalence of two. 3. A unit made up of primary units which are differentiated into parts, but yet constitute an individual, *e.g.*, a morula.

diaderm (*di'-a-derm*) [δίς, two; δέρμα, skin]. The two plates or lamina of the two primitive germ-layers, the ectoderm and entoderm taken as one.

diadexis (*di-ad-ek'-sis*) [διάδεξις, metastasis]. Metastasis of a disease, with a change of its character; change in the seat and nature of a disease.

diadokokinesia (*di-ah-dok-o-kin-e'-se-ah*) [διαδοκός, succeeding; κίνησις, motion]. The normal power of performing alternating movements in rapid succession, *e.g.*, pronation and supination.

diagnose (*di'-ag-nōz*) [*diagnosis*]. To make a diagnosis of; to recognize.

diagnosis (*di-ag-no'-sis*) [διά, apart; γνῶσις, knowledge]. The determination of the nature of a disease. **d., anatomical.** 1. A diagnosis based upon the recognition of definite anatomical alterations lying back of the phenomena. 2. A postmortem diagnosis. **d., clinical,** a diagnosis made from the symptoms alone. **d., differential,** the distinguishing between two diseases of similar character by comparing their symptoms. **d. by exclusion,** the recognition of a disease by excluding all other known conditions. **d., pathological,** the diagnosis of the structural lesions present in a disease. **d., physical,** the determination of disease by inspection, palpation, percussion, or auscultation. **d., topographical,** that based upon the seat of a lesion.

diagnostic (*di-ag-nos'-tik*) [*diagnosis*] Serving as evidence in diagnosis.

diagnosticate (*di-ag-nos'-tik-āt*) [*diagnosis*]. To make a diagnosis.

diagnostician (*di-ag-nos-tish'-an*) [*diagnosis*]. One skilled in making diagnoses.

diagnostics (*di-ag-nos'-tiks*) [*diagnosis*]. The science and art of diagnosis.

diagnostitial (*di-ag-nos-tish'-al*). Procedure having a diagnostic purpose.

diagometer (*di-ag-om'-et-er*). An electroscope for determining the relative conductivity of bodies.

diagraph (*di'-ag-raf*) [διά, through; γράφειν, to record]. An apparatus for recording the outlines of a part.

diahydric (*di-ah-hi'-drik*) [διά, through; ὕδωρ, water]. Relating to transmission through water, as a percussion-note through a stratum of interposed fluid.

dial ciba (*di'-al si'-bah*). Trade name of a preparation of diallyl-barbituric acid, used as a hypnotic.

diallyl (*di-al'-il*). Referring to a compound containing two allyl radicals.

dialysate (*di-al'-is-āt*). A product taken from a solution by dialysis.

dialysis (*di-al'-is-is*) [διά, through, λύειν, to loose]. 1. The separation of parts in general. 2. A loss of strength; dissolution. 3. The separation of several substances from one another in solution by taking advantage of their differing diffusibility through porous membranes. Those that pass through readily are termed crystalloids, those that do not, colloids.

dialytic (*di-al-it'-ik*) [*dialysis*]. 1. Pertaining to or similar to the process of dialysis. 2. Producing relaxation (said of a remedy). 3. A condition of divergent change or evolution.

dialyzable (*di-al-i'-za-bl*). Capable of being separated by diffusion.

dialyzed (*di'-al-īzd*) [*dialysis*]. Separated by dialysis. **d. raw meat,** a reddish fluid with a slightly acid or bitter taste, prepared from fresh beef or mutton to which are added 200 Gm. of water, 5 Gm. of hydrochloric acid, and 2 Gm. of pepsin; the whole is boiled at 38° C. for 5 or 6 hours.

dialyzer (*di'-al-i-zer*) [*dialysis*]. An apparatus for effecting dialysis; also the porous septum or diaphragm of such an apparatus.

diamagnetic (*di-ah-mag-net'-ik*) [διά, across; *magnet*]. Taking a position at right angles to the lines of magnetic force. **d. bodies,** bodies not susceptible of being magnetized.

diamalt (*di'-ah-mawlt*). Trade name of a preparation of malt containing over 60 % of sugar, 13 % of dextrin, and 6 % of protein; it is said to have a higher diastatic power than ordinary malt extracts.

diameter (*di-am'-et-er*) [διά, through; μέτρον, a measure]. A straight line joining opposite points of a body or figure and passing through its center. **d., craniometric,** one of several lines connecting points on opposite surfaces of the cranium. *biparietal,* that joining the parietal eminences; *bitemporal,* that joining the extremities of the coronal suture; *occipitofrontal,* that joining the root of the nose and the most prominent point of the occiput; *occipitomental,* that joining the external occipital protuberance and the chin; *trachelobregmatic,* that joining the center of the anterior fontanel and the junction of the neck and floor of the mouth. **d., pelvic,** any one of the diameters of the pelvis The most important are the following: *anteroposterior* (of pelvic inlet), that which joins the sacrovertebral angle and the pubic symphysis; *anteroposterior* (of pelvic outlet), that which joins the tip of the coccyx with the subpubic ligament; *conjugate,* the *anteroposterior diameter* of the pelvic inlet; *conjugate, diagonal,* that connecting the sacrovertebral angle and subpubic ligament; *conjugate, external,* that connecting the depression above the spine of the first sacral vertebra and the middle of the upper border of the symphysis pubis; *conjugate, true,* that connecting the sacrovertebral angle and the most prominent portion of the posterior aspect of the symphysis pubis; *transverse* (of pelvic inlet), that connecting the two most widely separated points of the pelvic inlet; *transverse* (of pelvic outlet), that connecting the ischial tuberosities.

diametric (*di-am-et'-rik*). 1 Of, pertaining to, or coinciding with a diameter—extremely opposed. **d. pupil,** one which constitutes a vertical slit, as is the case after two iridectomies, one upward and the other downward.

diamide (*di'-am-id*) [*di*, two; *amide*]. A double amide formed by replacing hydrogen in two ammonia molecules by an acid radical. See *hydrazin.*

diamine (*di'-am-in*) [*di*, two; *amine*]. An amine formed by replacing hydrogen in two molecules of ammonia by a hydrocarbon radical. See *amine.*

diaminodihydroxyarsenodibenzene (*di-am-i'-no-di-hi-drok'-se-ar-se'-no-di-ben-zēn*) $NH_2.OH.C_6H_2.As = As.C_6H_2.OH.NH_2$. The correct name for *arsenobenzol* or "606."

diaminuria (*di-am-in-ū'-re-ah*) [*diamine; οὖρον*, urine]. The presence of diamine compounds in the urine.

diamotosis (*di-am-o-to'-sis*) [διά, through; μοτός, lint] The packing of a wound or sore with lint.

diaparaffin (*di-ah-par'-af-in*). Trade name of a preparation containing diamalt and paraffin, used as a laxative.

diapason (*di-ap-ās'-on*) [διαπασῶν, concord]. A tuning fork used to determine deafness, and in the diagnosis of ear diseases.

diapedesis (*di-ah-ped-e'-sis*) [διά, through; πηδᾶν, to leap]. The passage of the white corpuscles, through the unruptured vessel-walls into the tissues, particularly during inflammation.

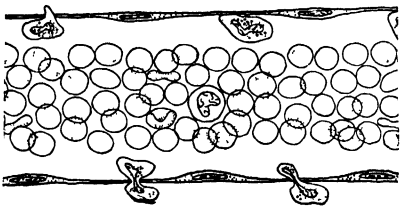

DIAPEDESIS OF LEUKOCYTES. DIAGRAMMATIC. (*Bachman.*)

diapedetic (*di-ap-ed-et'-ik*). Relating to diapedesis.

diaphane (*di'-af-ān*) [διά, through; φαίνειν, to show]. 1. A transparent investing membrane of an organ or cell 2. A small electric lamp used in transillumination.

diaphaneity (*di-af-an-e'-it-e*). Transparency.

diaphanometer (*di-af-an-om'-et-er*) An instrument for observing the transparency of fluids. See also *lactoscope*.

diaphanoscope (*di-af-an'-o-skōp*) [διαφανής, translucent; σκοπεῖν, to inspect]. A device for lighting an interior body-cavity so as to render the boundaries of the cavity visible from the exterior.

diaphanoscopy (*di-af-an-os'-ko-pe*) [see *diaphanoscope*]. Examination of body-cavities by means of an introduced incandescent electric light.

diaphanous (*di-af'-an-us*) [διά, through; φαίνειν, to shine]. Transmitting light; translucent. **d. test of death,** the normal red of the finger-tips when held to the light is not present in death.

diaphemetric (*di-af-em-et'-rik*) [διά, through; ἁφή, touch; μέτρον, measure]. Pertaining to measurements of tactile sensibility.

diaphoresis (*di-ah-for-e'-sis*) [διά, through; φορεῖν, to carry]. Perspiration, especially perceptible perspiration.

diaphoretic (*di-ah-for-et'-ik*) [*diaphoresis*] 1 Causing an increase of perspiration. 2. A medicine that induces diaphoresis.

diaphorm (*di'-ah-form*). Synonym of diacetylmorphine hydrochloride.

diaphotoscope (*di-ah-fo'-to-skōp*) [διά, through; φῶς, light; σκοπεῖν, to inspect]. A variety of endoscope.

diaphragm (*di'-af-ram*) [διά, across, φράγμα, wall]. 1. The wall, muscular at the circumference and tendinous at the center, that separates the thorax and abdomen. The chief muscle of respiration and expulsion. See *muscles, table of.* 2. A thin septum such as is used in dialysis. 3. In microscopy, an apparatus placed between the mirror and object to regulate the amount of light that is to pass through the object. **d., central stop,** in microscopy, a diaphragm having a circular slit just within its margin, the center remaining opaque. **d., condensing,** a diaphragm containing lenses for converging the light-rays. Cf. *Abbe's condenser.* **d., cylindrical,** in microscopy, a piece of substage apparatus fitted with perforated stops, each allowing a different amount of light to pass. **d., graduating,** one which allows a concentric increase or diminution of light. See *d., iris.* **d., inferior,** the vertical part of the diaphragm. Syn., *musculus diaphragmaticus minor.* **d. iris,** a device for changing or regulating the amount of light directed upon an object under the microscope. **d. opening.** The opening in the disc or apparatus of a microscope through which the rays of light pass. **d., pelvic.** 1. See *levator ani,* in table of muscles. 2. The levatores ani and the coccygei muscles combined; also called perineal, and rectal diaphragm. **d., perineal.** See *d., pelvic.* **d.-phenomenon.** See *diaphragmatic phenomenon.* **d., plate,** the ordinary perforated plate or simple shutter diaphragm. **d., rectal.** See *d., pelvic* **d., superior,** the horizontal part of the diaphragm. Syn., *musculus diaphragmaticus major.* **d., thoracoabdominal,** that separating the thoracic and abdominal cavities.

diaphragma (*di-ah-frag'-mah*) [L.]. 1. See *diaphragm.* 2. The velum of the *hydromedusæ.* **d. auris.** See *membrane, tympanic.* **d. cerebri.** See *septum lucidum.* **d. hypophyseos.** See *d. sellæ.* **d. narium,** the septum of the nose. **d. oris,** the mylohyoid muscle. **d. pelvicum, d. pelvis.** See *diaphragm, pelvic.* **d. pharyngis.** See *velum pendulum palati.* **d. sellæ,** a shelf-like process at the base of the skull given off by the dura and forming a roof for the pituitary fossa; it is perforated for the passage of the infundibulum. Syn., *d. hypophyseos.* **d., urogenitale,** the inferior layer of the deep perineal fascia. **d. ventriculorum lateralium.** See *septum lucidum.*

diaphragmalgia (*di-af-rag-mal'-je-ah*) [*diaphragm;* ἄλγος, pain]. Pain in the diaphragm.

diaphragmatalgia (*di-af-rag-mat-al'-je-ah*) [*diaphragm;* ἄλγος, pain]. Pain in or neuralgia of the diaphragm. See *diaphragmodynia.*

diaphragmatic (*di-ah-frag-mat'-ik*) [*diaphragm*]. Relating to the diaphragm. **d. phenomenon,** Litten's sign: in a state of health there can be seen a shadow rising and falling from the vertebral column to the attachment of the diaphragm from the seventh rib to the convexity; this movement can be seen through the thoracic walls, and shows the intensity of respiration and the limit of the diaphragm between its position on inspiration and that on expiration. The upper position corresponds to the liver-margin in the state of rest. Deviations in extent of movement mark certain pathological states.

diaphragmatitis (*di-af-rag-mat-i'-tis*) [*diaphragm;* ιτις, inflammation]. Inflammation of the diaphragm.

diaphragmatocele (*di-ah-frag-mat'o-sēl*) [*diaphragm;* κήλη, hernia]. Hernia of a viscus through the diaphragm.

diaphragmitis (*di-af-rag-mi'-tis*). See *diaphragmatitis.*

diaphragmodynia (*di-af-rag-mo-din'-e-ah*) [*diaphragm;* ὀδύνη, pain]. Pain in the diaphragm.

diaphtherin (*di-af'-ther-in*) [διαφθείρειν, to destroy]. Oxyquinaseptol; a coal-tar derivative composed of two molecules of oxyquinolin and one of aseptol. It is a yellow powder, with a phenol-like odor, and is used as an antiseptic in solutions varying in strength from 1 to 50%.

diaphtol (*di-af'-tol*), $C_9H_7O_4SN$. Orthooxyquinolinmetasulphonic acid. It is used in internal

disinfection of the urinary tract in place of salol Syn., *chinaoseptol; quinaseptol.*

diaphylactic (*di-af-il-ak'-tik*) [διαφυλακτικός, preserving]. Same as *prophylactic.*

diaphysectomy (*di-af-iz-ek'-to-me*) [*diaphysis*; ἐκτόμη, excision]. Excision of a portion of the diaphysis of a long bone.

diaphysis (*di-af'-is-is*) [διά, through; φύεσθαι, to grow]. 1. The shaft of a long bone. 2. An interspace. 3. A prominent part of a bony process. 4. A ligament of the knee-joint.

diaphysitis (*di-af-iz-s'-tis*) [*diaphysis*; ιτις, inflammation]. Inflammation of a diaphysis.

diapiresis (*di-ah-pi-re'-sis*). See *diapedesis.*

diaplasis (*di-ap'-las-is*) [διάπλασις, the setting of a broken limb]. Reduction, as of a dislocation or fracture.

diaplastic (*di-ah-plas'-tik*) [*diaplasis*]. 1. Relating to the setting of a fracture or reduction of a dislocation. 2. Any application therefor.

diaplex, diaplexus (*di'-ap-leks, di-ap-leks'-us*) [διά, between; *plexus*, a network]. The choroid plexus of the third ventricle or diacele.

diapnoe (*di-ap'-no-e*) [διαπνοή, an outlet for the wind]. Insensible perspiration.

diapophysial (*di-ap-off-iz'-e-al*) [διά, apart; ἀπόφυσις, an outgrowth]. Relating to a diapophysis.

diapophysis (*di-ap-off'-is-is*) [διά, apart; ἀπόφυσις, an outgrowth]. The superior or articular part of a transverse process of a vertebra.

diapyema (*di-ap-i-e'-mah*) [διά, through; πῦον, pus: *pl.*, *diapyemata*]. An abscess.

diapyesis (*di-ap-i-e'-sis*) [διά, through; πύησις, suppuration]. Suppuration.

diapyetic (*di-ap-i-et'-ik*) [*diapyesis*]. 1. Promoting diapyesis or suppuration 2. A suppurative.

diarius (*di-a'-re-us*) [*dies*, a day]. Of but a day.

diarrhea, diarrhœa (*di-ar-e'-ah*) [διά, through; ῥεῖν, to flow]. A condition characterized by increased frequency and lessened consistence of the fecal evacuations. **d., atonic.** See *d., camp*, and *d., chronic.* **d., atrophic.** See *d., colliquative.* **d., camp,** a form of diarrhea common among soldiers. The discharges are apt to be purulent, and there is liability to thickening and ulceration of the colon. Syn., *atonic diarrhea.* **diarrhœa carnosa,** dysentery in which flesh-like masses are passed. **d., catarrhal.** 1. A form which is often epidemic at times when catarrhs are prevalent. 2. That of catarrhal gastritis or enteritis. Syn., *diarrhœa acuta serosa mucosa; diarrhœa pituitosa; mucous colitis; phlegmatic diarrhea; rheumatic diarrhea.* **d., choleraic,** severe, acute diarrhea with serous stools, and accompanied by vomiting and collapse. **d., chronic,** that characterized by continuous and intractable discharges, often offensive, bloody, or containing undigested food. It occurs as a manifestation of an intestinal lesion or of a constitutional disease. Syn., *atonic diarrhea; diarrhœa habitualis; mucous colitis.* **d., colliquative,** that characterized by excessively frequent and copious discharges and extreme prostration, and occurring, as a rule, toward the close of a chronic disease. Syn., *atrophic diarrhea.* **d., crapulous,** that due to excessive eating or drinking. **d., critical,** that occurring at the crisis of a disease. **d., feculent.** See *d., simple.* **d., green,** a form occurring in infants and marked by green alvine discharges. It is infectious and due to the bacillus of Lesage, or *Bacillus fluorescens nonliquefaciens.* **d., inflammatory,** that caused by congestion of the intestinal mucosa following sudden chilling of the body-surface, suppression of perspiration or menstruation. It frequently constitutes the socalled cholera infantum and sthenic diarrhea. **d., lienteric,** a form of diarrhea characterized by the passage of fluid stools containing masses of undigested food. **d., membranous,** a form characterized by the presence of mucous shreds in the stools. It may be chronic or subacute, and alternate with constipation. Hysterical symptoms, griping, and abdominal tenderness are often present. Syn., *tubular diarrhea.* **d., mucous.** See *colitis, mucous.* **d., pancreatic,** a persistent form in which the discharges are thin and viscid. It is supposed to depend upon disease of the pancreas. **d., parasitic,** a diarrhea incited by the presence of intestinal parasites. Cf. *diarrhœa verminosa.* **diarrhœa pituitosa.** See *d., catarrhal.* **d., simple,** that form in which the evacuations consist of fecal matter only. Syn., *diarrhœa fusa; diarrhœa stercoralis; diarrhœa vulgaris; feculent diarrhea; saburral diarrhea.* **diarrhœa stercoralis, d. stercorea, d. stercorosa.** See *d., simple.* **d., sthenic.** See *d., inflammatory.* **d., strumous,** a chronic form often met in underfed, strumous children. **d., summer,** an acute form during the intense heat of summer. **d., summer, of children,** that due to *bacillus dysenteriæ*, Shiga, and etiologically identical with acute bacillary dysentery of adults. **d., tubular.** See *d., membranous.* **diarrhœa urinosa.** See *diabetes.* **diarrhœa verminosa,** that due to intestinal worms. Cf. *d., parasitic.* **d., zymotic.** Syn. of *dysentery.*

diarrheal (*di-ar-e'-al*). Relating to, or of the nature of diarrhea.

diarrhemia, diarrhæmia (*di-re-e'-me-ah*) [διά, through; ῥεῖν, to flow; αἷμα, blood]. See *ascites, sanguineous.*

diarsenol (*di-ar'-sen-ol*). Canadian made salvarsan.

diarthrodial (*di-ar-thro'-de-al*) [see *diarthrosis*]. Relating to or of the nature of a diarthrosis.

diarthrosis (*di-ar-thro'-sis*) [διά, through; ἄρθρωσις, articulation]. A freely movable articulation. The various forms are: *arthrodia*, in which the bones glide upon plane surfaces; *enarthrosis*, ball-and-socket joint, with motion in all directions; *ginglymus*, or hinge-joint, with backward and forward motion; and *d. rotatoria*, with pivotal movement. Syn., *perarticulation; prosarthrosis.* **d. ambigua.** See *amphiarthrosis.* **d. obliqua,** an inconstant articulation between the spinous processes of adjacent lumbar vertebræ. **d. obliqua accessoria,** a double articulation sometimes formed by the spinous processes of adjacent dorsal or lumbar vertebræ near the basal ends of the processes. **d., planiform,** arthrodia. **d., rotatory, d., synarthrodial, d., trochoid, d. trochoides.** See *cyclarthrosis.*

diarthrotic (*di-ar-throt'-ik*). See *diarthrodial.*

diaschisis (*di-as'-kis-is*) [διασχίζειν, to split]. An inhibition of functional continuity between different parts of the nervous system.

diascopy (*di-as'-kop-e*) [διά, through; σκοπεῖν, to view]. Looking through glass pressed against the skin shows tissue changes not otherwise visible.

diasostic (*di-as-os'-tik*) [διασώζειν, to preserve]. Pertaining to hygiene or the preservation of health; hygienic; diateretic.

diaspirin (*di-as'-pir-in*). The succinic acid ester of salicylic acid. It is used as aspirin, but is more diaphoretic. Dose, 15–30 gr. (1–2 Gm.).

diastalsis (*di-as-tal'-sis*). A term suggested by Cannon for the downward moving wave of contraction, preceded by a wave of inhibition,

occurring in the small intestine during digestion.

diastaltic (*di-as-tal'-tik*) [διά, apart; στέλλειν, to send]. Reflex; performed (as are many reflex actions) through the medium of the spinal cord.

diastase (*di'-as-tās*) [see *diastasis*]. A nitrogenous vegetable ferment found in malt; it converts starch into glucose. **d., animal,** a general term for the amylolytic enzymes of animals, ptyalin, amylopsin, and the special enzyme of the liver capable of converting glycogen into sugar. **d., pancreatic,** amylopsin. **d., salivary,** ptyalin. **d., vegetable,** the enzyme cf germinating seeds; diastase proper.

diastasemia (*di-as-tas-e'-me-ah*) [διά, apart; στάσις, settling; αἷμα, blood]. Acute anasarca.

diastasic, diastatic (*di-as-tas'-ik, di-as-tat'-ik*) [*diastase*]. 1. Pertaining to diastase. 2. Pertaining to diastasis. **d. action,** the conversion of starch into water-soluble substances by diastase.

diastasimetry (*di-as-ta-sim'-et-re*). The estimation of the amount of diastase.

diastasis (*di-as'-ta-sis*) [διάστασις, separation]. 1. The separation of an epiphysis from the body of a bone without true fracture 2. A dislocation of an amphiarthrotic joint.

diastasum (*di-as-ta'-sum*). Diastase.

diastatic (*di-as-tat'-ik*). 1. Pertaining to a diastasis. 2. Pertaining to diastase.

diastema (*di-as-te'-ma*) [διάστημα, a fissure]. A cleft or fissure.

diastematelytria (*di-as-tem-at-el-it'-re-ah*) [*diastema;* ἔλυτρον, vagina]. Longitudinal and congenital fissure of the vagina.

diastematenteria (*di-as-tem-at-en-te'-re-ah,* [*diastema;* ἔντερον, intestine]. A longitudinal fissure of the intestine. Syn , *diastementersa.*

diastematia (*di-as-tem-a'-she-ah*) [*diastema*]. An abnormality in which the body is split or fissured longitudinally. Syn., *diastematocaulia.*

diastematochilia (*di-as-tem-at-o-kil'-e-ah*) [*diastema;* χεῖλος, lip]. Congenital longitudinal fissure of the lip; hare-lip.

diastematocrania (*di-as-tem-at-o-kra'-ne-ah*) [*diastema;* κρανίον, the skull]. A skull congenitally cleft along the median line.

diastematocystis (*di-as-tem-at-o-sis'-te-ah*) [*diastema;* κύστις, bladder]. Congenital longitudinal fissure of the bladder.

diastematogastria (*di-as-tem-at-o-gas'-tre-ah*) [*diastema;* γαστήρ, stomach]. A mesial fissure of the ventral wall of the body.

diastematoglossia (*di-as-tem-at-o-glos'-e-ah*) [*diastema;* γλῶσσα, the tongue]. A congential longitudinal fissure of the tongue.

diastematognathia (*di-as-tem-at-og-na'-the-ah*) [*diastema;* γνάθος, jaw]. Congenital longitudinal fissure of the jaw.

diastematometria (*di-as-tem-at-o-me'-tre-ah*) [*diastema;* μήτρα, womb]. Congenital longitudinal median fissure of the uterus

diastematomyelia (*di-as-tem-at-o-mi-e'-le-ah*) [*diastema;* μυελός, marrow]. A congenital splitting or doubling of the spinal cord.

diastematopyelia (*di-as-tem-at-o-pi-e'-le-ah*) [*diastema;* πύελος, a trough]. A mesial fissure of the pelvis.

diastematorrhachia (*di-as-tem-at-o-ra'-ke-ah*) [*diastema;* ῥάχις, the spine]. A congenital longitudinal fissure of the vertebral column.

diastematorrhinia (*di-as-tem-at-or-in'-e-ah*) [*diastema;* ῥίς, the nose]. A congenital mesial fissure of the nose.

diastematostaphylia (*di-as-tem-at-o-staf-il'-e-ah*) [*diastema;* σταφυλή, the uvula]. A congenital mesial fissure of the uvula.

diastematosternia (*di-as-tem-at-o-ster'-ne-ah*) [*diastema; sternum*]. Median congenital fissure of the sternum.

diastementeria (*di-as-tem-en-te'-re-ah*). See *diastematenteria.*

diaster (*di-as'-ter*). The karyokinetic figure assumed by the aster of a dividing nucleus before the formation of the stars at the ends of the nuclear spindle. It is the sixth stage of karyokinesis. See *karyokinesis.*

diastin (*di-as'-tin*). Trade name for a form of diastase.

diastoid (*di'-as-toid*). Trade name for a dry malt preparation.

diastol (*di'-as-tol*). A proprietary malt extract.

diastole (*di-as'-to-le*) [διαστολή, a drawing apart]. The period of dilatation of a chamber of the heart; used alone it signifies diastole of the ventricles. **d., arterial,** the expansion of an artery following the ventricular systole. **d., auricular,** the dilatation of the cardiac auricle. **d., cardiac,** the period of expansion which follows a cardiac contraction. **d., ventricular,** the dilatation of the cardiac ventricles.

diastolic (*di-as-tol'-ik*) [*diastole*]. Pertaining to the diastole of the heart. **d. impulse,** the backstroke. **d. murmur,** a murmur occurring during the diastole. **d. thrill,** the vibration felt in the region of the heart during the diastole of the ventricles.

diastrephia (*di-as-tref'-e-ah*) [διά, apart; στρέφειν, to turn]. Insanity marked by acts of cruelty and by gross perversion of the moral sense.

diastrophometry (*di-as-tro-fom'-et-re*) [διαστροφή, distortion; μέτρον, a measure]. The measurement of deformities.

diatactic (*di-at-ak'-tik*) [διατάσσειν, to make ready]. Preparatory. **d. action,** the supposed molecular establishment of unions between different brain cells and nerve-centers preparatory to coordinated motor activity.

diataxia (*di-at-aks'-e-ah*). Bilateral ataxia, in opposition to hemiataxia.

diatela, diatele (*di-at-e'-lah, di'-at-ēl*) [διά, between; *tela,* a web]. The membranous roof of the diacele (third ventricle).

diateretic (*di-at-er-et'-ik*) [διατηρεῖν, to watch closely]. Of or pertaining to the practice of hygiene; diasostic.

diaterma (*di-at-er'-mah*) [διά, between; τέρμα, end]. A portion of the floor of the diacele. It has a nearly dorso-ventral direction.

diathermal, diathermanous (*di-ath-er'-mal, di-ather'-man-us*) [διά, through; θέρμη, heat]. Permeable by waves of radiant heat.

diathermia (*di-ath-er'-me-ah*). Diathermy, *q. v.*

diathermometer (*di-ah-ther-mom'-et-er*) [*dia; thermometer*]. An appliance for measuring the heat-conducting capacity of substances.

diathermy (*di-ath-er'-me*) [διά, through; θέρμη, heat]. Elevation of temperature in the deep tissues, induced by a high-frequency current.

diathesin (*di-ath'-es-in*), $C_7H_8O_3$. A substitute for salicylic acid, the salicylates, and salicin; its use is indicated in gouty diatheses. Dose 7½–15 gr. (0.5–1.0 Gm.).

diathesis (*di-ath'-es-is*) [*dia;* τιθέναι, to arrange]. A state or condition of the body whereby it is especially liable to certain diseases, such as gout, calculus, diabetes, etc. It may be acquired or hereditary. **d., aneurysmal,** inherent predis-

position to aneurysms. **d., bilious,** the morbid condition that follows chronic disturbance of the portal circulation and imperfect elimination of bile. **d., calculous,** a constitutional tendency to the formation of calculi. **d., cancerous.** See *cachexia, cancerous.* **d., catarrhal,** a tendency to excessive secretion of mucus. **d., climatic,** a morbid state of body dependent upon local physical conditions, as elevation, soil, water, humidity, etc. **d., congestive,** a constitutional tendency to vasomotor disturbances and local congestions. **d., furuncular.** See *furunculosis.* **d., gouty, d., lithic.** See *d., uric-acid.* **d., hemorrhagic.** See *hemophilia.* **d., lithic,** predisposition to lithemia. **d., osseous, d., ossific,** a tendency to abnormal development of bony tissues. **d., osteophytic,** a constitutional tendency to the formation of abnormal ankyloses **d., psychopathic,** a hereditary predisposition to mental derangement. **d., rheumatic.** See *d., uric-acid.* **d., scorbutic.** See *scurvy.* **d., scrofulous,** a hereditary predisposition to scrofulous affections. Syn., *strumous diathesis.* **d., strumous.** See *d., scrofulous.* **d., syphilitic,** hereditary syphilis. **d., tuberculous,** a constitutional inability to resist tuberculous infection. Syn., *phthisical diathesis.* **d., uratic,** tendency to gout. **d., uric-acid,** a constitutional tendency to the accumulation of uric acid and urates in the fluids of the body and the development of rheumatism, gout; etc.; the arthritic, gouty, rheumatic, or lithic diathesis.

diathetic (*di-ath-et'-ik*) [*diathesis*]. Relating to a diathesis.

diatom (*di'-at-ŏm*). One of the *Diatomaceæ,* a group of microscopic Algæ.

diatomic (*di-at-om'-ik*) [δίς, two; ἄτομος, atom]. 1. Consisting of two atoms. 2. Divalent.

diatussin (*di-at-us'-in*). Trade name of a preparation containing thymus gland and pinguecula, said to be useful in cases of whooping cough, or bronchial troubles.

diaxon, diaxone (*di-aks'-ŏn*) [*dis;* ἄξων, axis]. 1. In biology, having two axes. 2. A neuron having two axons.

diazin (*di-az'-in*). An azin derivative containing an extra nitrogen atom.

diazo- (*di-az-o-*) [*dis; azotum,* nitrogen]. A prefix signifying that a compound contains phenyl, C_6H_5, united with a radical consisting of two nitrogen atoms. **d.-reaction, d.-test,** a urinary test, valuable in the diagnosis of enteric fever. The solutions required are: (*a*) A saturated solution of sulphanilic acid in a 5 % solution of hydrochloric acid; (*b*) a 0.5 % solution of sodium nitrite. Mix *a* and *b* in the proportion of 40 Cc. of *a* to 1 Cc. of *b,* and to a few cubic centimeters add an equal volume of urine, and, after shaking well, allow a few drops of ammonia to flow down the side of the tube. A garnet-red color at the point of contact denotes the reaction, or a rose-pink foam after shaking.

diazoma (*di-az-o'-mah*) [διάζωμα, diaphragm]. Diaphragm.

diazonal (*di-az'-o-nal*) [διά, through; ζώνη, a zone]. Applied by Fürbringer to nerve-trunks which lie across a sclerozone.

diazyme (*di'-az-im*). Trade name for a diastatic extract of the pancreatic glands.

dib. The knee-pan or ankle-bone of a sheep's leg.

dibasic (*di-ba'-sik*) [δίς, two; βάσις, base]. Of a salt, containing two atoms of a monobasic element or radical; of an acid, having two replaceable hydrogen atoms.

dibenzyl (*di-ben'-zil*), $C_{14}H_{14}$. A compound prepared by the action of sodium upon benzyl chloride.

dibenzylamine (*di-ben-zil'-am-in*), $C_{14}H_{15}N$. An oily liquid having the constitution of ammonia in which two atoms of hydrogen are replaced by two molecules of benzyl.

diblastic (*di-blas'-tik*) [δίς, double; βλαστός, germ]. Referring to any theory of disease that ascribes it to a double agency.

diblastula (*di-blas'-tū-lah*) [δίς, two; *blastula*]. A blastula containing both ectoderm and entoderm.

diborated (*di-bo'-ra-ted*). Combined with two molecules of boric acid.

Dibothriocephalus (*di-both-re-o-sef'-al-us*). A genus of cestode worms. See *Bothriocephalus latus.*

Dibothrium (*di-both'-re-um*) [L.]. A genus of cestode worms. **D. latum.** See *Bothriocephalus latus.*

dibromated (*di-bro'-ma-ted*). Containing two atoms of bromine in the molecule.

dibromethane (*di-bro-meth-ān'*). See *ethylene bromide.*

dibromide (*di-bro'-mid*). A compound consisting of an element or radical and two atoms of bromine.

dibromogallic acid (*di-bro-mo-gal'-ik*). Gallobromol.

dicalcic (*di-kal'-sik*). Containing two atoms of calcium in each molecule. **d. orthophosphate,** $Ca_2H_2(PO_4)_2$, a salt occurring in urinary deposits.

dicamphendion (*di-kam-fen'-de-on*), $(C_8H_{14}O)_2$. A reaction-product obtained from bromocamphor by action of metallic sodium; it occurs in flat yellow needles which melt at 193° C.

dicamphor (*di-kam'-for*), $(C_{10}H_{18}O)_2$. A colorless crystalline substance, melting at 166° C., obtained with *dicamphendion* (*q. v.*).

dicarbonate (*di-kar'-bon-āt*). Bicarbonate.

dicentrine (*di-sen'-trēn*). An alkaloid derived from *Dicentra pusilla,* a Japanese plant.

dicephalism (*di-sef'-al-izm*) [δίς, two; κεφαλή, head]. The condition of having two heads.

dicephalous (*di-sef'-al-us*). Two-headed.

dicephalus (*di-sef'-al-us*) [δίς, two; κεφαλή, a head]. A monster with two heads.

dichastasis (*di-kas'-tas-is*) [δίχασις, division]. In biology, spontaneous fission.

dichlamydeous (*di-klam-id'-e-us*) [δίς, two; χλαμύς, a mantle]. In biology, applied to flowers having both floral envelopes.

dichloracetic acid (*di-klor-as-e'-tik*). See *acid, dichloracetic.*

dichloralantipyrine (*di-klo-ral-an-te-pi'-rin*). See *antipyrine bichloral.*

dichloramine. Same as dichloramine-T, *q. v.*

dichloramine-M. Methyl-diphenyl-methyl dichloramine.

dichloramine-T. Same as *chloramine-T, q. v.*

dichlorethane (*di-klor-eth'-ān*). See *ethene chloride.*

dichlorethyl sulphide (*di-klor-eth'-il*). A form of mustard gas.

dichloride (*di-klo'-rid*). A compound in each molecule of which two atoms of chlorine are combined with an element or radical.

dichlormethane (*di-klor-meth'-ān*). See *methylene dichloride.*

dichotomy (*di-kot'-o-me*) [δίχα, in two; τέμνειν, to cut]. 1. The state of being bifid; the phenomenon of bifurcation. 2. Division into two parts. 3. Division of a professional fee; the

paying of a commission by a consultant or surgeon to the practitioner who refers a case. **d., anterior,** said of a double monster united below the upper limbs. **d., posterior,** said of a double monster in which the two individuals are fused above the posterior extremities

dichroic (*di-kro'-ik*). Pertaining to dichroism.

dichroism (*di'-kro-izm*) [δίς, double; χροΐα, color]. The phenomenon of difference of color in bodies when viewed by reflected or by transmitted light.

dichromasy (*di-kro'-mas-e*) [δίς, two; χρῶμα, color]. The condition of a dichromat; inability to distinguish more than two colors.

dichromate (*di-kro-māt*). A person with dichromatopsia. Cf. *monochromate; trichromate.*

dichromatopsia (*di-kro-mat-op'-se-ah*) [δις, χρῶμα, color; ὄψις, sight]. A form of color-blindness in which there are two sharply limited regions at the ends of the spectrum within which there are no changes of hue, but merely of intensity. All other parts of the spectrum, the "middle region," can be produced by mixtures of the two end regions.

dichromic (*di-kro'-mik*). 1. Marked by two colors. 2. Containing two atoms of chromium.

dichromism (*di-kro'-mizm*) [*di-*; χρῶμα, color]. The state of presenting one color when seen by reflected light, and another when seen by transmitted light. See also *dichromatopsia.*

dichromophilism (*di-kro-mof'-il-izm*) [*di-*; χρῶμα, color; φιλεῖν, to love]. Capability for double staining.

dichromous, dichroous, dichrous (*di'-kro-mus, di'-kro-us, di'-krus*). Having two colors; relating to dichroism.

dicinchonine (*di-sin'-kon-en*) [*di-*; *cinchona*], $C_{38}H_{44}N_4O_2$. An alkaloid of cinchona-bark.

Dick's test for scarlet fever [George F. *Dick*, and Gladys Henry *Dick*, American physicians]. The filtrate of a culture of specific hemolytic streptococcus will develop a specific skin test similar to the Schick test for susceptibility to diphtheria. 0.1 to 0.2 Cc. of a dilution of the filtrate of the hemolytic streptococcus in physiological saline solution is injected intracutaneously into the anterior surface of the forearm. A positive reaction begins in four to six hours, with maximum in from twenty to thirty hours. There is local area of redness of size of a quarter to a half-dollar. It subsides in 48 hours.

dicliditis (*di-klid-i'-tis*) [δικλίδες, folding doors, or valves; ῖτις, inflammation]. Inflammation of a valve; valvulitis.

diclidostosis (*di-klid-os-to'-sis*) [δικλίδες, folding doors; ὀστέον, a bone]. Ossification of the venous valves. Syn. *osteodiclisis.*

diclidotomy (*di-klid-ot'-o-me*) [δικλίδες, valves; τεμνεῖν, to cut]. 1. Incision of a valve; valvotomy. 2. Cutting the rectal folds.

dicoria (*di-kor'-e-ah*). Diplocoria.

dicranous (*di-kra'-nus*) [δίκρανος, two-headed]. Dicephalous.

dicranus (*di-kra'-nus*). A dicephalous monster.

dicrotic (*di-krot'-ik*) [δίκρανος, double beating], Having a double beat. **d. pulse.** See *dicrotism.* **d. wave,** the recoil-wave of the sphygmographic tracing, generated by closure of the aortic valves.

dicrotism (*di'-kro-tizm*) [see *dicrotic*]. A condition of the pulse in which with every wave there is given to the finger of the examiner the sensation of two beats. It is present when the arterial tension is low.

dictyitis (*dik-te-i'-tis*). [δίκτυον, net, retina]. Retinitis.

dictyopsia (*dik-te-op'-se-ah*) [δίκτυον, net; ὄψις, view]. The sensation as if a net were stretched before the eyes.

didactic (*di-dak'-tik*). Teaching by description and theory; opposed to clinical.

didactylism (*di-dak'-til-izm*) [δίς, double; δάκτυλος, a finger]. The condition of having congenitally but two digits on a hand or foot.

didelphic, didelphous (*di-del'-fik, -fus*) [δίς, double; δελφύς, the uterus]. Having a double uterus.

diduction (*di-duk'-shun*) [*diducere*, to draw apart]. Abduction of two parts; the withdrawal of a part.

diductor (*di-duk'-tor*) [*diduction*]. A muscle which in action produces diduction.

didymalgia (*did-e-mal'-je-ah*) [δίδυμος, testicle; ἄλγος, pain]. Pain in a testicle.

didymin (*did'-im-in*) [δίδυμοι, the testes]. A dry preparation made from the testes of the ox. Aphrodisiac dose 5 gr. (0.3 Gm.). In larger doses it is hypnotic.

didymitis (*did-e-mi'-tis*) [δίδυμος, a testicle; ῖτις, inflammation]. Orchitis affecting mainly the body of the testicle.

didymium (*di-dim'-e-um*) [δίδυμος, twin]. A substance formerly thought to be an element, but now recognized as a mixture of the two elements neodymium and praseodymium.

didymodynia (*did-im-o-din'-e-ah*) [δίδυμος, testicle; ὀδύνη, pain]. Pain in the testicle.

didymous (*did'-im-us*) [δίδυμος, twin]. Twin, arranged in a pair, or in pairs

didymus (*did'-im-us*) [δίδυμος, twin]. A twin; a twin-monstrosity; a testicle.

die (*di*). To cease to live; to become dead.

diechoscope (*di-ek'-o-skōp*) [δίς, twice; ἔχω, a sound; σκοπεῖν, to examine]. A kind of stethoscope for the simultaneous perception of two different sounds in two different parts of the body.

diecious (*di-e'-shus*) [δίς, two; οἶκος, house]. In biology, having the two sexes in different individuals, or in two households as staminate and pistillate flowers separate and on separate plants.

Dieffenbach's operation (*de-fen-bakh'*) [Johann Friedrich *Dieffenbach*, German surgeon, 1792–1847]. *For amputation at the hip-joint;* an elastic ligature is applied around the limb, a circular incision is made down to the bone, the vessels are secured, and the ligature removed; a knife is inserted two inches above the greater trochanter and the incision is carried down the outer aspect of the bone to meet the circular incision; the joint is then disarticulated.

dielectric (*di-el-ek'-trik*) [διά, through; ἤλεκτρον, amber]. Transmitting electricity by induction and not by conduction. **d., pseudo-,** any compound which acts as a dielectric when pure, but as an electrolyte when mixed with other members of its own class.

dielectrolysis (*di-e-lek-trol'-is-is*) [διά, through; *electrolysis*] Galvanic electrolysis of a compound, the current passing at the same time through a diseased portion of the body and carrying one of the elements of the compound with it.

dien (*di'-en*). A contraction of diencephalon.

diencephal (*di-en'-sef-al*). Same as *diencephalon.*

diencephalon (*di-en-sef'-al-on*) [διά, between; ἐγκέφαλος, brain]. That part of the brain between the prosencephalon and the mesen-

cephalon It includes the thalami and the third ventricle. Syn, *between-brain*

dieresis (*di-er'-es-is*) [διαίρεσις, a division] A solution of continuity, as an ulceration etc

dieretic (*di-er-et'-ik*) [*diaeresis*] Destructive, escharotic, corrosive

dies and counter-dies. Metallic casts obtained by molding in sand or dipping in molten zinc and lead, or other alloys, such as babbitt metal, they are used for stamping up dental plates, and generally described as male and female castings between which the plate is swaged

diestrous, dioestrous (*di-es'-trus*) Pertaining to a type of sexual season in female animals in which there is a short period of sexual rest

diestrum, dioestrum (*di-es'-trum*) [διά, between, οἶστρος, gad fly] The short period of sexual rest characteristic of some female animals

diet (*di'-et*) [δίαιτα, a system or mode of living] The food taken regularly by an individual, the food adapted to a certain state of the body, as *fever diet convalescent-diet* **d., addition.** After bowel cleansing the patient is fed meat for 3 days then another food is added every 24 hours until allergy symptoms appear, in 20 minutes to 3 hours The offending food is kept from diet **d., Banting's.** See *Banting cure* **d., bland,** one consisting of food that is free from the ingredients which excite heat but containing all the nutrients—protein, carbohydrates, and fat—necessary for the maintenance of man **d., diabetic,** a diet mostly of meats and green-vegetables starches and sugars being excluded **d, fever-,** a nutritious easily digestible liquid or semiliquid diet usually with milk and meat-broths, as a basis **d, gouty,** a diet of simple nutritious food avoiding wines fats pastries and much meat **d line ration** Proportioning the carbohydrates, proteins and fats Each line contains 5 Gms of c, 7½ Gms of p, and 15 Gms of f, hence 9 lines contain 1710 calories **d., Tufnell's,** a highly nutritious diet, including but a small amount of liquids, employed in the treatment of aneurysm See *diet table*, p 416

dietarian (*di et a'-re-an*) A physician who pays special attention to matters of diet

dietary (*di'-et-a-re*) [*diet*] A system of food-regulation intended to meet the requirements of the animal economy

dietetic (*di-et-et'-ik*) [*diet*] Pertaining to diet

dietetics (*di-et-et'-iks*) The science of the systematic regulation of the diet for hygienic or therapeutic purposes

diethyl (*di-eth' il*), C_4H_{10} A double molecule of ethyl, in a free state it constitutes normal butane **d. acetal.** See *acetal* (1) **d. acetone, d. ketone,** $C_2H_5C_2H_5CO$ A hypnotic liquid used in mania Syn, *propione* **d glycocoll-guaiacol hydrochlorate,** an antiseptic used in pulmonary tuberculosis, ozena, etc Dose 15–60 gr (1–4 Gm) Syn, *gujasanol*

diethylamine (*di-eth-il'-am-in*), NC_4H_{11} A non-poisonous, liquid ptomaine obtained from putrefying fish.

diethylbarbituric acid (*di-eth'-il-bar-bit-ū'-rik*) Veronal.

diethylenediamine. See *piperazine*

dietist (*di'-et-ist*) One who is expert in questions of diet, a dietarian or dietitian

dietitian (*di-et-ish'-an*) [*diet*] See *dietist*

Dietl's crises (*dē'-til*) [Joseph *Dietl*, Austrian physician, 1804–1878] Paroxysms of gastric distress and severe abdominal pain occurring in nephroptosis, probably dependent on acute hydronephrosis from twisting of the ureter

dietotherapy (*di-et-o-ther'-ap-e*) [*diet*; θεραπεία, therapy]. The therapeutic regulation of diet

Dietrich's reaction for uric acid. A red coloration results from the addition of a solution of sodium hypochlorite or hypobromite to the uric-acid solution The color vanishes on adding caustic alkali.

Dieudonné's medium (*de-ū-don-a'*) [Adolph *Dieudonné*, German physician, 1864–] An alkaline medium for bacterial cultures, it is composed of defibrinated ox blood, solution of potassium hydroxide, and cholera agar.

Dieulafoy's triad (*de-ū'-laf-oy*) [Georges *Dieulafoy*, French physician, 1839–1911] Muscular contraction, tenderness, and hyperesthesia of the skin at McBurney's point in appendicitis

differential (*dif-er-en'-shal*) [*differentia*, difference] Pertaining to or creating a difference **d blood-count,** an estimation of the number of different kinds of leukocytes in a cubic millimeter of blood **d. diagnosis.** See *diagnosis, differential* **d. staining,** a method of staining tubercle and other bacilli, founded upon the fact that they retain the color in the presence of certain reagents that decolorize the surrounding tissues

differentiation (*dif-er-en-she-a'-shun*) [see *differential*] 1 The act or process of distinguishing or making different 2. Changing from general to special characters, specialization

diffluence (*dif'-lu-enz*) [*diffluere*, to flow apart] The condition of being almost liquefied

diffraction (*dif-rak'-shun*) [*dis*, apart, *fractus*, broken] The deflection or the separation into its component parts that takes place in a ray of light when it passes through a narrow slit or aperture **d grating,** a strip of glass closely ruled with fine lines, it is often used in the spectroscope in lieu of the battery of prisms

diffusate (*dif'-ū-sāt*) [*diffuse*] The portion of the liquid which passes through the animal membrane in dialysis, and holds crystalloid matter in solution Dialysate

diffuse (*dif ūs'*) [*diffundere*, to spread by pouring] Scattered, not limited to one tissue or spot, opposed to localized

diffusibility (*dif u-zi-bil'-it-e*) Capacity for being diffused **d of gases,** Dalton's term for that property by which two or more gases in an inclosed space expand as if the space were occupied by one gas alone, the elastic force of the mixture being equal to the sum of the elastic forces of the combined gases

diffusible (*dif ū'-zib l*) [*diffuse*] Capable of being diffused **d. stimulant,** a stimulant which has a prompt but fleeting effect

diffusiometer (*dif-ū-ze-om'-et-ur*) [*diffusion*, μέτρον, a measure] A device for estimating the diffusibility of gases

diffusion (*dif-ū'-zhun*) [*diffuse*]. 1. A spreading-out 2 Dialysis **d.-circle,** the imperfect image formed by incomplete focalization, the position of the true focus not having been reached by some of the rays of light or else having been passed **d. vacuoles.** See under *vacuoles*

diffusol (*dif-fū'-sol*). A soapy solution containing 50 % of specially purified cresols, soluble in water

difluordiphenyl, difluorodiphenyl (*di-flu-or-di-fen'-il, -o-di-fen'-il*), $C_6H_4Fl\text{-}C_6H_4Fl$, used as a 10 % dusting-powder or as a 10 % ointment in treating luetic ulcers, etc

DIET TABLE (By Courtesy of the American National Red Cross Society)

FOOD VALUE OF AN AVERAGE SERVING OF CERTAIN FOOD MATERIALS

NAME OF FOOD	APPROXIMATE AMOUNT OF ONE SERVING				GROWTH AND HEALTH FACTORS												
					ENERGY FACTORS						TISSUE BUILDING FACTORS				REGULATORY FACTORS: Relative distribution of vitamins		
					Distribution of calories and grams						Percentage of the total daily requirement for an average adult						
	Measure	Weight		Total calories	Protein		Fat		Carbohydrate		Protein	Calcium	Phosphorus	Iron	A	B	C
		Oz.	Gms.		Cal.	Gms.	Cal.	Gms.	Cal.	Gms.	Per cent						
MILK and MILK PRODUCTS:																	
Milk, whole	½ pt.	8½	240.9	170	34	8.5	88	9 7	48	12	11 5	43 5	17.2	3.9	+++	++	+
Buttermilk	½ pt.	8 4/5	249 5	89	29	7 2	12	1 3	48	12	10.6	38 5	18 3	4.1	+	++	+
Cheese, American	cube 1 in.	2/3	18 9	89	23	5 7	63	7 0	3	0 7	7.7	27 7	10 5	1 8	++	*	*
Cheese, cottage	3 2/3 T.	2	56 7	62	49	12 2	2	0 2	11	2 7	17 4	8 4	14 0	....	+	*	*
Cream, thin	2 T.	1	28 3	50	2	0 5	43	4 7	5	1 2	0 9	3 7	1.7	0.3	+++	++	+
Butter	pat 1 T.	½	14 1	100	1	0 2	99	11 0	...	..	0 2	0 3	0.1	0.2	+++	−	−
Ice cream	2/3 C.	5	141 7	320	13	3 2	202	22 4	105	26.2	3 2	13 0	5 9	1.2	++	++	+
FAT and SALAD OILS:																	
Animal fat	1 T.	2/5	11 3	100	.....	.....	100	11.1	.....	.....	.....	.....	.....	.....	+	−	−
Olive oil	1 T.	2/5	11 3	100	. ...	.....	100	11 1	.....	.....	.....	.....	.....	.....	−to+	−	−
Cottonseed oil	1 T.	2/5	11 3	100	.. ...	.....	100	11.1	.....	.....	... ..	.. ...	.....	.....	?	−	−
BREAD and CEREALS:																	
Bread, white	slice 3 x 3½ x ½ in.	2/3	18.9	50	7	1.7	3	0 3	40	10.0	2.5	0.8	1.3	1.2	?	+	−
Graham bread	1 slice 3¼ x 2 x 3/8 in.	½	14 1	33	5	1.2	2	0.2	26	6 5	1.6	1 0	2.1	2.1	+	++	?
Boston brown bread	½ in. slice, 3 in. diam.	1 1/5	34 0	67	7	1.7	6	0 6	54	13 5	2 5	5.5	4 1	5.7	*	*	*
Bran, wheat	¼ cup	3/5	17 0	54	8	2 0	3	0 3	43	10 7	2 8	3 1	16 3	9 2	+	++?	−
Corn meal, cooked	2/3 cup	6	170 1	100	10	2 5	5	0 5	85	21 2	3 7	0 7	4.0	2 0	−to+	++	−

DIET

DIET TABLE.—*(Continued)*

BREAD and CEREALS —*Continued*																	
Hominy grits, cooked	½ cup	4 ¾	134	6	70	6	1	5	1	0	1	63	15	7	2	3	0	2	1	4	1	2	*	−to+	*
Macaroni, cooked	½ cup	2 3/5	73	7	50	7	1	7	1	0	1	42	10	5	2	6	0	4	1	5	1	1	*	*	*
Oatmeal, cooked	2/3 cup	5¼	148	8	67	11	2	7	11	1	2	45	11	2	4	0	1	6	5	0	4	3	−to+	++	−
Rice, brown, steamed	¾ cup	4	113	4	100	10	2	5	7	0	7	83	20	7	3	6	0	4	4	5	3	9	+	++	−
Rice, white, steamed	¾ cup	4	113	4	100	9	2	9	1	0	1	90	22	5	3	2	0	1	2	0	1	7	−	−	−
EGGS:																									
Egg, whole, in shell	1 egg	2½	70	8	70	25	6	2	45	5	0				9	0	4	6	6	5	9	5	++	+	−
Egg, white	1	1	28	3	14	13	3	2	1	0	1				4	8	0	4	0	2	0	2	−	*	−
Egg, yolk	1	3/5	17	0	56	11	2	7	45	5	0				3	4	3	0	5	0	8	6	+++	++.	−
MEAT, FISH and POULTRY:																									
Bacon, cooked	4–5 small slices	½	14	1	100	13	3	2	87	9	6				4	6	0	3	2	6	3	2	−to+	+	?
Beef, lean, round, broiled	2 slices, 4 x 3 x 1 1/8 in	4	113	4	200	96	24	0	104	11	5				34	2	2	0	19	6	24	0	−to+	+	−to+
Chicken, roast	1 slice, 4 x 2⅓ x ¼ in	1 2/3	47	2	100	51	12	7	49	5	4				18	2	1	0	10	4	12	7	−to+	+	*
Fish, lean, broiled	1 slice, 4 x 2¼ x 1 in	4	113	4	133	81	20	2	52	5	7				28	9	3	2	17	6	7	4	−to+	++	*
Ham, boiled	1 slice, 4¾ x 6 x 1/8 in	2	56	7	150	44	11	0	106	11	7				15	7	0	9	8	9	11	0	−to+	+	−
Lamb, chop, broiled	1 chop	1 3/5	45	3	100	40	10	0	60	6	6				14	2	0	9	8	1	10	0	*	+	*
Lamb, roast	1 slice, 3½ x 4½ x 1/8 in	1 4/5	51	0	100	41	10	2	59	6	5				14	6	0	9	8	4	10	2	*	+	*
Liver, calves, broiled	medium size serving	2 4/5	79	3	100	62	15	5	38	4	2				22	1	1	3	12	6	15	5	++	++	+
Mutton, roast	1 slice, 3 x 3¾ x 1/8 in	1 1/5	34	0	100	33	8	2	67	7	4				11	7	0	7	6	7	8	2	−to+	+	?
Oysters, raw	½ cup	5 2/5	153	0	75	37	9	2	18	2	0	20	5	0	13	2	11	7	17	4	44	6	+	++	+
Pork chop, lean, broiled	1 chop	2 2/5	68	0	200	64	16	0	136	15	1				23	0	1	4	13	1	16	1	−to+	++	−
Veal leg, lean, broiled	1 serving	4 1/3	122	8	150	105	26	2	45	5	0				37	4	2	2	21	2	26	1	−to+	+	*
VEGETABLES:																									
Asparagus	4 stalks 4 in long	1½	42	5	10	3	0	7	1	10	1	6	1	5	1	1	1	8	1	3	3	0	+to++	+++	*
Beans, Lima, dried	¼ cup	2	56	7	200	42	10	5	8	0	8	150	37	5	16	6	5	9	14	5	26	7	*	*	*
Beans, Lima, fresh	½ cup	3	85	0	100	23	5	7	5	0	5	72	18	0	8	2	2	9	8	3	11	0	*	*	*
Beans, dried†	¼ cup	1¾	49	6	171	45	11	2	8	0	8	118	29	5	15	9	11	8	17	7	23	1	+	+++	*
Beans, string, fresh	1/3 cup	1 1/3	37	8	15	3	0	7	1	0	1	11	2	7	1	2	2	4	1	4	2	7	++	++	++
Beets	1/3 cup cubes	2	56	7	25	3	0	7	1	0	1	21	5	2	1	2	2	4	1	6	2	2	+	+	+
Cabbage, chopped	½ cup	1 1/8	31	9	10	2	0	5	1	0	1	7	1	7	0	7	2	1	0	7	2	3	+to++	++	+++
Carrots, cooked	2 medium	4	113	4	40	4	1	0	2	0	2	34	8	5	1	4	7	3	3	0	3	5	++	+	+
Cauliflower	1/5 small head	2 1/3	66	1	20	5	1	2	3	0	3	12	3	0	1	7	11	9	3	0	2	6	+	++	+
Celery	¼ cup	1 1/5	34	0	6	2	0	5				4	1	0	0	1	3	7	3	8	1	1	−to+	++	*
Corn fresh	1 ear 6 in	4½	127	6	50	6	1	5	4	0	4	40	10	0	2	2	0	4	3	9	2	6	+	++	−
Corn, canned	1/3 cup	3 3/5	102	1	100	11	2	7	11	1	2	78	19	5	4	4	0	8	7	7	5	3	*	*	*

DIET

DIET TABLE.—(*Continued*)

NAME OF FOOD	APPROXIMATE AMOUNT OF ONE SERVING				GROWTH AND HEALTH FACTORS												
					ENERGY FACTORS						TISSUE BUILDING FACTORS				REGULATORY FACTORS		
					Distribution of calories and grams						Percentage of the total daily requirement for an average adult				Relative distribution of vitamins		
	Measure	Weight		Total calories	Protein		Fat		Carbohydrate		Protein	Calcium	Phosphorus	Iron	A	B	C
		Oz	Gms		Cal	Gms	Cal	Gms	Cal	Gms	Per cent						
Cucumber	2/5 cucumber 7 in long	3¾	106 3	16	3	0 7	2	0 2	11	2 7	1 0	2 1	2 3	1 2	−to+	+	++?
Dandelion greens	½ cup	4 1/3	122 8	75	12	3 0	11	1 2	52	13 0	4 2	19 0	6 6	22 0	++	++	+
Lentils dried	3¾ T	1⅛	42 5	150	44	11 0	4	0 4	102	25 5	15 8	6 8	14 3	24 7	+	++	−
Lettuce	¼ head	2 1/3	66 1	12	3	0 7	2	0 2	7	1 7	1 1	4 0	2 0	6 3	+to++	++	+++
Okra	5 to 6 pods	2	56 7	20	3	0 7	1	0 1	16	4 0	1 1	6 6	0 8		*	++	*
Onions	3 to 4 medium	7 1/5	204 1	100	13	3 2	6	0 6	81	20 2	4 7	10 1	7 0	6 7	−to+	+	++
Parsnips	½ cup slices	3	85 0	50	5	1 2	3	0 3	42	10 5	1 8	6 6	4 4	3 0	−?	++	*
Peas, dried	3/8 cup	2 4/5	79 3	253	70	17 5	6	0 7	177	44 2	25 0	9 7	23 0	27 8	+	++	?
Peas, fresh	3/8 cup	1¾	49 6	50	14	3 5	2	0 2	34	8 5	5 0	1 9	4 8	5 7	++	++	+++
Potatoes, white, boiled 15 min ..	1 medium	3 3/5	102 0	100	11	2 7	1	0 1	88	22 0	3 8	2 3	5 2	10 4	+	++	++
Potatoes, sweet, baked	1 medium	6	170 1	200	12	3 0	10	1 1	178	44 5	4 1	4 7	5 6	5 4	++	++	*
Rutabaga, raw	2/5 cup	2	56 7	17	2	0 5	1	0 1	14	3 5	0 8	4 6	1 8		−to+	++	++
Spinach, cooked .	5/8 cup	5¼	148 8	25	3	0 7	2	0 2	20	5 0	3 1	10 3	5 4	25 1	+++	+++	+
Squash, cooked, summer	½ cup	3 7/8	109 8	55	4	1 0	5	0 5	46	11 5	2 4	3 2	1 4	4 8	++	*	*
Tomatoes, fresh	1 small	3 4/5	107 7	25	4	1 0	4	0 4	17	4 2	1 4	1 8	2 1	2 9	++	++	+++
Turnips, cubes, raw	½ cup	2¼	63 8	25	3	0 7	1	0 1	21	5 2	1 2	5 9	2 2	2 1	−to+	++	++
FRUITS, FRESH																	
Apples	½ large	3¾	106 3	50	2	0 5	3	0 3	45	11 2	0 4	0 9	0 7	1 6	+	+to++	+
Banana	1 medium	4 1/3	116 9	75	4	1 0	4	0 4	67	16 7	1 4	1 0	1 8	3 0	+?	+to++	+

FRUITS, FRESH—*Con*																	
Blackberries	½ cup	6	170	100	9	2	2	16	1	8	75	18	7	3	2	4	2	4	4	6	9	*	*	*
Cantaloupe	½ melon	9	255	50	3	0	7				47	11	7	1	1	3	2	1	4	2	4	+to++	++	*
Cherries, stoned	¼ cup	1 1/8	31	25	1	0	2	2	0	2	22	5	5	0	4	0	9	0	7	0	8	+	*	+
Cranberries, fresh	½ cup	2	56	25	1	0	2	3	0	3	21	5	2	0	3	1	4	0	5	2	1	*	*	+
Grape fruit	½ large	7½	212	100	7	1	7	4	0	4	89	22	2	1	6	5	9	2	7	3	9	+	++	++?
Grapes, white	22	3 2/3	103	100	5	1	2	15	1	6	80	20	0	1	9	2	8	2	4	2	1	*	+	+
Huckleberries	½ cup	2 1/3	66	50	2	0	5	4	0	4	44	11	0	0	6	2	0	0	4	4	0	*	*	*
Lemon juice	1 T	½	14	5							5	1	2			0	4					+	++	+++
Olives, green	4 medium	4/5	22	50	1	0	2	41	4	5	8	2	0	0	3	3	0	0	1	3	2	*	*	*
Oranges	1 medium	7 1/8	202	75	5	1	2	2	0	2	68	17	0	1	7	9	7	2	3	1	9	+	++	+++
Orange juice	½ cup	4	113	50							50	12	5	1	0	4	9	1	4	1	5	+to++	++	+++
Peaches	3 medium	10½	297	100	6	1	5	3	0	3	91	22	7	2	4	5	6	4	3	4	9	+	+to++	++
Pears	2 medium	6 1/3	179	100	4	1	0	6	0	7	90	22	5	1	3	3	5	3	1	3	1	*	+	+
Pineapple	2 slices 1 in thick	8 1/5	232	100	4	1	0	6	0	7	90	22	5	1	3	6	0	4	8	7	7	+	+	++
Plums	3–4 large	4 2/5	124	100	5	1	2				95	23	7	1	7	3	5	2	9	3	9	*	*	*
Raspberries	3/8 cup	1¾	49	33	3	0	7	5	0	5	25	6	2	1	2	3	6	1	9	2	0	*	*	++
Rhubarb	1 cup	3 4/5	107	25	2	0	5	7	0	8	16	4	0	0	9	6	9	2	5	7	2	*	*	+
Strawberries	2/3 cup	4½	127	50	5	1	2	7	0	8	38	9	5	1	8	7	6	2	7	6	8	*	+	++
FRUITS, DRIED:																								
Apricots	9 halves	1 1/3	38	100	7	1	7	3	0	3	90	22	5	2	7	3	4	3	3	3	5	*	*	*
Dates unstoned	3–4	1	28	100	2	0	5	7	0	8	91	22	7	0	8	2	8	1	2	5	7	*	*	*
Figs	3 large	2 1/5	62	200	10	2	5	2	0	2	188	47	0	3	8	15	0	5	6	12	7	*	*	*
Prunes	4 medium	1 2/5	39	100	3	0	7				97	24	2	1	0	2	6	2	6	6	7	++	++	−
Raisins	¼ cup	1	28	100	3	0	7	9	1	0	88	22	0	1	0	2	8	2	9	9	3	−	+	−
NUTS:																								
Almonds	12–15 nuts	½	14	100	13	3	2	76	8	4	11	2	7	4	6	5	4	5	4	4	0	+	++	*
Peanuts	20–24 single nuts	3/5	17	100	19	4	7	63	7	0	18	4	5	6	7	1	9	5	5	2	4	+	++	*
Pecans	12 meats	½	14	100	5	1	2	87	9	7	8	2	0	1	8	1	8	3	4	2	3	+	+	*
English walnuts	8–16 meats	½	14	100	11	2	7	82	9	1	7	1	7	3	7	1	9	1	1	2	0	+	++	*
SUGAR and SWEETS:																								
Sugar	1 T	2/5	11	50							50	12	5									−	−	−
Honey	1 T	1	28	100	1	0	2				99	24	7	0	2	0	3	0	4	2	0	−	+	−
Maple syrup	2 T	1 3/5	45	133							133	33	2			7	2	0	3	8	9	*	*	*
Molasses	2 T	1 3/5	45	133	4	1	0				129	32	2	1	6	14	5	1	5	22	6	*	+	*
Corn syrup	1¾ T	1½	42	100							100	25	0									*	*	*
Gingerbread, plain	piece 1 x 1 2/3 x 2 in	2 1/5	62	200	14	3	5	42	4	7	144	36	0	6	0	11	5	3	2	18	0	*	*	*
Sponge cake, 2 eggs, hot water	piece 3 x 2¾ x 7/8 in	1½	42	150	11	2	7	10	1	1	129	32	2	4	6	1	6	2	5	2	9	*	*	*

* Compiled from various sources Rose, Laboratory Manual Rose, Feeding the Family Sherman, Food Products, and others.

† NOTE —Dry beans are seen to be quite low in Vitamin C the anti-scorbutic vitamin However, sprouted beans contain it The following directions for managing the sprouting of beans are furnished by the Bureau of Home Economics, U S Department of Agriculture In this case Chinese (Mung) beans were used but more common varieties have been found satisfactory Soak the beans to be sprouted overnight The next morning place them in a colander or other container having holes for drainage. Keep them covered and in a warm place Flood with warm water at least four or five times daily They will sprout in from three to five days The outer covering of the beans can then be removed by washing The sprouts are good either raw or cooked and combine well with most vegetables Naturally the sprouts are as perishable as any fresh vegetable and should be grown only as needed.

digalen (*dij'-al-en*). A soluble preparation of digitalis, suitable for intravenous administration.

digallic acid (*di-gal'-ik*). Synonym of *tannic acid*.

digastric (*di-gas'-trik*) [δίς, two; γαστήρ, belly]. Having two bellies, as the *digastric* muscle; see *muscles, table of*. 2. Referring to the digastric muscle. **d. groove**, a groove on the mastoid process which serves as the line of origin of the digastric muscle. **d. muscle.** See *muscles, table of*. **d. nerve.** See *nerves, table of*.

digastricus (*di-gas'-trik-us*). The digastric muscle. See *muscles, table of*.

digenesis (*di-jen'-es-is*) [δίς, two, γένεσις, generation] In biology, the alternation of sexual and asexual generation.

digenetic (*di-jen-et'-ik*) [*digenesis*]. Relating to alternate generation

digenism (*di'-jĕn-izm*). 1. See *digenesis*. 2. The combined or concurrent action of two causes.

digerent (*dij'-er-ent*) [*digerere*, to digest]. A digestant; also a medicine that excites the secretion of pus in wounds.

digest (*di-jest'*) [*digerere*, to digest]. 1. To make food capable of absorption and assimilation. 2. In pharmacy, to macerate in a liquid medium.

digestant (*di-jest'-ant*) [*digest*]. A substance that assists digestion of the food.

digester (*di-jest'-er*) [*digest*]. An autoclave or apparatus for destructive distillation

digestibility (*di-jes-tib-il'-it-e*) [*digestibilis*, that can be digested]. Susceptibility of being digested.

digestible (*di-jest'-ib-l*) [*digestibilis*, that can be digested]. Capable of being digested.

digestion (*di-jes'-chun*) [*digest*]. Those processes whereby the food taken into an organism is made capable of being absorbed and assimilated by the body tissues. **d., artificial,** digestion carried on outside of the body. **d., gastric,** digestion by the action of the gastric juice. **d., intestinal,** digestion by the action of the intestinal juices, including the action of the bile and the pancreatic fluid. **d., pancreatic,** digestion by the action of the pancreatic juice. **d., peptic.** See *d., gastric*. **d., primary,** gastrointestinal digestion. **d., salivary,** digestion by the saliva. **d., secondary,** the assimilation by body-cells of appropriate pabulum.

digestive (*di-jes'-tiv*) [*digestion*] 1. Relating to or favoring digestion. 2. An agent that promotes digestion. **d. salt,** a mixture of sodium chloride and pepsin. **d. tract,** the whole alimentary canal from the mouth to the anus.

digestol (*di-jes'-tol*). Trade combination of bismuth subnitrate, pepsin, and salol.

digifolin (*dij-e-fo'-lin*). A preparation of digitalis said to represent the therapeutically valuable constituent of digitalis and to contain no inert matter.

digipoten (*dij-ip-o'-ten*). A preparation containing the digitalis glucosides in soluble form. It is said to be of the same strength as digitalis leaf; its dosage is also the same.

digipuratum (*dij-ip-ū-ra'-tum*). A proprietary digitalis preparation.

digistrophan (*dij-is-tro'-fan*). Trade name of a preparation of digitalis and strophanthus.

digit (*dij'-it*) [*digitus*, finger]. A finger or toe.

digital (*dij'-it-al*) [*digit*]. 1. Pertaining to the fingers or toes. 2. Performed with the fingers. 3. Resembling a depression made with a fingertip; *e. g., digital* fossa. **d. arteries,** the arteries of the hands and feet supplying the digits. See under *artery*. **d. compression,** the stoppage of a flow of blood by pressure with the finger. **d. examination,** examination or exploration with the finger.

digitalacrin (*dij-it-al-ak'-rin*), $C_{31}H_{46}O_8$. A substance obtained from digitalis.

digitalein (*dij-it-al'-e-in*). 1. One of the constituents of digitalis. 2. A cardiac tonic and diuretic. Dose $\frac{1}{64}$–$\frac{1}{32}$ gr. (0.001–0.002 Gm.) 2 to 4 times daily.

digitaletin (*dij-it-al-et'-in*), $C_{32}H_{52}O_9$. A substance obtained from digitalin by heating with dilute acid.

digitaliform (*dij-it-al'-e-form*) [*digit; forma*, form]. Finger-shaped.

digitalin, digitalinum (*dij-it-al'-in, dij-it-al-i'-num*) [*digitalis*]. 1. $C_8H_8O_2$(?). The active principle of *Digitalis purpurea*. Dose $\frac{1}{60}$–$\frac{1}{30}$ gr. (0.001–0.002 Gm.). 2. A precipitate from a tincture of *Digitalis purpurea*. **d., crystallized.** See *digitsin*. **d., French,** a yellowish, odorless, bitter powder, said to consist of digitalin with some digitoxin. It is used as a heart-tonic. Dose $\frac{1}{250}$ gr. (0.00026 Gm.) rapidly increased to $\frac{1}{40}$ gr. (0.0016 Gm.) daily; maximum dose $\frac{1}{15}$ gr. (0.0013 Gm.) daily. Syn., *chloroformic digitalin; Homolle's amorphous digitalin; insoluble digitalin*. **d., German,** a white or yellowish powder, said to consist of digitalein with some digitonin and digitalin. It is a noncumulative heart-tonic and diuretic. Dose $\frac{1}{64}$–$\frac{1}{32}$ gr. (0.001–0.002 Gm.) 3 or 4 times daily in pills or subcutaneously; maximum dose $\frac{1}{16}$ gr. (0.004 Gm.) single; $\frac{1}{2}$ gr. (0.022 Gm.) daily. **d., Homolle's, d., insoluble.** See *d., French*. **d., Kilian's,** a white, amorphous powder, exerting the characteristic effect of digitalis leaves. Dose $\frac{1}{250}$ gr. (0.00025 Gm.). Syn., *digitalinum verum kiliani*. **d., Nativelle's, d.-nativelle,** $C_{31}H_{46}O_{12}$; said to consist chiefly of digitoxin. It is recommended as a heart-tonic and in pulmonary inflammation. Dose $\frac{1}{100}$–$\frac{1}{64}$ gr. (0.00065–0.001 Gm.). **d., soluble.** See *d., German*

digitaliretin, digitalirrhetin (*dij-it-al-i-ret'-in*), $C_{16}H_{26}O_3$. A substance obtained from digitalin by action of dilute acid with heat.

digitalis (*dij-it-a'-lis*) [*digitalis*, pertaining to the fingers]. Foxglove The *digitalis* of the U. S. P. is the leaves of *D. purpurea*. It contains an amorphous complex substance, *digitalin*, that does not, however, represent the full properties of the leaves. It is a powerful cardiac stimulant, strengthening the systole and lengthening the diastole of the heart. It also acts as a diuretic; in large doses it causes gastric disturbance. It is employed mainly in diseases of the heart when compensation is lost. **d., extract of** (*extractum digitalis*, U. S. P.). Dose $\frac{1}{4}$–$\frac{1}{2}$ gr. (0.01–0.032 Gm.). **d., fluidextract of** (*fluidextractum digitalis*, U. S. P.). Dose 1–3 min. (0.06–1.8 Cc.). **d., infusion of** (*infusum digitalis*, U. S. P.), $1\frac{1}{2}$ parts of the leaves in 100 parts. Dose 2–4 dr. (4–8 Cc.). **d., tincture of** (*tinctura digitalis*, U. S. P.), 15 parts of the leaves in 100 of diluted alcohol. Dose 10–20 min. (0.6–1.2 Cc.).

digitalism, digitalismus (*dij'-it-al-izm, dij-it-al-is'-mus*). The condition caused by the injudicious use of digitalis, consisting in paralysis of cardiac action.

digitalization (*dij-it-al-i-za'-shun*). Subjection to the effects of digitalin or digitalis.

digitalon (*dij'-it-al-on*). A non-irritating solution of the digitalis glucosides.

digitalose (*dij-it-al-ōs*). A white crystalline constituent of digitalis.

digitan (*dij'-e-tan*). Same as *digipuratum*.

digitation (*dij-ıt-a'-shun*) [*digitatus*, having digits] A finger-like process, or a succession of such processes, especially of a muscle.

digiten (*dıj'-it-en*) [*digitus*, a finger]. Belonging to a digit in itself.

digitiform (*dij'-it-e-form*) [*digit*]; *forma*, form. Finger-shaped.

digiti mortui (*dıj'-it-i mor'-tu-i*) [L.]. Dead fingers; a cold and white state of the fingers.

digitin (*dij'-it-in*), $(C_6H_9O_5)_n$. A therapeutically inert substance occurring as a granular, crystalline powder, isolated from the leaves of *Digitalis purpurea*. Syn., *crystallized digitalin*.

digitofibular (*dıj-ıt-o-fib'-u-lar*). Pertaining to the fibular aspect of the toes.

digitol (*dıj'-it-ol*). Trade name of a fat-free tincture of digitalis.

digitometatarsal (*dıj-ıt-o-met-a-tar'-sal*). Pertaining to the metatarsus and the toes.

digitonin (*dij-it-o'-nin*) [*digitalis*], $C_{51}H_{82}O_{17}$. A white amorphous mass obtained from digitalis.

digitoradial (*dij-it-o-ra'-de-al*). Relating to or situated upon the radial aspect of the fingers.

digitos (*dij'-it-os*). Trade name of a water-soluble preparation of the active principles of digitalis leaves.

digitotibial (*dij-it-o-tib'-e-al*). Relating to the tibial aspect of the toes.

digitoulnar (*dıj-ıt-o-ul'-nar*). Relating to the ulnar aspect of the fingers.

digitoxin (*dıj-it-oks'-in*) [*digitalis*; *τοξικόν*, poison], $C_{21}H_{32}O_7$, or $C_{12}H_{32}O_{14}$. A highly poisonous glucoside from *Digitalis purpurea*. A powerful heart-tonic, used in valvular lesions and myocarditis, etc. Dose $\frac{1}{2}\frac{1}{0}$–$1\frac{1}{2}\frac{1}{0}$ gr. (0.00026–0.0005 Gm.) 3 times daily with 3 min. (0.2 Cc.) chloroform, 60 min. (4 Cc.) alcohol, 1½ oz. (45 Cc.) water. Enema, $\frac{1}{8}\frac{1}{0}$ gr. (0.0008 Gm.) with 10 min. (0.6 Cc.) alcohol, 4 oz. (120 Cc.) water, 1 to 3 times daily. Maximum dose $\frac{1}{3}\frac{1}{2}$ gr. (0.002 Gm.) daily.

igitus (*dıj'-ıt-us*) [L.: pl., *digiti*]. 1. A finger or toe. 2. A finger, in opposition to dactylus, a toe. **d. annularis**, ring finger. **d. auricularis**, little finger. **d. clavatus**, club-finger. **d. demonstrativus**, index finger. **d. hippocraticus**, club-finger. **d. manus**, a finger. **d. medicus**, the ring finger. **d. medius**, the middle finger. **d. minimus**, the little finger. **d. pedis**, a toe. **d. recellens**, trigger finger.

diglossia (*di-glos'-e-ah*) [*δίς*, double; *γλῶσσα*, tongue]. The condition of having a double tongue.

dignathus (*dig-na'-thus*) [*δίς*, twice; *γνάθος*, jaw]. A monster with two lower jaws.

dihybrid (*dı'-hi-brid*). The offspring of parents differing in two characters.

dihydrate (*di-hi'-drāt*) [*δίς*, twice; *ὕδωρ*, water]. 1. Any compound containing two molecules of hydroxyl. Syn., *bihydrate*. 2. A compound containing two molecules of water.

dihydrated (*di-hi'-dra-ted*). Having absorbed two hydroxyl molecules.

dihydric (*di-hı'-drik*). Containing two atoms of hydrogen in the molecule.

dihydride (*di-hi'-drid*). A compound of two atoms of hydrogen with an element or radical.

dihydrocollidine (*di-hi-dro-kol'-id-ēn*), $C_8H_{11}N_1$. A liquid substance isomeric with a ptomaine obtained from putrid flesh and fish.

dihydrocoridine (*di-hi-dro-kor'-id-ēn*), $C_{16}H_{17}N$. A substance isomeric with a ptomaine found in cultures of the *Bacillus allii*.

dihydrolutidine (*di-hi-dro-lu'-tid-ēn*) [*δίς*, double; *ὕδωρ*, water; *luteus*, yellow], $C_7H_{11}N$. A slightly toxic alkaloidal body in cod-liver oil. In small doses diminishing general sensibility, in large doses causing tremor, paralysis of the legs, or, in animals, the hind limbs, and death.

dihydromorphinone hydrochloride (*di-hi-dro-morf'-in-on, hi-dro-klor'-id*). Non-habit forming analgesic.

dihydroresorcinol (*di-hi-dro-re-zor'-sin-ol*). Shining white prisms, soluble in water, alcohol, or chloroform, melting at 104°–106° C., obtained from resorcinol by action of sodium amalgam with carbon dioxide. It is an antiseptic.

dihydroxyphthalophenone (*di-hi-droks-e-thal-o-fe'-nōn*). Phenolphthalein.

dihydroxytoluene (*di-hi-droks-e-tol'-u-ēn*). *Orcin*.

dihysteria (*di-his-te'-re-ah*) [*δίς*, double; *ὑστέρα*, the womb]. The presence of a double uterus.

diiodide (*di-ı'-o-dıd*) [*di*, two; *iodum*, iodine]. A compound consisting of a basic element and two atoms of iodine.

diiodoaniline (*dı-ı-o-do-an'-il-in*), $C_6H_3.NH_2.I_2$ [1:2:4]. A reaction-product of aniline with iodine chloride. It is antiseptic and used as an application in skin diseases. Syn., *metadiiodaniline*.

diiodobetanaphthol (*di-i-o-do-be-tah-naf'-thol*), $C_{16}H_6I_2O_2$. A yellowish-green powder obtained from mixed solutions of iodine with potassium iodide and betanaphthol with sodium carbonate and sodium hypochlorite. It is used as an antiseptic in place of aristol. Syn., *naphtholaristol; naphtholdiiodide*.

diiodocarbazol (*dı-ı-o-do-kar'-ba-zol*), $C_{12}H_6I_2.NH$. A substance obtained from carbazol by action of iodine with heat; insoluble in water, soluble in alcohol and chloroform. It is an antiseptic.

diiododithymol (*dı-ı-o-do-di-thi'-mol*). See *arıstol*.

diiodoform (*dı-ı-o'-do-form*), $C_2H_2I_4$. A substance obtained from acetylene iodide by excess of iodine and containing 95.28 % of iodine. It decomposes on exposure to light. Used as a substitute for iodoform. Syn., *tetraethylene sodide*.

diiodomethane (*di-i-o-do-meth'-ān*). Methylene iodide.

diiodonaphthol (*di-i-o-do-naf'-thol*). See *diiodobetanaphthol*.

diiodoresorcinol (*dı-ı-o-do-re-zor'-sin-ol*). A brown, inodorous powder, used as an antiseptic in place of aristol.

diiodosalicylic acid (*di-i-o-do-sal-is-il'-ık*). See *acid, diiodosalicylic*. **d.-methylester.** See *sanoform*. **d.-phenylester.** See *diiodosalol*.

diiodosalol (*di-i-o-do-sal'-ol*), $C_6H_2I_2(OH)CO_2$-C_6H_5. A condensation-product of diiodosalicylic acid with phenol. It is used in treatment of skin diseases.

diiodothioresorcinol (*di-i-o-do-thi-o-re-sor'-sin-ol*), $C_6H_2O_2I_2S_2$. It is used as a dusting-powder and in 10 to 20 % ointment.

diiodothyronine, $3 \times 5 \times$ (*di-i-o-do-thi'-ro-nin*). A new remedy for myxedema. It is given by mouth without ill effects.

dikamali (*dik-am-ah'-le*) [E. Ind.]. A fetid gum-resin from *Gardenia gummifera* and *G. lucida*. In decoction it is used as an antiperiodic and in the treatment of chronic skin diseases.

diketone (*di-ke'-tōn*). A ketone containing two CO groups

dilaceration (*di-las-er-a'-shun*) [*dilaceratio*, a tearing apart]. A tearing apart; division of a membranous cataract by a tearing operation.

dilatatio cordis (*di-lat-a'-she-o kor'-dis*) [L.]. Dilatation of the heart.

dilatation (*dil-at-a'-shun*) [*dilatare*, to expand]. A spreading apart; the state, especially of a hollow part or organ, of being dilated or stretched. **d., digital,** dilatation of a body-cavity or orifice by means of one or more fingers. **d. of heart,** an increase in the size of one or more of the cavities of the heart, arising from a relaxation or weakening of the heart muscle. It is associated with evidences of failure of circulation, resulting in congestion of the lungs and other viscera **d., hydrostatic,** dilatation of a cavity or part by an introduced elastic bag which is subsequently distended with water. **d. of stomach,** increase in size of the stomach from relaxation of the walls and expansion with gas.

dilate (*di-lāt'*) [*dilatation*] To spread. To increase in size; to spread apart; to stretch.

dilator (*di-la'-tor*) [*dilate*]. 1. An instrument for stretching or enlarging a cavity or opening; also, 2. A dilating muscle. See under *muscle*. **d. iridis,** the set of muscular fibers dilating the pupil. **d. naris.** See *muscles, table of*. **d. pyloric,** the muscle which dilates the pyloric orifice of the stomach **d. tubæ.** See *tensor palati*, in *muscles, table of*

dilaudide (*di-law'-dīd*). A more powerful analgesic than morphine from which it is derived.

dill (*dil*). See *anethum*.

diluent (*dil'-ū-ent*) [*dilute*]. 1. Diluting. 2. An agent that dilutes the secretions of an organ.

diluin (*di-lū'-in*). A normal physiological saline solution to which ½% of carbolic acid has been added; used as a diluent for tuberculin.

dilute (*di-lūt'*) [*diluere*, to wash away]. To make weaker through increasing the bulk by the addition of liquid.

diluting fluids. Solutions for use with the hemocytometer. See *Hayem's solution* and *Sherrington's solution, Toisson's solution*.

dilution (*di-lū'-shun*) [*dilute*] 1 The process of adding a neutral fluid to some other fluid or substance, in order to diminish the qualities of the latter. 2 A diluted substance; the result of a diluting process

dilutionist (*di-lū'-shun-ist*) [*dilute*]. One who advocates the dilution of medicines. **d., high,** a homeopathist who advocates the extreme attenuation of medicines.

dimazon (*di-ma'-zon*). Trade name of a preparation said to contain diacetyl-amido-azotoluene; it is chemically related to scarlet R., and is said to stimulate the growth of epithelium.

dimedon (*di-med'-on*). Dimethyl cyclo-hexanedione.

dimerous (*dim'-er-us*) [*δίς*, two; *μέρος*, a part]. In biology, bipartite.

dimethyl (*di-meth'-il*), $(CH_3)_2$. A double molecule of methyl; in the free state it constitutes ethane. **d.-acetal,** $C_6H_{16}O_2$, a colorless ethereal liquid obtained from aldehyde, methylalcohol, and glacial acetic acid with heat; it is used as an anesthetic, alone or combined with one-half its volume of chloroform. Syn., *ethylidenedimethyl ether*. **d.-amidoantipyrine.** See *pyramidon*. **d.-amidoazobenzene,** $C_{14}H_{15}N_3$. It is used as an indicator in alkalimetry and as a fat color. Syn., *butter yellow*. **d.-amidophenyl-dimethyl-pyrazolon.** See *pyramidon*. **d.-arsin.** See *cacodyl*. **d. sulphate,** $(CH_3)_2SO_4$, a colorless, oily fluid much used in chemical manipulation and giving rise to poisoning with marked local and pulmonary symptoms, convulsions, coma, and paralysis. **d.-xanthin.** 1. See *paraxanthin*. 2. See *theobromine*.

dimethylamine (*di-meth-il-am'-in*), NC_2H_7. A nontoxic ptomaine found in putrefying gelatin, old decomposing yeast, etc.

dimethylarsenic acid (*di-meth-il-ar-sen'-ik*). Cacodylic acid.

dimethylated (*di-meth'-il-a-ted*). Combined with two molecules of methyl.

dimetria (*di-me'-tre-ah*) [*δίς*, double; *μήτρα*, the womb]. Having a double uterus.

dimol (*di'-mol*). Trade name of dimethylmethoxyphenol combined with trimethylphenol and tetramethylphenol; used as an intestinal disinfectant.

dimorphism (*di-morf'-izm*) [*δίς*, double; *μορφή*, form]. The property of assuming or of existing under two distinct forms.

dimorphobiotic (*di-mor-fo-bi-ot'-ik*) [*dis; μορφή*, shape; *βίωσις*, life]. Relating to an organism which runs through two or more morphologically distinct phases in its life-history—a free stage and a parasitic stage.

dimorphous (*di-mor'-fus*) [*dis; μορφή*, form]. Existing in two forms.

dimple (*dim'-pl*). A slight depression.

dineuric (*di-nū'-rik*) [*dis; νεῦρον*, nerve]. Provided with two neuraxons; said of a nerve-cell.

dinic, dinical (*din'-ik, din'-ik-al*) [*δίνος*, whirl]. Pertaining to or useful in the relief of vertigo.

dinitrate (*di-ni'-trāt*). A compound resulting from the replacement of the hydrogen of two molecules of nitric acid by a base.

dinitrocellulose (*di-ni-tro-sel'-ū-lōs*). See *pyropylin*.

dinitrocresol (*di-ni-tro-kre'-sol*), $C_7H_6N_2O_5$. Explosive crystals melting at 85° C. The potassium salt of *o*-dinitrocresol is an excellent insecticide and an efficient remedy in scabies, and mixed with equal parts of soap is, under the name of *antinonnin*, used as an insecticide and to destroy rats and mice. A mixture of the potassium salts of *o*-dinitrocresol and *p*-dinitrocresol, a commercial substitute for saffron, has been employed with fatal results.

dinitro-ortho-cresol (*di-ni-tro-or-tho-kre'-sol*). A weight-reducing drug, far less dangerous than dinitrophenol, q.v.

dinitrophenol (*di-ni-tro-fe'-nol*). A potent but dangerous fat-reducing drug.

dinitroresorcin (*di-ni-tro-re-sor'-sin*), $C_6H_4N_2O_6 + 2H_2O$ It is used in histological preparations.

dinner pills. Various mild cathartic pills taken after meals. See *Lady Webster pill*.

dinomania (*din-o-ma'-ne-ah*) [*δίνος*, a whirling dance; *μανία*, mania]. Dancing-mania, choromania, *q. v.*

dinus (*di'-nus*) [*δίνος*, whirl]. Vertigo or dizziness.

dioecious (*di-e'-shus*). See *diecious*.

dioform (*di'-o-form*). Acetylene dichloride, a volatile narcotic.

diogmus (*di-og'-mus*) [*διωγμός*, a chase]. Palpitation of the heart.

diomorphine (*di-o-mor'-fēn*). A mixture of dionine and morphine.

dionin (*di'-o-nin*), $C_2H_5O.(OH).C_{17}H_{17}NO.HCl + H_2O$. Ethylmorphine hydrochloride. It is analgesic, antispasmodic, and sedative, and is employed in diseases of the respiratory passages

and in morphinism. Dose ½–½ gr. (0.01–0.03 Gm.).

dioning (*di-o'-ning*) [Διωνη, the mother of Aphrodite, afterward applied to Aphrodite herself]. Normal love between the opposed sexes; as distinguished from *urning*, abnormal love between the same sexes.

dionym (*di'-o-nim*) [δις, two; ὄνομα, name]. A name consisting of two words, as medulla oblongata, corpus callosum.

diophthalmus (*di-off-thal'-mus*). See *diprosopus*.

diopsimeter (*di-op-sim'-et-er*) [διοψις, clear vision; μέτρον, a measure]. An instrument for exploration of the visual field.

diopter (*di-op'-ter*) [διά, through; ὀπτός, seen]. The unit of measurement of the refractive power of an optic lens. It is the refractive power of a lens that has a focal distance of one meter.

dioptometer (*di-op-tom'-et-er*). An instrument for determining ocular refraction. Same as *optometer*.

dioptometry (*di-op-tom'-et-re*) [*diopter*; μέτρον, a measure]. The measurement of the accommodative and refractive states of the eye.

dioptoscopy (*di-op-tos'-ko-pe*) [*diopter*; σκοπεῖν, to examine]. A method of estimating ocular refraction by means of the ophthalmoscope.

dioptral (*di-op'-tral*). Pertaining to a dioptry; expressed in dioptrics.

dioptric (*di-op'-trik*) [*diopter*]. 1. Pertaining to transmitted and refracted light. 2. A diopter.

dioptrics (*di-op'-triks*). A branch of optics treating of the refraction of light by transparent media, especially by the media of the eye

dioptrometer (*di-op-trom'-et-er*). Same as *dioptometer*

dioptroscopy (*di-op-tros'-ko-pe*). Same as *dioptoscopy*. See also *retinoscopy*.

dioptry (*di-op'-tre*). See *diopter*.

dioradin (*di-o-ra'-din*). Trade name of the "radioactive menthol-iodine" remedy proposed for tuberculosis.

diorthosis (*di-or-tho'-sis*) [διά, throughout; ὀρθόειν, to straighten]. The surgical correction of a deformity, or repair of an injury done to a limb.

diorthotic (*di-or-thot'-ik*). Relating to or effecting a diorthosis.

dioscorea (*di-os-ko'-re-ah*) [*Dioscorides*, Greek physician and botanist]. Wild yam, colic root. The rhizome of *D. villosa*, a creeping-plant, indigenous to the Eastern U. S. It is claimed to be expectorant, diaphoretic, and stimulant to the intestinal canal, in large doses causing neuralgic pains and erotic excitement. It is used successfully for bilious colic. *Fluidextract*, of standard strength, dose ♏ xv–xxx.

dioscorein (*di-os-ko'-re-in*) [*Dioscorides*, a Greek botanist]. A precipitate from a tincture of the root of *Dioscorea villosa*. It is antispasmodic, expectorant, and diaphoretic. Dose ½ to 4 gr.

Dioscorides' granule (*di-os-kor'-id-ēz*) [Pedacius *Dioscorides*, Greek writer on medical botany]. A granule containing arsenous acid $\frac{1}{60}$ of a grain in milk sugar and gum arabic.

diose (*di'-ōs*). A monosaccharide containing only two carbon atoms; it is the simplest form of sugar.

diosmal (*di-os'-mal*). Trade name of a preparation of buchu.

diosmic (*di-os'-mik*). Containing two atoms of osmium as a quadrivalent radical.

diosmin (*di-os'-min*) [δίος, divine; ὀσμή, odor]. An active principle obtained from various species of Buchu. It is an amorphous, bitter substance.

diosmosis (*di-os-mo'-sis*). Same as *osmosis*.

diosmotic (*di-os-mot'-ik*) [διά, through; ὠσμός, impulse]. Pertaining to osmosis.

Diospyros (*di-os'-pi-ros*) [Διός, of Jove; πυρός, grain; fruit]. A genus of trees of the order *Ebenaceæ*. The bark of *D. virginiana*, the persimmon-tree of the United States, is astringent, tonic, antiperiodic, and hemostatic, and is used in diarrhea, intermittent fever, and uterine hemorrhage. Dose of *fluidextract* 30–60 min. (3–4 Cc.).

diostosis (*di-os-to'-sis*) [διά, away from; ὀστέον, a bone]. Displacement of a bone.

diotic (*di-ot'-ik*) [δίς, two; οὖς ὠτός, ear]. Binaural; pertaining to both ears

dioviburnia (*di-o-vi-bur'-ne-ah*). A proprietary combination of equal parts of the fluidextracts of *viburnum-opulus*, *v. prunifolium*, *chamælirium carolinianum*, *caulophyllum thalictroides*, *aletris farinosa*, *mitchella repens*, *scutellaria lateriflora*, and *dioscorea villosa*. It is antispasmodic and anodyne, and is used in dysmenorrhea, amenorrhea, etc.

dioxide (*di-oks'-id*) [δίς, two; ὀξύς, sharp]. A molecule containing two atoms of oxygen and one of a base.

dioxogen (*di-ok'-so-jen*). Trade name for a solution of hydrogen dioxide.

dioxyanthranol, dioxyanthrol (*di-oks-e-an'-thran-ol, -throl*). See *anthrarobin*.

dioxybenzene (*di-oks-e-ben'-zēn*). See *hydroquinone*.

dioxydiamido-arsenobenzol (*di-oks-e-di-am-i-do-ar-sen-o-ben'-zol*). Arsphenamine, salvarsan; a synthetic compound considered a specific for syphilis.

dioxygen (*di-oks'-e-jen*), H_2O_2. A preparation of pure hydrogen dioxide.

dioxynaphthalene (*di-oks e-naf'-thal-ēn*), $C_{10}H_8O_2$. A toxic compound used as a roborant. The daily dose is 3 gr. (0.19 Gm.).

dioxytoluene (*di-oks-e-tol'-u-ēn*). Same as *orcin*.

dip. The deviation from the horizontal position shown by a freely suspended magnetic needle.

dipentene (*di-pen'-tēn*), $C_{10}H_{16}$. Cinene; a compound produced by heating pinene, camphor, and limonene to 250°–300° C. It is present in the Russian and Swedish turpentine oil.

dipeptide (*di-pep'-tid*). A protein substance consisting of two aminoacids.

diphenyl (*di-fen'-il*), $C_{12}H_{10}$. A hydrocarbon resulting from the action of sodium upon brombenzene in ether or benzene. It is also present in coal-tar.

diphtheria (*dif'-the'-re-ah*) [διφθέρα, a skin or membrane]. An acute infectious disease caused by the Klebs-Loeffler bacillus. It is characterized by the formation, on a mucous membrane, most frequently that of the pharynx, of a false membrane, grayish or buff in color, and quite firmly adherent. Any mucous membrane, as the laryngeal, nasal, conjunctival, and, more rarely, the gastrointestinal, vaginal, and that of the middle ear, may be the seat of the disease. The membrane may also be formed on wounds—*surgical* or *wound-diphtheria*. **d., Brétonneau's,** true diphtheria of the pharynx, first described by P. Brétonneau (1826). **d. prophylactic,** a mixture of diphtheria toxin and antitoxin. **d. toxin,** a toxalbumin produced by *Bacillus diphtheriæ*; it is destroyed by a temperature over 60° C., and is capable of

causing in susceptible animals the same phenomena in duced by inoculation witht heliving bacilli.

diphtherial (*dif-the'-re-al*). Pertaining to diphtheria.

diphtheriaphor (*dif-the'-re-ah-for*) [*diphtheria*; φόρειν, to carry constantly]. A diphtheria carrier.

diphtheric (*dif-ther'-ik*). See *diphtheritic*.

diphthericide (*dif-ther'-is-id*). A proprietary prophylactic against diphtheria, said to consist of thymol, sodium benzoate, and saccharin.

diphtherin (*dif'-ther-in*). See *diphtheria toxin*.

diphtheriolysin (*dif-the-re-ol'-is-in*). A lysin having a specific action on diphtheria toxin.

diphtheritic (*dif-ther-it'-ik*) [*diphtheria*]. Of or pertaining to diphtheria.

diphtheritis (*dif-ther-i'-tis*). See *diphtheria*.

diphtheroid (*dif'-ther-oid*) [*diphtheria*]. 1. Resembling diphtheria. 2. A general term for all pseudomembranous formations not due to *bacillus diphtheriæ*.

diphtherotoxin (*dif-ther-o-toks'-in*). See *diphtheria toxin*.

diphthongia (*dif-thon'-je-ah*) [δίς, double; φθόγγος, a voice]. The production of a double tone of the voice, due to incomplete unilateral paralysis of the recurrent laryngeal nerve, or to some lesion of the vocal bands that causes each to produce its own sound.

Diphyllobothrium latum. Same as Dibothriocephalus latus.

diphyodont (*dif'-e-o-dont*) [διφυής, twofold; ὀδούς, tooth]. In biology, having two sets of teeth, as the milk-teeth and the permanent teeth.

diplacusis (*dip-lak-ū'-sis*) [διπλόος, double, ἄκουσις, hearing]. 1. The hearing of a tone as higher by one ear than by the other. Syn., *diplacusis binauralis*. 2. The hearing of two tones by one ear when only one tone is produced. Syn., *diplacusis unauralis*.

diplasmatic (*di-plaz-mat'-ik*) [δίς, two; πλάσμα, something formed]. Containing matter other than protoplasm; said of cells.

diplastic (*di-plas'-tik*) [δίς, two; πλάσσειν, to form]. A term applied to cells having two substances in their constitution.

diplegia (*di-ple'-je-ah*) [δίς, double; πληγή, stroke]. Paralysis of similar parts on the two sides of the body. **d., spastic cerebral, of infancy.** See *Little's disease*.

diplegic (*di-ple'-jik*) [δίς, double; πληγή, stroke]. Relating to or of the nature of diplegia.

diplo- [διπλόος, double]. A prefix meaning double.

diploalbuminuria (*dip-lo-al-bū-min-ū'-re-ah*) [*diplo-*; *albuminuria*]. The coexistence or alternation of physiological and pathological albuminuria in the same subject.

diplobacillus (*dip-lo-bas-il'-us*) [*diplo-*; *bacillus*]. A double bacillus.

diplobacterium (*dip-lo-bak-te'-re-um*) [*diplo-*; *bacterium*]. A bacterial form made up of two adherent bacteria.

diploblastic (*dip-lo-blas'-tik*) [*diplo-*; βλαστός, a germ]. Having two germinal layers.

diplocardiac (*dip-lo-kar'-de-ak*) [*diplo-*; καρδία, heart]. Having a double heart.

diplocephalia (*dip-lo-sef-a'-le-ah*) [*diplo-*; κεφαλή, the head]. A two-headed monstrosity.

diplocephalus (*dip-lo-sef'-al-us*). A monster with a single body and two heads.

diplococcus (*dip-lo-kok'-us*) [*diplo-*; κόκκος, a berry]. A micrococcus that occurs in groups of two. See *Micrococci, table of*.

diplocoria (*dip-lo-ko'-re-ah*) [*diplo-*; κόρη, pupil]. Double pupil.

diploe (*dip'-lo-e*) [διπλόη, a fold]. The cancellous bony tissue between the outer and inner tables of the skull.

diploetic (*dip-lo-et'-ik*) [*diploe*]. Relating to the diploe; diploic.

diplogenesis (*dip-lo-jen'-es is*) [*diplo-*; γένεσις, production]. 1. The development of a double or twin monstrosity. 2. The process described by Pignè in 1846 whereby congenital tumors are formed by the inclusion of embryonic remains.

Diplogonoporus grandis (*dip-lo-gon-op'-or-us gran'-dis*). A Japanese tapeworm.

diploic (*dip-lo'-ik*) [*diploe*]. See *diploetic*.

diploid (*dip'-loid*) [διπλόος, double; εἶδος, like]. Having two sets of chromosomes. Body-tissues of higher plants and animals are ordinarily diploid in chromosome constitution See *Somatic*.

diploma (*dip-lo'-mah*). A document granted by an authorized body of men, showing that the recipient has performed certain work under the prescribed conditions, and is entitled to a definite professional rank and title.

diplomellituria (*dip-lo-mel-it-ū'-re-ah*) [*diplo-*; *mellituria*]. Coexistence or alternation of diabetic and non-diabetic glycosuria in the same subject.

diplomeric (*dip-lom'-er-ik*) [*diplo-*; μέρος, a part]. Applied to muscles arising from two myotomes; *e. g.*, the supra and infra-spinatus muscles.

diplomyelia (*dip-lo-mi-e'-le-ah*) [*diplo-*; μυελός, marrow]. An apparent doubleness of the spinal cord, produced by a longitudinal fissure.

diploneural (*dip-lo-nū'-ral*) [*diplo-*; νεῦρον, nerve.] Pertaining to a muscle, or other structure, supplied by the nerves.

diplophonia (*dip-lo-fo'-ne-ah*) [*diplo-*; φωνή, voice]. A rare symptom of laryngeal disease in which a double note is produced in the larynx. Cf. *diphthongia*.

diplopia (*dip-lo'-pe-ah*) [*diplo-*; ὄψις, sight]. Double vision, one object being seen by the eye or eyes as two. **d., binocular,** the most frequent, is due to a derangement of the muscular balance, the images of the object being thereby thrown upon nonidentical points of the retinæ. **d., crossed, d., heteronomous,** the result of divergent strabismus, the image of the right eye appearing upon the left side and that of the left eye upon the right side. **d., direct, d., homonomous,** the reverse of crossed diplopia, found in convergent strabismus. **d., monocular,** diplopia with a single eye, usually due to hysteria, to double pupil, or beginning cataract.

diplopic (*dip-lo'-pik*) [*diplo-*; ὄψις, sight]. Relating to or affected with diplopia.

diplopiometer (*dip-lo-pe-om'-et-er*) [*diplo-*; ὄψις, sight; μέτρον, measure]. An instrument for measuring the degree of double vision.

diplosal (*dip'-lo-sal*). A proprietary name for the salicylate of salicylic acid.

diploscope (*dip'-lo-skōp*). An instrument for the investigation of binocular vision.

diploteratography (*dip-lo-ter-at-og'-ra-fe*) [*diplo-*; τέρας, a monster; γράφειν, to write]. The description and diagnosis of special forms of double monsters.

diploteratology (*dip-lo-ter-at-ol'-o-je*) [*diplo-*; τέρας, a monster; λόγος, science]. The science of twin monstrosities.

dipolar (*di-po'-lar*). See *bipolar*.

dipotassic (*di-po-tas'-ik*) [*di*, two; *potassium*]. Containing two atoms of potassium in a molecule.

Dippel's animal oil (*dipl*) [Johann Conrad *Dippel*, German alchemist, 1673–1734]. Oleum cornu

cervi. An oil obtained in distilling bone and deer's horn. It contains pyridin and lutidin. It is antispasmodic and stimulant.

dipping (*dip'-ing*). Palpating the liver by sudden pressure.

dipping needle. A magnetic needle so hung that it can move freely in a vertical plane.

diprosopia (*di-pro-so'-pe-ah*) [δίς, double; πρόσωπον, face]. In teratology, the duplication of the face.

diprosopus (*di-pros-o'-pus*) [δίς, double; πρόσωπον, face]. A monster characterized by a duplicity of the face and head, frequently associated with hydrocephalus, acrania, defective development of the brain, and spina bifida.

dipsesis (*dip-se'-sis*). Extreme thirst.

dipsetic (*dip-set'-ik*) [διψητικός, causing thirst]. Causing or attended with thirst.

dipsomania (*dip-so-ma'-ne-ah*) [δίψα, thirst; μανία, madness]. The uncontrollable desire for spirituous liquors.

dipsomaniac (*dip-so-ma'-ne-ak*). A person affected with dipsomania.

dipsopathy (*dip-sop'-ath-e*) [δίψα, thirst; πάθος, disease]. The thirst-cure; the treatment of disease by limiting the liquids ingested.

dipsorrhexia (*dip-sor-eks'-e-ah*) [δίψα, thirst; ὄρεξις, appetite]. The early stage of alcoholism in which no organic lesions have as yet appeared in consequence of the alcoholic poisoning, but when the appetite has been developed.

dipsosis (*dip-so'-sis*). See *dipsesis*.

dipsotherapy (*dip-so-ther'-a-pe*) [δίψα, thirst; θεραπεία, treatment]. Treatment of certain diseases by reducing the amount of fluid allowed the patient.

Diptera (*dip'-ter-ah*) [δίς, two; πτέρον, wing]. An order of insects; fleas, flies, mosquitoes, etc.

Dipterocarpus (*dip-ter-o-kar'-pus*) [δίπτερος, two-winged; καρπός, fruit]. A genus of trees, chiefly found in southern Asia, some of which furnish gurjun balsam

dipterous (*dip'-ter-us*) [δίς, two; πτέρον, wing]. In biology, having two wings or wing-like processes.

Dipteryx (*dip'-ter-iks*) [δίς, two; πτέρυξ, a wing]. A genus of leguminous trees. **d. odorata**, the tree that produces the Tonka bean, *q. v.* The seeds are stimulant, antispasmodic, and antiseptic; used in whooping-cough and for flavoring. Dose of fluid-extract, 5–30 ♏ (0.3–1.8 Cc).

dipygus (*dip'-ig-us*) [δίς, double; πυγή, buttocks]. A monstrosity with more or less duplication of the pelvis and lower parts of the back.

Dipylidium (*di-pi-lid'-e-um*) [δίπυλος, with two entrances]. A genus of parasitic platode worms.

diradiation (*di-ra-de-a'-shun*). See *actinobolia* (1).

direct (*di-rekt'*) [*directus*, straight]. In a right or straight line; without the interposition of some medium. **d. current**, a galvanic current. **d. image.** See *image, direct*. **d. murmur.** See under *murmur*. **d. ophthalmoscopy.** See *ophthalmoscopy*. **d. vision**, the perception of an object the image of which falls upon the macula.

direction (*di-rek'-shun*) [*dirigere*, to direct]. Relative position considered without regard to linear distance. **d.-spindle**, a fusiform body of the ovule, stretching from the germinal vesicle toward the surface.

director (*di-rek'-tor*) [*direct*]. Anything that guides or directs. **d., grooved**, an instrument grooved to guide the knife in surgical operations.

directoscope (*di-rek'-to-skōp*). An instrument used for direct examination of the larynx.

dirigomotor (*dir-ig-o-mo'-tor*) [*dirigere*, to direct; *motor*, a mover]. Controlling motor action.

dirt (*dert*). Excrement; feces. **d.-eating.** See *chthonophagia* and *geophagism*.

dis- [δίς, twice]. 1. A prefix demoting two or double 2. A prefix denoting apart from.

disaccharide, disaccharid (*di-sak'-ar-id*). A carbohydrate formed by the condensation of two monosaccharide molecules.

disamidize (*dis-am'-id-īz*). Deamidize.

disarthral (*dis-ar'-thral*) [δίς, twice; ἄρθρον, a joint]. Relating to muscles that pass over two joints, *e. g.*, the biceps.

disarticulation (*dis-ar-tik-ū-la'-shun*) [*dis-*, *articulum*, a joint]. Separation at a joint; amputation at a joint.

disassimilation (*dis-as-sim-il-a'-shun*). The process of transformation of assimilated substances into waste-products. Failure or loss of assimilative power.

disassociation (*dis-as-o-se-a'-shun*) [*dis*, apart; *associare*, to unite with]. In chemistry, the decomposition of a compound by heat, the molecules reuniting on the removal of the heat; dissociation.

disc. See *disk*.

discharge (*dis-charj'*) [OF., *descharger*, to unload]. 1. A morbid secretion. 2. Any evacuation; also that which is evacuated. 3. A setting free or escape of pent-up energy. In electricity the restoration to a neutral electric condition by which a highly electrified body gives off its surplus of electricity to surrounding objects less highly electrified **d., conductive**, an electric discharge taking place through conduction. **d., convective**, an electric discharge in which the charged particles of a fluid convey the electricity. **d., disruptive**, an electric discharge with emission of heat and sound.

discharger (*dis-char'-jer*). An instrument for setting free electricity stored in a Leyden jar or other condenser.

discharging (*dis-char'-jing*). Unloading; flowing out, as pus, etc. **d. lesion**, a brain-lesion that causes sudden discharges of nervous motor impulses.

disciform (*dis'-e-form*). Disc-shaped.

discission (*dis-ish'-un*) [*discissio*; *discindere*, to tear or cut apart]. 1. An operation for soft cataract in which the capsule is lacerated a number of times to allow the lens-substance to be absorbed. 2. See *Ransohoff's operation*.

discitis (*dis-ki'-tis*) [*disc*; ῖτις, inflammation]. 1. Inflammation of a disc. 2. Inflammation of an invertebral or interarticular disc.

discoblastic (*dis-ko-blas'-tik*) [*disc*; βλαστός, a germ]. Undergoing discoid segmentation of the vitellus.

discoid (*dis'-koid*) [*disc*]. 1. Shaped like a disc. 2. An excavator having a blade in the form of a disc.

discoloration (*dis-kul-ur-a'-shun*) [*discolor*, of different colors]. A change in or loss of the natural color of a part.

discophorous (*dis-kof'-or-us*) [*disc*; φέρειν, to bear]. Furnished with a disciform organ or part.

discoplacenta (*dis-ko-pla-sen'-tah*). See *placenta, discoid*.

discoplasm, discoplasma (*dis'-ko-plasm, -plaz'-mah*). The plasma of red blood-corpuscles.

discoria (*dis-ko'-re-ah*). See *dyscoria*.

discostroma (*dis'-ko-stro-mah*). The stroma of a red blood corpuscle.

discous (*dis'-kus*) [*disc*]. Discoid.

discrete (*dis-krēt'*) [*discretus*, separated]. Not running together; separate; opposite of confluent.

discus (*dis'-kus*) [L.,]. A disc. See *disc.* **d. articularis,** interarticular fibrocartilage. **d. proligerus,** the mass of cells of the membrana granulosa of the Graafian vesicle that surround the ovum.

discussion (*dis-kush'-un*) [*discussio*]. The scattering or driving away of a swelling, effusion, or tumor.

discutient (*dis-kū'-shent*) [*discutere*, to shake apart]. 1. Capable of effecting resolution. 2. A medicine which causes an exudation to disappear.

disdiaclast (*dis-dī'-ak-last*) [δίς, double; διά, through; κλᾶν, to break]. One of the small, doubly refractive elements in the contractile discs of a muscle-fiber.

disease (*dis-ēz'*) [*dis*, negative; *ease*, a state of rest]. A disturbance of function or structure of any organ or part of the body. **d., acute,** a disease marked by rapid onset and short course **d., acute specific.** 1. An infectious febrile disease. 2. Acute syphilis. **d., amyloid.** Same as *amyloid degeneration.* **d., anserine,** muscular wasting of the hand, the prominent tendons suggesting a goose's foot. **d., autogenous,** one due to failure on the part of some group of body-cells to perform its function. **d., bad,** syphilis. **d., barometer-maker's.** See under *barometer.* **d., bleeders'.** Synonym of *hemophilia* **d., blue,** cyanosis. **d., boiler-maker's,** deafness to high-pitched tones, occurring in boiler-makers. **d., brass-founders',** chronic poisoning from working in brass. **d., caisson-.** See *caisson-disease.* **d., choleraic,** a tropical affection resembling cholera, due to the ingestion of poisonous fish. Cf. *siguatera* **d., cholesterin,** amyloid degeneration. **d., chronic,** one that is slow in its course. **d., constitutional,** one in which a system of organs or the whole body is involved. **d., cyclic,** a disease following cycles or periods of exacerbation or change. **d., cystic, of the breast.** See *Reclus' disease.* **d., dancing,** tarantism. **d., deficiency,** one due to lack of vitamins or other necessary factors in diet. **d., divers',** an affection similar to caisson-disease. **d., doctor's,** angina pectoris. **d., elevator,** an affection of the heart occurring in elevator-men. Syn., *liftman's heart.* **d., enthetic,** one introduced extraneously; an infectious disease. **d., entozootic,** one due to the presence of animal parasites within the body. **d.s., eponymic,** those named after individuals. See under name of the individual for definition. **d., fifth,** erythema infectiosum. **d., fish-skin,** ichthyosis. **d., fish-slime,** a peculiar form of septicemia due to punctured wounds by fish-spines. **d., flax-dresser's,** pneumonia from inhalation of particles of flax. **d., fleshworm,** trichinosis. **d., flint.** Synonym of *chalicosis.* **d., focal,** a localized disease. **d., fourth,** Clement Dukes' term for a contagious disease resembling measles, scarlatina, and rubella, or rose-rash, but distinct. Syn. *quatrième fièvre éruptive.* **d., functional,** a disease without discoverable organic lesion. **d., fungous, of India,** a prevalent endemic disease of India affecting the extremities and disorganizing the tissues, due to the implantation of spores in the tissues. **d., guinea-worm.** See *guinea-worm disease.* **d., habit,** one that results from long continuation and frequent repetition of an act. **d.s, heterotoxic,** those due to toxic substances introduced from without the body. **d., hookworm.** See *hookworm disease.* **d., hydrocephaloid,** a disease of children resembling hydrocephalus, following premature weaning. **d., idiopathic,** one that exists by itself without any connection with another disorder; one of which the cause is unknown. **d., infectious,** one arising from the invasion, growth, and multiplication in the body of specific, pathogenic microorganisms which produce a chemical poison that induces its characteristic effects **d., intercurrent,** a disease occurring during the progress of another of which it is independent. **d., internal,** one affecting the internal organs. **d., jumping,** a form of choromania. See *jumpers* **d., lardaceous,** amyloid degeneration. **d., local,** one confined to some particular region of the body or to one tissue or organ. **d., malignant mold-fungus,** an affection of the skin and mucosa, especially of the mouth, lips, and nose; described by de Hahn as due to a mold-fungus. **d., mitral,** one affecting the mitral valves. **d., mucous** (Starr), a form of chronic gastro-intestinal catarrh in children It consists of a mucous flux, from the whole internal surface of the alimentary canal, which interferes mechanically with the digestion and absorption of food, and so impedes nutrition as to suggest the presence of tubercles. It usually arises between the fourth and the twelfth year, frequently as a sequel of pertussis. **d., mucous** (Whitehead), **d., mucous (of the colon).** See *colitis, mucous.* **d., occupation,** any one of the nervous affections due to the habitual performance of the duties of some occupation **d., organic,** one due to structural changes. **d., pandemic,** a disease epidemic over a wide area. **d., parasitic,** one due to an animal or vegetable parasite. **d., parenchymatous,** that affecting the parenchyma of an organ. **d., pearl,** bovine tuberculosis. **d.s, protozoal,** pathological conditions due to the invasion of the body by protozoa **d., protozoic** (of Posadas, Wernicke, etc.) See *dermatitis, blastomycetic.* **d., pulpy,** tuberculous arthritis. **d., ragsorter's.** See *ragpicker's disease.* **d., Scythian.** See *Scythsan.* **d., septic,** one arising from the development of pyogenic or putrefactive organisms within the body. **d., septinous,** a form of septic disease in which there is absorption of the toxic substance through an abrasion of the mucosa of the alimentary canal. **d., seven days',** trismus. **d., specific,** one caused by the introduction of a specific virus or poison within the body; also used as a synonym of syphilis. **d., straddling.** See *quebrabunda.* **d., structural,** one involving a change of structure in the part first affected. **d., summer,** cholera infantum. **d., suprarenal-capsule,** Addison's disease. **d., system,** one affecting a number of tissues having a common function. **d., teataster's,** a disorder characterized by extreme neurasthenia, rapid heart action, fibrillary muscular twitching, and paresthesia due to excessive use of tea. **d., tricuspid,** that of the tricuspid valves. **d., tsetse-fly,** an African disease of horses, cattle, and other stock due to the *Trypanosoma brucei,* which is transmitted by the tsetse-fly, *Glossina morsitans.* **d., vagabond's.** See *vagabond.* **d., venereal,** one due to sexual intercourse. **d., woolsorter's,** anthrax. **d., zymotic,** a disease arising from the introduction of some living germ within the body.

disengagement (*dis-en-gāj'-ment*) [Fr., *desengager*, to disengage]. Emergence from a confined

state; especially the escape of the head of the fetus from the vaginal canal.

disgorgement (*dis-gorj'-ment*) [OF., *desgorger*, to vomit]. 1. Ejection by vomiting. 2. The subsidence of an engorgement.

disgregation (*dis-greg-a'-shun*) [*disgregare*, to separate]. Dispersion; separation, as of molecules or cells.

disinfect (*dis-in-fekt'*). To destroy or remove pathogenic substances or organisms, or to render them inert

disinfectant (*dis-in-fek'-tant*) [*dis*, negative; *inficere*, to corrupt]. An agent that destroys the germs of disease, fermentation, and putrefaction. **d., complete,** one that destroys the spores as well as the germs. **d., incomplete,** one that destroys the germs but not the spores.

disinfectin (*dis-in-fek'-tin*). A brown liquid obtained from naphtha-distillation. Diluted it is used as a disinfectant.

disinfection (*dis-in-fek'-shun*) [see *disinfectant*]. The destroying or removal of pathogenic germs, especially by means of chemical substances

d., concurrent, prompt disinfection and disposal of infective material continuously throughout the course of a disease. **d., terminal,** disinfection and disposal of infectious material after the termination of a disease.

disinfestation (*dis-in-fes-ta'-shun*). 1. Delousing, *q. v.* 2. Exterminating insects or animal parasites

disotrin (*di-so'-trin*). Trade name of a preparation of digitoxin.

disinfectol (*dis-in-fek'-tol*). An antiseptic substance analogous to creolin and lysol. It is used in the form of a 2 to 5% emulsion.

disinfector (*dis-in-fek'-tor*). An apparatus for the purpose of disinfection.

disintegrate (*dis-in'-te-grāt*) [*dis; integer*, the whole] To break up or decompose

disintoxication (*dis-in-toks-ik-a'-shun*). See *detoxification*.

disinvagination (*dis-in-vaj-in-a'-shun*) [*dis*, neg.; *in*, in; *vagina*, a sheath]. The reduction or relief of an invagination.

disjoint (*dis-joint'*). To disarticulate; to separate, as bones, from their natural relations.

disk, disc [*discus; δίσκος*, a quoit or round plate] A circular, plate-like organ or structure. **d., anisotropous.** See *d., sarcous.* **d., Becquerel's.** See *Becquerel's disc.* **d., blood-.** See *blood-corpuscle.* **d., choked.** See *papilledis* **d., contractile, d., dark.** See *d., sarcous.* **d., cupped.** See *cupped disc.* **d.-diameter,** the diameter of the optic disc. **d., epiphyseal,** the broad articular surface with slightly elevated rim on each end of the centrum of a vertebra. Syn., *epiphyseal plate.* **d., equatorial.** See *plate, equatorial.* **d., germinal,** the small disc of the blastodermic membrane, in which the first traces of the embryo are seen. **d., intermediate.** See *Krause's membrane.* **d., interstitial,** the more translucent cementing substance conjoining the sarcous elements, and to which the lighter narrower striæ of the muscle-fiber and the intervals of the fibrils are due. Syn., *Englemann's lateral disc; isotropous disc; lateral disc; light disc.* **d.s, intervertebral.** See *intervertebral discs.* **d., invisible.** See *Norris' invisible corpuscles.* **d., isotropous, d., lateral, d., light.** See *d., interstitial.* **d., median, d., middle.** See *Krause's membrane.* **d., nuclear.** See *plate, equatorial.* **d., optic,** the circular area in the retina that represents the termination of the optic nerve. **d., ovigerous.** See *discus proligerus.* **d., Placido's.** See *Placido's disc.* **d., sarcous,** the dark, broad, transverse stripe of striated muscle-fiber; it is anisotropic and supposed to represent the proper contractile substance of the fiber. Syn., *anisotropic disc; contractile disc; dark disc; principal disc; transverse disc.* **d., Schiefferdecker's intermediate.** See under *Schiefferdecker.* **d., stenopeic,** a lens allowing the passage of light-rays only through a straight narrow slit; it is used for testing astigmatism. **d., tactile, d., terminal.** See *meniscus, tactile*, and *Ranvier's tactile discs.* **d., transverse.** See *d., sarcous.* **d., vitelline.** See *discus proligerus.*

disket (*dis'-ket*). Trade name of an effervescent tablet.

dislocation (*dis-lo-ka'-shun*) [*dis; locare*, to place]. The displacement of one or more bones of a joint or of any organ from its natural position. See *Callaway's Dugas', Hamilton's tests.* **d., complete,** one in which the joint-surfaces are entirely separated. **d., compound,** one in which the joint communicates with the external air through a wound. **d., consecutive,** one in which the displaced bone is not in the same position as when originally displaced. **d., divergent,** separate dislocation of the ulna and radius. **d., double,** displacement at the same time of corresponding bones on both sides of the body. **d., habitual,** one that recurs repeatedly from a relaxed condition of the ligaments or from incomplete repair of the articular capsule. **d., Monteggia's.** See under *Monteggia.* **d., Nélaton's.** See under *Nélaton* **d., old,** one in which inflammatory changes have occurred. **d., partial, d., incomplete,** one in which the articulating surfaces remain in partial contact. Syn., *subluxation.* **d., pathological** one the result of disease in the joint or of paralysis of the controlling muscles. **d., primitive,** one in which the bones remain as originally displaced. **d., recent,** one in which no inflammatory changes have ensued. **d., relapsing.** See *d., habitual.* **d., simple,** one in which there is no communication with the air through a wound. **d., Smith's.** See under *Smith.* **d., subclavicular,** one of the head of the humerus beneath the pectoralis major below the clavicle. **d., subglenoid,** one of the humerus directly below the glenoid fossa. **d., subpubic,** dislocation of the hip-joint below the pubes. **d., subspinous,** one in which the head of the humerus is held in the infraspinous fossa. **d., thyroid,** displacement of the head of the femur into the thyroid foramen. **d., traumatic,** that due to injury.

disodic (*di-so'-dik*) [*di*, two; *sodium*]. 1. Containing two atoms of sodium in the molecule. 2. (*dis-od'-ik*) [*δίς*, twice; *ὁδός*, a way]. Furnished with or relating to two openings.

disoma, disomus (*di-so'-mah, -mus*) [*di-; σῶμα*, body; pl., *disomata, disomi*]. A monster having two trunks.

disorder (*dis-or'-der*). See *disease.*

disorganization (*dis-or-gan-is-a'-shun*). Destruction or loss of organic structure; complete pathologic or traumatic change in the minute structure of any tissue.

disorientation (*dis-o-re-en-ta'-shun*). The loss of the ability to locate one's position in the environment, or the mental confusion seen in psychic disorders.

dispar (*dis'-par*) [L.]. Unequal.

disparate (*dis'-par-āt*) [*dispar*]. Not alike; unequal or unmated. **d. points,** nonidentical points of the two retinæ. Diplopia is produced when the images of a single object fall upon such points.

disparcunia (*dis-par-oo'-ne-ah*). See *dyspareunia.*

disparity (*dis-par'-it-e*) [*dispar*]. Difference; inequality. **d., crossed,** a condition of binocular relief whereby in superimposed similar figures having their points of sharpest vision coinciding, a certain other point in the left field appears to be to the right, and the same point in the right field to the left, of the point of sharpest vision. **d., uncrossed,** a similar condition of binocular relief, but in which a point in the left is seen to the left of a similar point in the right field.

dispensary (*dis-pens'-ar-e*) [*dispensare,* to distribute]. A charitable institution where medical treatment is given to the poor and others

dispensatory (*dis-pens'-at-or-e*). A treatise on materia medica and the composition, effects, and preparation of medicines.

dispensing (*dis-pens'-ing*) [*dispensare,* to weigh out]. The measuring, weighing, and issuing of the drugs ordered in a prescription.

dispermine (*di-sperm'-in*). See *piperazine.*

dispermy (*di-sperm'-e*) [*di-; σπέρμα,* a seed]. The entrance of two spermatozoa into the ovum.

dispersion (*dis-per'-shun*) [*dispersus,* scattered]. Act of scattering. In physics, the separation of a ray of light into its component parts by reflection or refraction; also, any scattering of light, as that passed through ground glass.

dispirem (*di-spi'-rem*) [*di-; spira,* a spiral]. The two skeins of a dividing nucleus formed from the nuclear loops and in development giving rise to the daughter-nuclei

displacement (*dis-plas'-ment*) [Fr., *desplacer,* to displace]. 1. A putting-out of the normal position. 2. Percolation. **d., backward, d., dorsal** (of the arm), a backward displacement, across the neck or occipital region, of one of the arms of the fetus, causing obstruction to delivery. **d., fish-hook,** a displacement of the stomach in which the pyloric orifice faces directly upward and the duodenum extends upward and to the right, connecting with the pylorus at an angle, which produces a constricting hook.

disposition (*dis-po-zish'-un*) [*dispositio,* an arranging]. Tendency, either physical or mental, to certain diseases.

disruptive (*dis-rup'-tiv*). Bursting; rending. **d. discharge.** See *discharge.*

dissect (*dis-ekt'*) [*dissecare,* to cut up]. To cut tissues apart carefully and slowly, in order to allow study of the relations of a part.

dissecting (*dis-ek'-ting*) [*dissect*]. Performing dissection. **d. aneurysm,** an aneurysm in which there occurs a separation of the coats of an artery, with hemorrhage between.

dissection (*dis-ek'-shun*). Cutting tissues of the body for purposes of study. **d. tubercle,** See *verruca necrogenica.* **d.-wound,** a septic wound acquired during dissection.

dissector (*dis-ek'-tor*) [*dissect*]. 1. One who makes a dissection. 2. Handbook or manual of anatomy and instructions for use in dissection. 3. An instrument used for separating structures in dissection or in a surgical operation.

disseminated (*dis-em'-in-a-ted*) [*disseminare,* to scatter seed]. Scattered; spread over a large area. **d. sclerosis,** a disease of the central nervous system in which the areas of sclerosis are irregularly scattered throughout the cord and brain. Syn., *multiple* or *insular sclerosis.*

dissemination (*dis-em-in-a'-shun*) [*dis,* apart; *seminare,* to sow]. The scattering or dispersion of disease or disease-germs.

dissepiment (*dis-ep'-e-ment*) [*dis,* apart; *sæpire,* to hedge in]. A partition, septum, or diaphragm.

dissimilation (*dis-im-il-a'-shun*). See *catabolism,*

dissipation (*dis-ip-a'-shun*) [*dissipare,* to scatter]. A dispersion of matter or of the morbid condition that causes disease.

dissociant, dissociated forms (*dis-so'-se-ant; dis-so'-se-a-ted*). See *dissociation, microbic.*

dissociation (*dis-o-se-a'-shun*) [*dis-; sociare,* to associate]. Separation, especially the separation of a complex compound into simpler molecules by the action of heat. **d. microbic.** sub-strains (called dissociated forms, or dissociants) may arise from pure strains owing to the manner of cultivation or other environmental conditions. They have little resemblance to each other, or to the parent strains. See under *microbic.* **d.-symptom,** anesthesia to pain and to heat and cold, with preservation of tactile sensibility and of the muscular sense; it is observed in syringomyelia

dissolution (*dis-o-lū'-shun*) [*dissolutio; dissolvere,* to set free]. 1. Separation of a body or compound into its parts. 2. Death; decomposition.

dissolve (*diz-olv'*). To make a solution of.

dissolvent (*diz-ol'-vent*) [*dissolvere,* to loosen, dissolve]. A solvent or resolvent.

distad (*dis'-tad*) [*distare,* at a distance; *ad,* to]. The free end of an appendage or part.

distal (*dis'-tal*) [*distare,* to be at a distance]. Extreme; at the greatest distance from a central point; peripheral.

distally (*dis'-tal-e*) [*distare,* to be at a distance]. Distad.

distance (*dis'-tans*) [*distantia,* distance]. The measure of space between two objects. **d. focal,** the distance between the center of a lens and its focus. **d., working,** in the microscope, the distance from the front lens of an objective to the object, when the objective is correctly focused.

distemper (*dis-tem'-per*) [*distemperare,* to dissolve]. 1. Disease; malady; indisposition; most commonly applied to the diseases of animals. 2. A disease of young dogs, commonly considered as a catarrhal disorder.

distent (*dis'-ten*) [*distare,* to be at a distance]. Belonging to the distal aspect in itself.

distention (*dis-ten'-shun*) [*distendere,* to stretch]. The state of being dilated.

distichia (*dis-tik'-e-ah*). See *distichiasis.*

distichiasis (*dis-tik-i'-as-is*) [*di-; στίχος,* a row] The condition in which there is a double row of eyelashes, the inner rubbing against the globe. See also *entropion* and *trichiasis.*

distillate (*dis'-til-āt*). The product obtained by distillation.

distillation (*dis-til-a'-shun*) [*distillare,* to drop little by little]. The process of vaporizing and collecting the vapor by condensation. It is used mainly in purifying liquids by separating them from non-volatile substances. **d., destructive,** the decomposition of an organic substance in a closed vessel in such a manner as to obtain liquid products. **d., dry,** distillation of solids without the addition of liquids, conducted within a closed vessel in order to hinder combustion. **d., fractional,** a method

of separating substances from each other by distilling the mixture containing them at a gradually increased temperature, the different substances being vaporized and collected in the order of their volatility.

distobuccal (*dis-to-buk'-al*) [*distare*, to separate; *bucca*, the cheek]. Relating to the distal and buccal walls of the bicuspid and molar teeth.

distolabial (*dis-to-la'-be-al*) [*distare*, to separate; *labium*, lip]. Relating to portions of the anterior teeth between their distal and labial walls.

distolingual (*dis-to-lin'-gwal*) [*distare*, to separate; *lingua*, tongue]. Relating to the portions of teeth between their distal and lingual walls.

Distoma, Distomum (*dis'-to-mah, -mum*) [*di-*; *στόμα*, a mouth]. 1. A genus of trematode worms which have an oral as well as a ventral sucker. 2. A general term applied to various genera of trematode worms. See *Schistosomum*. **D. hæmatobium**, a species which, becoming lodged in the portal vessels and the veins of the mesentery and of the urinary tract causes a disease characterized by hematuria, anemia, and diarrhea. It is endemic in parts of the tropics. **D. Ringeri**, a variety infesting the lungs of man in China and Japan and causing periodic hemoptysis

distomatosis (*di-sto-mat-o'-sis*). See *distomia*.

distomia (*dis-sto'-me-ah*) [see *distoma*]. Congenital duplication of the mouth.

distomiasis (*dis-to-mi'-as-is*) [*distoma*] The presence in the body of distoma.

distomus (*dis-to'-mus*). See *diprosopus*.

distortion (*dis-tor'-shun*) [*distorquere*, to distort]. 1. A twisted or bent shape; deformity or malformation, acquired or congenital. 2. A writhing or twisting motion, as of the face; a grimace. 3. A form of aberration in which objects appear under different angular sizes and of different shapes when viewed through the margin of lenses of the same power but of different types.

distortor oris (*dis-tor'-tor ō'-ris*) [L., "the distortor of the mouth"]. The zygomaticus minor muscle. See *muscles, table of*.

distraction (*dis-trak'-shun*) [*distrahere*, to draw apart]. A method of treating certain joint diseases and bone-fractures by extension and counterextension.

distribution (*dis-tri-bū'-shun*) [*distribuere*, to distribute]. The branching of a nerve or artery, and the arrangement of its branches within those parts that it supplies.

districhiasis (*dis-trik-i'-as-is*) [*δίς* two; *θρίξ*, hair]. Two hairs growing from a single follicle.

distrix (*dis'-triks*) [*δίς*, two; *θρίξ*, hair]. The splitting of the distal ends of the hair.

disulphate (*di-sul'-fāt*) [*di-*; *sulphur*]. A sulphate containing one atom of hydrogen that can be replaced by a base; an acid sulphate.

disulphide (*di-sul'-fid*). A compound of an element or radical with two atoms of sulphur.

disvolution (*dis-vo-lū'-shun*) [*dis;* *volvere*, to roll down]. Degeneracy; devolution; extreme catabolism.

disvulnerability (*dis-vul-ner-ab-il'-it-e*) [*dis*, neg.; *vulnerare*, to wound]. The power of abnormally rapid recovery from wounds, said to be a peculiarity of many criminals.

dita-bark (*dē'-tah-bark*) [L.]. The bark of *Alstonia scholaris*, native to the Philippine Islands. It is employed as a tonic and antiperiodic in intermittent fever. Dose of the *tincture* 1–2 dr. (4–8 Cc.); of the *fluidextract* 2–5 min. (0.13–0.32 Cc.); of the *powder* 5 gr. (0.32 Gm.).

ditaine (*dit'-ah-in*), $C_{32}H_{38}N_2O_4$. An alkaloid from dita-bark, used hypodermatically in tetanus. Dose $\frac{1}{8}$ gr. (0.005 Gm.) once or twice daily or until effectual. Syn., *echitamine*.

ditamine (*dit'-am-ēn*). Same as *ditaine*.

dithan (*dith'-an*). See *trional*.

dithion (*dith'-e-on*) A mixture of the two sodium dithiosalicylates occurring as a gray powder. It is used as an antiseptic wash (5 to 10 %) and dusting-powder in gonorrhea and in foot-and-mouth disease.

dithymoldiiodide, dithmoliodide (*di-thi-mol-di-i'-o-did, di-thi-mol-i'-o-did*). Aristol.

ditokus (*dit'-o-kus*) [*δίς*, two; *τέκειν*, to bring forth]. In biology, giving birth to twins, or laying two eggs.

Dittel's operation (*dit'-el*) *For enlarged prostrate;* enucleation of the lateral lobes of the prostate by an external incision.

Dittrich's plugs (*dit'-rik*) [Franz *Dittrich*, German physician, 1815–1859]. Dirty white or yellowish masses, consisting chiefly of fatty detritus, micro-organisms, and crystals of margarin; they are found in the sputum of putrid bronchitis and pulmonary gangrene. **D.'s stenosis**, stenosis of the conus arteriosus.

diurate (*di'-ū-rāt*). A salt of uric acid containing two molecules of the base.

diurazin (*di-ū'-ra-zin*). A substance containing theobromin, formaldehyde and salicylic acid, used as a urinary antiseptic. Dose 6 gr. (0.4 Gm.).

diureid (*di-ū'-re-id*). A substance derived from a double molecule of urea, by substituting a radical for hydrogen

diuresis (*di-ū-re'-sis*) [*διά*, through; *οὐρεῖν*, to urinate]. Abnormal increase in the secretion of urine.

diuretic (*di-ū-ret'-ik*) [*diuresis*]. 1. Increasing the flow of urine. 2 An agent that increases the secretion of urine. **d.s, alternative**, drugs eliminated by the kidney and used for their local action on the surfaces over which they pass. **d.s, hydragogue**, those that increase the flow of water from the kidneys. **d.s, refrigerant**, those that render the urine less irritating while not greatly increasing its flow.

diuretin (*di-ū-re'-tin*), $C_7H_7NaN_4O_2$, C_6H_4OH COONa. Theobromin sodiosalicylate. It has been used as a diuretic in pleuritic effusion and cardiac dropsy. Dose 90 gr. (6 Gm.) daily in four doses

diurnule (*di-urn'-ūl*) [Fr.]. A form of medicinal tablet or capsule that contains the maximum quantity of a toxic drug that may be administered in 24 hours.

divagation (*di-vag-a'-shun*) [*divagatio*, a wandering]. Incoherence of speech or thought.

divalent (*di'-va-lent*). See *bivalent*.

divaricatio palpebrarum (*di-var-ik-a'-she-o pal-pebra'-rum*). Synonym of *ectropion*.

divarication (*di-var-e-ka'-shun*). Separation, divergence.

divergence (*di-ver'-jens*). A separation, as of axes.

divergent (*di-ver'-jent*) [*divergere*, to diverge]. Moving in different directions from a common point. **d. strabismus**. See *strabismus, divergent*.

divers' paralysis. See *caisson-disease*.

diverticular (*di-ver-tik'-ū-lar*) [*diverticulum*]. Relating to or arising from a diverticulum.

diverticulitis (*di-ver-tik-ū-li'-tis*). Inflammation of a diverticulum.

diverticulosis (*di-ver-tik-ū-lo'-sis*) [*diverticulum*]. The presence of many diverticula of the intestine.

diverticulum (*di-ver-tik'-ū-lum*) [*divertere*, to turn]. A small pouch or sac springing from a main structure. **d., false,** a sacciform dilatation due to disease or injury. **d., Heister's.** See under *Heister*. **d., Meckel's.** See under *Meckel*. **d., Nuck's.** See under *Nuck*. **d., Pertik's.** See under *Pertik*. **d., pulsion, d., traction,** a false diverticulum produced by traction on the outside of a hollow organ. **d., Vater's.** See *Vater, ampulla of*.

divi-divi (*div-e-div'-e*) [S. A.]. The seed-pods of *Cæsalpinia coriaria*, a tree of South America.

divulsion (*di-vul'-shun*) [*divulsio*, a tearing apart]. A tearing asunder.

divulsor (*di-vul'-sor*) [L.]. An instrument for dilating a part.

dizygotic (*di-zi-got'-ik*) [δις, double; ζύξις, joining]. Fraternal. Double birth: coming from two eggs.

dizziness (*diz'-e-nes*). The state in which objects seem to be whirling around; vertigo.

dizzy. Giddy; light-headedness.

D. M. D. Abbreviation for *Doctor of Dental Medicine*. See *D. D. S.*

D. N. B. Abbreviation for dinitrobenzene.

D. O. Abbreviation for *Doctor of Osteopathy*.

Doane's sign (*dōn*). Deafness in one ear in typhoid fever presages death; deafness in both ears is a good prognosis.

Dobell's solution, D.'s spray (*do'-bel*) [Henry Benge *Dobell*, English physician, 1828–1917]. A solution of borax, sodium bicarbonate, and phenol in glycerol and water; it is used as a spray for nasal and throat troubles.

Dobie's globule (*do'-be*) [William Murray *Dobie*, English anatomist, 1828–1915]. A small, round body rendered visible in the center of the transparent disc of a muscular fibril by staining. **D.'s layer, D.'s line.** See *Krause's membrane*.

dochmiasis (*dok-mi'-as-is*) [*Dochmius*]. The diseased condition of the body caused by parasites belonging to the genus *Dochmius*. See *uncinariasis*. Cf. *ankylostomiasis*.

Dochmius (*dok'-me-us*) [δόχμιος, crumpled]. A genus of threadworms of the family *Strongylidæ*. **D. duodenalis.** See *ankylostoma*.

docimasia (*dos-im-a'-se-ah*) [δοκιμάζειν, to examine]. Examination, testing or assaying.

docimasiology (*dos-im-a-se-ol'-o-je*) [*docimasia*; λόγος, science]. The science of investigation, embracing medicine, surgery, chemistry, etc.

docimaster (*dos-im-as'-ter*). A tester or examiner.

docimastic (*dos-im-as'-tik*) [δοκιμάζειν, to examine]. Making use of tests; testing; proving.

doctor (*dok'-tor*) [*doctor*, a teacher]. A teacher A title conferred by a university or college. A physician licenced to practise medicine.

dodecadactylitis (*do-dek-a-dak-til-i'-tis*) [*dodecadactylon*]. Inflammation of the duodenum.

dodecadactylon (*do-dek-a-dak'-til-on*) [δώδεκα, twelve; δάκτυλος, finger]. The duodenum.

dodging time (*dodj'-ing*). A popular term for the irregular menstruation of varying duration preceding the establishing of the menopause.

Dœderlein's bacillus (*de'-der-līn*) [Albert *Doederlein*, German obstetrician, 1860–1919]. A bacillus constantly, and normally, present in the secretions of the vagina.

doegling oil (*do'-eg-ling*). The oil of the doegling, or bottle-nosed whale.

Doehle's aortitis. See *Welch's aortitis*.

Doehle's inclusion bodies (*de'-leh*) [Karl Gottfried Paul *Doehle*, German pathologist, 1855–]. Bodies found in the leukocytes in scarlet fever and streptococcic infections.

dog's-bane. See *apocynum*.

dog-button. See *nux vomica*.

dog-nose. See *goundou*.

dogwood. See *cornus*

dolabra (*do-la'-brah*) [L.]. A name applied to various bandages. **d. currens.** See *ascia*. **d. repens.** See *ascia*.

doliariin (*do-le-a'-re-in*) [*dolium*, a cask]. A vegetable pepsin, like papain and cradin, obtained from *Ficus doliaria*, a wild fig-tree of Brazil. It is vermifuge, purgative, and digestive.

doli capax (*do'-li ka'-paks*) [L.; *pl., doli capaces*]. In legal medicine, one capable of guilt; one able or old enough to distinguish right and wrong; one morally or legally responsible. **d. incapax,** one incapable, or not old enough to distinguish wrong from right, or to be legally responsible for wrong-doing.

dolicho- (*dol-ik-o*). A prefix meaning long.

dolichocephalia (*dol-ik-o-sef-a'-le-ah*) [*dolicho-*; κεφαλή, head]. The condition of being dolichocephalic.

dolichocephalic, dolichocephalous (*dol-ik-o-sef-al'-ik, -sef'-al-us*) [*dolicho-*; κεφαλή, [head]. Long-headed; having a relatively long anteroposterior cephalic diameter.

dolichocephalus (*dol-ik-o-sef'-al-us*) [see *dolichocephalic*]. A skull having a relatively long antero-posterior diameter; a skull-formation resulting from the too rapid ossification of the longitudinal sutures. The varieties are *leptocephalus, sphenocephalus*, and *clinocephalus*. **d. simplex,** that occurring through synostosis of the sagittal sutures.

dolichochamæcephalus (*dol-ik-o-kam-e-sef'-al-us*) [*dolicho-*; χαμάι, on the ground, κεφαλή, head]. Applied to a skull which is characterized by both dolichocephalia and chamecephaly.

dolichocnemic, dolichoknemic (*dol-ik-o-ne'-mik*) [*dolicho-*; κνήμη, a leg]. Having the lower leg of almost the same length as that of the thigh.

dolichocolon (*dol-ik-o-ko'-lon*) [*dolicho-*; colon] An abnormally long colon.

dolichoderus (*dol-ik-od'-er-us*) [*dolicho-*; δέρη, the neck]. Having the neck long.

dolichoeuromesocephalus (*dol-ik-o-ū-ro-mez-o-sef'-al-us*) [*dolicho-*; εὐρύς, broad; μέσος, middle; κεφαλή, head]. Having a dolichocephalic skull which is broad in the temporal region.

dolichoeuroopisthocephalus (*dol-ik-o-ū-ro-o-pis-tho-sef'-al-us*) [*dolicho-*; εὐρύς, broad; ὄπισθε, behind; κεφαλή, the head]. Having a dolichocephalic skull, broad in the occipital region.

dolichoeuroprocephalus (*dol-ik-o-ū-ro-pro-sef'-al-us*) [*dolicho-*; εὐρύς, broad; πρό, before; κεφαλή, the head]. Having a dolichocephalic skull very broad in the frontal region.

dolichofacial (*dol-ik-o-fa'-she-al*) [*dolicho-*; *facial*]. Having an unusually long face.

dolichohieric (*dol-ik-o-hi-er'-ik*) [*dolicho-*; ἱερόν, sacrum]. Having a relatively slender sacrum. See *platyhieric*.

dolichokerkic (*dol-ik-o-kerk'-ik*) [*dolicho-*; κερκίς, a shuttle]. Having the angle which is formed by the crest of the scapula with its spinal border over 80 degrees.

dolicholeptocephalus (*dol-ik-o-lep-to-sef'-al-us*) [*dolicho-*; *leptocephalus*]. Having a skull both dolichocephalic and leptocephalic.

dolichopellic (*dol-ik-o-pel'-ik*) [*dolicho-; πέλις*, a bowl]. Having a relatively long or narrow pelvis. See *platypellic*.

dolichopelvic (*dol-ik-o-pel'-vik*). Same as *dolichopellic*.

dolichoplatycephalus (*dol-ik-o-plat-e-sef'-al-us*) [*dolicho-; platycephalus*]. Having the skull both long and flat.

dolichoprosopic (*dol-ik-o-pros-o'-pik*) [*dolicho-; πρόσωπον*, face]. Having an unusually long face.

dolichorrhine (*dol'-ik-or-ĕn*) [*dolicho-; ῥίς*, the nose]. Long-nosed.

dolichos. Same as *mucuna*.

dolichosigmoid (*dol-ik-o-sig'-moyd*) [*dolicho-; sigmoid*]. Having a very long sigmoid flexure.

dolichouranic (*dol-ik-o-ū-ran'-ik*) [*dolicho-; οὐρανος*, the palate]. Having a long alveolar arch. Cf. *brachyuranic; mesuranic*.

dolioform (*dol'-e-o-form*) [*dolium*, a cask; *forma*, form]. Cask-shaped.

doll's-head anesthesia. Anesthesia of the head, neck, and chest.

dolomol (*dol'-o-mol*)]. Stearate of calcium and magnesium; it is used as a base for dusting-powders, etc.

dolor (*do'-lor*) [*dolere*, to feel pain]. Bodily or mental pain or suffering.

dolorosus (*do-lor-o'-sus*) [L.]. Full of pain.

domatophobia (*do-mat-o-fo'-be-ah*) [*δῶμα*, house; *φόβος*, fear]. Insane dread of being in a house; a variety of claustrophobia.

dominant character. A character inherited from one parent which develops to the exclusion of a contrasting character from the other parent.

dominus morborum (*dom'-in-us mor-bor'-um*) [L.]. The lord of diseases; gout.

donda ndugu [African]. Brother ulcer; a disease common on the east coast of Africa, due to some organism that infests stagnant water. It affects especially the leg, which becomes inflamed and swollen and sloughs below the healthy tissue.

Donders' curve (*don'-derz*) [Franz Cornelius *Donders*, Dutch ophthalmologist, 1818–1889]. A curve representing the range of accommodation from youth to old age. **D.'s glaucoma.** Simple atrophic glaucoma. **D.'s law**, the rotation of the eyeball about the line of sight is involuntary, and when the eyes are fixed on a distant object, the amount of rotation is determined solely by the angular distance of that object from the horizon and from the median plane. **D., reduced eye of**, a representation of the eye in such a way that all the distances needed in the calculations are represented by whole numbers. **D.'s rings**, rainbow-colored rings seen in cases of glaucoma and by normal and cataractous eyes when the pupil is dilated. They are attributed to the diffraction of light by the cortex of the crystalline lens. **D.'s schema**, an arrangement of the dead thorax with manometers to gage the pressure.

donee (*do-ne'*). The patient who receives transfused blood.

Donné's corpuscles (*don-na'*) [Alfred *Donné*, French physician, 1801–1878]. 1. The colostrum corpuscles. 2. See *Bizzozero's blood-platelets*. **D.'s test for pus**, into the mass to be tested stir a small piece of caustic potash. The mass will be converted into a tough, slimy material if pus is present.

donor (*do'-nor*). A person who gives his blood to be transfused into the veins of another person. **d., universal**, a donor whose blood corpuscles are not agglutinated by any patient's blood.

Donovan's solution (*don'-ov-an*) [Michael *Donovan*, Irish chemist, 1798–1837]. A solution of mercuric and arsenic iodides, 1 % of each.

dopa (*do'-pah*). Block's name for the intravital stain caused by the oxidation of dioxyphenylalanin.

dope (*dōp*). 1. A slang term for any drug, particularly a narcotic drug. 2. A solution of celluloid or cellulose acetate in trichlorethane, with amyl alcohol and benzene; the fumes are poisonous.

doramad (*dor'-am-ad*). Thorium-X for internal use as waters, and injections, in pernicious anemia, leukemia, cancer, ulcers, etc.

doraphobia (*dor-ah-fo'-be-ah*) [*δόρα*, skin] *φόβος*, fear]. Morbid dread of touching the skin or fur of animals.

doriform (*dor'-e-form*). A preparation containing tetrabromopyrocatechol bismuth; used as iodoform in nasal troubles, otitis media, tuberculous glands, etc.

dormigene (*dor'-mij-ĕn*). Trade name of bromisovalerianyl urea, said to be hypnotic.

dormiol (*dor'-me-ol*). The commercial name for amylene chloral; recommended as a soporific. Dose 7½–45 gr (0.5–3.0 Gm.).

dormitio (*dor-mish'-e-o*) [L.]. 1. Sleep. 2. A sedative said to consist of dilute alcohol, oil of anise, extract of lettuce, and sugar.

dormonal (*dor'-mo-nal*). Trade names of diethylbarbituric acid; similar in composition to veronal, and used as a hypnotic.

dorsad (*dor'-sad*) [*dorsum; ad*, toward]. Toward the dorsal aspect.

dorsal (*dor'-sal*) [*dorsum*]. Pertaining to the back or to the posterior part of an organ. **d. artery.** See under *artery*. **d. decubitus**, recumbency in the supine position. **d. nerves**, the spinal nerves coming through the intervertebral foramina of the dorsal vertebræ. **d. reflex.** See under *reflexes*.

dorsalgia (*dor-sal'-je-ah*) [*dorsum; ἄλγος*, pain]. Pain in the back.

dorsalis (*dor-sa'-lis*) [*dorsum*, the black]. See *arteries, muscles, nerves, veins, tables of*.

dorsalis pedis (*dor-sa'-lis pe'-dis*). See *arteria*.

dorsen (*dor'-sen*) [*dorsum*, the back]. Belonging to the dorsum in itself.

dorsi- (*dor-si-*). The same as *dorso-*.

dorsicolumn (*dor-se-kol'-um*) [*dorsi-; columna*, a column] The dorsal column of the spinal cord.

dorsicommissura (*dor-se-kom-is-ū'-rah*) [*dorsi-; commissure*]. Wilder's name for the gray commissure of the spinal cord.

dorsicornu (*dor-sik-or'-nū*). The posterior cornu of the spinal cord.

dorsicumbent (*dor-se-kum'-bent*) [*dorsi-; cubare*, to lie down]. Supine, or lying on the back.

dorsiduction (*dor-se-duk'-shun*) [*dorsi-; ducere*, to lead]. The act of moving toward the back.

dorsiflexion (*dor-se-flek'-shun*) [*dorsi-; flectere*, to bend]. A flexion, as of toes, toward the back.

dorsimesad (*dor-si-me'-sad*) [*dorsi-; μέσον*, the middle]. Toward the dorsimeson.

dorsimesal (*dor-si-me'-sal*) [*dorsi-; μέσον*, the middle]. Pertaining to the dorsimeson.

dorsimeson (*dor-si-me'-son*) [*dorsi-; μέσον*, the middle]. The dorsal edge of the meson or median plane of the body. The dorsal, mesal, or median line. Cf. *ventrimeson*.

dorsiscapular (*dor-si-skap'-ū-lar*) [*dorsi-; scapula*, the shoulder]. Relating to the dorsum of the scapula.

dorsispinal (*dor-se-spi'-nal*) [*dorsi-; spina*, spine]. Relating to the back and the spinal column.

dorsiventral (*dor-se-ven'-tral*). See *dorsoabdominal.*

dorso- (*dor-so-*) [*dorsum*]. A prefix used to signify pertaining to the back.

dorsoabdominal (*dor-so-ab-dom'-in-al*) [*dorso-; abdomen*]. Relating to both the dorsal and the abdominal region; extending from the back to the abdomen. Syn., *dorsiventral.*

dorsoacromial (*dor-so-ak-ro'-me-al*). Relating to the back and the acromion.

dorsoanterior (*dor-so-an-te'-re-or*). Applied to a fetus having its back toward the ventral aspect of the mother.

dorsocephalad (*dor-so-sef'-al-ad*) [*dorso-; κεφαλή*, head]. Toward the dorsal aspect of the head.

dorsocervical (*dor-so-ser'-vik-al*). Relating to the back and the neck

dorsocostal (*dor-so-kos'-tal*). Relating to the back and the ribs.

dorsodynia (*dor-so-din'-e-ah*) [*dorso-; ὀδύνη*, pain]. Omodynia; scapulodynia; pain in the dorsal region; rheumatism of the muscles of the shoulders and upper part of the back.

dorsohumeral (*dor-so-hū'-mur-al*). Relating to the back and the humerus.

dorsointercostal (*dor-so-in-tur-kos'-tal*). Relating to the back and the intercostal spaces.

dorsointerosseal, dorsointerosseous (*dor-so-in-ter-os'-e-al, -us*). Located between the metacarpal or metatarsal bones and on the back of the hand or foot.

dorsointestinal (*dor-so-in-test'-in-al*). Situated upon the dorsal aspect of the intestine.

dorsolateral (*dor-so-lat'-er-al*). Relating to the back and the sides.

dorsolumbar (*dor-so-lum'-bar*) [*dorso-; lumbus*, loin]. Relating to the back and the loins.

dorsomedian (*dor-so-me'-de-an*). Situated in or relating to the middle region of the back.

dorsonasal (*dor-so-na'-sal*) Relating to the back of the nose.

dorsoposterior (*dor-so-pos-te'-re-or*). Applied to the position of a fetus having its back toward the dorsal aspect of the mother.

dorsoradial (*dor-so-ra'-de-al*). Relating to or situated upon the dorsal aspect and radial border of the hand, finger, or arm.

dorsosacral (*dor-so-sak'-ral*). Relating to the back and the sacrum.

dorsothoracic (*dor-so-tho-ras'-ik*) [*dorso-; thorax*]. Relating to the back and the thorax.

dorsoulnar (*dor-so-ul'-nar*). Relating to or situated upon the dorsal aspect and ulnar border of the arm, hand, or finger.

dorsoventrad (*dor-so-ven'-trad*) [*dorso-; venter*, belly]. In a direction from back to front.

dorsoventral (*dor-so-vent'-ral*). See *dorsoabdominal.*

dorsum (*dor'-sum*) [L.]. 1. The back. 2. Any part corresponding to the back, as the *dorsum* of the foot, hand, tongue, penis, etc.

dosage (*do'-sāj*) [*dose*]. The determination of the proper amount of a medicine or other agent for a given case or condition. **d., electrical,** the regulation of the strength of an electric current for therapeutic purposes.

dose (*dōs*) [*δόσις*, a portion given]. The measured portion of medicine to be taken at one time. **d., divided,** a relatively small quantity of a drug taken at short intervals. **d., lethal,** a dose sufficient to kill. **d., maximum,** the largest dose consistent with safety. **d., minimum,** the smallest quantity of a medicine that will produce physiological effects. See dose table p. 1510.

dosimeter (*do-sim'-et-er*) [*δόσις*, a dose; *μέτρον*, a measure]. A drop-meter; an instrument for measuring minute quantities of a liquid. A device for determining x-ray exposures.

dosimetric (*do-sim-et'-rik*) [see *dosimetry*]. Relating to or characterized by dosimetry.

dosimetry (*do-sim'-et-re*) [*dose; μέτρον*, a measure]. 1. The dosimetric system; the accurate and systematic measurement of medicinal doses. 2. The system of treatment which consists in the use of granules containing a definite quantity of the active principles of drugs.

dosis (*do'-sis*). See *dose.*

dossil (*dos'-il*) [M.E., *dosil*, a spigot]. A cylindric pledget of lint for cleansing wounds.

dotage (*dōt'-ag*). Feebleness of mind; senility.

dothienenteritis, dothinenteritis (*doth-e-en-en-ter-i'-tis, doth-in-en-ter-i'-tis*) [*δοθιήν*, a boil; *ἔντερον*, bowel; *ιτις*, inflammation]. Enteric or typhoid fever; inflammation of Peyer's patches

double (*dub'-l*). Twofold; in pairs. **d. consciousness.** See *consciousness.* **d. hearing.** See *diplacusis.* **d., touch,** investigation with a thumb in one cavity and the index-finger in another. **d. uterus,** dihysteria. **d. vision,** the seeing of a single object double; diplopia.

doublet (*dub'-let*). In optics, a system consisting of two lenses.

doubly (*dub'-le*). In a two-fold manner. **d. contoured,** in microscopy, an object is doubly contoured when it is bounded by two, usually parallel, dark lines with a lighter band between.

douche (*doosh*) [Fr.]. 1. A stream of water directed against a part, or one used to flush a cavity of the body. 2 An apparatus for directing a jet of water or other substance against a part **d., air-,** a current of air directed against some organ for therapeutic purposes. **d., alternating,** a hot and cold current applied in succession. **d., capillary.** See *aquapuncture.* **d., Charcot,** a cold daily spinal douche. **d., galvanic,** a precision douche by means of which the faradic or galvanic current can be communicated to the douching current; especially effective in gastralgia and enteralgia. **d., hot-air** the use of a blast of heated air as a method of treatment, especially in gouty rheumatism and neuralgic conditions. **d., mobile,** one applied successively to different regions of the body. **d., precision,** one by which fluid of any desired temperature can be applied under any desired pressure. **d., rain-,** a shower-bath. **d., Scotch, d., Scottish,** one of alternating temperature. **d., sheet-,** one in which a sheet of water is directed through a slit. **d., Tivoli,** a douche of hot water applied to the abdomen of a person lying in cooler water. **d., transitional.** See *d., alternating,* and *d., Scotch.*

Douglas' crescentic fold (*dug'-las*) [James *Douglas*, Scotch anatomist, 1675–1742]. The lower border of the posterior sheath of the rectus abdominis. **D.'s culdesac, D.'s pouch,** a pouch between the anterior wall of the rectum and the posterior wall of the uterus, formed by the reflection of the peritoneum. **D.'s ligaments,** the rectouterine folds of the peritoneum. **D., line of,** the curved lower edge of the internal layer of the aponeurosis of the internal oblique muscle of the abdomen, where it ceases to cover the posterior surface of the rectus muscle. **D.'s semilunar fold,** a thin curved margin that forms the lower part of the posterior wall of the sheath of the abdominal rectus muscle. **D.'s septum,** in the fetus the septum formed by the union of

Rathke's folds and transforming the rectum into a complete canal.

Douglas' oil (*dug'-las*). A refined corn oil.

Douglas' version (*dug'-las*) [John C. *Douglas*, Irish obstetrician, 1777–1850]. Spontaneous version which sometimes occurs in transverse presentations.

douglasitis (*dug-las-ī'-tis*). Inflammation of Douglas' pouch.

doundaké (*doon-dak-a*) [Fr.]. The Guinea peach, *Sarcocephalus esculentus*, yielding a tonic, febrifuge, and astringent bark. Dose of the *wine* (3%) 1–2 oz. (30–60 Cc.); *of the extract* 2½–3 gr. (0.16–0.2 Gm.); of the *bark* 50–60 gr. (3.2–3.8 Gm.); of the *aqueous extract* 3–4 min. (0.2–0.25 Cc.).

doundakine (*doon-dak-ēn*). An alkaloid from doundaké; a substitute for quinine. Dose 3–4 gr. (0.2–0.25 Gm.).

dourine (*doo'-rēn*). A contagious venereal disease of horses, the prominent signs and symptoms consisting in inflammation of the genital organs and lymph glands, and paralysis of the hind legs. The exciting cause is believed to be the *Trypanosoma equiperdum*. Syn.: *Mal de coït*.

Dover's powder (*do'-ver*) [Thomas *Dover*, English physician, 1660–1742] A powder containing 10% each of opium and ipecac.

dowel (*dow'-el*) [Fr., *douille*, a socket]. In dentistry, the piece of wood or metal uniting any artificial crown to the root of a natural tooth.

Dowieism (*dow'-e-izm*). A form of faith-cure propagated in America by a charlatan named Dowie (1899).

Doyère's eminence, D.'s hillock, D.'s papilla, D.'s tuft (*doy-yār'*) [Louis *Doyère*, French physiologist, 1811–1863]. The slight elevation in a muscular fiber corresponding to the entrance of a nerve-fiber.

D. P. Abbreviation for *Doctor of Pharmacy*.

D. P. H. 1. Abbreviation for *Diploma in Public Health*. 2. Abbreviation for *Doctor of Public Health*.

D. R. Abbreviation of *reaction of degeneration*.

Dr. Abbreviation for Doctor.

Dracæna (*dra-se'-nah*). A genus of liliaceous trees. *D. cinnabari* and *D. schizantha* of eastern Africa, and *D. draco* of western Africa, afford part of the dragon's-blood of commerce.

drachm (*dram*). See *dram*.

dracontiasis (*dra-kon-ti'-as-is*) [*dracunculus*]. The skin disease caused by *dracunculus medinensis*.

dracontium (*dra-kon'-she-um*) [δράκων, a dragon]. Skunk-cabbage.

Dracunculus (*dra-kun'-ku-lus*) [dim. of δράκων, a dragon; a serpent]. A genus of threadworms belonging to the family *Filariidæ*. **D. medinensis.** See *Filaria medinensis*.

draft (*draft*). See *draught*.

dragee (*drah-zhā'*) [Fr.]. A sugar-coated pill, bolus, or comfit; a sugared confection.

Dragendorff's test for bile-pigments (*drag'-en-dorf*) [Johann Georg Noel *Dragendorff*, German chemist, 1836–1898]. Spread a few drops of the urine on an unglazed porcelain surface, and after absorption has taken place add a drop or two of nitric acid. If bile is present, several rings of color will be produced, the green ring, which is characteristic of bile-pigments, being chief among them.

dragonneau (*drag-on-o'*). The *Filaria medinensis*.

dragon's-blood (*drag'-onz-blud*). 1. The astringent resin of *Calamus ratang* and *C. draco*, East Indian ratan-palms. 2. The resin of various species of *Dracæna*. 3. The resin of *Pterocarpus draco*, a West Indian tree. The various kinds of dragon's-blood are astringent, but are no longer used internally.

drain (*drān*) [ME., *drainen*, to drain]. A material that affords a channel of exit for the discharge from a wound or cavity. **d., cigarette,** a drain made of a strip of gauze surrounded by rubber dam or gutta-percha.

drainage (*drān'-āj*) [*drain*]. The method of effecting the exit of the discharges from a wound or cavities by means of tubes or strands of fibers or by a free incision. **d., capillary,** that by means of capillary attraction, using loosely woven cloth, thread wisps of hair, etc. **d., funnel,** that effected by means of glass funnels. **d., through-,** drainage accomplished by means of counteropenings and the passage of a tube completely through the part to be drained, so that a cleansing fluid may be injected through one opening and allowed to escape by the counter-opening. **d.-tube,** a rubber or glass tube with perforations for draining wounds or cavities.

dram, drachm (*dram*) [δραχμή, a Greek weight]. The eighth part of the apothecaries' ounce, equal to 60 gr. or 3.9 Gm. Also the sixteenth part of the avoirdupois ounce, equal to 27.34 gr. **d., fluid-,** the eighth part of a fluid ounce.

dramatism (*dram'-at-izm*) [*drama*]. Insanely stilted and lofty speech or behavior.

drapetomania (*drap-et-o-ma'-ne-ah*) [δραπέτης, a runaway; μανία, madness]. A morbid desire to wander from home.

drastic (*dras'-tik*) [δράν, to act]. 1. Severe; harsh; powerful. 2. A powerful and irritating purgative.

draught (*draft*) [AS., *dragan*, to draw]. A quantity of liquid drunk at one gulp. **d., black,** compound infusion of senna. **d., effervescing,** one containing sodium or potassium bicarbonate and a vegetable acid.

draw. To digest and cause to discharge; said of a poultice. In dentistry, to remove a tooth from its socket. In andrology, to remove the urine from the bladder by means of a catheter.

dream (*drēm*). 1. An involuntary series of images, emotions, and thoughts presented to the mind during sleep. 2. To be conscious of such manifestations. **d., waking,** an illusion or hallucination. **d., wet,** a term given to the emission of semen during sleep.

dreamy (*drē'-me*). Full of dreams. **d. state,** a common psychic aura of epilepsy in which the patient experiences a sensation of strangeness or sometimes of terror. It may be associated with flashes of light or auditory auræ.

Drechsel's test for bile acids (*drek'-sel*) [Edmund *Drechsel*, Swiss chemist, 1843–1897]. A beautiful red color is produced if bile acids are present in a substance treated with a little cane-sugar and a few drops of a mixture composed of 5 parts of syrupy phosphoric acid and 1 part water, and warmed on a water-bath.

drench. A veterinary draught of medicine.

drepanidium (*drep-an-id'-e-um*) [δρεπάνη, a sickle]. The sickle-shaped young of certain protozoa. **d. ranarum,** a (probably) parasitic cytozoon of frogs, blood.

drepanocytic anemia (*drep-an-o-sit'-ik*) [δρεπάνη, a sickle]. Sickle-cell anemia.

dresser (*dres'-er*). An attendant (in English hospitals, usually a medical student) whose

special duty is to dress and bandage wounds, and attend to other hard work.

dressing (*dres'-ing*) [ME., *dressen*, to make straight]. 1. The application of various materials for protecting a wound and favoring its healing. 2. The material so applied.

Dressler's disease. Paroxysmal hemoglobinuria.

drill. A surgical instrument used in perforating bones, calculi, or teeth. **d.-bone,** a flat osteoma. **d.-bow,** a bow and string for rotating a drill-stock, effected by passing the string around it, and moving it backward and forward. **d.-stock,** an instrument for holding and turning a drill, by the thumb and finger, or by a handle.

Dreuw's method (*droyv*). Treatment of lupus by first freezing the affected part and then applying hydrochloric acid.

drink. To swallow a liquid. The liquid that is swallowed. A draught.

drinkit (*drink'-it*). A cereal substitute for coffee.

drivelling (*driv'-el-ing*). 1. An involuntary flow of the saliva, as in old age, infancy idiocy, and mental stupor. 2. Senile weakness of mind.

dromograph (*drom'-o-graf*) [δρόμος, a course; γράφειν, to write]. An instrument for registering the velocity of the blood-current.

dromomania (*dro-mo-ma'-ne-ah*) [δρόμος, a course, μανία, madness]. An insane desire to wander; vagabondage.

dromotropic (*dro-mo-tro'-pik*) [δρόμος, a course; τρέπειν, to turn]. Applied by T. W. Englemann to a supposed set of fibers in the cardiac nerves which he holds influences the power of conducting the contraction. Cf. *bathmotropic; inotropic.*

drop [AS., *dropa*]. 1. A minute mass of liquid which in falling or in hanging from a surface assumes the spherical form. 2. The falling of a part, as from paralysis. **d., ague,** Fowler's solution. **d., black,** acetum opii. See *opium, vinegar of.* **d.-culture,** in bacteriology, a culture prepared by placing a little of the infected material in a drop of the culture-medium. **d., wrist-.** See under *wrist.*

dropped (*dropt'*). In a condition of ptosis. **d. foot,** extreme extension of the foot, especially observed in alcoholic neuritis, and dependent upon weakness of the flexors of the foot **d. hand,** a form of paralysis from lead-poisoning, consisting in the inability to contract the extensors of the wrist. **d. lid,** ptosis of the upper lid. **d. wrist.** Same as *d. hand.*

dropper (*drop'-er*). A bottle, tube, or pipet, fitted for the emission of a liquid drop by drop. See *stopper-dropper.*

dropsical (*drop'-sik-al*) [*dropsy*]. Affected with or pertaining to dropsy.

dropsy (*drop'-se*) [ὕδρωψ, dropsy]. An infiltration of the tissues with diluted lymph, or the collection of such lymph in the body-cavities. **d., abdominal,** ascites. **d., acute,** dropsy due to congestion of the kidneys from sudden exposure to cold. Syn., *active dropsy; febrile dropsy; plethoric dropsy.* **d. of belly,** ascites. **d. of brain,** hydrocephalus. **d., cachectic,** that occurring in cachexia; it is due to decrease of the albuminous constituents of the blood and an increase of the watery constituents. **d., cardiac,** that due to failure of compensation in cardiac disease. **d. of chest,** hydrothorax. **d., encysted.** See *ascites saccatus.* **d., false,** a retention cyst. **d., famine.** See under *famine.* **d. of the gall-bladder,** dilatation of the gall-bladder with the secretion of the mucous glands and with epithelium: a very unusual condition due to obliteration of the cystic duct. **d., general.** 1. Dropsy of one or more of the large serous sacs of the body combined with anasarca. 2. Superficial dropsy when it affects the trunk and arms as well as the legs. **d., glandular,** that due to disease of the lymphatics. **d., lymphatic,** infiltration of the tissues with lymph caused by obstruction of the lymphatics. **d., mechanical,** that due to mechanical obstruction of the veins or lymphatics. **d., passive.** 1. That due to obstruction of the veins or lymphatics or to defective absorption. 2. See *d., cachectic.* **d. of pericardium,** hydropericardium. **d. of peritoneum,** ascites. **d., renal.** 1. Anasarca due to disease of the kidneys. 2. Hydronephrosis. **d., symptomatic,** that said to be induced when there is 6 % of albumin in the blood with a simultaneous increase of arterial pressure.

drosera (*dro'-ser-ah*) [δροσερός, covered with dew]. Sundew. *D. rotundifolia* and *D. longifolia* have been used in pulmonary tuberculosis. It is an antispasmodic, and is used in whooping-cough and other spasmodic coughs

droserin (*dros'-er-in*) [δροσερός, dewy]. A ferment resembling pepsin and found in the digestive secretions of most insectivorous plants.

Drouot's plaster (*droo-o'*) [Theophile *Drouot*, French oculist, 1803–]. A plaster made up of cantharides, mezereon, and resin.

drown. To deprive of life by immersion in a fluid.

drowsy (*drow'-ze*). Inclined to sleep; sleepy.

drug [Fr., *drogue*]. A substance used as a medicine. **d. addict,** see *addict.* **d., antagonistic,** one that neutralizes the action of another.

druggist [*drug*]. A dealer in medicines.

drugless practitioner. "Any person who practises or holds himself out in any way as practising the treatment of any ailment, disease, defect or disability of the human body by manipulation, adjustment, manual or electrotherapy, or by any similar method."

drum. The tympanum. See under *ear.*

drumhead (*drum'-hed*). The tympanic membrane.

drummers' palsy (*drum'-erz pawl'-ze*) An occupation-neurosis, dependent upon the constrained attitude of the hand in beating a drum.

Drummond's sign (*drum'-und*) [David *Drummond*, English physician, 19th century] The "oral whiff" heard when the mouth is closed; it disappears on compression of the nostrils; it is observed in cases of aneurysm of the thoracic aorta.

drumstick (*drum'-stik*). The word is used to describe certain microbes, clubbed organs, etc. **d. bacillus,** *Bacillus putrificus coli.*

drunkenness (*drunk'-en-nes*). Alcoholic intoxication. See *alcoholism, dipsomania, inebriety.*

druse (*drūz*) [Ger.]. A rupture of tissues with no surface-lesion.

dry (*dri*) [AS., *dryge*]. Free from moisture. **d. amputation,** amputation without hemorrhage. **d.-cupping,** cupping without incising the skin. **d. gangrene.** See *gangrene, dry.* **d. labor,** one in which there is but a slight discharge of liquor amnii. **d. pleurisy,** pleurisy without effusion. **d. wine,** a wine containing little or no sugar.

Drysdale's corpuscles (*drīz'-dāl*) [Thomas Murray *Drysdale*, American gynecologist, 1831–1904]. Granular cells, non-nucleated and of varying sizes, which were regarded by Drysdale as peculiar to ovarian fluid.

D. S. Abbreviation for *Doctor of Science*

D. Sc. Abbreviation for *Doctor of Science.*

D. S. M. Abbreviation for *Diploma in State Medicine.*

D. S. S. Abbreviation for *Diploma in Sanitary Science.*

D. S. Sc. Abbreviation for *Diploma in Sanitary Science.*

D.t. Abbreviation of *duration tetany.*

D. T. M. Abbreviation for *Diploma in Tropical Medicine.*

D. T. M. and H. Abbreviation for *Diploma in Tropical Medicine and Hygiene.*

D. T. N. Abbreviation for diphtheria toxin normal.

Duane's clinometer (*du-ān'*) [Alexander *Duane*, American ophthalmologist, 1858–1926]. A device for estimating torsional deviations of the eye, and also used in the study of metamorphopsia. **D.'s test**, a candle having been placed in front of the person to be examined, a screen is held before one eye for a time and then suddenly transferred to the other side. The existence of deviation in the first eye is recognized by a sudden apparent displacement of the candle-flame in the direction opposite to that in which the eye has deviated.

Dubini's disease (*doo-be'-ne*) [Angelo *Dubini*, Italian physician, 19th century]. Rapid rhythmic contractions of one or more groups of muscles, beginning in a finger, an extremity, or a half of the face, and extending over the greater part or the whole of the body. They are generally followed by palsies and often by coma and death. Syn, *electric chorea; spasmus Dubini.*

Dublin method of expressing the placenta. A better name for the *Credé method* (*q. v.*), as it was practised in the Rotunda Hospital in Dublin long before the time of Credé.

dubo (*dū'-bo*). Milk, or other nourishment, of double strength.

Dubois' abscess, D.'s disease. [Paul *Dubois*, French obstetrician, 1795–1871] The presence of multiple necrotic foci in the thymus glands of infants affected with hereditary syphilis.

DuBois-Reymond's inductorium [Emil *DuBois-Reymond*, Berlin physiologist, 1818–1896]. An induction apparatus with a primary and secondary coil in which the primary current is never opened, it being short-circuited. It is used in physiological laboratories. **D.-R.'s key**, an electric switch by means of which the circuit may be closed or the current short-circuited. Syn., *tetanizing key.* **D.-R.'s law**, it is not the absolute value of current density at a given moment that acts as a stimulus to a muscle or motor nerve, but the variation of density.

duboisine (*dū-boiz'-ēn*), $C_{17}H_{21}NO_3$. An alkaloid from *Duboisia myoporoides*, a tall shrub of Australia identical with hyoscyamine. It is used as a mydriatic; also as a hypnotic and sedative in epilepsy. Dose $\frac{1}{80}$–$\frac{1}{60}$ gr. (0 0008–0.002 Gm.). Antidotes: emetics, pilocarpine, muscarine. **d. hydrobromide**, dose and uses the same as duboisine. **d. hydrochloride**, usage and dose as duboisine. **d. salicylate**, used as a mydriatic in 0.2 to 0.8 % solution. **d. sulphate**, used as a mydriatic in aqueous solution—$\frac{1}{12}$ gr. to 1 oz. of water (0.005 Gm. to 30 Cc.).

Duboscq's colorimeter (*doo-bosk'*) [Jules *Duboscq*, French optician]. An apparatus for comparing the tint in a fluid with the tint in a standard fluid.

Duchenne's attitude (*doo-shen'*) [Guillaume Benjamin Amant *Duchenne*, French neurologist, 1806–1875]. In paralysis of the trapezius the shoulder droops; the shoulder-blade seesaws so that its internal edge, instead of being parallel to the vertebral column, becomes oblique from top to bottom and from without in. **D.'s disease**, tabes dorsalis. **D.'s paralysis**, progressive muscular dystrophy with pseudohypertrophy. **D.'s sign**, sinking-in of the epigastrium during inspiration in cases of marked hydropericardium or impaired movement of the diaphragm from pressure or paralysis. **D.'s syndrome**, labioglossolaryngeal paralysis.

Duchenne-Aran's disease. See *Aran-Duchenne's disease.*

Duchenne-Erb's paralysis. See *Erb's paralysis.*

Duchenne-Landouzy's type of progressive muscular atrophy. See *Landouzy-Déjérine's type of progressive muscular atrophy.*

duckbill speculum (*duk'-bil*). A bivalve vaginal speculum with flat broad blades.

duckering (*duk'er-ing*) [G. F. *Duckering*]. A method of disinfecting hair and wool, employed against the *bacillus anthracis.*

Duckworth's syndrome [Sir Dyce *Duckworth*, English physician, 1840–1927]. Complete stoppage of respiration several hours before that of the heart in certain cerebral diseases attended by intracranial pressure.

Ducrey's bacillus (*doo-kra'*) [Augusto *Ducrey*, Italian physician, 19th century]. A small oval bacillus occurring in chains, the pathogenic agent in chancroid.

duct (*dukt*) [*ducere*, to lead]. A tube or channel, especially one for conveying the secretions of a gland. **d., alimentary.** See *d., thoracic.* **d. of Bartholin.** See under *Bartholin.* **d., Blasius'.** See *d. of Stenson.* **d., common bile-,** a duct formed by the union of the cystic and hepatic ducts. **d., Cowperian,** the efferent duct of Cowper's gland. **d.s of Cuvier.** See under *Cuvier.* **d., cystic,** the excretory duct of the gall-bladder. **d., ejaculatory,** a duct formed by the union of the vas deferens and the duct of the seminal vesicle and carrying the semen into the urethra. **d., endolymphatic,** a tubular process of the membranous labyrinth of the ear, passing through the aqueduct of the vestibule into the cranial cavity, where it terminates below the dura mater in a blind enlargement, the sacculus endolymphaticus. **d., galactophorous,** one of the milk-ducts of the mammary gland. **d., Gartner's.** See *Gartner's canal.* **d., hepatic,** a duct formed at the margin of the transverse fissure of the liver by the junction of the right and left hepatic ducts. **d., lacrimal.** See *d., nasal.* **d., lactiferous.** See *d., galactophorous.* **d., lymphatic, right,** the vessel that receives the lymph from the lymphatics of the right arm, the right side of the head and neck, the chest, lung, and right side of the heart, and also from the upper surface of the liver. It terminates at the junction of the right subclavian and internal jugular veins. **d.s of Müller.** See under *Müller.* **d., nasal,** the duct that conveys the tears from the lacrimal sac into the inferior meatus of the nose **d., omphalomesenteric.** See *d., vitelline.* **d., pancreatic,** one that extends from the pancreas to the duodenum at the point where the common bile-duct enters the bowel. **d., pancreatic, accessory,** the excretory duct of the lesser pancreas, opening into the pancreatic duct or into the duodenum, close to the orifice of the common bile-duct. **d., parotid,** that conveying the secretion of the parotid gland into the mouth. **d., prostatic,** any one of the

ducts conveying the secretion of the prostate into the urethra. **d., Rathke's.** See under *Rathke.* **d., Reichel's cloacal.** See under *Reichel.* **d. of Rivini.** See under *Rivini.* **d., salivary,** a duct of any salivary gland. See *Wharton's duct, Stenson's duct,* and *d., sublingual.* **d., salivary, inferior,** Wharton's duct. **d., salivary, superior,** Stenson's duct. **d.s, Schueller's.** See under *Schueller.* **d., segmental,** a tube, on each side of the body of the embryo, situated between the visceral and parietal layers of the mesoblast, opening anteriorly into the body-cavity and posteriorly into the cloaca. **d., spermatic,** the vas deferens. **d. of Steno.** See *Stenson's duct.* **d. of Stenson,** the duct of the parotid gland. **d., sublingual.** See *Bartholin's duct* and *Rivini's duct.* **d., thoracic,** a duct 18 to 20 inches long, beginning in the receptaculum chyli, passing upward, and emptying into the left subclavian vein at its junction with the left internal jugular vein. It receives all the lymph and chyle not received by the right lymphatic duct. **d., umbilical.** See *d., vitelline.* **d., urogenital,** one that receives the urine and genital products. **d., vitelline,** the duct from the umbilical vesicle of the embryo to intestine. **d.s, Walther's.** See under *Walther.* **d of Wharton.** See under *Wharton* **d. of Wirsung.** See under *Wirsung.* **d., Wolffian.** See under *Wolffian.*

ductile (*duk'-til*) [*duct*]. Capable of being drawn out thin, as a wire or thread.

duction (*duk'-shun*) [*duct*]. A colloquialism used to represent one or more of the terms abduction, adduction, or sursumduction.

ductless glands. The spleen, thyroid, parathyroid, and thymus glands, suprarenal capsules carotid and coccygeal glands, pineal and pituitary bodies, which have no excretory duct. **Endocrine g.** *q. v.*

ductor (*duk'-tor*) [*ducere,* to lead]. A surgical instrument used as a guide or in making traction

ductule (*duk'-tūl*) [*ductulus,* a small duct]. A small duct.

ductulus (*duk'-tu-lus*) [L.]. A small duct **d. aberrans,** vas aberrans. **d. alveolaris,** a terminal bronchiole. **d. efferens testis,** one of the seminal ducts. **d. rectus,** one of the straight tubules of the testis.

ductus (*duk'-tus*) [L.; *pl., ducti*] A canal or duct. **d. arteriosus,** a short vessel in the fetus connecting the pulmonary artery with the aorta. **d. auditorius, d. cochlearis,** the scala media of the cochlea. **d. choledochus,** the bile duct. **d. Cuvieri.** See *Cuvier, ducts of.* **d. deferens,** the vas deferens. **d. lingualis,** the persistent remains, in the adult, of the upper portion of the embryonal ductus thyreoglossus. **d. nasofrontalis,** one between the frontal sinus and middle meatus of nose. **d. pancreaticus azygos,** the accessory pancreatic duct. **d. pancreaticus minor, d. pancreaticus recurrens, d. pancreaticus Santorini, d. pancreaticus secondarius, d. pancreaticus superior.** See *duct, pancreatic, accessory.* **ducti papillares,** the uriniferous tubules. **d. perilymphaticus,** the aqueduct of the cochlea **d. Rosenthalianus,** the accessory pancreatic duct. **ducti seminales, ducti seminiferi,** the seminiferous tubules. **d. thyreoglossus,** a small duct connecting the primitive thyroid gland with the upper surface of the tongue. **d. thyroideus,** the persistent remains. in the adult, of the lower portion of the embryonal ductus thyreoglossus. **d. venosus,** a branch of the umbilical vein in the fetus which empties directly into the ascending vena cava.

Duddell's membrane [Benedict *Duddell,* English oculist]. See *Descemet's membrane.*

Dudley's operation (*dud'-le*) [Emilius Clark *Dudley,* American gynecologist, 1850–1928]. *For retroversion of the uterus;* the abdomen is opened, and a strip is denuded from the anterior surface of the uterus, and likewise a strip along the inner side of each round ligament, followed by suturing of the three together.

Dugas' test (*doo'-gas*) [Louis Alexander *Dugas,* American surgeon, 1806–1884]. In dislocation of the shoulder-joint the elbow cannot be made to touch the side of the chest when the hand of the affected side is placed on the opposite shoulder.

Duhring's disease (*doo'-ring*) [Louis Adolphus *Duhring,* American dermatologist, 1845–1913]. Dermatitis herpetiformis. **D.'s pruritus,** pruritus hiemalis.

duipara (*dū-ip'-ar-ah*) [*duo, two; parere,* to bring forth] A woman pregnant for the second time.

Dukes' disease (*dūks*) [Clement *Dukes,* English physician, 1845–1925]. See *disease, fourth.*

dulcamara (*dul-kam-a'-ra*) [*dulcis,* sweet; *amarus,* bitter]. Bittersweet. The young branches of *Solanum dulcamara,* containing an alkaloid, *solanine.* In overdoses it causes nausea, emesis, and convulsive muscular movements, and in toxic doses it is a narcotic poison. It is employed in psoriasis and similar skin diseases. Dose of the *fluidextract* 30 min.–1 dr. (2–4 Cc.).

dulcamarin (*dul-kam-a'-rin*) [*dulcamara*], $C_{22}H_{34}O_{10}$ A yellow, amorphous glucoside found in dulcamara, with a sweetish-bitter taste, sparingly soluble in water, freely so in alcohol and acetic acid, insoluble in ether and in chloroform

dulcarin (*dul'-kar-in*) Dulcamarin.

dulcin (*dul'-sin*), $C_9H_{12}N_2O_2$. A toxic substance 200 times sweeter than cane-sugar, obtained from paraphenetidin by action of potassium cyanate. It is used as a sweetening medium. Syn., *paraethoxyphenylurea; paraphenetol-carbamide; sucrol; valzin.*

dulcite, dulcitol, dulcose (*dul'-sit, dul'-sit-ol, dul'-kōs*), $C_6H_{14}O_6$. Sugar from *Melampyrum nemorosum* and other plants.

dulcose (*dul'-kōs*). Dulcitol.

dull (*dul*). 1. Slow of perception. 2. Not resonant on percussion. 3. Not bright in appearance 4. Not sharp; blunt.

dullness, dulness (*dul'-nes*). The quality of being dull, in any sense; lack of resonance on percussion. **d. wooden,** a percussion note sounding as if given out from wood.

dumb (*dum*). Unable to utter articular speech. **d. ague,** a popular term for ague or malaria marked by obscure symptoms. **d.-bell crystals,** crystals of calcium oxalate, sometimes seen in the urine.

dumdum fever [*Dum Dum,* a town in India]. Same as kala-azar, *q. v.*

dummy (*dum'-e*). A substitute for a natural tooth.

Dumontpallier's test for bile-pigments. See *Smith's reaction.*

Dunbar's serum (*dun-bar'*) [William Philipps *Dunbar,* American physician, 1863–1922]. Pollantin.

Duncan Bird's sign. See *Bird's sign*

Duncan's folds [James Matthews *Duncan,* English gynecologist, 1826–1890]. The folds of the loose peritoneal covering of the uterus seen

immediately after delivery. **D.'s position of the placenta,** the marginal position generally assumed by the placenta on presenting itself at the os uteri for expulsion. **D.'s ventricle,** the fifth ventricle. Syn., *sinus Duncanii.*

Duncan's method [Charles H. *Duncan,* American physician, 1860–]. Treatment of a disease, by administering to a patient material from his own excretions; a form of autotherapy; autoserotherapy.

Dunfermline scale (*dun'-firm-lin*) [*Dunfermline,* in Scotland] A scheme for classifying children according to their state of nutrition. There are four grades: (1) superior; (2) fair; (3) requiring supervision; (4) in need of medical treatment.

Dunham's solution (*dun'-ham*) [Edward Kellogg *Dunham,* American pathologist, 1860–]. A solution containing 1 % of peptone and 0.5 % of sodium chloride in distilled water; used in test for indol.

duodenal (*dū-o-de'-nal* or *dū-od'-en-al*) [*duodenum*]. Relating to the duodenum.

duodenectomy (*dū-o-de-nek'-to-me*) [*duodeno;* ἐκτομή, excision]. Excision of part or all of the duodenum.

duodenin (*dū-od'-en-in*). Trade name of a preparation containing secretin and enterokinase.

duodenitis (*dū-o-den-ī'-tis*) [*duodenum;* ῖτις, inflammation]. Inflammation of the duodenum.

duodeno- (*dū-od-en-o-*) [*duodenum*]. A prefix meaning relating to the duodenum.

duodenocholangitis (*dū-o-de-no-ko-lan-ji'-tis*). Inflammation of the duodenum and the common bile-duct.

duodenocholecystostomy (*dū-od-en-o-kol-e-sis-tos'-to-me*) [*duodeno-;* χόλη, bile, *cystostomy*]. The formation of a fistula between the duodenum and gall-bladder.

duodenocholedochotomy (*dū-od-en-o-ko-led-o-kot'-o-me*). A modification of choledochotomy consisting in incising the duodenum in order to reach the gall-duct.

duodenocystostomy (*dū-od-en-o-sist-os'-to-me*) [*duodeno-; cystostomy*]. Establishing a communication between the bladder and the duodenum.

duodenoenterostomy (*dū-od-en-o-en-ter-os'-to-me*) [*duodeno-; enterostomy*]. The formation of a fistula between the duodenum and small intestine.

duodenogastric (*dū-od-en-o-gas'-trik*). See *gastroduodenal.*

duodenogram (*dū-o-de'-no-gram*). A roentgenogram of the duodenum.

duodenohepatic (*dū-o-de-no-he-pat'-ik*). Pertaining to the duodenum and the liver.

duodenojejunal (*dū-o-de-no-jej-ū'-nal*). Pertaining to the duodenum and the jejunum

duodenorenal (*dū-o-de-no-re'-nal*) [*duodeno-; ren,* the kidney]. Relating to the duodenum and to the kidney.

duodenoscopy (*dū-o-den-os'-ko-pe*) [*duodeno-;* σκοπεῖν, to inspect]. Inspection of the duodenum.

duodenostomy (*dū-od-en-os'-to-me*) [*duodeno-;* στόμα, a mouth]. The operation of forming an opening into the duodenum through the abdominal walls.

duodenotomy (*dū-od-en-ot'-o-me*)[*duodeno-;* τέμνειν, to cut]. Surgical incision of the duodenum.

duodenum (*dū-o-de'-num*) [*duodeni,* twelve each; so called because it is about 12 fingerbreadths long]. The first part of the small intestine beginning at the pylorus. It is from 8 to 10 inches long, is the most fixed part of the small intestine, consists of an ascending, descending, and transverse portion, and contains the openings of the pancreatic duct and the common bile-ducts. **d., giant,** an enormously enlarged duodenum, similar to the enlarged colon in *Hirschsprung's disease, q. v.* **d., mobile,** a movable condition of the duodenum.

duomalz (*dū'-o-molz*). Trade name for a preparation of malt.

duoparental (*dū-o-par-en'-tal*) [*duo,* two; *parens* parent]. Derived from two sexual elements.

duotal (*dū'-o-tal*). The commercial name for guaiacol carbonate.

duotonal (*dū-o-to'-nal*). Trade name for a combination of calcium and sodium glycerophosphates.

Duparque's method for detecting ascites (*doo-park'*). When fluctuation is indistinct, the patient is to be placed on one side for a few moments, so that the whole quantity of fluid may gravitate to the depending flank; then quickly turned upon the back, when dulness and temporary fluctuation will be found at the site of accumulation.

Duplay's bursitis (*doo-play*) [Emmanuel Simon Duplay, French surgeon, 1836–1924]. Subacromial or subdeltoid bursitis. **D.'s operation.** See under *operations.*

duplex factors or **characters** (*dū'-pleks*). A condition in which the determiners for a character are derived from both parents.

duplicature (*dū'-plik-a-chur*) [*duplicare,* to double]. The folding of a membrane upon itself.

duplicity (*dū-plis'-ıt-e*) [*duplicitas,* doubleness]. The condition of being duplex or double.

Dupré's bursitis (*dū-pra'*). Inflammation of the bursa around the shoulder joint. **D.'s syndrome,** meningism pseudomeningitis.

Dupuytren's contraction (*doo-pwe-tran*) [Guillaume *Dupuytren,* French surgeon, 1777–1835]. A

GUILLAUME DUPUYTREN

contraction of the palmar fascia causing the fingers to fold into the palm. **D.'s delirium.** See *delirium nervosum.* **D.'s egg-shell symp-**

tom, the sensation of a delicate crepitant shell (egg-shell crackling) imparted on slight pressure in certain cases of sarcoma of long bones. **D.'s false contraction,** a contraction of the palm and fingers due to injury to the palmar fascia. **D.'s finger.** See *Dupuytren's contraction.* **D.'s fracture,** fracture of the lower end of the fibula, with displacement of the foot outward and backward. **D.'s hydrocele,** bilocular hydrocele of the tunica vaginalis testis. Syn., *hydrocèle en bissac.* **D.'s operation.** *For amputation at the shoulder-joint;* two rounded flaps are taken from the outer and inner aspects of the arm; the outer flap is made first by transfixion from behind at a point two inches below the acromion; the bone is then disarticulated and a short inner flap cut from within outward. **D.'s phlegmon,** unilateral phlegmonous suppuration occupying the anterolateral portion of the neck. **D.'s powder,** a caustic powder consisting of arsenic trioxide, 1 part; calomel, 200 parts. **D.'s splint,** a splint used in the treatment of Pott's fracture of the leg.

dura, dura mater (*dū'-rah ma'-ter*) [*durus,* hard; *mater,* mother]. The fibrous membrane forming the outermost covering of the brain and spinal cord.

duræmatoma (*dū-rem-at-o'-mah*). See *durematoma.*

dural (*dū'-ral*) [*durus,* hard] Pertaining to the dura.

duralumin (*dū-ral'-ū-min*). An alloy of aluminum, non-corrodible and about as strong as steel; used for splints and other surgical appliances.

duramatral (*dū-rah-ma'-tral*). See *dural.*

duraplasty (*dū'-rah-plas-te*). Repair of defects in the dura mater.

durematoma (*dū-rem-at-o'-mah*) [*dura;* αἷμα, blood; ὄμα, tumor; *pl., durematomata*]. Hematoma of the dura; an accumulation of blood between the dura and arachnoid.

Durham's tube (*dur'-um*) [Arthur Edward *Durham,* English surgeon, 1834–1895]. The lobster-tail tube formerly used in tracheotomy

durine (*dū'-rēn*). A preparation containing formaldehyde, used for the cure of soft corns.

duritis (*dū-ri'-tis*) Inflammation of the dura; pachymeningitis

duroarachnitis (*dū-ro-ar-ak-ni'-tis*) [*durus,* hard; ἀράχνη, a spider; ῖτις, inflammation]. Inflammation of the dura and arachnoid membrane.

duroleum (*dū-ro'-le-um*). An ointment-base obtained from petroleum.

Durozier's disease (*doo-ro-zje-a*) [Paul Louis *Durosiez,* French physician, 1826–1897]. Congenital mitral stenosis. **D.'s murmur,** a double murmur heard over the femoral artery on pressure with the stethoscope in cases of aortic insufficiency, mitral stenosis, lead-poisoning, contracted kidney, and some fevers. **D.'s sign.** Same as *D.'s murmur.*

Dusart's syrup (*doo-sar*) [Lucien O. *Dusart,* French physician, 19th century]. A preparation having for its chief ingredient calcic lactophosphate; dose, ½ to 2 fl. dr. (2 to 8 Cc.).

dusting-powder. Any fine powder used to dust on the skin to absorb or diminish its secretions or allay irritation.

dust-occupations. Those that from the nature of the particles of the dust produced may give rise to pneumoconiosis, tuberculosis, or bronchitis.

Dutch liquid. See *ethene chloride.*

Dutton's disease (*dut'-on*) [J. Everett *Dutton,* English physician]. West African fever, the cause of which is conveyed by the bite of a tick.

Duval's nucleus (*dū-val'*) [Mathias Marie *Duval,* French anatomist, 1844–1915]. An aggregation of large multipolar ganglion-cells lying ventrolaterally to the hypoglossal nucleus.

Duverney's foramen (*doo-ver-na'*) [Joseph Guichard *Duverney,* French anatomist, 1648–1730]. See *Winslow's foramen.* **D.'s fracture,** fracture of the ilium just below the anterior superior spine. **D.'s gland.** Same as *Bartholin's gland.*

D. V. M. Abbreviation for Doctor of Veterinary Medicine.

D. V. M. S. Abbreviation for Doctor of Veterinary Medicine and Surgery.

D. V. S. 1. Abbreviation for Doctor of Veterinary Science. 2. Abbreviation for Doctor of Veterinary Surgery.

dwarfism (*dwarf'-izm*) [ME, *dwarf*]. An abnormal stature in man, often pathological (microcephalia, rickets, etc.), in which the height falls below 1 m. 25 cm

Dy. Chemical symbol of *dysprosium.*

dyad (*dī'-ad*). An atom with a valence of two

dyaster (*dī'-as-ter*). A double group of chromosomes during the anaphases of cell-division.

dye (*dī*) [ME., *dyen,* to dye]. 1. To color a substance by immersing it in some coloring-matter. 2. The material used as a coloring substance. **d., acid,** one produced by combining a substance having coloring properties and which plays the part of an acid (an anilin) with some ordinary base, as sodium, potassium, etc. **d., basic,** one produced by combining with some acid a coloring principle (an anilin) which plays the part of a base.

dyestuff (*dī'-stuf*). See *dye* (2). **d.s., indifferent,** a group of histological dyestuffs, neither basic nor acid, obtained from acid which possesses a peculiar affinity for fats; *e.g.,* sudan III (benzolazobetanaphthol) **d., neutral,** Ehrlich's term for a salt the acid portion of which is an acid dye and of which the basic portion is a basic dye.

dymal (*dī'-mal*) See *didymium salicylate.*

dymyarious (*dī-mi-a'-re-us*) [δύας, two; μῦς, a muscle]. Furnished with two muscles.

dynactinometer (*di-nak-tin-om'-et-er*) [δύναμις, power; ἀκτίς, a ray; μέτρον, a measure]. An apparatus for determining the intensity of the photogenic rays and estimating the power of object glasses.

dynam (*dī'-nam*). See *dyne.*

dynameter (*di-nam'-et-er*). See *dynamometer* (2).

dynamia (*di-nam'-e-ah*) [δύναμις, power]. 1. Ability to resist disease or to withstand the effects of any strain, physical or mental. 2. The sthenic character of any attack of disease.

dynamic (*di-nam'-ik*) [*dynamia*]. Pertaining to energy; sthenic; characterized by energy or great force.

dynamicity (*di-nam-is'-it-e*) [*dynamia*]. The greatest capacity for inherent power possessed by a substance or organism.

dynamics (*di-nam'-iks*). See *mechanics.* **d., vital,** the science of the inherent power of an organism.

dynamimeter (*dī-nam-im'-et-er*). See *dynamometer.*

dynamyne (*dī'-nam-īn*). A distillate of tobacco containing a large amount of nicotine, for external use only.

dynamite (*dī'-nam-īt*) [δύναμις, power] An explosive consisting of nitro-glycerin incorporated with infusorial earth, to give it consistency. It is eight times as powerful as gunpowder.

dynamization (*di-nam-iz-a'-shun*) [δύναμις, power]. The so-called potentizing of medicines by comminution and agitation.

dynamo (*di'-nam-o*) [δύναμις, power]. A machine in which an electric current is generated by revolving coils of insulated wire through the field of a magnet intensified by the same current.

dynamoelectric (*di-nam-o-e-lek'-trik*) [*dynamo-; electric*]. Relating to the motor power of electricity

dynamogen (*di-nam'-o-jen*). A proprietary remedy resembling hematogen; used in anemia.

dynamogenesis (*di-nam-o-jen'-es-is*) [*dynamo-;* γεννᾶν, to produce]. The generation of power, force, or energy.

dynamogenic (*di-nam-o-jen'-ik*) [*dynamo-;* γεννᾶν, to produce]. Generating force or power.

dynamogeny (*di-nam-oj'-en-e*) [*dynamo-;* γεννᾶν, to beget]. The production of energy; the physiological generation of force.

dynamograph (*di-nam'-o-graf*) [*dynamo;* γράφειν, to write] An instrument designed to measure and record graphically muscular strength.

dynamography (*di-nam-og'-ra-fe*) [see *dynamograph*]. 1. Mechanics. 2. The measurement and graphic record of muscular strength.

dynamometer (*di-nam-om'-et-er*) [*dynamo;* μέτρον, a measure]. 1. An instrument for the measurement of muscular strength, particularly of the hand. 2. An instrument for estimating the magnifying power of lenses. Syn., *dynameter; optical dynamometer.*

dynamometry (*di-nam-om'-et-rd*) [see *dynamometer*]. The measurement of force by means of the dynamometer. **d., vital,** the estimation of the inherent force of an individual.

dynamoneure (*di-nam'-o-nûr*) [*dynamo-;* νεῦρον, nerve]. A spinal motor neuron.

dynamoscope (*di-nam'-o-skōp*) [*dynamo;* σκοπεῖν, to examine]. An apparatus for auscultating the muscles.

dynamoscopy (*di-nam-os'-ko-pe*). Auscultation of the muscles by means of the dynamoscope.

dyne (*dīn*) [δύναμις, power]. A measure of force; it is the force that, when applied to a mass of 1 Gm. for one second, will give it a velocity of 1 Cc. a second.

dys- (δυς-]. A prefix meaning bad, hard, difficult, painful.

dysacousma (*dis-ak-oos'-mah*) [*dys-;* ἀκούσλα; hearing]. A sensation of pain or discomfort caused by loud or even moderately loud noises.

dysacusia, dysacousis (*dis-ak-oo'-se-ah, -sis*) [see *dysacousma*]. Difficulty of hearing.

dysæsthesia (*dis-es-the'-ze-ah*). See *dysesthesia.*

dysalbumose (*dis-al'-bū-mōs*). A variety of albumose, insoluble in hot or cold water or hydrochloric acid.

dysanagnosia (*dis-an-ag-no'-se-ah*) [*dys-;* ἀνάγνωσις, recognition, reading]. Word-blindness; dyslexia; difficulty in comprehending written language.

dysantigraphia (*dis-an-te-gra'-fe-ah*). Inability to copy writing or print.

dysaphe (*dis'-af-e*) [*dys-;* ἀφή, touch]. Morbid state of the sense of touch.

dysaphia (*dis-af'-e-ah*) [*dys-;* ἀφή, touch]. Disordered sense of touch.

dysapocatastasis (*dis-ap-o-kat-as'-tas-is*) [*dys-;* ἀποκατάστασις, re-establishment]. Morbid restlessness and dissatisfaction.

dysaponotocy (*dis-ap-o-not'-o-se*) [*dys;-* ἄπονος, painless; τόκος, birth]. Painless, but difficult labor.

dysarteriotony (*dis-ar-te-re-ot'-o-ne*) [*dys-;* ἀρτήρια, artery; τόνος, tension]. Abnormal blood pressure, either too high, too low, or showing some other irregularity.

dysarthria (*dis-ar'-thre-ah*) [*dys-;* ἄρθρον, articulation]. Impairment of articulation.

dysarthritis (*dis-ar-thri'-tis*) [*dys-; arthritis*]. Anomalous gout.

dysarthrosis (*dis-ar-thro'-sis*) [*dys-;* ἄρθρον, a joint]. 1. A deformed joint. 2. A false-joint. 3. A dislocation of a joint.

dysbasia (*dis-ba'-ze-ah*). Difficulty in walking. **d. intermittens angiosclerotica,** intermittent claudication due to arteriosclerosis.

dysblennia (*dis-blen'-e-ah*) [*dys-;* βλέννα, mucus]. A disordered state or formation of the mucus.

dysbolism (*dis'-bo-lizm*) [*dys-; metabolism*]. A condition of disordered metabolism.

dysbulia (*dis-bū'-le-ah*) [*dys-;* βούλεσθαι, to will]. Impairment of will-power.

dyscatabrosis (*dis-kat-ah-bro'-sis*) [*dys-;* κατάβρωσις, a devouring]. Difficulty in swallowing food; dysphagia.

dyschezia (*dis-ke'-ze-ah*) [*dys-;* χέζειν, to go to stool]. Painful or difficult defecation, as in cases of prolapse of the ovary.

dyscholia (*dis-ko'-le-ah*) [*dys-;* χολή, bile]. A disordered or morbid state of the bile.

dyschondroplasia (*dis-kon-dro-pla'-ze-ah*) [*dys-;* χόνδρος, cartilage; πλάσις, molding]. A disease of unknown etiology, attacking the long bones and the metacarpal and phalangeal skeleton of the hand. It is characterized by cartilaginous tissue developing regularly but ossifying very slowly.

dyschrea, dyschroia, dyschroma (*dis-kre'-ah, -kroi'-ah, -kro'-mah*). See *dyschroa* and *parachrea.*

dyschroa, dyschrœa (*dis-kro'-ah, -kre'-ah*) [*dys-;* χροιά, color]. Discoloration, especially of the skin.

dyschromasia (*dis-kro-ma'-ze-ah*). 1. See *dyschroa.* 2. See *dyschromatopsia.*

dyschromatodermia, dyschromodermia (*dis-kro-mat-o-dur'-me-ah, dis-kro-mo-dur'-me-ah*). See *dyschroa.*

dyschromatope (*dis-kro'-mat-ōp*) [*dys-;* χρώμα, color; ὄψις, vision]. An individual affected with dyschromatopsia

dyschromatopsia (*dis-kro-mat-op'-se-ah*) [see *dyschromatope*]. Partial color-blindness; difficulty in distinguishing colors.

dyschromia (*dis-kro'-me-ah*) [*dys-;* χρῶμα, color]. Discoloration, especially of the skin.

dyschylia (*dis-ki'-le-ah*) [*dys-; chyle*]. Disorder of the chyle.

dyscinesia (*dis-sin-e'-ze-ah*) [*dys-;* κίνησις, motion]. Difficult or painful motion.

dyscoria (*dis-ko'-re-ah*) [*dys-;* κόρη, pupil]. Abnormality of the form of the pupil.

dyscrasia (*dis-kra'-ze-ah*) [*dys-;* κρᾶσις, combination]. A depraved condition of the blood or system due to general disease; a condition of increased susceptibility to disease.

dyscrasic, dyscratic (*dis-kra'-zik, dis-krat'-ik*) [*dys-;* κρᾶσις, combination]. Of the nature of, or affected with a dyscrasia.

dyscrinism (*dis-kri'-nizm*) [*dys-;* κρινεῖν, to secrete]. A state or condition resulting from disordered secretions, particularly of the endocrine glands.

dysdiadokokinesia (*dis-di-ah-dok-o-kin-e'-se-ah*) [*dys-;* διαδοκός, succeeding; κίνησις, motion]. Impairment of the normal power of performing

alternating movements in rapid succession, such as pronation and supination

dysecœa, dysecoia (*dis-es-e'-ah, dis-ek-oi'-ah*) [δυσηκοΐα, deafness]. Hardness of hearing.

dysemesia, dysemesis (*dis-em-e'-ze-ah, -em'-es-is*) [*dys-; emesis*]. Painful vomiting; retching.

dysemia, dysæmia (*dis-e'-me-ah*) [*dys-;* αἷμα, blood]. A morbid state of the blood.

dysendocrinism (*dis-en'-do-krin-izm*) [*dys-; endocrine*]. Any abnormality in the action and function of the endocrine glands.

dysendocrinosis (*dis-en-do-krin-o'-sis*) [*dys-; endocrine*]. Disorder of one or more of the glands of internal secretion.

dysenteria (*dis-en-te'-re-ah*). See *dysentery*. **d. splenica.** Synonym of *melena*.

dysenteric (*dis-en-ter'-ik*) [*dysentery*]. Of the nature of or affected with dysentery.

dysenteriform (*dis-en-ter-e'-form*) [*dysentery; forma*, form]. Resembling dysentery

dysenterioid (*dis-en-ter'-e-oid*). See *dysenteriform*.

dysentery (*dis'-en-ter-e*) [*dys-;* ἔντερον, the bowel]. An inflammation of the large intestine, probably infectious in origin, and characterized by pain, rectal tenesmus, and the frequent passage of small amounts of mucus and blood. The true cause of dysentery is not known in all cases; but the *Amœba coli* is the cause of *amebic dysentery*.

dysepulotic (*dis-ep-ū-lot'-ik*) [*dys-;* ἐπουλωτικός, healing]. Cicatrizing slowly and imperfectly.

dyserethisia (*dis-er-e-thiz'-e-ah*) [*dys-;* ἐρεθίζειν, to excite]. Diminished sensibility or irritability.

dysergasia, dysergasy (*dis-er-ga'-ze-ah, dis-er-ga'-ze*) [δυσεργής, difficult to effect]. Disturbances of function, especially as manifested in neurasthenia.

dysesthesia (*dis-es-the'-ze-ah*) [*dys-;* αἴσθησις, sensation]. 1. Dulness of sensation. 2. Painfulness of any sensation not normally painful.

dysfunction (*dis-fungk'-shun*). Any abnormality or impairment of function.

dysgalactia (*dis-gal-ak'-te-ah*) [*dys-;* γάλα, milk]. Loss or impairment of milk secretion.

dysgenesia (*dis-jen-e'-ze-ah*) [*dys-;* γεννᾶν, to produce]. Loss or impairment of procreative power.

dysgenesis (*dis-jen'-es-is*) [*dys-;* γένεσις, generation]. Sterility; difficulty in breeding.

dysgenic (*dis-jen'-ik*) [*dys-;* γένεσις, generation]. Tending to deterioration of the race; opposed to eugenic. See *dysgenesis*.

dysgenitalism (*dis-jen'-it-al-izm*) [*dys-; genital*]. The condition resulting from some abnormality in the development of the genital organs.

dysgeusia (*dis-gu'-se-ah*) [*dys-;* γεῦσις, taste]. Morbidity or perversion of the sense of taste.

dysglandular (*dis-glan'-dū-lar*). Any abnormality in the action and function of glands, particularly the glands of internal secretion.

dysgrammatism (*dis-gram'-at-izm*) [*dys-;* γράμμα, a letter]. Inability to make the proper use of words. It is a symptom of certain cerebral diseases.

dysgraphia (*dis-graf'-e-ah*) [*dys-;* γράφειν, to write]. 1. Impairment of the power of writing as a result of a brain-lesion. 2. Writer's cramp.

dyshæmia (*dis-he'-me-ah*). See *dysemia*.

dyshaphia (*dis-haf'-e-ah*). See *dysaphe*.

dyshidria, dysidria (*dis-hid'-re-ah, dis-id'-re-ah*) [*dys-;* ἱδρώς, sweat]. A morbid condition of the function of perspiration.

dyshidrosis (*dis-hid-ro'-sis*). See *dysidrosis*.

dyshormonism (*dis-hor'-mōn-izm*) [*dys-;* hormone]. Any disturbance in the nature and mutual adaptation of the internal glands and secretions to one another.

dyshypophysism (*dis-hi-pof'-is-izm*) [*dys-; hypophysis*]. A condition produced by an abnormal condition of the pituitary gland. It is characterized by hypotension, tachycardia, sensation of heat, profuse sweats, oliguria, anorexia, asthma, insomnia, and disturbances of nutrition and growth

dysidrosis (*dis-id-ro'-sis*) [*dys-;* ἱδρωσις, sweating]. Synonym of *pompholyx*.

dyskatabrosis (*dis-kat-ah-bro'-sis*). See *dyscatabrosis*.

dyskeratosis (*dis-ker-at-o'-sis*) [*dys.-,* κέρας, the horny layer of the skin]. Abnormal development of the epidermis, particularly of the Malpighian cells.

dyskinesia (*dis-kin-e'-ze-ah*) [*dys-;* κίνησις, movement]. Impairment of the power of voluntary motion.

dyskoimesis (*dis-koy-me'-sis*) [*dys-;* κοιμήσις, a sleeping]. Difficulty in falling asleep

dyslalia (*dis-lal'-e-ah*) [*dys-;* λαλεῖν, to talk]. Impairment of the power of speaking, due to a defect of the organs of speech.

dyslexia (*dis-leks'-e-ah*) [*dys-;* λέξις, reading]. Impairment of the ability to read

dyslochia (*dis-lo'-ke-ah*) [*dys-; lochia*]. An abnormal condition of the lochial discharge.

dyslogia (*dis-lo'-je-ah*) [*dys-;* λόγος, speech]. Difficulty in the expression of ideas by speech.

dyslysin (*dis'-lis-in*) [*dys-;* λύειν, to dissolve], $C_{24}H_{38}O_7$. A product of cholic acid.

dysmasesis, dysmassesis, dysmastesis (*dis-mas-e'-sis, dis-mas-te'-sis*). Difficulty of mastication.

dysmenorrhea, dysmenorrhœa (*dis-men-or-e'-ah*) [*dys-;* μήν, month; ῥεῖν, to flow]. Difficult or painful menstruation. **d., congestive,** a form of painful menstruation due to an intense congestion of the pelvic viscera. **d., inflammatory,** that due to inflammation. **d., mechanical.** See *d., obstructive*. **d., membranous,** a very painful form characterized by the discharge of shreds of menstrual decidua. **d., obstructive,** that due to mechanical obstruction to the free escape of the menstrual fluid. **d., ovarian,** that form due to disease of the ovaries **d., spasmodic,** that due to spasmodic uterine contraction. **d., vascular,** pain, congestive symptoms in the genital apparatus, and tenesmus of the bladder and anus some days before menstruation.

dysmimia (*dis-mim'-e-ah*) [*dys-;* μιμεῖσθαι, to mimic]. Impairment of the power to use signs and gestures; inability to imitate.

dysmnesia (*dis-mne'-ze-ah*) [*dys-;* μνήσις, memory]. Impairment or defect of the memory.

dysmorphia (*dis-mor'-fe-ah*) [*dys-;* μορφή, form]. Deformity.

dysmorphophobia (*dis-morf-o-fo'-be-ah*) [*dys-;* μορφή, form; φόβος, fear]. Morbid dread of deformity; a rudimentary form of paranoia.

dysmorphosteopalinklast (*dis-morf-os-te-o-pal'-in-klast*). An instrument for refracturing a bone which has united with deformity.

dysmorphosteopalinklasy (*dis-morf-os-te-o-pal-in'-kla-se*) [δύσμορφος, deformed; ὀστέον, a bone; πάλιν, again; κλᾶν, to break]. The operation of refracturing a bone which has healed with deformity after a fracture.

dysmyotonia (*dis-mi-o-to'-ne-ah*) [*dys-;* μῦς, a muscle; τόνος, tone]. 1. Atony of the muscles. 2. Excessive tonicity in muscles; myotonia.

dysneuria (*dis-nū'-re-ah*) [*dys-*; *νεῦρον*, nerve] An impairment of nerve-function.

dysnoia (*dis-noi'-ah*) [*dys-*; *νόος*, mood, disposition]. Heavy, gloomy thought.

dysnusia (*dis-nū'-se-ah*) [*dys-*; *νοῦς*, mind]. Weakness or impairment of the mind.

dysnystaxis (*dis-nis-taks'-is*) [*dys-*; *νυστάξις*, drowsiness]. Drowsy sleep, or half-sleep.

dysodia (*dis-o'-de-ah*) [*dys-*; *ὀδεῖν*, to smell]. Fetor; stench; ill smell. Also a synonym of *rhinitis atrophica, q. v.*

dysodontiasis (*dis-o-don-ti'-as-is*) [*dys-*; *ὀδούς*, tooth]. Difficult or painful dentition.

dysodynia (*dis-o-din'-e-ah*) [*dys-*; *ὀδύνη*, pain]. Ineffective labor-pains.

dysontogenesis (*dis-on-to-jen'-is-is*) *dys-*; *ὤν*; *ὄντος* existing; *γεννᾶν*, to beget]. Defective development of an organism.

dysopia (*dis-o'-pe-ah*) [*dys-*; *ὤψ*, eye]. Painful or defective vision.

dysorexia (*dis-or-eks'-e-ah*) [*dys-*; *ὄρεξις*, appetite]. A depraved or unnatural appetite

dysosmia (*dis-oz'-me-ah*) [*dys-*; *ὀσμή*, odor]. Impairment of the sense of smell.

dysosphresia (*dis-os-fre'-ze-ah*) [*dys-*; *ὀσφρησις*, smell]. Impairment of the sense of smell.

dysosteogenesis (*dis-os-te-o-jen'-es-is*). Dysostosis.

dysostosis (*dis-os-to'-sis*) [*dys-*; *ὀστέον*, bone]. Defective formation of bone. **d., cleidocranial,** a singular congenital malformation compatible with life, intelligence, and purity of the blood, consisting in incomplete ossification of the skull, malformation of the palatine arch, and more or less atrophy of the clavicles

dysovarism (*dis-o'-var-izm*) [*dys-*; *ovary*]. Impaired internal secretion of the ovary.

dysoxidizable (*dis-oks'-id-i-za-bl*) [*dys-*; oxidizable]. Oxidizable only with difficulty.

dyspancreatism (*dis-pan'-kre-at-izm*) [*dys-*; *pancreas*]. Impaired action or function of the pancreas, particularly of its internal secretion.

dyspareunia (*dis-par-oo'-ne-ah*) [*δυσπάρευνος*, ill-mated]. Painful or difficult copulation. **d., climacteric,** pain or difficulty in coitus following the menopause; it is regarded as a symptom of kraurosis vulvæ.

dyspepsia (*dis-pep'-se-ah*) [*dys-*; *πέπτειν*, to digest] Disturbed digestion. **d., acid,** that attended with hyperacidity of the gastric juice. **d., alkaline,** that accompanied by lack of the normal acidity of the gastric juice. **d., atonic,** a form due to insufficient quantity or impaired quality of the gastric juice or to deficient action of the gastric muscles. **d., bilious,** intestinal dyspepsia due to impaired secretion of bile. **d., catarrhal,** that caused by gastric catarrh. **d., chemical,** that due to some change in the constitution of the digestive secretions. **d., feculent,** that due to excess of starchy food in the diet. **d., flatulent, d., gaseous,** that marked by almost constant generation of gas within the stomach. **d., gastric,** that confined to the stomach. **d., gastrointestinal,** that in which both the stomach and the intestine are concerned. **d., gastrorrheal,** that due to gastric catarrh and hypersecretion. **d., inflammatory,** that due to some form of gastritis. **d., intestinal,** that due to imperfect digestive action of the intestinal juices or to lack of tone in the muscular coat of the bowel. **d., lienteric,** that due to defective nutrition or superalimentation, and indicated by lienteric stools. **d., motor.** See *d., atonic.* **d., muscular,** that due to atony of the muscular coat of the stomach or intestine. **d., nervosecretory,** neurotic dyspepsia with perverted or excessive gastric secretion. **d., nervous,** that characterized by gastric pains, coming on often when the stomach is empty and relieved by eating, and by various reflex nervous phenomena, especially by palpitation. **d., neuralgic,** that marked by intermittent gastrodynia. **d., pyretic,** Gendrin's name for the forms of inflammatory dyspepsia formerly known as bilious or gastric fever. **d., salivary,** that due to excess, deficiency, or defective quality of the saliva for to insufficient mastication.

dyspepsodynia (*dis-pep-so-din'-e-ah*). Synonym of *gastralgia.*

dyspeptic (*dis-pep'-tik*) [see *dyspepsia*]. 1. Relating to or affected with dyspepsia. 2. A person suffering from dyspepsia.

dyspeptone (*dis-pep'-tōn*) [see *dyspepsia*]. An insoluble and unassimilable peptone.

dysperistalsis (*dis-per-e-stal'-sis*). Painful or violent, or perverted peristalsis.

dyspermatism (*dis-per'-mat-izm*) [*dys-*; *σπέρμα*, seed]. Difficulty of depositing the sperm within the vagina.

dyspermia (*dis-perm'-e-ah*). See *dysspermia.*

dysphagia (*dis-fa'-je-ah*) [*dys-*; *φαγεῖν* to eat]. Difficulty in swallowing, or inability to swallow. **d. amyotactica,** a disturbance of the act of deglutition, not due to organic changes in the pharynx or esophagus nor to spasm or paralysis of the muscles concerned in swallowing; it consists in a disturbance of the rhythm of the function of the higher nerve-centers. **d. callosa,** that resulting from the destruction of the muscular layers of the esophagus and the formation of cicatricial tissue causing constriction. **d. constricta,** that due to stenosis of the pharynx or esophagus. **d. globosa,** globus hystericus. **d. lusoria,** a doubtful form ascribed to compression of the esophagus by the right subclavian artery when by a freak of nature this artery springs from the aorta behind the left subclavian artery and turns to the right either before or behind the esophagus **d. spastica,** that due to hysterical spasm of the esophagus or pharynx.

dysphasia (*dis-fa'-ze-ah*) [*dys-*; *φάσις*, speech]. Difficulty of speech depending on a central lesion.

dysphemia (*dis-fe'-me-ah*) [*dys-*; *φήμη*, a speech]. Stammering.

dysphonia (*dis-fo'-ne-ah*) [*dys-*; *φωνή*, voice]. An impairment of the voice.

dysphoria (*dis-fo'-re-ah*) [*dys-*; *φέρειν*, to bear] Impatience and restlessness; mental anxiety; fidgets.

dysphotia (*dis-fo'-she-ah*) [*dys-*; *φῶς*, light]. An error of refraction in which only near objects are seen; nearsightedness.

dysphrasia (*dis-fra'-ze-ah*) [*dys-*; *φράσις*, speech]. Imperfect speech due to impairment of mental power.

dysphrenia (*dis fre'-ne-ah*) [*dys-*; *φρήν*, mind]. Any mental disorder.

dyspinealism (*dis-pin'-e-al-izm*) [*dys-*; *pineal (gland)*]. Impaired function of the pineal gland, and the symptoms resulting therefrom.

dyspituitarism (*dis-pit-ū'-it-ar-izm*). A condition due to disease or destruction of the pituitary body.

dysplasmatic, dysplastic (*dis-plas-mat'-ik, dis-plast'-ik*). See *cacoplastic.*

dyspnea, dyspnœa (*disp-ne'-ah*) [*dys-*; *πνεῖν*, to breathe]. Difficult or labored breathing **d.,**

cardiac, that due to heart disease. **d., renal,** that due to renal disease. **d., Traube's.** See *Traube's dyspnea.*

dyspneic (*disp-ne'-ik*) [*dyspnea*]. Affected with or caused by dyspnea.

dyspragia (*dis-pra'-je-ah*) [*dys-; πράγειν*, to do; to perform]. Difficult or painful performance of any function.

dyspraxia (*dis-praks'-e-ah*) [*dys-; πρᾶξις*, a doing]. Disordered or painful functioning of a part.

dysprosium (*dis-pro'-se-um*). A chemical element, symbol Dy. atomic weight 162.5.

dysproteose (*dis-pro'-te-ōs*). A modified heteroproteose obtained by treating heteroproteose with water.

dysrhythmia (*dis-rith'-me-ah*) [*dys-; rhythm*]. Disordered rhythm.

dysspermasia, dysspermatism (*dis-sperm-a'-se-ah, dis-sperm'-at-izm*). See *bradyspermatism.*

dysspermia (*dis-sper'-me-ah*) [*dys-; σπέρμα*, seed]. An abnormal condition of the semen.

dysstechiasis, dysstœchiasis, dysstichiasis (*dis-stek-i'-as-is, dis-stik-'-as-is*). See *distichiasis.*

dyssynergia (*dis-sin-er'-je-ah*) [*dys-; σύν*, with; *ἐργόν*, work]. Ataxia.

dystasia (*dis-ta'-se-ah*) [*dys-; στάσις*, standing]. Difficulty in standing.

dystaxia (*dis-taks'-e-ah*) [*dys-; τάξις*, regulation; order]. Ataxia or partial ataxia. **d. agitans,** tremor due to irritation of the spinal cord. Syn., *pseudoparalysis agitans.*

dysteleologic (*dis-te-le-o-loj'-ik*) [*dys-; τέλεος*, perfect; *λόγος*, science]. Pertaining to *dysteleology.*

dysteleology (*dis-te-le-ol'-o-je*) [*dys-; τέλεος*, perfect; *λόγος*, science]. The study of rudimentary and useless organs, such as the vermiform appendix.

dysthanasia (*dis-than-a'-se-ah*) [*dys-; θάνατος*, death]. A slow and painful death.

dysthelasia (*dis-thel-a'-se-ah*) [*dys-; θηλάζειν*, to suck]. Difficulty in sucking or in giving suck.

dysthermasia (*dis-ther-ma'-se-ah*) [*dys-; θέρμη*, heat]. Insufficient production of bodily heat.

dysthesia (*dis-the'-se-ah*) [*dys-; θέσις*, an arranging]. 1. Ill condition, especially ill health due to a non-febrile disorder of the blood-vessels. 2. Impatience; fretfulness; ill-temper in the sick.

dysthetic (*dis-thet'-ik*) [*dysthesia*]. Of the nature of a dysthesia; cachectic.

dysthymia (*dis-thim'-e-ah*) [*dys-; θυμός*, mind]. Melancholy or mental perversion. **d. algetica,** mental perversion due to peripheral nerve-irritation. **d. neuralgica,** mental perversion due to facial or other neuralgias.

dysthyreosis (*dis-thi-re-o'-sis*) [*dys-; thyroid*]. Impaired functional activity of the thyroid gland.

dysthyroid, dysthyroidism (*dis-thi'-roid, -izm*). Incomplete development and function of the thyroid gland.

dystithia (*dis-tith'-e-ah*) [*dys-; τιθή*, a nipple]. Difficulty of nursing or inability to nurse at the breast.

dystocia (*dis-to'-se-ah*) [*dys-; τόκος*, birth]. Difficult labor. **d. fetal,** difficult labor due to abnormalities of position or size and shape of the fetus. **d., maternal,** that dystocia the cause of which resides in the mother.

dystonia (*dis-to'-ne-ah*) [*dys-; τόνος*, tone]. Disorder or lack of tonicity.

dystopia (*dis-to'-pe-ah*) [*dys-; τόπος*, place]. Displacement of any organ.

dystrophia (*dis-tro'-fe-ah*). See *dystrophy.* **d. adiposogenitalis,** a form of dystrophy characterized by adiposity, aplasia of the genitals, and hypotrichiasis; it is believed to be due to diminished function of the pituitary body.

dystrophic (*dis-tro'-fik*) [see *dystrophy*]. Pertaining to dystrophy.

dystrophoneurosis (*dis-tro-fo-nū-ro'-sis*) [*dys-; τρόφη*, nourishment; *νεῦρον*, a nerve; *νόσος*, disease]. A disturbance of nutrition caused by abolition or perversion of nervous influence; or a nervous disease caused by ill-nutrition.

dystrophy (*dis'-tro-fe*) [*dys-; τρόφη*, nourishment]. Faulty nutrition.

dystropodextrin (*dis-tro-po-deks'-trin*) [*dys-; τρέπειν*, to turn; *dexter*, right]. A starchy material existing in normal blood, and but slightly soluble.

dystrypsia (*dis-trip'-se-ah*) [*dys-; trypsin*]. Dyspepsia from lack of trypsin. **d., intestinal,** a term proposed as a substitute for intestinal dyspepsia, since trypsin is the most important enzyme in intestinal digestion.

dysulotous (*dis-ū'-lo-tus*) [*dys-; οὐλή*, scar]. Healing with difficulty.

dysuresia, dysuresis (*dis-ū-re'-se-ah, -sis*) [*dys-; οὐρήσις*, micturition]. Any disease of the urinary apparatus.

dysuria (*dis-ū'-re-ah*) [*dys-; οὖρον*, urine]. Difficult or painful urination.

dysuriac (*dis-ū'-re-ak*). A person affected with dysuria.

dysuric (*dis-ū'-rik*) [*dysuria*]. Affected with or relating to dysuria.

dyszoöamylia (*dis-zo-o-am-il'-e-ah*) [*dys-; zoöamylon*]. Imperfect transformation of dextrose into glycogen (zoöamylon)

E. Abbreviation of *eye*, of *emmetropia*, and of *electromotive force*. Chemical symbol of *erbium*. Symbol of electron.

e. A prefix denoting without, from, etc.

Eales' disease (*ēlz*). A condition characterized by repeated hemorrhages into the retina and vitreous.

ear (*ēr*) [ME., *ere*]. The organ of hearing, consisting of the external ear, the middle ear or tympanum, and the internal ear or labyrinth. The *outer ear* is made up of an expanded portion, the *pinna*, and the external auditory canal. The *middle ear* consists of the tympanum, with the ear-ossicles, the Eustachian tube, and the mastoid cells The *tympanum* is lined by mucous membrane, and communicates with the pharynx by means of the *Eustachian tube*. It is divided into three parts—the *atrium*, the *attic*, and the *antrum*. Its outer end is closed by the *tympanic membrane*, from which sound is conducted along the *ear-ossicles* (the *malleus*, *incus*, and *stapes*) to the *fenestra ovalis*, which communicates with the vestibule of the internal ear. By means of the *fenestra rotunda*, which is closed by the entotympanic membrane, it communicates with the cochlea of the internal ear. The *mastoid cells*, which are also part of the tympanum, are air-spaces in the mastoid process of the temporal bone. The *internal ear* consists of the bony and membranous labyrinths, which are separated from each other by a space containing the *perilymph*. Each labyrinth consists of three parts: the vestibule, the semicircular canals, and the cochlea. The *bony vestibule* communicates with the tympanum by the fenestra ovalis, closed by the base of the stapes, and also with the other parts of the internal ear. The *semi-circular canals* are three in number—the superior, the posterior, and the inferior. The *cochlea*, so named from its resemblance to a snail-shell, is a cylindrical tube that winds around a central axis, the modiolus, which transmits the cochlear nerves and blood-vessels. The *cochlear canal* is divided by the spiral lamina into the *scala vestibuli*, communicating with the vestibule, and the *scala tympani*, communicating with the fenestra rotunda of the tympanum. The *membranous labyrinth* is made up of parts corresponding to the bony labyrinth. The *vestibule* consists of two small sacs, the *utricle* and the *saccule*, which communicate through the vestibular aqueduct, and are lined by an epithelium, the *maculæ acusticæ*, which in places is largely specialized and receives the terminations of the vestibular nerve. The *membranous cochlea*, or *cochlear duct*, contains the acoustic organ of the cochlea, or *organ of Corti*, which consists of a series of epithelial arches formed by the interlocking of the ends of the *pillars* or *rods of Corti*. Upon the inner rods of Corti are the inner acoustic hair-cells; in relation with the outer rods are the outer hair-cells. The organ of Corti is covered by the *membrana tectoria*, or Corti's membrane. **e.-ache.** See *otalgia*. **e., Blainville's.** See *Blainville's ear*. **e.-bones**, the auditory ossicles. **e.-cough**, a reflex cough due to irritation of the ear. **e. Darwin's.** See *Darwin's ear*. **e.-drum**, the tympanum. **e. dust**, otoconia or otoliths, *q. v.* **e.-mold**, otomycosis. **e., Morel's.** See *Morel's ear* **e.-trumpet**, an instrument to aid the hearing. **e.-wax.** See *cerumen*.

earth (*erth*) [ME., *erthe*]. A name given to various metallic oxides or silicates not soluble in water and not affected by great heat. **e.s, alkaline**, the oxides and hydrates of calcium, magnesium, strontium, barium, and other metals of the same group. **e.-bath**, application of hot earth or sand to the body of a patient. **e. eating**, geophagism, *q. v.* **e., fuller's**, a clay used as an absorbent to irritated surfaces.

earthy phosphate. See *phosphate, earthy*.

Eastes' test for sugar. Place 60 Cc of filtered urine in a beaker of 100 Cc. capacity, add 1 Gm. of sodium acetate and a little less of phenylhydrazin hydrochloride; stir with a glass rod, which is to remain in the beaker. Evaporate on a water-bath to 10 or 15 Cc., scraping the sediment from the sides on the beaker, if it collects there; cool, and examine under the microscope. If there is 1 part to 1000 of sugar in the urine, osazone crystals will be found.

Easton's syrup (*ēs-ton*) [John Alexander *Easton*, English physician, 1807–1865]. A syrup of the phosphates of quinine, iron, and strychnine.

eat (*ēt*). 1. To masticate and swallow food. 2. To corrode.

eau (*o*) [Fr.]. Water. **e. de Cologne**, Cologne water. **e. de Javelle**, solution of potassium hypochlorite. **e. de vie**, brandy; alcoholic spirit.

ebaga (*eb'-ag-ah*). A combination of alkalies, with stearic and palmitic acids and a mineral oil; used in dermatology.

Ebbinghaus test (*eb'-ing-howz*). The patient is asked to supply missing words in incomplete sentences; test for mentality.

Eberth's bacillus (*a'-bairt*) [Carl Joseph *Eberth*, German physician, 1835–1926]. *Bacillus typhi abdominalis*. See *bacilli, table of*. **E.'s lines**, dark broken lines seen to separate the cardiac muscular cells on staining with silver nitrate. Syn., *lineæ scalariformes*.

Ebner's germ reticulum (*eb'-ner*) [Victor von *Ebner*, Austrian histologist, 1842–]. A fine, nucleated reticulum existing between the inner cells of the seminiferous tubules. **E.'s glands**, the acinous glands situated in the region of the circumvallate papillæ of the tongue.

ebonation (*e-bo-na'-shun*) [*e*, away from; *bone*]. The removal of splinters of bone after injury.

ebonite (*eb'on-īt*) [*ebon*, ebony]. Black hard rubber. See *vulcanite*.

ebracteate (*e-brak'-te-āt*) [*e*, priv.; *bractea*, a thin plate]. In biology, destitute of bracts.

ebriecation (*e-bri-e-ka'-shun*) [*ebrietas*, drunkenness]. Mental disorder due to the use of alcoholic stimulants.

ebrietas (*e-brī'-et-as*) [L.]. Synonym of *alcoholism*.

ebriety, ebriosity (*e-brī'-et-e, e-bre-os'-et-e*). Synonym of *alcoholism*.

Ebstein's lesion (*eb'-stīn*) [Wilhelm *Ebstein*, German physician, 1836–1912]. Hyaline degeneration and insular necrosis of the epithelial cells of the renal tubules in diabetes.

ebullition (*eb-ul-lish'-un*) [*ebullire*, to boil]. Boiling.

ebur (*e'-bur*) [L.]. Ivory. **e. dentis**, dentine, *q. v.*

eburnated (*e-bur'-na-ted*) [*ebur*, ivory]. A term applied to dentine the tubules of which have been obliterated by a calcareous deposit.

eburnation (*e-bur-na'-shun*) [*ebur*, ivory]. 1. An increase in the density of bone following inflammation. 2. Ossification of a cartilage; calcareous infiltration of a tumor.

eburneous (*e-bur'-ne-us*) [*ebur*, ivory]. In biology, ivory-white.

écarteur (*a-kar-ter'*) [Fr *écarter*, to separate]. A retractor.

ecaudate (*e-kaw'-dāt*) [*e.* priv.; *cauda.*, a tail]. Tailless; without a tail-like appendage. See *acaudal*.

Ecballium (*ek-bal'-e-um*). See *elaterium*

ecblepharos (*ek-blef'-ar-os*) [ἐκ, out; βλέφαρον, eyelid]. An ancient form of artificial eye.

ecbloma (*ek-blo'-mah*) [ἐκ, out; βάλλειν, to cast]. An abortion; an aborted fetus.

ecbolic (*ek-bol'-ik*) [ἐκβολή, a throwing out]. 1. Producing abortion of accelerating labor. 2. Any agent producing this effect.

ecboline (*ek'-bol-ēn*) [ἐκ, out; βάλλειν, to throw]. An alkaloid said to be one of the active principles of ergot. Little is known about it.

ecbolium (*ek-bo'-le-um*) [ἐκ, out; βάλλειν, to throw. *pl.*, *ecbolia*]. Any abortifacient drug

eccentric (*ek-sen'-trik*) [ἐκ, out, κέντρον, center]. 1. Situated away from the center. 2. Odd or peculiar in behavior, but free from insanity. **e. amputation.** See *amputation*. **e. convulsion**, one due to peripheral irritation. **e. hypertrophy**, hypertrophy of a hollow organ, as the heart, with dilation.

eccentricity (*ek-sen-tris'-it-e*) [ἐκ, out; κέντρον, center]. 1. Oddness or peculiarity of behavior without true insanity. 2. A peculiarity.

eccentropiesis (*ek-sen-tro-pi-e'-sis*) [*eccentris*; πίεσις, a pressing]. Pressure from within outward; a method proposed for the treatment of anal fistula.

eccephalosis (*ek-sef-al-o'-sis*) [ἐκ, out of; κεφαλή, the head]. Synonym of *cephalotomy* or *excerebration*.

ecchondroma (*ek-on-dro'-mah*) [ἐκ, out; χόνδρος, cartilage; ὄμα, tumor: *pl.*, *ecchondromata*]. A cartilaginous tumor; a chondroma.

ecchondrosis (*ek-on-dro'-sis*) [*ecchondroma*; pl., *ecchondroses*] A cartilaginous outgrowth.

ecchondrotome (*ek-kon'-dro-tōm*) [ἐκ, out; χόνδρος, cartilage; τομή, cutting]. An instrument for the surgical removal of cartilaginous growths

ecchymoma (*ek-e-mo'-mah*) [ἐκ, out; χυμός, juice; ὄμα, tumor: *pl.*, *ecchymomata*]. A tumor-like swelling composed of extravasated blood.

ecchymosis (*ek-e-mo'-sis*) [ἐκ, out; χυμός, juice]. An extravasation of blood into the subcutaneous tissues. It is marked by a purple discoloration of the skin, the color gradually changing to brown, green, and yellow.

ecchymotic (*ek-e-mot'-ik*) [*ecchymosis*]. Relating to or resembling an ecchymosis.

ecchysis (*ek'-kis-is*) [ἔκχυσις, a pouring out]. Any skin-disease characterized by effusion into the dermal tissue.

ecclasis (*ek-la'-sis*) [ἐκκλᾶν, to break in pieces]. A breaking away, as of a small piece of bone from a larger piece.

ecclisis (*ek-lī'-sis*) [ἐκκλίνειν, to turn aside]. 1. Dislocation. 2. Displacement of fractured bones. 3. In biology; repulsion, antipathy.

ecclysis (*ek-lī'-sis*) [ἐκκλύζειν, to wash out]. A washing out by injections.

eccope (*ek'-o-pe*) [ἐκκοπή, a cutting out]. Excision of a part, or the vertical division of the cranium by a saw or other means.

eccoprosis (*ek-o-pro'-sis*) [ἐκ, out; κόπρος, feces]. Gentle purgation, defecation.

eccoprotic (*ek-o-prot'-ik*) [see *eccoprosis*]. 1. Gently purgative 2. Any aperient remedy, a purgative.

eccorthatic (*ek-or-that'-ik*) [ἐκ, out. κόρθυς, a heap]. Producing copious fecal discharge.

eccrinology (*ek-rin-ol'-o-je*) [ἐκρίνειν, to secrete; λόγος, science]. The science of secretion, including its physics, physiology, and pathology.

eccrisiology, eccrisionomy (*ek-kris-e-ol'-o-je, -on'-om-e*). See *eccrinology*

eccrisis (*ek'-ris-is*), [ἐκκρίνειν to expel]. The expulsion of waste or morbid products; excretion.

eccritic (*ek-rit'-ik*) [ἐκκριτικός, secretive]. 1. A medicine promoting excretion. 2. Promoting excretion.

eccyesis (*ek-si-e'-sis*) [ἐκ. out; κίησις, pregnancy] Extra-uterine gestation.

eccyliosis (*ek-si-le-o'-sis*) [ἐκ, out; κυλίνδειν, to roll]. Any disorder of development

ecdemic (*ek-dem'-ik*) [ἐκδήμος, away from home]. Applied to diseases originating in a distant locality; not endemic.

ecdemiomania, ecdemomania (*ek-de-me-o-ma'-ne-ah, ek-de-mo-ma'-ne-ah*) [ἐκδήμος, away from home; μανία, madness]. Insanity marked by a desire for wandering.

ecdemionosus (*ek-de-me-on'-o-sus*) [ἐκδημέειν, to wander; νόσος, disease]. Ecdemiomania.

ecderon (*ek'-der on*) [ἐκ, out; δέρος, skin] 1. That layer of skin or mucous membrane that lies outside of the enderon. 2 The outermost or epithelial layer of skin or mucous membrane.

ecderonic (*ek-der-on'-ik*) [ἐκ, out; δέρος, skin]. Belonging to or of the nature of the ecderon.

ecdysis (*ek'-dis-is*) [ἐκδύειν to cast off] Sloughing or casting off of the skin; desquamation.

ecgonine (*ek'-go-nēn*). An alkaloid produced in the decomposition of cocaine by HCl.

echafolta (*ek af-ol'-tah*). A proprietary antiseptic and alterative; said to be a purified echinacea.

echidnase (*ek-id'-nās*) [ἔχιδνα, viper]. A phlogogenic principle found in snake-venom.

echidnin (*e-kid'-nin*) [ἔχιδνα, viper]. 1. Serpent-poison; the poison or venom of the viper and other similar serpents. 2. A nitrogenous and venomous principle found in the poison-secretion of various serpents

echidnotoxin (*ek-id-no-toks'-in*). A principle of snake-venom having a general action and a powerful effect on the nervous system.

Echinacea (*ek-in-a'-se-ah*) [ἐχῖνος, a hedgehog]. A genus of coarse composite plants of N. America. **E. angustifolia.** Black Sampson. The root of a perennial herb growing in the U. S. It is claimed that it possesses marked alterative value in strumous and syphilitic conditions. Dose of the fluidextract ♏ xv–xxx

echinate (*ek'-in-āt*) [*echinatus*, prickly, from *echinus*, a hedgehog]. Beset with prickles

echinococcosis (*ek-in-o-kok-o'-sis*). Infection with echinococci

echinococcotomy (*ek-in-o-kok-ot'-o-me*) [*echinococcus*; *τέμνειν*, to cut]. The Posadas-Bobrow operation, consisting in the evacuation of echinococcus-cysts and closure of the cavity by suture.

echinococcus (*ek-in-o-kok'-us*) [*ἐχῖνος*, a hedgehog; *κόκκος*, a berry]. 1. The scolex or larval stage of the *Tænia echinococcus*. 2. Hydatid. **e.-cyst.** See *cyst, echinococcus*.

echinodermatous, echinodermous (*ek-in-o-der'-mat-us, -mus*). Having a spiny surface.

echinol (*ek'-in-ol*). A proprietary alterative containing echinacea.

Echinops (*ek'-in-ops*) [*ἐχῖνος*, a hedgehog; *ὤψ*, appearance]. A genus of composite plants. *E. sphærocephalus*, a European species, is laxative and diuretic, and contains an alkaloid, *echinopsine*, similar in action to brucine and strychnine.

Echinorhyncus (*e-ki-no-rin'-kus*) [*ἐχῖνος*, hedgehog; *ῥυγχος*, beak]. A worm parasitic within certain animals and occasionally found in man. **E. gigas** is the best-known species. **E. hominis** is smaller, and is perhaps an immature form of the other.

echinulate (*e-kin'-ū-lāt*) [*echinulus*, dim. of *echinus*, a hedgehog]. 1. Beset with prickles of small size. 2 Bacterial cultures showing spinous projections.

echitamine (*ek-it'-am-ēn*). See *ditaine*.

echitenine (*e-kit'-en-ēn*), $C_{20}H_{17}NO_4$. An amorphous, brown alkaloid of *Dita*, soluble in alcohol and water.

echitone (*ek'-it-ōn*). Trade name of a compound of echinacea, iris, and viola, said to be useful in eczema.

echma (*ek'-mah*) [*ἔχμα*, a stoppage: *pl.*, *echmata*]. A stoppage or obstruction.

echmasis (*ek'-mas-is*) [*ἐχμάζειν*, to hinder; *pl.*, *echmases*]. An obstruction or an obstructive disease

echmatic (*ek-mat'-ik*) [*ἐχμάζειν*, to hinder]. Due to or marked by an echmasis or an echma.

echo (*ek'-o*) [*ἠχώ*, a sound]. A reverberated sound. **e., amphoric,** a vocal resonance in which the transmitted voice sounds as if it were speaking into a narrow-necked bottle. **e.-sign,** a symptom of epilepsy and other brain-conditions in which there is a repetition of the closing word or words of a sentence It is regarded as the result of perverted will, or impaired or defective inhibition. **e.-speech,** a peculiar method of utterance in one type of hypnotism; echolalia

echoacousia (*ek-o-ah-koo'-se-ah*) [*echo*; *ἀκουσία* hearing]. The subjective sensation of hearing echoes after sounds heard normally.

echographia (*ek-o-graf'-e-ah*) [*echo*; *γράφειν*, to write]. A form of aphasia in which questions submitted to the patient are copied without ability to comprehend the inquiry; also, in writing, the last word or letter is repeated.

echokinesia, echokinesis (*ek-o-kin-e'-se-ah, -e'-sis*) [*ἠχώ*, echo; *κίνησις*, motion]. Imitative unwilled action, like that observed in palmus or latah. See *palmus* and *habit-spasm*.

echolalia (*ek-o-la'-le-ah*) [*echo*; *λαλιά*, babble]. A meaningless repetition, by a person, of words spoken to him by others.

echolalus (*ek-o-la'-lus*) [see *echolalia*]. A hypnotized person who repeats words heard without comprehension of their meaning.

echomatism (*ek-om'-at-izm*) [*echo*; *μάτλζειν*, to strive to do]. The opposite of automatism. The mimicking condition produced in hypnotics when the hand is pressed on the vertex of the head.

echometer (*ek-om'-et-er*) [*ἠχώ*, sound; *μέτρον*, a measure] A stethoscope.

echomimia (*ek-o-mim'-e-ah*) [*echo*; *μιμήσις*, imitation]. Echopathy.

echomotism (*ek-o-mo'-tizm*) [*echo*; *motio*, motion]. Mimicking of movements.

echopathy (*ek-op'-ath-e*) [*ἠχώ*, echo; *πάθος*, disease]. Any automatic and purposeless repetition of a word or sound heard or of an act seen.

echophony (*ek-of'-o-ne*) [*echo*; *φώνη*, voice] An echo of a vocal sound in auscultation of the chest.

echophotony (*ek-o-fot'-o-ne*) [*echo*; *φῶς*, light; *τόνος*, one]. The production of the sensation of color by the stimulus of aerial waves, or sound. See *phonism, photism*.

echophrasia (*ek-o-fra'-ze-ah*) [*echo*; *φράσις*, speech]. Same as *echolalia*.

echopraxis (*ek-o-praks'-is*) [*echo*; *πρᾶξις*, a doing]. The needless continuance, by an insane patient, of some maneuver initiated by the physician in the course of examining the patient.

echos (*e'-kos*) [*echo*]. Any subjective sensation, as of a sound that has no objective cause.

echoscope (*ek'-o-skōp*) [*echo*; *σκοπεῖν*, to examine]. A stethoscope.

echoscopia (*ek-o-sko'-pe-ah*) [*echo*; *σκοπεῖν*, to view]. Auscultation.

echo-speech (*ek'-o-spēch*). Same as *echolalia*.

echuja (*ek'-ū-jah*). An African apocynaceous plant, *Adenium bæhmianum*; extremely toxic.

echujin, echugin (*ek'-ū-jin*). A poisonous glucoside from the plant called *echuja*; it has much the same effects as strophanthin.

eciomania (*ek-e-o-ma'-ne-ah*) See *oikiomania*.

Eck fistula (*ek*) [Nikolai Vladimirovich *Eck*], Russian physiologist, 1847–]. An artificially made communication between the portal vein and the vena cava inferior.

Ecker's corpuscles [Alexander *Ecker*, German anatomist, 1816–1887]. Hassall's bodies, *q. v.* **E.'s gyrus.** The gyrus descendens, the most posterior of the occipital convolutions **E.'s sulcus,** the anterior or transverse occipital sulcus, usually joined to the horizontal part of the interparietal sulcus.

ecklisis See *ecclisis*.

eclabium (*ek-la'-be-um*) [*ἐκ*, out; *labium*, a lip]. An eversion of the lip.

eclampsia (*ek-lamp'-se-ah*) [*ἐκλάμπειν*, to shine or burst forth]. 1. A convulsive or epileptiform seizure occurring in women during pregnancy, labor, or the puerperium. 2. Any convulsive or epileptiform seizure, especially one in which consciousness is not lost. **e., cerebral,** a form in which the irritation is presumed to originate in the brain, as distinguished from uterine eclampsia. **e., infantile,** a reflex convulsion of childhood. **e. nutans,** an affection characterized by paroxysms, in which the head and upper part of the body are bowed forward several times in succession; the attacks are accompanied by disordered consciousness. Syn., *nodding spasm; salaam convulsion*. **e., puerperal,** a convulsion occurring toward the close of pregnancy or during or after labor, believed to be caused by the irritation of the vasomotor centers by retained excrementitious substances. **e. tardissima,** that occurring several days or as long as eight weeks after parturition.

eclampsism (*ek-lamp'-sizm*) [*eclampsia*]. **Bar's** name for eclampsia without convulsions.

eclamptic (*ek-lamp'-tik*) [*eclampsia*]. Relating to, or affected with, or of the nature of, eclampsia.

eclamptism (*ek-lamp'-tizm*). The morbid condition produced by the retention of various toxic principles and autointoxication, all dependent upon the state of pregnancy; it is prone to result in convulsions, but may show only prodromes, such as headache, impairment of vision, etc.

eclectic (*ek-lek'-tik*) [ἐκλεγεῖν, to select] Pertaining to a choosing or selection. Applied by a certain school of physicians to themselves, to denote their principle or plan of selecting or choosing that which they consider good from all other schools.

eclecticism (*ek-lek'-tis-izm*) [ἐκλεγεῖν, to select]. The doctrine and practice of the eclectics.

eclegm, eclegma, ecleigma, ecleigma (*ek'-lem, ek-leg'-mah, ek-līg'-mah*) [ἐκ, out; λείχειν, to lick; *pl., eclegmata*] An electuary.

eclimia (*ek-lim'-e-ah*). Same as *bulimia*.

eclipsis (*ek-lip'-sis*) [ἔκλειψις, a dying out]. A sudden failure; trance, catalepsy; a sudden and transient loss or impairment of consciousness.

eclysis (*ek'-lis-is*) [ἔκλυσις, a release; a loosening]. Any loosening, as of the bowels. Also a slight amount of, or merely a tendency to, syncope. It is present in anemia of the brain.

ecmetropia (*ek-me-tro'-pe-ah*). See *ametropia*

ecmnesia (*ek-ne'-ze-ah*) [ἐκ, out; μνῆσις, remembrance]. A gap in memory; amnesia in which there is a normal memory to a certain date and loss of memory for a period after it.

ecnea (*ek-ne'-ah*) [ἐκ, out; νοῦς, mind]. Insanity.

ecoid (*e'-koid*) [οἶκος, house] A blood-shadow; the colorless stroma or framework of red corpuscles of the blood that have been deprived of their hemoglobin; a shadow-corpuscle.

ecology (*e-kol'-o-je*) [οἶκος, a house, family; λόγος, science]. In biology, the science of vegetable and animal economy and activity as shown by their modes of life, *e. g.*, socialism, parasitism "The terms biology and ecology are not interchangeable, because the latter only forms part of physiology." (Haeckel.)

economy (*e-kon'-o-me*) [οἶκος, house; νόμος, a law] A general name for the human being considered as a whole. **e., animal,** that of an animal organism. **e., medical,** the rules regulating the practice of medicine and surgery

ecophony (*ek-of'-on-e*) [*echo;*) φωνή, sound]. An echo immediately following vocal sounds, heard in acute congestion of the lungs

ecostate (*e-kos'-tāt*) [*e*, priv.; *costa*, a rib]. Without ribs.

écouvillon (*a-koo-ve'-yon*(*g*)) [Fr.]. See *ecouvillonage*.

écouvillonage (*a-koo-ve-yon-ahzh'*) [Fr.]. The operation of cleansing, and carrying medicinal agents to, the inside of the uterus by means of a swab or brush.

ecphlysis (*ek'-flis-is*) [ἐκφλύζειν, to burst out: *pl., ecphlyses*]. Any vesicular eruption.

ecphractic (*ek-frak'-tik*) [ἐκφρακτικός, clearing obstruction]. 1. Removing obstructions. 2. An ecphractic medicine.

ecphronia (*ek-fro'-ne-ah*) [ἐκ, out of; φρήν, mind]. Insanity.

ecphyadectomy (*ek-fi-ad-ek'-to-me*)[ἐκφύας, appendage; ἐκτομή, excision]. Excision of the vermiform appendix.

ecphyaditis (*ek-fi-ad-i'-tis*) [ἐκφύας, appendage; ιτις, inflammation]. Inflammation of the vermiform appendix; appendicitis. This term has also been used to include typhlitis, perityphlitis, etc.

ecphyas (*ek'-fi-as*) [ἐκφύας, an offshoot]. The vermiform appendix.

ecphyma (*ek-fi'-mah*) [ἐκ, out; φύεσθαι, to grow]. An excrescence on the skin. **e. globulus,** a contagious disease of Ireland marked by the formation, on the skin, of tubercles which soften and form raspberry-like tumors.

ecphysesis (*ek-fis-e'-sis*) [ἐκ, out; φυσαειν, to blow]. Rapid breathing.

ecptoma (*ek-to'-mah*) [ἐκ, out; πίπτειν, to fall: *pl., ecptomata*]. Any falling of a part or organ

ecpyesis (*ek-pi-e'-sis*) [ἐκ, out; πυεῖν, to suppurate; *pl., ekpyeses*]. 1. Any suppuration or abscess. 2. Any pustular skin-disease.

ecpyetic (*ek-pi-et'-ik*) [ἐκ, out; πυεῖν, to suppurate]. Promoting suppuration.

écrasement (*ā-krahz-mon*(*g*)) [F., "a crushing"] The removal of a part by means of an écraseur.

écraseur (*a-krah-zer*) [see *écrasement*] An instrument consisting of a chain or wire loop which is placed about a projecting part, and, by being tightened, gradually cuts through the tissues. **e., galvanic,** one constructed so that the wire loop can be heated to redness while in use, by the passage through it of an electric current.

ecrodactylia (*ek-ro-dak-til'-e-ah*) [ἔκροος, escape; δάκτυλος, digit]. Same as *ainhum*.

ecsomatic (*ek-so-mat'-ik*) [ἐκ, out; σῶμα, body]. Relating to ecsomatics or to material removed from the body, as pus, urine, etc.

ecsomatics (*ek-so-mat'-iks*). That department of medicine included in clinical laboratory methods; so called because all the material dealt with is removed from the body and examined elsewhere.

ecsomatist (*ek-so'-mat-ist*). An individual who is versed in clinical laboratory methods.

ecstaltic (*ek-stal'-tik*) [ἐκ, out; στέλλειν, to send]. Sent out from a nerve-center; applied specially to nerve-impulses originating from the spinal cord.

ecstasis (*ek-sta'-sis*). See *ecstasy*.

ecstasy (*eks'-ta-se*) [ἔκστασις, a trance]. A derangement of the nervous system characterized by an exalted visionary state, absence of volition, insensibility to surroundings, a radiant expression, and immobility in statuesque positions.

ecstrophy (*ek'-stro-fe*). See *exstrophy*

ectacolia, ectacoly (*ek-ta-ko'-le-ah, ek'-ta-ko-le*) [ἐκτακός, capable of stretching; κόλον, the colon]. Congenital dilation of a more or less extensive section of the colon.

ectad (*ek'-tad*) [ἐκτός, external; *ad*, to]. On or toward the ectal part.

ectal (*ek'-tal*) [*see ectad*]. At some surface or aspect farther from a supposed center than that with which a given object is compared; external; superficial.

ectasia, ectasis (*ek-ta'-ze-ah, ek'-ta-sis*) [ἔκτασις, extension]. Distention; dilatation. **e. ventriculi,** dilatation of the stomach.

ectasin (*ek'-ta-sin*) [see *ectasia*]. A substance isolated from tuberculin, which causes dilatation of the vessels.

ectatic (*ek-tat'-ik*) [see *ectasia*]. Distended; dilated.

ectental (*ek-ten'-tal*) [ἐκτός, outward; ἐντός, inward]. Pertaining to the line of union between the ectoderm and the entoderm. **e. line,** the line of junction of the ectoderm and entoderm.

ectethmoid (*ek-teth'-moid*) [*ecto-; ethmoid*]. Either one of the lateral cellular masses of the ethmoid bone.

ecthol (*ek'-thol*). A proprietary remedy said to contain the active principles of *Echsnacea angustifolia* and *Thuja occidentalis;* it is antipu-

rulent and antimorbific. Dose 1 dr. (4 Gm.) 3 times daily.

ecthyma (*ek-thi'-mah*) [ἔκθυμα, a pustule]. An inflammatory skin disease attended with an eruption of large, flat, superficial pustules. They vary in size from a ten-cent to a twenty-five-cent piece, and are surrounded by a distinct inflammatory areola. The eruption appears, as a rule, on the legs and thighs where the hairs are thick; it occurs in crops, and may persist for an indefinite period. **e. gangrænosum, e., gangrenous,** a form marked by brown discolorations of the skin, usually surrounded by a halo; the center of these efflorescences rapidly becomes necrotic. It is due to *bacillus pyocyaneus*. **e., syphilitic.** See *rupia*.

ecthymiform (*ek-thi'-mif-orm*) [ἔκθυμα, a pustule; *orma*, form]. Resembling ecthyma.

ecthyreosis, ekthyrosis (*ek-thi-re-o'-sis, ek-thi-ro'-sis*). See *athyreosis*.

ectillotic (*ek-til-ot'-ik*) [ἐκ, out; τίλλειν, to pluck]. Depilatory; causing the hairs to fall; removing corns from the feet.

ectiris (*ek-ti'-ris*) [*ecto-; iris*]. That part of Descemet's membrane lying in front of the iris.

ecto- (*ek-to-*) [ἐκτός, without]. A prefix signifying without, upon the outer side.

ecto-antigen (*ek-to-an'-te-jen*). An antigen which seems to be so loosely attached to bacteria that it can be easily separated from them.

ectobatic (*ek-to-bat'-ik*) [*ecto-;* βαίνειν, to go]. Efferent; centrifugal; moving ectad or distad.

ectoblast (*ek'-to-blast*) [*ecto-;* βλαστός, a bud]. The outside membrane of a cell.

ectocardia (*ek-to-kar'-de-ah*) [*ecto-;* καρδία, the heart]. An abnormal position of the heart. **e. abdominalis,** a malformation in which the heart is wholly within the abdomen or within a sac in the precordia. **e. cephalica, e. cervicalis,** a form in which the heart is at the base of the neck. **e. extrathoracica,** that in which the heart is external to the thoracic cavity. **e. intrathoracica,** that in which the heart is inside the thorax. **e. pectoralis,** that in which the heart lies in front of the chest.

ectocentral (*ek-to-sen'-tral*) [*ecto-; central*]. Near to the center and to the external surface.

ectochoroidea (*ek-to-ko-roid'-e-ah*). The outer layer of the choroid.

ectocinerea (*ek-to-sin-e'-re-ah*) [*ecto-; cinereus*, ashy]. The gray substance of the cortex of the brain. Cf. *entocinerea*.

ectocnemial (*ek-to-ne'-me-al*) [*ecto-;* κνήμη, the leg]. Located on the external aspect of the fibula.

ectocolostomy (*ek-to-ko-los'-to-me*) [*ecto-; colostomy*]. A surgical operation upon the colon to establish an external opening.

ectocondylar, ectocondyloid (*ek-to-kon'-dil-ar, -oid*). Relating to an ectocondyle.

ectocondyle (*ek-to-kon'-dil*) [*ecto-; condyle*]. An external condyle.

ectocornea (*ek-to-kor'-ne-ah*) [*ecto-; cornea*]. The corneal conjunctiva.

ectocranial (*ek-to-kra'-ne-al*) [*ecto-; cranium*]. Pertaining to the outside of the skull.

ectocuneiform (*ek-to-kū-ne'-e-form*) [*ecto-; cuneiform*]. 1. Relating to the outer cuneiform bone of the foot. 2. The outer cuneiform bone.

ectoderm (*ek'-to-derm*) [*ectō-; δέρμα*, skin]. The epiblast. *q. v.*

ectodermal, ectodermic (*ek-to-der'-mal, -mik*) [see *ectoderm*]. Relating to the ectoderm; applied to structures derived from the upper epithelial layers of the derma, as hair, chitin, enamel, etc.

ectoentad (*ek-to-en-tad*) [*ecto-;* ἐντός, within; *ad*, to]. From without inward.

ecto-enzyme (*ek-to-en'-zīm*). An extra-cellular enzyme, one which is excreted into the surrounding medium or tissue.

ectogastrocnemius (*ek-to-gas-trok-ne'-me-us*). The gastrocnemius externus. See *muscles, table of*.

ectogenous (*ek-toj'-en-us*) [*ecto-;* γεννᾶν, to produce]. Capable of growth outside of the body; applied especially to bacteria and other parasites.

ectoglobular (*ek-to-glob'-ū-lar*). Formed outside the blood-globules.

ectogluteus (*ek-to-gloo-te'-us*). The external gluteus muscle, or gluteus maximus. See *muscles, table of*

ectogony (*ek-tog'-on-e*). The influence of the developing zygote on the mother.

ectokelostomy (*ek-to-kel-os'-to-me*) [*ecto-;* κήλη, hernia, στόμα, a mouth]. Vitrac's operation, by which the sac of an infected inguinal hernia is kept open with drainage, the whole being displaced through a counteropening in the abdominal wall, the hernia being then cured radically.

ectolecithal (*ek-to-les'-ith-al*) [*ecto-;* λέκιθος, yolk]. In embryology, applied to such eggs as have the formation-yolk enclosed in a superficial layer of food-yolk.

ectoloph (*ek'-to-lof*) [*ecto-;* λοφος, ridge]. The external ridge of the upper molar teeth of the horse.

ectomarginal (*ek-to-mar'-jin-al*). Situated on the external aspect and near the margin.

ectomere (*ek'-to-mēr*) [*ecto-;* μέρος, a share]. Any one of the cells of the ovum that are destined to take part in forming the ectoderm

ectomia (*ek-to'-me-ah*) [ἐκ, out; τέμνειν, to cut]. Excision, amputation

-ectomy (ἐκ, out; τέμνειν, to cut]. A suffix meaning a cutting out.

ectopagia (*ek-to-pa'-je-ah*) [*ecto-;* πάγος, a fixture]. Being ectopagous; an ectopagous monstrosity.

ectopagous (*ek-top'-ag-us*) [*ecto-;* πάγος, a fixture]. Of the nature of or pertaining to an ectopagus.

ectopagus (*ek-top'-ag-us*) [*ecto-;* παγείς, united]. A twin monstrosity united laterally the full extent of the thorax.

ectoparasite (*ek-to-par'-as-īt*) [*ecto-; parasite*]. A parasite that lives on the exterior of its host.

ectoparasitic (*ek-to-par-as-it'-ik*) [*ectoparasite*]. Of the nature of or pertaining to an ectoparasite.

ectopectoral (*ek-to-pek'-tor-al*). The outer of the two pectoral muscles; the pectoralis major.

ectopectoralis (*ek-to-pek-to-ra'-lis*) [*ecto-; pectoralis*]. The pectoralis major muscle.

ectoperitonitis (*ek-to-per-it-on-i'-tis*) [*ecto-; peritonitis*]. Inflammation of the attached side of the peritoneum.

ectophyte (*ek'-to-fīt*) [*ecto-,* φυτόν, a plant]. An external parasitic plant-growth; a vegetable parasite on the skin.

ectophytic (*ek-to-fit'-ik*) [*ecto-;* φυτόν, a plant]. Of the nature of or pertaining to an ectophyte.

ectopia (*ek-tō'-pe-ah*) [ἔκτοπος, displaced]. An abnormality of position, usually congenital. **e. ani,** prolapse of the anus. **e. bulbi.** See *e. oculi*. **e. cordis.** See *ectocardia*. **e. lentis,** dislocation or congenital malposition of the crystalline lens. **e. oculi,** abnormal position of the eyeball in the orbit. **e. pupillæ.** See *corectopia*. **e. renis,** floating kidney. **e. testis,** abnormal position of the testicle. **e. vesicæ,** protrusion of the bladder through the wall of the abdomen.

ectopic (*ek-top'-ik*) [*ectopia*]. In an abnormal position. **e. gestation,** extrauterine gestation.

ectoplasm (*ek'-to-plazm*) [*ecto-*; *πλάσσειν*, to form] The outer, hyaline, more compact layer of protoplasm of a cell or unicellular organism.

ectoplasmatic (*ek-to-plaz-mat'-ik*) See *ectoplastic*

ectoplastic (*ek-to-plas'-tik*). Relating to ectoplasm, applied to cells in which the ectoplasm is undergoing changes.

ectopocystic (*ek-to-po-sist'-ik*). Relating to ectopocystis

ectopocystis (*ek-to-po-sist'-is*) [*ectopia*; *κύστις*, the bladder] Displacement of the bladder

ectopotomy (*ek-to-pot'-o-me*) [*ectopia*; *τέμνειν*, to cut] Laparotomy for the removal of the contents of an extrauterine gestation-sac

ectopterygoid (*ek-to ter'-e-goyd*) [*ecto-*; *pterygoid*]. The external pterygoid muscle

ectopy (*ek'-to-pe*). Same as *ectopia*

ectorbital (*ekt orb'-it-al*) Relating to the temporal part of the orbits

ectoretina (*ek-to-ret'-in-ah*) [*ecto-*, *retina*] The external and pigmentary layer of the retina

ectorganism (*ekt-or'-gan-izm*) An organism, external to another Cf *ectoparasite*

ectosac (*ek'-to-sak*) [*ecto-*, *σάκκος*, a sac] The limiting membrane of an ovum

ectosarc (*ek'-to-sark*) [*ecto-*, *σάρξ*, flesh] The outer layer of protozoa See *ectoplasm*

ectoscopy (*ek tos'-ko-pe*) [*ecto-*, *σκόπειν*, to examine] Outlining the lungs by inspection

ectoskeletal (*ek-to-skel'-et-al*) Relating to the exoskeleton, exoskeletal

ectoskeleton (*ek-to-skel'-et-un*). *Exoskeleton q v*

ectosphenoid (*ek-to-sfe'-noyd*) [*ecto-*, *σφήν*, a wedge, *εἰδός*, form] Ectocuneiform.

ectospore (*ek'-to-spōr*). See *exospore*

ectosteal (*ek-tos'-te-al*) [*ecto* , *ὀστέον*, a bone] Relating to, situated or occurring outside of, a bone

ectosteomyces (*ekt-os te-o-mi'-sēz*) [*ecto-*; *ὀστέον*, a bone, *μύκης*, a fungus] A fungous newgrowth from a bone.

ectostosis (*ek-tos-to'-sis*) [*ecto-*, *ὀστέον*, a bone] The growth of bone from without, ossification that begins at the perichondrium, or future periosteum

ectothalamus (*ek-to-thal'-am-us*) [*ecto-* *thalamus*] The external medullary layer of the thalamus

ectothrix (*ek'-to-thriks*) [*ecto-*; *θρίξ*, hair] An organism parasitic upon the hair Cf *trichophyton*

ectotoxemia (*ek-to-toks-e'-me-ah*) Toxemia due to an external cause.

ectotoxin (*ek-to-toks'-in*) Same as *exotoxin*

ectotrochanter (*ek-to-tro-kan'-ter*) [*ecto-*, *trochanter*]. The greater trochanter

ectozoon (*ek-to-zo'-on*) [*ecto-*; *ζῷον*, an animal, *pl* , *ectozoa*] An external animal parasite, an ectoparasite

ectrodactylia, ectrodactylism (*ek-tro-dak-til'-e-ah, ek-tro-dak'-til-izm*) [*ἔκτρωμα*, abortion, *δάκτυλος*, finger] Congenital absence of any of the fingers or toes

ectrogenic (*ek-tro-jen'-ik*) [*ἔκτρωμα*, abortion, *γεννᾶν*, to produce]. Due to some loss of tissue, chiefly congenital

ectrogeny (*ek-troj'-en-e*) [*ἔκτρωμα*, abortion, *γεννᾶν*, to produce] Loss or congenital absence of any part or organ

ectroma (*ek-tro'-mah*) [*ἔκτρωμα*, abortion: *pl.*, *ectromata*] An aborted ovum or fetus

ectromelus (*ek-trom'-el-us*) [*ἔκτρωσις*, abortion; *μέλος*, a limb] A single autositic monster characterized by the presence of imperfectly formed limbs.

ectropia (*ek-tro'-pe-ah*). See *exstrophy* **e., intestinal.** See *adenoma, umbilical*

ectropic (*ek-trop'-ik*) Turned out or everted

ectropion (*ek-tro'-pe-on*) [*ἐκ*, out, *τρέπειν*, to turn] Eversion of a part, especially of an eyelid

ectropionization (*ek-tro-pe-on-iz-a'-shun*) Inversion of the upper eyelid and exposure of the conjunctiva to facilitate therapeutic manipulation

ectropionize (*ek-tro'-pe-on-iz*) [*ectropion*]. To produce, by operation, the condition of ectropion

ectropium (*ek-tro'-pe-um*) Same as *ectropion*

ectropodism (*ek-trop'-od-izm*) [*ἔκτρωμα*, abortion, *πούς*, foot] Born without a toe or toes

ectrosis (*ek tro'-sis*) An abortion, or the production of an abortion

ectrotic (*ek trot'-ik*) Tending to cut short, preventing the development of disease, abortive, abortifacient

ectylotic (*ek-til-ot'-ik*) [*ἐκ*, away, *τύλος*, callus] Tending to remove warts or indurations

eczema (*ek'-ze-mah*) [*ἐκζεῖν*, to boil over] Tetter, Salt rheum, Psydracia An acute or chronic, noncontagious, inflammatory disease of the skin, characterized by multiformity of lesions, and the presence in varying degrees, of itching, infiltration, and discharge The skin is reddened, the redness shading off insensibly into the surrounding unaffected parts **e. arthriticum,** a vesicular form occurring about gouty joints **e. erythematosum,** the mildest form of eczema, in which the skin is reddened and slightly swollen **e fissum,** a form affecting the hands and skin over the articulations, and characterized by the formation of deep, painful cracks or fissures **e. hypertrophicum,** a form characterized by permanent hypertrophy of the papillæ of the skin, giving rise to general or limited warty outgrowths **e., lichenoid,** that marked by thickening of the epidermis **e. madidans,** a form characterized by large, raw weeping surfaces studded with red points It follows, *e vesiculosum* Syn , *eczema rubrum* **e marginatum,** the most severe form of ringworm of the body Its seats are the groin, axilla, crotch, and occasionally the popliteal space Its lesion is marked by a well-defined, festooned, raised margin **e. papulosum,** a variety associated with the formation of minute papules of a deep-red color and firm consistence, and accompanied by intense itching **e. pustulosum,** the stage of eczema characterized by the formation of pustules **e. rubrum.** See *e madidans* **e. seborrhoicum.** Synonym of *seborrhea.* **e. solare,** that form due to irritation from the rays of the sun **e. squamosum,** a variety characterized by the formation of adherent scales of shed epithelium **e. sudamen, e. sudorale,** that due to excess of perspiration **e. sycomatosum, e. sycosiforme,** a pustular form occurring on the hairy parts and affecting the hair-follicles **e. tyloticum,** a form occurring on the palmar aspect of the hands and fingers and attended with callosity **e. vesiculosum,** an eczema characterized by the presence of vesicles

eczematization (*ek-ze-mat-i-za'-shun*) A condition of the skin marked by persistent eczema-like lesions, due to continued injury from scratching

eczematoid (*ek-zem'-at-oid*). Resembling an eczema

eczematosis (*ek-zem-at-o'-sis*) [*pl* , *eczematoses*]. Any eczematous skin-disease.

eczematous (*ek-zem'-at-us*) [*eczema*]. Of the nature of or affected with eczema.

eczemine (*ek'-zem-ĕn*). A white, crystalline substance, soluble in water, feebly alkaline in reaction, extracted from the urine in eczema; toxic.

eczemogenous (*ek-zem-oj'-en-us*). Causing eczema.

Eddyism (*ed'-e-izm*). A faith-cure propagated, under the name of Christian Science, by an American woman, Mary Patterson Baker Glover Eddy [1821–1910].

edea, ædœa (*e-de'ah*) [αἰδοῖα, the genitals]. The genital organs, particularly the external genitals.

edeagra, ædœagra (*e-de-a'-grah*) [*edea;* ἄγρα, a seizure]. Pain or gout in the genitalia.

edeatrophia, ædœatrophia (*e-de-at-ro'-fe-ah*) [*edea;* ἀτροφία, a wasting]. Atrophy of the genital organs.

edeauxe, ædœauxe (*e-de-awks'-e*) [*edea;* αὔξη, increase]. Swelling or hypertrophy of the genitals.

Edebohls' operation (*ed'-e-bōlz*) [George Michael *Edebohls*, American surgeon, 1853–1908]. Decapsulation or decortication, of the kidney.

E.'s position, or **posture.** See *Simon's posture.*

edeitis ædœitis (*e-de-i'-tis*) [*edea;* ιτις, inflammation]. Inflammation of the external genitals.

edema, œdema (*e-de'-mah*) [οἰδημα; οἰδεῖν, to swell]. An infiltration of serum in a part.

e., acute. See *œ. calidum.*

e., angioneurotic. See *angioneurotic edema.*

e., blue, edema with cyanosis, seen in hysterical paralysis accompanied with pain.

œ. calidum, that due to a serous exudation.

œ. capitis, a serous effusion into the subcutaneous areolar tissue of the scalp.

œ. cardiaca (of the kidney), the change in the kidneys due to passive congestion in consequence of heart disease.

e., cerebral. See *hydrocephalus.*

e., collateral, the serous infiltration of the tissue encircling an inflamed part

e., compact (of infants), a variety of scleroderma neonatorum in which the skin is edematous. Syn., *scleroderma œdematosa.*

e., cretinoid. See *myxedema.*

e. disease, a disease due to relative deficiency in diet (either in quantity or quality) found among underfed and overworked prisoners of war.

œ. ex vacuo, edema of a part to counteract the tendency to a vacuum caused by atrophy of some neighboring part.

e., febrile purpuric, localized edema accompanying an eruption of purpura urticans about the joints, and rheumatic fever.

œ. frigidum, a chronic swelling, cold to the touch and painless.

œ. fugax, edema due to atmospheric changes occurring in the face, eyelids, and neck of chlorotic patients.

e., glottidial.

e., hunger. Same as *famine dropsy, q. v.* See *laryngeal edema.*

e., infectious. See *e malignant.*

e., inflammatory, a serous infiltration into inflamed tissue.

e., Iwanoff's. See under *Iwanoff.*

e., laryngeal. See *laryngeal edema*

e., malignant, an edematous inflammation that occurs at times after serious injuries, and is characterized by its rapid spread, the speedy destruction of the tissue involved, and the formation of gas. It is due to the bacillus of malignant edema.

e., neuroparalytic, e., neuropathic, that due to paralysis of the vasomotor nerves or to neuroparalytic congestion.

œ. oculi. See *hydrophthalmia.*

œ. œdematodes. See *œ. frigidum.*

e., paroxysmal pulmonary, a rare form of edema of the lungs marked by rapid onset, imminent asphyxia, and copious albuminous expectoration. The attack, lasting from a few minutes to some days, may terminate fatally or the symptoms may disappear.

œ. puerperarum, phlegmasia alba dolens.

e., purulent, a purulent infiltration in which there is a great deal of fluid.

e., retinal, the development of irregular spaces filled with transparent fluid at the periphery of the retina occurring after middle age.

œ. scleroticum, edema attended with induration.

e., war, edema and exhaustion caused by insufficient food and depressing environment; famine dropsy.

edemamycosis, œdemamycosis (*e-de-mah-mi-ko'-sis*) [*edema;* μύκης, fungus]. The name applied by Edington to an ectogenous infective disease, commonly referred to as African horse-sickness; it is characterized by intense congestion of the blood-vessels with consequent edema of the lungs and at times of the subcutaneous tissues of the head and neck.

edemania, ædœmania (*e-de-ma'-ne-ah*). See *nymphomania.*

edematization (*e-dem-at-iz-a'-shun*) [*edema*]. Edema of the tissues produced by the injection of a 2% salt solution at a temperature lower than that of the body.

edematoscheocele (*e-dem-at-os-ke'-o-sēl*) [*edema;* ὀσχη, the scrotum; κήλη, a tumor]. Edematous oscheocele.

edematous (*e-dem'-at-us*). Pertaining to or characterized by edema.

edemerysipelas (*e-dem-er-e-sip'-e-las*). Edematous erysipelas.

edentate (*e-den'-tate*) [*e,* priv.; *dens,* tooth]. Without teeth.

edentation (*e-den-ta'-shun*) [*e,* without; *dens,* a tooth]. A deprivation of teeth.

edentulous (*e-den'-tu-lus*) [*e,* without; *dens,* a tooth]. Without teeth (applied to one who has lost his teeth)

edeodynia, ædœodynia (*e-de-o-din'-e-ah*) [*edea;* ὀδύνη, pain] Any pain in the genital organs.

edeogargalismus, ædœogargalismus (*e-de-o-gar-gal-iz'-mus*) [*edea;* γαργαλισμός, a tickling]. Masturbation.

edeography, ædœography (*e-de-og'-ra-fe*) [*edea;* γράφειν, to write]. A description of the genitalia.

edeology, ædœology (*e-de-ol'-o-je*) [*edea;* λόγος, science]. A treatise or monograph on the organs of generation.

edeomania, ædœomania (*e-de-o-ma'-ne-ah*) [*edea;* μανία, madness]. Nymphomania; satyriasis.

edeomycodermatitis, ædœomycodermatitis (*e-de-o-mi-ko-der-mat-i'-tis*) [*edea;* μύκος, mucus; δέρμα, skin; ιτις, inflammation]. Inflammation of the mucous membrane of any of the genital organs.

edeopsophy, ædœopsophy (*e-de-op'-so-fe*) [*edea;* ψοφεῖν, to utter a noise]. The emission of sounds from the genital organs (as from the bladder or vagina).

edeoptosis, ædœoptosis (*e-de-op-to'-sis*) [*edea;* πτῶσις, a fall]. Prolapse of some portion of the genital apparatus.

edeoscopy, ædœscopy (*e-de-os'-ko-pe*) [*edea;* σκοπεῖν, to inspect]. An inspection or professional examination of the genital organs.

edeotomy, ædœotomy (*e-de-ot'-o-me*) [*edea-;* τόμη, a cutting]. The anatomy or dissection of the genital organs.

edestan (*e-des'-tan*). A protean (2) derived from edestin. See *protean.*

edestin (*ed-est'-in*). The chief and characteristic protein of the seeds of sunflower, hemp, squash, and castor-oil bean.

edible (*ed'-ib-l*) [*edibilis*, eatable]. A qualification applied to food, the condition of which is good and wholesome.

Edinger's law (*ed'-ing-er*) [Ludwig *Edinger*, German anatomist, 1855–1918]. When a neuron functions normally, growth is favored; when it functions excessively, atrophy results. **E.'s nucleus**, the nucleus of the posterior longitudinal bundle, an aggregation of ganglion-cells in the gray matter of the third ventricle at the beginning of the Sylvian aqueduct.

Edinger-Westphal's nucleus (*ed'-ing-er-vest'-fahl*) [*Edinger*; Karl Friedrich Otto *Westphal*, German neurologist, 1833–1890]. One of the nuclei of the third cranial nerve in the region of the anterior corpora quadrigemina below the Sylvian aqueduct.

edipism (*ed'-ip-izm*) [*Œdipus*, King of Thebes, who put out his own eyes because he had killed his father unwittingly]. Self inflicted injury to the eyes.

Edsall's disease (*ed'-sal*) [David Linn *Edsall*, American physician, 1869–]. Heat cramp.

educt (*e'-dukt*) [*e*, out; *ducere*, to draw]. A compound that exists in any substance and is extracted from it by a chemical or pharmaceutical process; opposed to *product*.

edulcorant (*e-dul'-kor-ant*) [*edulcare*, to sweeten]. Sweetening; corrective of acidity or of acrimony.

edulcoration (*e-dul-kor-a'-shun*) [*edulcare*, to sweeten]. In chemistry, the act or process of sweetening; the removal of soluble or saline matters by washing.

effector (*ef-ek'-tor*). A name given by Sherrington to nerve endings in organs, glands or muscles, which are consequently called effector organs. The term is opposed to *receptor*.

effeminacy (*ef-em'-in-as-e*). See *feminism*.

effemination (*ef-em-in-a'-shun*) [*effeminare*, to make womanish]. The state of being effeminate.

efferent (*ef'-er-ent*) [*efferens*, carrying from]. Carrying away, as *efferent* nerves, nerves conveying impulses away from the central nervous system; of *blood-vessels*, conveying blood away from the tissues; of *lymphatics*, conveying lymph from the lymphatic glands.

effervescent (*ef-er-ves'-ent*) [*effervescere*, to boil up]. Susceptible of being made to effervesce, or to dissolve with foaming and with the escape of a gas, such as carbon dioxide.

effervescing (*ef-er-ves'-ing*) [*effervescere*, to boil up]. Giving off gas-bubbles; foaming. **e. powder.** See *Seidlitz powder*.

effete (*ef-ēt'*) [L., *effetus*]. Exhausted, worn out.

efficiency, electric. The ratio between the amount of current produced and the expenditure required to produce it.

effleurage (*ef-lur-azh*) [Fr.]. In massage, the stroking movement.

efflorescence (*ef-lor-es'-ens*) [*efflorescere*, to bloom]. 1. The spontaneous conversion of a crystalline substance into powder by a loss of its water of crystallization. 2. The eruption of an exanthematous disease.

effluent (*ef'-lu-ent*) [*effluere*, to flow out]. An outflow. The fluid discharged from works for the treatment of sewage.

effluvium (*ef-lu'-ve-um*) [*effluere*, to flow out; pl., *effluvia*]. Any subtle emanation from a substance or person, especially one that is offensively odoriferous.

efflux (*ef'-fluks*), or **effluxion** (*ef-fluk'-shun*) [*effluxio; efluxus*, an outflow]. 1. An outflow; that which flows out. 2. Abortion, or the escape of the embryo from the uterus during a very early stage of pregnancy.

effort syndrome. Dyspnea, dizziness, shortness of breath, palpitation and precordial distress which occur after slight exertion in persons having an irritable heart.

effracture (*ef-frak'-chūr*). Fracture of the cranium, with depression of one or more fragments.

effumability (*ef-ū-ma-bil'-i-te*). Capacity for volatilization.

effuse (*ef-ūz'*) [*effusion*]. Spread out, said of a bacterial culture that is thin, and widely spreading.

effusion (*ef-u'-zhun*) [*effundere*, to pour out]. 1. A pouring-out, especially the pouring-out of blood or serum into the cellular tissues or the serous cavities. 2. The effused fluid. **e., pericardial**, an effusion into the pericardium. For signs of, see *Auenbrugger, Ewart, Rotch, Roth, Sansom*, and *Sibson*. **e., pleural**, an effusion into the pleura. For signs of, see *Baccelli, Kellock, Litten, de Mussey, Pitres, Sieur, Skoda*, and *Williams*.

egagropilus (*e-gag-rop'-il-us*) [αἰγάγρος, a goat; πίλος, felt]. An intestinal concretion formed of hair.

egertic (*e-jer'-tik*) [ἐγείρειν, to awaken]. Causing wakefulness.

egest (*e-jest'*) [*egerere*, to discharge]. To void, as excrement; to defecate.

egesta (*e-jes'-tah*) [*egerere*, to cast out]. The discharges of the bowels or other excretory organs.

egestion (*e-jes-chun*) [*egestio*, that which is voided] Defecation; expulsion of excrements or excretion.

egg (*eg*). See *ovum*. **e.-albumin**, albumin, in white of egg, constituting about 60% of the egg of the domestic fowl. **e., holoblastic.** See *holoblastic*. **e., meroblastic.** See *meroblastic*.

Eggleston method (*egl'-stun*). [Cary *Eggleston*, American physician]. Rapid digitalization by administering the drug in large doses and at brief intervals.

egilops, ægilops (*e'-jil-ops*) [αἴξ, a goat; ὤψ, eye]. Abscess, with perforation, at the inner canthus of the eye, supposed to be a result of lacrimal fistula. See *anchylops*.

eglandular (*e-glan'-dū-lar*) [*e*, priv.; *glandula*, a gland]. Destitute of glands.

eglandulose (*e-glan'-dū-lōs*) [*e*, priv., *glandula*, a gland]. Same as *eglandular*.

Egli's glands (*eg'-le*). Mucous glands of the ureter.

egmol (*eg'-mol*). Trade name of an emulsion of egg and olive oil.

egobronchophony (*e-go-brong-koff'-o-ne*). A combination of egophony and bronchophony.

egols (*e-gols'*). Compounds of mercury with parasulphonic acid and a phenol. They are red brown powders, soluble and emetic.

egomania (*eg-o-ma'-ne-ah*) [*ego*, I; μανία, madness]. Abnormal self-esteem.

egophony (*e-gof'-o-ne*) [αἴξ, a wild goat; φωνή, the voice]. A modification of bronchophony, in which the voice has a bleating character, like that of a kid. It is heard in pleurisy with slight effusion.

egregorsis (*eg-re-gor'-sis*) [ἐγείρειν, to wake]. Morbid wakefulness; insomnia.

Egyptian chlorosis (*e-jip'-shun*). See *ankylostomiasis*. **E. ophthalmia.** See *trachoma*

Ehrenritter's ganglion (*air'-en-rit-er*) [Johann *Ehrenritter*, Austrian anatomist, –1790]. The jugular ganglion.

Ehret's paralysis (*air'-et*) [Heinrich *Ehret*, German physician, 1870–]. A traumatic neurosis following injury to the inner side of the foot or ankle, consisting in spasmodic contracture of the muscles which raise the inner border of the foot and functional paralysis of the peroneal muscles.

Ehrlich's anemia (*air'-likh*) [Paul *Ehrlich*, German bacteriologist, 1854–1915]. Aplastic anemia. A rapidly progressing anemia with hyperplasia of the bone-marrow and hemorrhages into the mucous membranes. **E.'s biochemical theory**, the theory that a specific chemical affinity exists between specific living cells and specific chemical substances. **E.'s method**, the use of a saturated solution of anilin in water, as a mordant for better fixing the anilin dyes used in staining bacteria. **E.'s method for the fixation of blood-films** consists in boiling the specimen for one minute in a test-tube containing absolute alcohol. **E.'s reaction**, the treatment of the urine with diazobenzosulphuric acid produces a deep-red color that is due to a combination of the reagent with an aromatic amido-compound found in the urine in typhoid fever and pneumonia; frequently also in pleurisy, measles, tuberculosis, erysipelas, and peritonitis. To produce this reaction, equal parts of the reagent and urine are mixed and about one-eighth of their total volume of ammonia is added. The reagent consists of two solutions: (1) Sulphanilic acid, 1 Gm.; hydrochloric acid, 10 Cc.; distilled water, 200 Cc. (2) Sodium nitrite, 0.5 Gm; distilled water, 100 Cc. **E.'s rule**, a drug must produce the desired effect with less than $\frac{1}{10}$ of its toxic dose. **E.'s side-chain theory**, a theory based upon the phenomena of immunity, *q. v.*, and of cytolysis, and serving to explain these. In this connection see *receptor*, *haptophore*, *haptin*, *amboceptor*, *uniceptor*, *complement*, *toxophore*. **E.'s solution**, a solution of a basic anilin dye in anilin oil and water.

Ehrlich-Hata's "606" (*air'-likh-hah'-tah*) [*Ehrlich*; S. *Hata*, Japanese physician]. Dioxydiamidoarsenobenzol; salvarsan. A synthetic compound considered a specific for syphilis. It is administered by intravenous or intramuscular injection. Dose 0.3 to 0.6 Gm.

Eichhorst's corpuscles (*ik'-horst*) [Hermann Ludwig *Eichhorst*, Swiss physician, 1849–1921]. Small, spherical blood-corpuscles found in pernicious anemia and formerly regarded as characteristic of this disease. **E.'s neuritis**, a form of neuritis in which the morbid process involves both the nerve-sheath and the interstitial tissue of the muscles. Syn., *neuritis fascians*. **E.'s type of progressive muscular atrophy**, the femorotibial type.

Eichstedt's disease (*ik'-sted*) [Karl Ferdinand *Eichstedt*, German physician, 1816–1892]. Pityriasis versicolor.

eidoptometry (*i-dop-tom'-et-re*) [εἶδος, appearance; ὀπτεῖν, to see; μέτρον, measure]. The estimation of the acuity of vision.

eighth nerve. The auditory nerve.

eigon (*i'-gon*). A compound of iodine and albumin used as a substitute for iodine. **α-eigon**, albumin-iodatum, a brown powder, odorless and tasteless; contains 20% of iodine; soluble in alkalies and acids; insoluble in water. **α-eigon-sodium**, sodium iodoalbuminatum, a white, odorless, nearly tasteless powder containing 15% of iodine. **β-eigon**, peptone iodate, a yellow powder, odorless and tasteless; contains 15% of iodine. It is recommended as a substitute for iodine when there is digestive weakness. Dose 45–150 gr. (3–10 Gm.) daily. **α-** and **β-eigons** are also used as dusting-powders.

Eijkman's test for phenol (*ik'-man*). Add to the phenol solution a few drops of an alcoholic solution of nitrous acid, ethyl ether, and an equal amount of concentrated sulphuric acid. A red coloration is produced.

eilema (*i-le'-mah*) [εἱλεῖν, to twist; *pl.*, *eilemata*]. A pain or colic of the bowels; volvulus; tormina.

eiloid (*i'-loid*) [εἱλεῖν, to coil; εἶδος, form]. Having a coiled structure, as an *eiloid* tumor.

Eimeria (*i-me'-re-a*). A genus of protozoa; the same as coccidia in the asexual stage.

Einhorn-Laporte method (*in'-horn lap-ort'*). Blood counting without the special counting chamber generally used.

Einhorn's method (*in'-horn*) [Max *Einhorn*, American physician, 1862–]. 1. A method of ascertaining the condition of the gastric secretion. An apparatus termed a stomach-bucket, consisting of a small oval silver vessel, 1¾ cm. long and ¾ cm. wide, is attached to a silk thread, in which at a distance of 40 cm. from the bucket a knot is made. The patient swallows the bucket, and when the knot enters the mouth the operator knows that the bucket is in the stomach. It is withdrawn after remaining there five minutes, and its contents are tested. Resistance to its removal may be overcome by having the patient expire deeply or swallow once. 2. See *gastrodiaphany*.

Einstein's viscosity formula (*in'-stin*) [Albert *Einstein*, German physicist, 1879–].

$$\eta = \eta_0(1 + k\phi)$$

where η is the viscosity of the colloidal solution, η_0 is the viscosity of the pure medium of suspension, ϕ the total volume of colloidal matter in unit volume, and k a constant varying from 1.5 to 4.75.

Einthoven's string galvanometer (*int'-ho-fen*) [Wilhelm *Einthoven*, Dutch physiologist, 1860–1927]. See *electrocardiograph*.

eisanthema (*i-san-the'-mah*) [εἰς, into; ἀνθήμα, inflorescence; *pl.*, *eisanthemata*]. An exanthem on a mucous membrane. See *enanthema*.

Eiselt's reaction for melanin in urine (*i'-selt*). Concentrated nitric acid, sulphuric acid, potassium dichromate, or other oxidizing agents render urine containing melanin dark colored.

eisenzucker (*i'-zen-zuk'-er*) [Germ. *eisen*, iron; *zucker*, sugar]. Saccharated ferric oxide; it consists of ferric hydroxide, sugar, and sodium hydroxide.

eisodic (*is-od'-ik*). Same as *esodic*.

eisophobia (*i-so-fo'-be-ah*). See *agoraphobia*.

eisophoria (*i-so'-fo'-re-ah*). Same as *esophoria*.

eispnea (*is-pne'-ah*) [ἰσπνοή, a breathing into]. Inspiration; the inhaling of the breath.

Eitelberg's test (*i'-tel-berg*) [Abraham *Eitelberg*, Austrian physician, 1847–]. If a large tuning-fork is held at intervals before the ear during 15 or 20 minutes, the duration of the perception of the vibration, during these periods, increases in case the ear is normal, but decreases when a lesion of the sound-conducting apparatus exists.

eitnerin (*it'-ner-in*). A German substitute for yolk of egg.

eiweiss milch (*i'-vīs milk*) [Ger. *eiweiss*, albumen; *milch*, milk]. A preparation used for feeding infants; it consists of broken up curd from which the whey has been removed, boiled buttermilk and malt sugar are then mixed with it.

ejaculatio præcox (*e-jak-ū-la'-she-o pre'-cox*) [L.]. Premature ejaculation.

ejaculation (*e-jak-u-la'-shun*) [*ejaculatio*, a throwing out]. The ejection of the semen.

ejaculatory (*e-jak'-u-la-tor-e*) [*ejaculation*]. Throwing out. **e. duct.** See *duct, ejaculatory*.

ejecta (*e-jek'-tah*) [L., pl. of *ejectum*). Materials cast out; excretions or excrementitious matters.

ejection (*e-jek'-shun*) [*ejectio*, a casting out]. The casting out of excretions or of excrementitious matters; that which is cast out.

ekaiodoform (*ek-ah-i-o'-do-form*). A combination of iodoform and 0.5% of paraformaldehyde. It is used as a dressing for wounds.

ekiri (*ek-e'-re*). A severe type of infantile diarrhea occurring in Japan.

ektogan (*ek'-to-gan*). The commercial name for zinc peroxide; it is used externally.

ekzemin (*ek'-ze-min*). An ointment consisting of precipitated sulphur with coloring-matter and perfume.

elaboration (*e-lab-or-a'-shun*) [*elaborare*, to work out]. In physiology, any anabolic process, such as that of making crude food into higher tissue-products.

elacin (*el'-a-sin*). The product of degeneration of elastin. Found in wrinkled skin of old age.

elæometer, elaiometer (*el-e-om'-et-ur, el-a-i-om'-et-ur*). See *eleometer*.

elæomyenchysis. See *eleomyenchysis*.

elæoptene. See *eleoptene*.

elaidin (*e-la'-id-in*) [ἐλαία, the olive-tree], $C_{57}N_{104}O_6$. A white, crystalline, fatty substance, isomeric with olein, produced by the action of HNO_3 upon certain oils, especially castor-oil.

elain (*e-la'-in*). See *eleoptene*.

elarson (*el-ar'-son*). Trade name for the strontium salt of chlorarsenobehenolic acid; it contains about 13% of elementary arsenic and about 6% of chlorine. It has been used in anemias, neuralgias, chorea, and skin diseases.

elastic (*e-las'-tik*) [ἐλαύνειν, to urge forward]. Returning to the original form after being stretched or compressed. **e. bandage,** a rubber bandage exerting continuous compression of a part. **e. lamina,** Descemet's membrane. **e. stocking,** a rubber stocking exerting continuous pressure. **e. tissue,** a variety of connective tissue composed of yellow elastic fibers.

elastica (*e-las'-tik-ah*). The official name for rubber. See *caoutchouc*.

elasticin (*el-as'-tis-in*). See *elastin*.

elasticity (*e-las-tis'-it-e*). The property exhibited by some substances of returning to their original shape after the removal of a deforming force.

elastikon (*e-las'-tik-on*). Trade name of an elastic adhesive plaster.

elastin (*e-las'-tin*) [see *elastic*]. An albuminoid substance forming the basis of elastic tissue.

elastinase (*e-las'-tin-ās*). A ferment that dissolves elastin.

elastoid degeneration (*e-las'-toid*). Hyaline degeneration of the elastic fibers in the wall of an artery; it occurs during involution of the uterus.

elastoma (*e-las-to'-mah*). Same as *pseudoxanthoma, q. v.*

elastometer (*e-las-tom'-et-er*) [*elastic*; μέτρον, a measure]. An apparatus for determining the elasticity of tissues.

elastose (*e-las'-tōs*). One of the forms of peptone resulting from the gastric digestion of elastin.

elater (*el'-at-er*) [ἐλατήρ, a driver, hurler]. In biology, (*a*) one of the thread-like, usually spirally-coiled, bodies found in the sporangia of mosses, liver-worts, and equisetum. They serve for the dispersion of spores. (*b*) One of the free filaments of the capillitium of the slime-moulds. (*c*) One of the anal bristles of the insect called spring-tail.

elaterin, elaterinum (*el-at'-er-in, el-at-er i'-num*) [*elaterium*], $C_{20}H_{28}O_5$. A neutral principle obtained from *Ecballium elaterium*. It is a powerful hydragogue cathartic. Dose $\frac{1}{10}$ gr. (0.0032 Gm.). **e., powder of, compound,** contains elaterin, 1; sugar of milk, 39 parts Dose ½–5 gr. (0.032–0.32 Gm.). **e., trituration of** (*trituratio elaterini*, U. S. P.), elaterin, 10; sugar of milk, 90 parts; thoroughly mixed. Dose ½–½ gr. (0.032–0.04 Gm.).

elaterium (*el-at-e'-re-um*) [ἐλατήριος, driving away]. The dried sediment from the juice of the squirting cucumber, *Ecballium elaterium*. It is a powerful hyragogue cathartic. Dose ½ gr. (0.008 Gm.).

elaterometer (*e-lat-er-om'-et-er*) [ἐλατήρ, a driver; μέτρον, a measure]. An apparatus for determining the elasticity of gases.

elayl (*el'-āl*). See *ethylene*.

elbow (*el'-bo*). The region corresponding to the junction of the arm and forearm; the bend of the arm. **e.-bone,** the ulna. **e.-jerk,** a reflex flexion of the elbow on striking the biceps tendon.

elbowed (*el'-bōd*). Angular.

elcoplasty (*el'-ko-plas-te*). See *helcoplasty*.

elcosis (*el-ko'-sis*). See *helcosis*.

elder (*el'-der*). See *Sambucus*.

elecampane (*el-e-kam'-pān*) See *inula*

Electra complex (*el-ek'-trah*) [*Elektra*, daughter of Agamemnon]. A hysterical complex supposed to be due to suppressed sexual love of a woman for her own father.

electrargol (*e-lek-trar'-gol*). Trade name of a sterile solution of electric colloidal silver

electraurol (*e-lek-traw'-rol*). An electrically prepared colloidal solution of gold.

electric, electrical (*e-lek -trik, e-lek'-trik-al*) [*electricity*]. Having the nature of or produced by electricity. **e. chorea.** See *Dubini's disease*. **e. discharger,** an instrument for liberating stored electricity. **e.-light treatment,** the therapeutic application of electric light by means of cabinets in which the patient sits with the light directed upon the affected part. It is used in rheumatism, neuralgia, etc.

electrician (*e-lek-trish'-an*). 1 One skilled in electric science or a manipulator of electric apparatus. 2. One who employs electricity in the treatment of disease.

electricity (*e-lek-tris'-it-e*) [ἤλεκτρον, amber]. One of the forces of nature developed or generated by chemism, magnetism, or friction. **e., animal,** free electricity in the body. **e., chemical.** See *e., galvanic*. **e., faradic,** that produced by induction. **e., franklinic,** frictional or static electricity. **e., frictional,** that produced by friction. **e., galvanic,** that which is generated by chemical action in a galvanic cell. **e. induced,** or **inductive,** that produced in a body by proximity to an electrified body.

e., magnetic, that developed by bringing a conductor near the poles of a magnet. **e., static,** frictional electricity. **e., voltaic,** galvanic or chemical electricity.

electrification (*e-lek-rif-ik-a'-shun*). See *electrisation.*

electrify (*e-lek'-trif-i*) [*electric; facere,* to make]. To make electric.

electrization (*e-lek-triz-a'-shun*) [*electricity*]. The application of electricity to the body. **e., intragastric,** electrotherapy practised by the introduction of an electrode into the stomach. Cf. *electrode, deglutable.*

electro- (*e-lek-tro-*) [*electricity*]. A prefix denoting connection with or relation to electricity.

electroanesthesia (*e-lek-tro-an-es-the'-ze-ah*) [*electro-; ἀναισθησία,* want of feeling]. 1. Inability to perceive the sensation made by electricity upon the skin. 2. Local anesthesia induced by the introduction of anesthetizing substances into the tissues by means of the electric current without injury to the skin. It is called the cataphoretic method.

electrobiology (*e-lek-tro-bi-ol'-o-je*) [*electro-; biology*]. 1. The science of the electrical relations and laws of organic beings. 2. A modern term for mesmerism or hypnotism.

electrobioscopy (*e-lek-tro-bi-os'-ko-pe*) [*electro-; βίος,* life; *σκοπεῖν,* to view]. The test of the existence of life by means of electricity.

electrocapillarity (*e-lek-tro-kap-il-ar'-it-e*). See *action, electrocapillary.*

electrocardiogram (*e-lek-tro-kar'-de-o-gram*) [*electro-; καρδία,* heart; *γράμμα,* a writing]. A registration of electromotive variations in heart-action.

electrocardiograph (*e-lek-tro-kar'-de-o-graf*) [*electro-; καρδία,* heart; *γράφειν,* to write]. An instrument for recording the electromotive variations in the action of the heart muscle.

electrocardiography (*e-lek-tro-kar-de-og'-raf-e*) [See *electrocardiograph*]. A method of recording the electromotive variations in the action of the heart muscle.

electrocatalysis (*e-lek-tro-kat-al'-is-is*) [*electro-; catalysis*]. Catalysis or chemical decomposition produced by the action of electricity.

electrocautery (*e-lek-tro-kaw'-ter-e*). See *galvanocautery.*

electrochemical (*e-lek-tro-kem'-i-kal*). Pertaining to electrochemistry.

electrochemism (*e-lek-tro-kem'-izm*). The theory that all chemical action is caused by electricity.

electrochemistry (*e-lek-tro-kem'-is-tre*) [*electro-; χημεία,* chemistry]. The science treating of the chemical changes produced by electricity.

electrocoagulation (*e-lek-tro-ko-ag-ū-la'-shun*). The destruction or hardening of tumors or tissues by coagulation induced by the passage of high-frequency currents.

electroconductivity (*e-lek-tro-kon-duk-tiv'-i-te*). Capability for transmitting electricity.

electrocontractility (*e-lek-tro-kon-trak-til'-it-e*) [*electro-; contractility*]. Capability of muscular tissue for contraction in response to electrical stimulation.

electrocution (*elek-tro-kū'-shun*) [*electro-; execution*]. Judicial execution by electricity.

electrocystoscope (*e-lek-tro-sis'-to-skōp*). A cystoscope with electric illumination

electrocystoscopy (*e-lek-tro-sis-tos'-ko-pe*). Cystoscopy with electric illumination.

electrode (*e-lek'-trōd*) [*electro-; ὁδός,* a way]. The pieces of metal or other substance fastened to the conducting cords of a battery through which electricity is applied to the body. **e., Alleman's,** a device for the application of electricity to cause absorption of corneal opacities. **e., colon** (Pennington's), an appliance for hydroelectric applications to the colon. It is a perforated hollow carbon electrode connected with the conducting cord by means of a spiral wire passing through and surrounded by a soft colon tube, through which the colon may be flushed, with warm water or saline solution. **e., deglutable,** an electrode suitable to be passed into the stomach for intragastric electrization. **e., dispersing.** See *e., indifferent.* **e., exciting,** in electrotherapy, the small electrode used in nerve- and muscle-stimulation, immediately over or near the nerve to be examined. Syn., *localizing electrode.* Cf. *e., indifferent.* **e., exciting, Erb's,** a bundle of 400 metal threads separated from one another by insulation and tightly incased in a hard-rubber tube; employed in electrotherapy. **e., indifferent,** the large electrode used in nerve and muscle stimulation at a distance from the nerve to be examined. Syn., *dispersing electrode.* Cf. *e., exciting.* **e., localizing.** See *e., exciting.*

electrodiagnosis (*e-lek-tro-di-ag-no'-sis*) [*electro-; diagnosis*]. Diagnosis by examining the reaction of the excitable tissues of the body by means of electric currents

electrodiaphane (*e-lek-tro-di'-af-ān*) [*electro-; διαφαίνειν,* to show through]. An apparatus for illumination of the stomach Cf., *diaphanoscope.*

electrodiaphany (*e-lek-tro-di-af'-an-e*). See *diaphanoscopy* and *transillumination.*

electrodynamics, electrodynamism (*e-lek-tro-di-nam'-iks, -dīn'-am-izm*) [*electro-; dynamic*]. The science of the reciprocal action of electric currents

electrodynamometer (*e-lek-tro-di-nam-om'-et-er*) [*electro-; dynamometer*]. An instrument for measuring the strength of electric currents.

electroendoscopy (*e-lek-tro-end-os'-ko-pe*). See *diaphanoscopy* and *transillumination.*

electrogenesis (*e-lek-tro-jen'-es-is*) [*electro-; γένεσις,* production]. Production by electricity. Results following the application of electricity.

electrogram (*e-lek'-tro-gram*) [*electro-; γράμμα,* a writing]. A skiagram.

electrograph (*e-lek'-tro-graf*). See *skiagraph.*

electrography (*e-lek-trog'-raf-e*). 1. Skiagraphy. 2. Electrology.

electrohemostasis (*e-lek-tro-hem-os'-ta-sis*) [*electro-; hemostasis*]. Arrest of hemorrhage in a tissue or vessel by grasping it with a forceps, in the jaws of which heat is generated by an electric current, causing desiccation of the tissue and union of the arteries.

electrokinetic (*e-lek-tro-kin-et'-ik*). Electromotive.

electrokinetics (*e-lek-tro-kin-et'-iks*) [*electro-; κινεῖν,* to move]. 1. The science of galvanism. 2. The science of electricity as applied to mechanic motion.

electrolepsy (*e-lek'-tro-lep-se*) [*electro-; epilepsy*]. Electric chorea.

electrolithotrity (*e-lek-tro-lith-ot'-rit-e*). Disintegration of a vesical calculus by means of electricity.

electrolizer (*e-lek'-tro-li-zer*). An instrument for removing strictures by electricity.

electrologist (*e-lek-trol'-o-jist*). Proposed term for a person versed in electrology, and who may, in addition, be skilled in applying the science.

electrology (*e-lek-trol'-o-je*) [*electro-*; λόγος, science]. The science of electricity.

electrolysis (*e-lek-trol'-ss-is*) [*electro-*; λύσις, solution]. The dissolution of a chemical compound by an electric current. **e., cupric,** electrolysis in which a bulb of chemically pure copper is applied directly to the diseased area; the copper oxychloride generated acts as a germicide.

electrolyte (*e-lek'-tro-līt*) [see *electrolysis*]. A substance capable of conducting an electric current and being decomposed by it.

electrolytic (*e-lek-tro-lit'-ik*) [see *electrolysis*]. Relating to electrolysis.

electrolyze (*e-lek'-tro-līz*). To split up a chemical compound by means of an electric current.

electrolyzer (*e-lek'-tro-li-zer*). See *electrolizer*.

electromagnet (*e-lek-tro-mag'-net*) [*electro-*; *magnet*]. A mass of soft iron surrounded by a coil of wire. A current passing through the wire will make the iron core magnetic.

electromagnetics (*e-lek-tro-mag-net'-iks*). 1. The production of magnetic action by means of electricity. 2. The science of the relation of electricity to magnetism.

electromassage (*e-lek-tro-mas-azh'*) [*electro-*; *massage*]. The transmission of a current of electricity through a kneading instrument. Electric treatment combined with massage.

electromedication (*e-lek-tro-med-ik-a'-shun*). The introduction of medicaments into the system by electric means.

electromercurol (*e-lek-tro-mur'-kū-rol*). Trade name of a colloidal suspension of mercury equivalent to 0.1 % of metallic mercury.

electrometer (*e-lek-trom'-et-er*) [*electro-*; μέτρον, a measure]. A device for measuring electric force.

electrometry (*e-lek-trom'-et-re*) [see *electrometer*]. The measurement of electricity.

electromotive (*e-lek-tro-mo'-tiv*). 1. Pertaining to or producing electric action. 2. Producing electricity. **e. force,** the force that produces an electric current. Abbreviated E. M. F.

electromuscular sensibility (*e-lek-tro-mus'-kū-lar*). Sensibility of muscles to electric stimulus.

electron (*e-lek'-tron*) [ἤλεκτρον, amber]. 1. Amber. 2. A term used to represent a separate unit of electricity. According to J. J. Thompson, the mass of an electron is about one seventh-hundredth part of that of the hydrogen atom. 3. The ultimate particle of negative electricity. Cf. *ion* and *co-electron*.

electronation (*e-lek-tron-a'-shan*). The addition of one or more electrons to an element.

electronecrosis (*e-lek-tro-ne-kro'-sis*). *Electrocution.*

electronegative (*e-lek-tro-neg'-a-tiv*) [*electro-*; *negare*, to deny]. Pertaining to or charged with negative electricity.

electroneurotone (*e-lek-tro-nū'-ro-tōn*) [*electro-*; νεῦρον, a nerve; τόνος, tone] An apparatus for applying massage by electricity.

electronic (*e-lek-tron'-ik*). Pertaining to, or carrying, electrons.

electrooptics (*e-lek-tro-op'-tiks*). The study of the optical phenomena of electric light.

electropathology (*e-lek-tro-path-ol'-o-je*) [*electro-*; *pathology*]. The study of morbid conditions by the aid of electric irritation.

electrophobia (*e-lek-tro-fo'-be-ah*) [*electro-*; φόβος, fear]. A morbid fear of electricity.

electrophobist (*e-lek-tro-fo'-bist*). A person having a morbid fear of electricity.

electrophone (*e-lek'-tro-fōn*) [*electro-*; φωνή, sound]. An apparatus used in treating deafness, by means of sonorous vibrations.

electrophore (*e-lek'-tro-fōr*). Electrophorus.

electrophorus (*e-lek-trof-or-us*) [*electro-*; φέρειν, to carry]. An instrument used to generate small quantities of static electricity.

electrophotography (*e-lek-tro-fo-tog'-raf-e*). Same as *skiagraphy*.

electrophototherapy (*e-lek-tro-fo-to-ther'-ap-e*) [*electro-*; *phototherapy*]. Therapeutic treatment by means of electric light.

electrophysiology (*e-lek-tro-fiz-e-ol'-o-je*) [*electro-*; *physiology*]. The study of electric reactions, properties, and relations of organs and tissues.

electropoion (*e-lek-tro-poi'-on*) [*electricity*; ποιεῖν, to make]. A mixture of sulphuric acid, potassium bichromate and water; a liquid for batteries of zinc and carbon.

electropositive (*e-lek-tro-poz'-it-iv*) [*electro-*; *ponere*, to place]. Pertaining to or charged with positive electricity.

electroprognosis (*e-lek-tro-prog-no'-sis*). The use of electricity in prognosis.

electropuncture (*e-lek-tro-punj'-chur*) [*electro-*; *pungere*, to prick]. The use of needles as electrodes, which are thrust into an organ or a tumor or an aneurysm.

electroscission (*e-lek-tro-sish'-un*) [*electro-*; *scindere*, to cleave]. Division of tissues by an electro-cautery knife.

electroscope (*e-lek'-tro-skōp*) [*electro-*; σκοπεῖν, to view]. An instrument for detecting the presence of static electricity and determining whether it is positive or negative.

electrosensibility (*e-lek-tro-sen-si-bil'-it-e*). The irritability of a sensory nerve to electricity.

electroskiagraphy (*e-lek-tro-ski-ag'-raf-e*). Synonym of *skiagraphy*.

electrosol (*e-lek'-tro-sol*). A colloidal metal

electrosome (*e-lek'-tro-sōm*). A body (chondriosome) in the cytoplasm: it is responsible for chemical action

electrostatics (*e-lek-tro-stat'-iks*). The science of static electricity, or that developed by friction.

electrostixis (*e-lek-tro-stiks'-is*) [*electro-*; στιξις, puncture]. Electropuncture, *q. v.*

electrosurgery (*e-lek-tro-sur'-jer-e*). The use of electricity in surgery.

electrosynthesis (*e-lek-tro-sin'-the-sis*) [*electro-*; *synthesis*]. Chemical combination by means of electricity.

electrotaxis (*e-lek-tro-tak'-sis*) [*electro-*; τάξις, arrangement]. The reaction (attraction or repulsion) of organisms or cells to electricity.

electrothanasia (*e-lek-tro-than-a'-ze-ah*) [*electro-*; θάνατος, death]. Death due to electricity.

electrothanasize (*e-lek-tro-than'-as-īz*) [*electro-*, θανατόειν, to kill]. To produce death by electricity, but not as capital punishment.

electrothanatosis (*e-lek-tro-than-at-o'-sis*) [*electro-*; θανάτωσις, a putting to death]. Death by electricity

electrotherapeutics (*e-lek-tro-ther-ap-u'-tiks*) [*electro-*; θεραπεία, treatment]. The application of electricity for therapeutic purposes.

electrotherapy (*e-lek-tro-ther'-ap-e*). See *electrotherapeutics*.

electrotherm (*e-lek'-tro-therm*) [*electro-*; θέρμη, heat]. An apparatus for producing heat to relieve pain by the application of electricity to the skin.

electrothermal (*e-lek-tro-therm'-al*). Pertaining to heat and electricity or to heat generated by electricity.

electrotome (*e-lek'-tro-tōm*) [*electro-*; τέμνειν, to cut]. The circuit-breaker of an electric battery; especially one that acts automatically.

electrotonic (*e-lek-tro-ton'-ik*) [*electro-*; τόνος, tension]. Relating to or of the nature of electrotonus. **e. effect,** an altered condition of excitability of a nerve produced when in the electrotonic state.

electrotonus (*e-lek-trot'-on-us*) [*electro-*; τόνος, tension]. The change of condition in a nerve during the passage of a current of electricity. See *anelectrotonus* and *catelectrotonus*.

electrotrephine (*e-lek-tro-tre'-fin*). A trephine operated by electricity.

electrotropism (*e-lek-trot'-ro-pizm*) [*electro-*; τροπή, a turning]. Same as *electrotaxis*.

electrovagogram (*e-lek-tro-va'-go-gram*) [*electro-*; *vagus*; γράμμα, a writing]. A record of the electrical changes occurring in the vagus nerve, taken with a string galvanometer.

electrovection (*e-lek-tro-vek'-shun*) [*electro-*; *vehere*, to carry]. Electric endosmosis; the introduction of medicaments into the system by means of the electric current; cataphoresis.

electrozone (*e-lek'-tro-zōn*). The proprietary name for a disinfectant fluid produced by the electrolysis of sea-water.

electuary (*e-lek'-tū-ar-e*) [ἐλεκτόν, a medicine that melts in the mouth]. A soft or pasty mass, consisting of a medicinal substance, with sugar, honey, water, etc.

eleidin (*e-le'-id-in*) [ἔλαια, olive-oil]. A material occurring in the form of granules in the stratum granulosum of the epidermis.

element (*el'-e-ment*) [*elementum*, a first principle]. Any one of the ultimate parts of which anything is composed, as the *cellular elements* of a tissue. In chemistry, a body that cannot be decomposed into simpler substances. The recognized elements now number 92. See *elements, table of chemical*, on p. 456. **e., acidulous,** one whose oxides unite with water to form acids, never to form bases. **e., amphoteric,** one whose oxides unite with water to form acids or bases. **e., basylous,** one whose oxides unite with water to form bases, never to form acids. **e., electronegative,** that element which is attracted to the positive pole during electrolysis. **e., electropositive,** that element which is attracted to the negative pole during electrolysis.

elements. See *table of*, page 456.

elementary (*el-e-men'-ta-re*) [*element*]. Pertaining to or having the characters of an element.

elemi (*el'-em-e*) [Ar.]. A resinous exudation probably derived from the *Canarium commune*, although its botanic source is still undetermined. It contains a crystalline resin, *elemin* or *amyrin*. Its action is similar to that of the turpentines. **e., unguentum** (B. P.), elemi and simple ointment; it is used as an application to indolent sores and boils.

eleometer (*el-e-om'-et-ur*) [ἔλαιον, oil; μέτρον, a measure]. An apparatus for ascertaining the specific gravity of oil.

eleomyenchysis (*el-e-o-mi-en'-kis-is*) [ἔλαιον, oil; μῦς, muscle; ἔγχεῖν, to pour in]. 1. The intramuscular injection and congelation of oils in treatment of chronic local spasm. 2. Surgical prosthesis by injection of paraffin.

eleoptene (*el-e-op'-tēn*) [ἔλαιον, oil; πτηνός, volatile]. The permanent liquid principle of volatile oils. See *stearoptene*.

eleosaccharum (*e-le-o-sak'-ar-um*) [L.: *pl., eleosaccharа*]. An oil-sugar; a preparation made by saturating thirty grains of sugar with one drop of volatile oil.

elephantiac, elephantiasic (*el-e-fant'-i-ak, el-e-fanti-a'-sik*). Relating to or affected with elephantiasis; elephantic.

elephantiasis (*el-ef-an-ti'-as-is*) [ἐλέφας, an elephant]. A chronic affection of the cutaneous and subcutaneous tissues, due to obstruction of lymph-vessels, and characterized by enormous thickening of the affected parts. The disease occurs in successive attacks accompanied by fever and by swelling of the affected parts, usually the lower extremities and genital organs; it is endemic in certain tropical countries, and seems to be connected, in many cases, with the presence in the blood of *Filaria sanguinis-hominis*. **e. anæsthetica,** anesthetic leprosy. **e. Arabum.** See *elephantiasis*. **e. asturiensis,** pellagra. **e. congenita cystica,** a state of malformation marked by skeletal defects, general anasarca, and formation of cysts in the subcutaneous tissue. **e. dura, e. scirrhosa,** a variety of elephantiasis marked by density and sclerosis of the subcutaneous connective tissues. **e. Græcorum.** See *leprosy*. **e., nevoid.** See *e. telangiectodes*. **e. sclerosa.** See *scleroderma*. **e. telangiectodes,** elephantiasis characterized by a great increase in the blood-vessels; dermatolysis.

elevator (*el'-ev-a-tor*) [*elevare*, to lift]. 1. The same as *levator*. See under *muscle*. 2. An instrument for elevating or lifting a part, or for extracting the roots of teeth.

eleventh nerve. The spinal accessory nerve.

eliminant (*e-lim'-in-ant*) [*eliminare*, to expel]. 1. Promoting elimination. 2. A drug causing elimination.

elimination (*e-lim-in-a'-shun*) [see *eliminant*]. The process of expelling or casting out, especially waste-products.

elinguation (*e-lin-gwa'-shun*) [*e*, out; *lingua*, the tongue]. Surgical removal of the tongue.

elinguid (*e-lin'-gwid*). Tongue-tied; without the power of speech.

eliquation (*el-ik-wa'-shun*) [*eliquare*, to melt out]. The separation of one substance from another by fusion or melting.

elixation (*e-liks-a'-shun*). 1. A decoction. 2. Digestion.

elixir (*e-liks'-er*) [Ar., *el iksīr*, the philosopher's stone]. A sweetened, aromatic, spirituous preparation, containing only a small amount of an active ingredient. **e., adjuvant** (*elixir adjuvans*, U. S. P.), one made of fluidextract of glycyrrhiza and aromatic elixir. **e., aromatic** (*elixir aromaticum*, U. S. P.), compound spirit of orange, 1.2 Cc.; syrup, 37.5 Cc.; purified talc, 1.5 Gm.; deodorized alcohol, distilled water, each, a sufficient quantity to make 100 Cc. It is used as a vehicle. **e. of iron, quinine, and strychnine phosphates** (*elixir ferri, quininæ, et strychninæ phosphatum*, U. S. P.). Dose 1 dr. (4 Cc.). **e. of phosphorus,** spirit of phosphorus, 21; oil of anise, 0.2; glycerol, 55; aromatic elixir, a sufficient quantity to make 100 Cc.

elixiviation (*e-liks-iv-e-a'-shun*). See *lixiviation*.

elixoid (*el-iks'-oid*). Trade name of fluid preparations of drugs, which are said to keep perfectly in any climate.

elkodermatosis (*el-ko-der-ma-o'-sis*) [ἕλκος, an ulcer; δέρμα, skin; νόσος, disease]. An ulcerative skin affection.

elkoplasty (*el'-ko-plas-te*). See *helcoplasty*.

Elliot's operation (*el'-e-ot*) [Robert Henry *Elliot*, English surgeon]. Sclerocorneal trephining for glaucoma.

TABLE OF CHEMICAL ELEMENTS

Based on one in Funk and Wagnalls Standard Dictionary [copyright] —(Published by permission) The symbols and atomic weights have been revised from the Jour Amer Chem Society 1934

Name	*Symbol*	*Atomic Weight*	*Specific Gravity**	*Fusing point or Melting point Degrees C and F*	*Valence*	*Where and How Found*
Actinium	Ac	226 (?)				
Actinon	An	218 (?)				
Aluminum	Al	26 97	2 58	658° C (1216 2° F)	III	In many rocks (The most abundant metal)
Antimony (*stibium*)	Sb	121 76	6 7	630° C (1166° F)	V	Chiefly as sulphide and in various metallic ores
Argentum See *Silver*						
Argon	A	39 944	1 5†	−128 6° C (199 5° F)		Free in the atmosphere
Arsenic	As	74 91	5 71	Abt 500° C (932° F)	V	Native as sulphide and in various metallic ores
Aurum See *Gold*						
Barium	Ba	137 36	3 75	Above redness	II	In barite and witherite
Beryllium	Be	9 02	1 85	Above redness	II	In beryl and several rare minerals
Bismuth	Bi	209 0	9 8	268° C (514° F)	V	Native as sulphide and in rare minerals
Boron	B	10 82	2 6	Very high	III	In borax and various minerals
Brevium	Bv	234				
Bromine	Br	79 916	3 19	−7 2° C (−19 4° F)	I or VII	Mainly in sea water and other natural brines
Cadmium	Cd	112 41	8 65	231° C (448° F)	II	In small amount in zinc ores
Calcium	Ca	40 08	1 6–1 8	Bright redness	II	In limestone and abundantly in other rocks
Carbon	C	12 00	3 52‡	Infusible	IV	In coal limestone and all organic matter
Cerium	Ce	140 13	6 7	Below silver	III or IV	In cerite and other rare minerals
Cesium	Cs	132 91	1 88	26 5° C (80° F)	I	In lepidolite pollucite and mineral springs
Chlorine	Cl	35 457	1 33†	−75 6° C (−104 8° F)	I or VII	In common salt (NaCl) and other chlorides
Chromium	Cr	52 01	7 3	Above platinum	II or VI	Mainly in chrome iron ore
Cobalt	Co	58 94	8 96	1500° C (2732° F)	II or VIII	In many metallic ores
Columbium (*niobium*)	Cb	93 3	Above 7		V	In columbite and other rare minerals
Copper (*cuprum*)	Cu	63 57	8 9	1083° C (1981° F)	I or II	Native and in many ores
Coronium (*hypothetical*)						
Didymium See *Praseodymium*	Di					
Dysprosium	Dv	162 46				
Erbium	Er	165 20			III	In rare minerals as gadolinite etc
Europium	Eu	152 0				
Ferrum See *Iron*						
Fluorine	F	19 00			I or VII	In fluorite (CaF_2) and other minerals
Gadolinium	Gd	157 3			III	In rare minerals, as gadolinite etc
Gallium	Ga	69 72	5 95	30 1° C (86° F)	III	In certain zinc blendes
Germanium	Ge	72 60	5 47	900° C (1652° F)	IV	In argyrodite a rare mineral
Glucinum (*beryllium*)	Gl					
Gold (*aurum*)	Au	197 2	19 3	1063° C (1945° F)	I or III	Generally free rarely combined in various ores
Hafnium	Ha	178 6				With zirconium
Helium	He	4 002				In cleveite and several other rare minerals
Holmium	Ho	163 5				
Hydrargyrum See *Mercury*						
Hydrogen	H	1 0078	0 025†	−200° C †(−328° F)	I	Mainly in water (H_2O)
Illinium	Il	147 2 (?)				
Indium	In	114 8	7 4	176° C (348° F)	III	In certain zinc ores
Iodine	I	126 92	4 95	114° C (237 2° F)	I or VII	Mainly in sea weed ashes
Ionium	Io	230				
Iridium	Ir	193 1	22 4	1950° C (3542° F)	II or IV	In iridosmin
Iron (*ferrum*)	Fe	55 84	8	1530° C (2786° F)	II or IV	As oxide and sulphide and in nearly all rocks
Kalium See *Potassium*						
Krypton	Kr	83 7				

TABLE OF CHEMICAL ELEMENTS.—(*Continued*)

Name	*Symbol*	*Atomic Weight*	*Specific Gravity**	*Fusing-point or Melting-point, Degrees C. and F.*	*Valence*	*Where and How Found*
Lanthanum	La	138.92	6 1		III	In cerite and other rare minerals.
Lead (*plumbum*)	Pb	207 22	11 36	327° C. (620.3° F.).	II or IV	In galena (PbS) and other ores.
Lithium	Li	6 940	0 585	180° C. (356° F).	I	In lepidolite, spodumene, and some rare minerals.
Lutecium	Lu	175.0				
Magnesium	Mg	24 32	1 75	Ab't 430° C. (806° F.).	II	In sea-water, magnesite, and many rocks.
Manganese	Mn	54.93	7 2	Above iron.	II or VII	In pyrolusite and many other minerals.
Masurium	Ma	98 6(?)				
Mercury (*hydrargyrum*)	Hg	200 61	13 596	−39° C. (−38° F.).	I or II	Native and in cinnabar (HgS).
Molybdenum	Mo	96 0	8 6	Very high.	II or VI	Mainly as molybdenite (MoS_2).
Natrium. See *Sodium*.						
Neodymium	Nd	144 27	About 6.5		III or IV	In cerite and other rare minerals
Neon	Ne	20 183				
Nickel	Ni	58 69	8 9	1450° C. (2642° F.).	II or VIII	In many metallic ores.
Niobium. See *Columbium*.	Nb					
Nitrogen	N	14 008	0 38‖		V	In the atmosphere and organic matter.
Osmium	Os	191 5	22 48	Nearly infusible.	II or VII	In iridosmin and native platinum.
Oxygen	O	16 0000	1.11§		II or VI	Free in air. (Forms one-half the earth's crust, combined.)
Palladium	Pd	106 7	12 1	1500° C. (2732° F.).	II or IV	Native and with platinum and gold.
Phosphorus	P	31.02	1 84	44.2° C. (112° F).	V	In bones and in apatite and many minerals
Platinum	Pt	195 23	21 5	1775° C. (3227° F.).	II or IV	Mainly as native platinum in river-gravels.
Plumbum. See *Lead*.						
Polonium	Po	210				
Potassium (*kalium*)	K	39 096	0 86	62.5°C. (144.5° F.).	I	In wood-ashes and rocks.
Praseodymium (*didymium*)	Pr	140 92	About 6 5		III or IV	In cerite and other rare minerals.
Protoctinium	Pa					
Radium	Ra	225 97			II	In pitch-blende.
Radon	Rn	222				Radium emanation.
Rhenium	Re	186 31				
Rhodium	Rh	102 91	12 1	2000° C. (3632° F.).	II or VIII	With platinum and iridosmin.
Rubidium	Rb	85 44	1 52	38.5° C. (101.3° F.).	I	In lepidolite and some mineral springs.
Ruthenium	Ru	101 7	12 26	Nearly infusible.	II or VII	With platinum and iridosmin.
Samarium	Sa	150 43			III	In samarskite, cerite, and other rare minerals.
Scandium	Sc	45 10			III	In gadolinite and other rare minerals.
Selenium	Se	78 96	4 5	217° C. (422.6° F.).	II or VI	Mainly in sulphur as an impurity.
Silicon	Si	28 06	2 48	Above 800° C. (1472° F.).	IV	In quartz (SiO_2). (Most abundant element after oxygen.)
Silver (*argentum*)	Ag	107 880	10 5	961° C. (1762° F.).	I	Native and in many ores.
Sodium (*natrium*)	Na	22 997	0 97	95.6° C. (204° F.).	I	In common salt (NaCl) and many rocks.
Stannum. See *Tin*.						
Stibium. See *Antimony*.						
Strontium	Sr	87 63	2 5	Red heat.	II	In celestite and strontianite.
Sulphur, sulfur	S	32 06	2 07	114.5° C. (238° F).	II or VI	Native and in many natural sulphides and sulphates.
Tantalum	Ta	181.4	Above 10	2900° C. (5252°F.).	V	In tantalite and other rare minerals.
Tellurium	Te	127 61	6.23	455° C. (851° F.).	II or VI	In several rare minerals.
Terbium	Tb	159 2			III	In rare minerals, as gadolinite, etc.

TABLE OF CHEMICAL ELEMENTS.—(*Concluded*)

Name	*Symbol*	*Atomic Weight*	*Specific Gravity**	*Fusing-point or Melting-point, Degrees C. and F.*	*Valence*	*Where and How Found*
Thallium	Tl	204 39	11 19	239.9° C. (463.8° F.).	I or III	In pyrites and in flue dust of sulphuric-acid works.
Thorium	Th	232.12	11.23	Almost infusible.	IV	In thorite and other rare minerals.
Thoron	Tn	220.				
Thulium	Tm	169 4	. . . .	. . . . .	III	In rare minerals, as gadolinite, etc.
Tin (*stannum*)	Sn	118 70	7 25	232° C. (449° F.).	II or IV	Mainly in cassiterite (SnO_2).
Titanium	Ti	47 90	. . . . .	Not fusible.	V	Widely diffused in rocks and clays, in small amounts.
Tungsten (*wolframium*)	W	184 0	19 26	3000° C. (5432° F.).	IV or VI	Mainly in wolframite ($MnFeWO_4$).
Uranium	U	238 14	18.69	Very high.	II or VI	In pitch-blende and other rare minerals.
Vanadium	V	50 95	5.87	In oxyhydric flame	V	In vanadinite and other rare minerals
Virginium	?	?				
Wolframium. See *Tungsten*.						
Xenon.	Xe	131 3	. . . . .	. . . . .	. . . .	. . . . .
Ytterbium (*neoytterbium*)	Yb	173 04	. . . . .	. . . . .	III	In rare minerals, as gadolinite, etc.
Yttrium	Yt	88.92	. . . . .	. . . . .	III	In gadolinite and other rare minerals.
Zinc (*sincum*)	Zn	65 38	7.12	419° C. (786° F.).	II	In ores, as oxide, silicate, sulphide, and carbonate.
Zirconium	Zr	91 22	4 15	Above sulphur.	IV	In zircon and other rare minerals.

* The factors in the columns of specific gravities and melting-points naturally vary with the form which the element takes (*e. g.*, in carbon the specific gravity varies as diamond, charcoal, or lampblack is taken), but so far as possible the factor of the most typical form is given.

† Of the liquid element. ‡ Diamond. ‖ Of the liquid at 0° C. § Of the liquid at −181° C.

Elliot's position (*el'-e-ot*) [John Wheelock *Elliot*, American surgeon, 1852–]. The patient is placed in the position of a double inclined plane by means of a pillow or cushion under the small of the back.

Elliot's sign (*el'-e-ot*) [George T. *Elliot*, American dermatologist, 1855–]. A skin lesion with an indurated or infiltrated border is syphilitic.

Elliot-Smith, area paraterminalis of. A space on the mesial aspect of the embryonic cerebral hemisphere. **E.-S., fasciculus præcommissuralis of,** the peduncle of the corpus callosum in the embryo.

Ellis' ligament. That part of the rectovesical fascia that extends to the side of the rectum. **E.'s line,** or **curve** the curved line followed by the upper border of a pleuritic effusion or a hydrothorax. **E.'s sign,** during resorption of a pleuritic exudate, the upper border of dullness forms a curve convex toward the head, the highest point of which lies laterally.

Ellis-Damoiseau's curve. See *Ellis' sign* and *line*.

elm. See *ulmus*.

elodes (*e-lo'-dēz*) [ἑλώδης swampy; ἕλος, a swamp]. Marsh or paludal fever; malarial fever. **e. icterodes,** yellow fever.

elongatio, elongation (*e-lon-ga'-she-o, -shun*). 1. The process of lengthening. 2. A lengthened condition. **e. colli,** pathological lengthening of the cervix uteri through hypertrophy.

elosin (*el'-o-sin*). A remedy said to be a resinoid from the root of *Chamælirium carolinianum*. Tonic, diuretic, emmenagogue, and vermifuge.

Elsberg's solution of iodine. A 20 % solution of iodine in alcohol and ether.

Elsner's asthma (*els'-ner*) [Christopher Friedrich *Elsner*, German physician, 1749–1820]. Angina pectoris.

Elsner's method of diagnosing typhoid [Ottomar *Elsner*, German pathologist, 1869–]. Cultures are made from the stools, upon a special culture-medium composed of Holz's acid potato-gelatin with 1% of potassium iodide. Only a few forms of bacteria will grow upon this medium, and among these are *Bacterium coli* and the typhoid bacillus; these latter are of slow growth and in 24 hours are scarcely visible with low power, whereas the coli colonies have attained considerable growth. After 48 hours the typhoid cultures appear in shining aggregations as drops of water with finely molded structure, and the coli colonies are larger, more granular, and brown in color. The presence of the typhoid bacillus can also be detected in food and water by this procedure.

elutriation (*e-lū-tre-a'-shun*) [*elutriare*, to wash out]. A process whereby the coarser particles of an insoluble substance are separated from the finer by decanting the fluid after the coarser particles have settled.

elytratresia (*el-it-rat-re'-se-ah*) [*elytro-*; ἄτρητος, imperforate]. Atresia of vagina; colpatresia.

elytreurynter (*el-it-ru-rin'-ter*) [*elytro-*; εὐρύνειν, to make broad]. Same as *colpeurynter*.

elytritis (*el-it-ri'-tis*) [ἔλυτρον, vagina; ῖτις, inflammation]. Inflammation of the vagina

elytro- (*el-it-ro-*) [ἔλυτρον, vagina]. A prefix signifying relating to the vagina.

elytrocele (*el'-it-ro-sēl*) [*elytro-*; κήλη, hernia] Colpocele; vaginal hernia.

elytroclasia (*el-it-ro-kla'-se-ah*) [*elytro-*; κλάειν, to break]. Rupture of the vagina.

elytrocleisis, elytroclisis (*el-it-ro-kli'-sis*). See *colpocleisis*.

elytroid (*el'-it-roid*) [*elytro-*; εἶδος, likeness]. Like a sheath.

elytroncus (*el-it-rong'-kus*). Same as *elytrophyma*.

elytrophyma (*el-it-ro-fi'-mah*) [*elytro-*; φῦμα, a tumor]. Swelling or tumor of the vagina.

elytroplastic (*el-it-ro-plas'-tik*) [*elytro-*; πλάσσειν, to form]. Relating to elytroplasty.

elytroplasty (*el'-it-ro-plas-te*) [*elytro-*; πλάσσειν, to form]. A plastic operation upon the vagina.

elytropneumatosis (*el-it-ro-nū-mat-o'-sis*) [*elytro-*; πνεῦμα, air]. A collection of air in the vagina.

elytropolypus (*el-it-ro-pol'-ip-us*) [*elytro-*; *polypus*]. Vaginal polypus.

elytroptosis (*el-it-rop-to'-sis*) [*elytro-*; πτῶσις, a falling]. Prolapse of the vagina.

elytrorrhagia (*el-it-ror-a'-je-ah*) [*elytro-*; ῥηγνύναι, to burst forth]. Hemorrhage from the vagina.

elytrorrhaphy (*el-it-ror'-a-fe*) [*elytro-*; ῥαφή, a seam]. Suture of the vaginal wall.

elytrorrhea (*el-it-ror-e'-ah*) [*elytro-*; ῥοία, a flow]. A vaginal leukorrhea.

elytrostenosis (*el-it-ro-ste-no'-sis*) [*elytro-*; στένωσις, a contraction]. Colpostenosis; vaginal stricture

elytrotome (*el-it'-ro-tōm*) [*elytro-*; τομή, a cutting]. An instrument for performing elytrotomy.

elytrotomy (*el-it-rot'-o-me*) [*elytro-*; τομή, a cutting]. Surgical incision of the vaginal wall.

emaciation (*e-ma-se-a'-shun*) [*emaciare*, to make lean]. Loss of the fat and fulness of the flesh of the body. Leanness.

emaculation (*e-mak-ū-la'-shun*) [*emaculare*, to remove spots]. The removal of freckles or other spots from the face.

emailloblast (*e-mī'-lo-blast*) [Fr. *émail*, enamel; βλάστος, germ]. Ameloblast, or adamantoblast.

emailloid (*em'-il-oid*) [Fr. *émail*, enamel; εἶδος, resemblance]. A tumor developing from and composed of the enamel of a tooth

emanation (*em-an-a'-shun*) [*emanare*, to issue]. 1. Emission; radiation. 2. That which flows or issues from a substance; effluvium.

emanatorium (*em-an-a-to'-re-um*). A place where patients are treated by radioactive waters and the inhalation of radium emanations.

emansio (*e-man'-she-o*) [L.]. A failing. **e. mensium,** delay in the first appearance of the menses.

Emanuel's disease (*em-an'-ū-el*). A necrotic and purulent form of placentitis.

emasculation (*e-mas-kū-la'-shun*) [*emasculare*, to make impotent]. 1. Removal of the testicles; castration. 2. The removal of both testicles, and total extirpation of the penis.

emballometer (*em-bal-om'-et-er*) [ἐμβάλλειν, to throw; μέτρον, a measure]. A percussion instrument employed in connection with a stethoscope

embalming (*em-bahm'-ing*). The treatment of a cadaver with antiseptics and preservative substances to keep it from putrefying.

embarin (*em'-bar-in*). Trade name of a solution of sodium mercuric salicylsulphonate, containing some acoin.

embed (*em-bed'*). In histology, to treat a tissue with some substance, as paraffin or celloidin, which shall give it support during the process of section-cutting.

embedding (*em-bed'-ing*). The fixation of a tissue-specimen in a firm medium, in order to keep it intact during the cutting of thin sections.

embelate (*em'-bel-āt*). A salt of embelic acid.

Embelia (*em-be'-le-ah*) [*Embel*, a German traveler]. A genus of shrubs. **E. ribes,** a myrtaceous shrub that grows in Asia; it is reputed to have anthelmintic properties. Dose of the powdered fruit, ʒ j–iv; of the fluidextract ʒ j–iv

embelic acid (*em-bel'-ik*). An acid obtained from embelia, $C_{15}H_{18}O_4$; it is a crystalline powder, soluble in alcohol; ammonium embelate is used as a teniafuge.

embolalia (*em-bo-la'-le-ah*). See *embololalia*.

embole (*em'-bo-le*) [ἐμβολή, a throwing in]. 1. The reducing of a dislocation. 2. Emboly. 3. Enarthrosis. 4. Embolism.

embolectomy (*em-bo-lek'-to-me*) [*embolus*; ἐκτομη, a cutting out]. Removal of an embolus.

embolemia (*em-bol-e'-me-ah*) [*embolus*; αἷμα, blood]. 1. A state of the blood in which it is said that emboli are readily formed. 2. The presence of emboli in the blood.

embolic (*em-bol'-ik*) [*embolus*]. 1. Relating to or caused by an embolus. 2. Pertaining to emboly.

emboliform (*em-bol'-if-orm*) [*embolus*]. Resembling an embolus. **e. nucleus.** See *under nucleus*.

embolism (*em'-bo-lizm*) [*embolus*]. The obstruction of a blood-vessel, especially an artery, by a fragment of matter brought from another point. **e., air-,** obstruction of a vessel by a bubble of air. **e., fat-,** obstruction of blood-vessels by globules of fat. **e., infective,** embolism in which the emboli contain microorganisms and cause metastatic abscesses. **e., miliary,** a condition in which many small blood-vessels are the seats of emboli. **e., pigment, e., pigmental, e., pigmentary,** embolism due to melanemia and usually occurring in the spleen, liver, brain, or kidney.

emboloid (*em'-bo-loid*) [*embolus*; εἶδος, likeness]. Resembling an embolus.

embololalia (*em-bo-lo-la'-le-ah*) [*embolus*; λαλιά, babble]. The intercalation of meaningless words into the speech.

embolophrasia (*em-bo-lo-fra'-ze-ah*) [*embolus*; φράσις, speech]. Embololalia.

embolus (*em'-bo-lus*) [ἐν, in; βάλλειν, to throw; pl., *emboli*]. A particle of fibrin or other material brought by the blood-current and forming an obstruction at its place of lodgment.

emboly (*em'-bo-le*) [ἐμβολή, insertion]. The process of invagination that gives rise to a gastrula from a blastosphere or vesicular morula.

embrocation (*em-bro-ka'-shun*) [ἐμβρέχειν, to soak in]. 1. The application, especially by rubbing, of a liquid to a part of the body. 2. The liquid so applied.

embryectomy (*em-bre-ek'-to-me*) [*embryo*; ἐκτομη, a cutting out]. The surgical removal of the embryo, especially in extra-uterine pregnancy.

embryo (*em'-bre-o*) [ἐν, in; βρύειν, to swell with] 1. The product of conception up to the fourth month of pregnancy. 2. The fertilized germ of an animal.

embryocardia (*em-bre-o-kar'-de-ah*) [*embryo*; καρδία, the heart]. A condition in which the heart-sounds resemble those of the fetus, the first and second sounds being almost identical.

embryochemical (*em-bre-o-kem'-ikal*) [*embryo*; χημεία, chemistry]. Relating to the changes in the chemical distribution of nitrogen and phosphorus in the fertilized egg during development.

embryoctonic, embryoctonous (*em-bre-ok-ton'-ik, -ok'-ton-us*) [*embryo*; κτείνειν, to kill]. Abortifacient; relating to embryoctony.

embryoctony (*em-bre-ok'-to-ne*) [see *embryoctonic*]. The destruction of the living fetus; the procurement of abortion.

embryogenesis, embryogeny (*em-bre-o-jen'-es-is, em-bre-oj'-en-e*) [*embryo*; γένης, producing]. That department of biology which deals with the development of the fecundated germ.

embryogenetic, embryogenic (*em-bre-o-jen-et'-ik, em-bre-o-jen'-ik*) [*embryo*; γένης, producing]. Giving rise to an embryo.

embryogeny (*em-bre-oj'-en-e*). See *embryogenesis*

embryograph (*em'-bre-o-graf*) [*embryo*; γράφειν, to write]. A form of microscope and camera lucida for use in drawing outlines and figures in embryological study.

embryography (*em-bre-og'-ra-fe*) [*embryo*; γράφειν, to write]. A description of the embryo.

embryoid (*em'-bre-oid*) [*embryo*; εἶδος, form]. Resembling the embryo.

embryoism, embryonism (*em'-bre-o-izm, em'-bre-on-izm*). The state of being an embryo.

embryologic, embryological (*em-bre-o-loj'-ik, em-bre-o-loj'-ik-al*) [*embryo*; λόγος, science]. Relating to embryology.

embryologist (*em-bre-ol'-o-jist*) [*embryo*; λόγος, science]. One skilled in the science of embryology.

embryolemma (*em-bre-o-lem'-ah*) [*embryo*; λέμμα, a husk; *pl.*, *embryolemmata*]. The special fetal membranes, the amnion, serolemma, etc.

embryology (*em-bre-ol'-o-je*) [*embryo*; λόγος, science]. The science dealing with the development of the embryo.

embryoma (*em-bre-o'-mah*). A dermoid cyst found in the mammalian ovary and testis; regarded by Wilnis as a rudimentary embryo.

embryometrotrophia (*em-bre-o-met-ro-tro'-fe-ah*) [*embryo*; μήτρα, the womb; τρέφειν, to nourish]. The nourishment of the embryo.

embryomorphous (*em-bre-o-mor'-fus*) [*embryo*; μορφή, shape]. Like an embryo or of embryonic origin.

embryon (*em'-bre-on*). Same as *embryo*.

embryonal (*em'-bre-o-nal*). Same as *embryonic*.

embryonate (*em'-bre-o-nāt*) [*embryo*]. 1 Relating to an embryo. 2. Fecundated; containing an embryo.

embryonic (*em-bre-on'-ik*) [*embryo*]. Pertaining to the embryo. **e. abortion,** an early abortion. **e. area,** an opaque circular spot that forms on the blastoderm. **e. spot.** See *e. area*. **e. tissue,** tissue in the undifferentiated state, consisting of small, round cells

embryoniform (*em-bre-on'-if-orm*) [*embryo*; *forma*, form]. Resembling an embryo.

embryonization (*em-bre-on-i-za'-shun*). Reverting of a cell or tissue to an embryonic form of structure.

embryonoid (*em'-bre-on-oyd*) [*embryo-*; εἶδος, form. Embryoniform.

embryoplastic (*em-bre-o-plas'-tik*) [*embryo*; πλάσσειν, to form]. Participating in the formation of the embryo; it is said of cells.

embryoscope (*em'-bre-o-skōp*) [*embryo*; σκοπεῖν, to examine]. An appliance by means of which the course of development of the embryo in eggs with shells may be observed.

embryospastic (*em-bre-o-spas'-tik*) [*embryo*; σπᾶν, to draw]. Relating to fetal extraction with an instrument.

embryotocia (*em-bre-o-to'-she-ah*) [*embryo*; τόκος, birth]. An abortion.

embryotome (*em'-bre-o-tōm*) [*embryo*; τομή, section]. An instrument for performing embryotomy.

embryotomy (*em-bre-ot'-o-me*) [see *embryotome*]. The cutting up of the fetus in the uterus for the purpose of reducing its size.

embryotoxon (*em-bre-o-toks'-on*) [*embryo*; τόξον, a bow]. A condition resembling *arcus senilis* sometimes seen at birth.

embryotrophy (*em-bre-ot'-ro-fe*) [*embryo*; τροφή, nourishment]. The nutrition of the fetus.

embryulcia (*em-bre-ul'-se-ah*) [*embryo*; ἕλκειν, to draw]. 1. Forcible extraction of the fetus. 2. The operation of embryotomy.

embryulcus (*em-bre-ul'-kus*). A blunt hook, or obstetric forceps, used in performing embryulcia or in extracting the fetus.

E. M. D. P. Abbreviation of Electromotive difference of potential.

emedullate (*e-med'-ul-āt*) [*e*, out of; *medulla*, marrow]. To remove the marrow or pith from.

emergency (*e-mer'-jen-se*) [*emergere*, to rise up]. A sudden, pressing, and unforeseen occasion for action; an accident or condition unlooked for, and calling for prompt decision. **e. ration.** See under *ration*.

emergent (*e-mer'-jent*) [*emergere*, to rise up]. Sudden, unforeseen, and urgent; calling for prompt decision and action; as an emergent case.

emerod (*em'-er-od*). See *hemorrhoid*.

emesis (*em'-es-is*) [ἐμέειν, to vomit]. Vomiting.

emetamine (*em-et-am-ēn*). An alkaloid found in ipecacuanha.

emetatrophia (*em-et-at-ro'-fe-ah*) [ἔμεσις, vomiting; ἀτροφία, wasting]. Atrophy or wasting, due to persistent vomiting.

emetic (*em-et'-ik*) [see *emesis*]. 1. Having the power to induce vomiting. 2. An agent causing emesis. **e., direct, e., mechanical,** one acting directly on the nerves of the stomach. **e., indirect, e., systemic,** one acting through the blood upon the vomiting center.

emeticology. See *emetology*.

emetine (*em'-et-ēn*). An alkaloid from ipecac-root; it is emetic, diaphoretic, and expectorant. Emetic dose ¼–½ gr. (0.008–0.016 Gm.); expectorant, $\frac{1}{60}$–$\frac{1}{30}$ gr. (0.001–0.002 Gm.). Also a specific for amebiasis. Dose, subcutaneous injection ¼–¾ gr. emetine hydrochloride dissolved in sterile saline solution. See *ipecacuanha*.

emetism (*em'-et-izm*) [see *emesis*]. Poisoning from undue use of ipecac, manifested by acute inflammation of the pylorus, attended with hyperemesis and diarrhea and in some instances with paroxysms of coughing and asthmatic suffocation.

emetized (*em'-et-izd*) 1. Prepared with tartar emetic. 2. Nauseated.

emetocatharsis (*em-et-o-kath-ar'-sis*) [ἔμετος, vomiting; καθαίρειν, to purge]. Vomiting and purgation at the same time, or produced by a common agent.

emetocathartic (*em-et-o-kath-ar'-tik*) [*emesis; cathartic*]. Having power to induce vomiting and purgation.

emetology (*em-et-ol'-o-je*) [ἔμετος, vomiting; λόγος, science]. The study or science of the physi-

ology, pathology, and therapeutics of vomiting, and of the nature of emetics.

emetomania (*em-et-o-ma'-ne-ah*) [ἔμετος, vomiting; μανία, madness]. Insane desire for frequent emetics.

emetomorphine (*em-et-o-mor'-fēn*) [ἔμετος, vomiting; *Morpheus*, the god of sleep]. Apmorphine.

emetophobia (*em-et-o-fo'-be-ah*) [ἔμετος, vomiting; φόβος, fear]. Morbid dread or fear of vomiting.

E. M. F. Abbreviation of *electro-motive force*.

emiction (*e-mik'-shun*) [*e*, out; *mingere*, to void urine]. Urination.

emictory (*e-mik'-tor-e*) [*e*, out; *mingere*, to void urine]. 1. Promoting the secretion of urine. 2. A diuretic medicine.

emigration (*em-ig-ra'-shun*) [*e*, out; *migrare*, to wander]. The outward passage of a wandering-cell or leukocyte through the wall of a vessel.

eminence (*em'-in-ens*) [*eminentia*, an eminence]. A projecting, prominent part of an organ, especially of a bone. **e., arcuate**, a round protuberance on the upper aspect of the petrosa, marking the location of the superior semicircular canal. Syn., *jugum petrosum*. **e., articular**, the projection upon the zygomatic process which marks the anterior boundary of the glenoid fossa. **e., auditory.** See *auditory eminence*. **e., canine.** See *canine eminence*. **e., collateral**, a projection in the lateral ventricle of the brain between the middle and posterior horns. **e. of Doyère.** See *Doyère's eminence*. **e., frontal**, the two eminences of the frontal bone above the superciliary ridges. **e., iliopectineal**, a ridge on the upper surface of the pubic bone. **e., median**, the anterior pyramids. **e., nasal**, the prominence above the root of the nose, between the superciliary ridges **e., occipital.** 1. The ridge in the paracele corresponding to the occipital fissure, distinct in the fetus. 2. See *occipital protuberance, external*. **e., parietal**, the eminence of the parietal bone. **e., posterior portal**, the caudate lobe of the liver. **e. of the scapha**, one on the dorsal aspect of the external ear corresponding to the scapha. **e., supracondylar**, that formed by the internal or external epicondyles. **e., thenar**, the eminence on the palm at base of thumb.

eminentia (*em-in-en'-she-ah*) [L.]. An eminence. **e. abducentis**, a medial ridge on the floor of the fourth ventricle. **e. acustica**, an elevation on the floor of the fourth ventricle at the lateral triangles. **e. annularis**, the pons Varolii. **e. arcuata.** See *eminence, arcuate*. **e. articularis**, a rounded ridge on the temporal bone in front of the glenoid fossa. **e. capitata**, the head of a bone. **e. caudata**, an isthmus connecting the Spigelian lobe with the under surface of the right lobe of the liver. **e. cinerea**, the elevated base of the trigonum vagi. **e. collateralis.** See *eminence, collateral*. **e. conchæ**, the posterior projection on the pinna corresponding to the concha. **e. cruciata**, ridges intersecting in the form of a cross on the superior surface of the occipital bone. **e. cuneatus**, a slight swelling of the internal funicle near the eminence of the clava; it contains the internal cuneate nucleus. **e. facialis**, colliculus facialis. Thickening of the medullary striae in the rhomboidal fossa due to the internal genu of the facial nerve. **e. Fallopii**, a ridge on the internal wall of the tympanum. **e. fossæ triangularis**, the posterior projection on the pinna corresponding to the fossa triangularis. **e. gracilis.** See *pyramid, posterior*. **e. hepatis caudata, e. hepatis longitudinalis, e. hepatis radiata**, the lobus caudata, the Spigelian lobe of the liver. **e. intercondyloidea**, the spinous process of the tibia. **e. jugularis**, the spine-like extremity of the jugular process of the occipital bone. **eminentiæ longitudinales.** See *e. caudata*. **e mandibularis**, a bony protuberance of the inner surface of the skull, beneath the fossa mandibularis. **e. medialis**, an elevation on either side of the median line on the floor of the fourth ventricle. **e. pyramidalis**, a conical projection in the middle ear. **e. scaphæ**, the posterior projection on the pinna corresponding to the scaphoid fossa. **e. styloidea**, an elevation on the posterior wall of the tympanum. **e. teres.** See *e. abducentis*.

eminential (*em-in-en'-shal*) [*eminentia*, an eminence]. Relating to an eminence.

emissarium (*em-is-a'-re-um*) [L.]. A term for any canal or channel conveying a fluid outward. It is applied especially to the veins of the skull.

emissary (*em'-is-a-re*) [*emittere*, to send forth]. 1. An outlet. 2. Furnishing an outlet. **e. veins**, small veins piercing the skull and conveying blood outward.

emission (*e-mish'-un*) [*emittere*, to send forth]. 1. An ejaculation, or sending forth. 2. An involuntary seminal discharge.

Emmanuel movement (*em-an'-u-el*) [Emmanuel Church, Boston, where the cult originated]. A religious scheme to treat certain nervous and mental troubles by means of psychotherapy and religious exercises administered by the church authorities or others.

emmenagogue, emmenagog (*em-en'-ag-og*) [ἔμμηνα, the menses; ἀγωγός, leading]. 1. Stimulating the menstrual flow. 2. An agent that stimulates the menstrual flow. **e., direct**, one acting directly on the generative organs. **e., indirect**, one acting by relieving an underlying condition, as anemia, constipation, etc.

emmenia (*em-e'-ne-ah*) [L.]. The menses.

emmenin (*em'-en-in*). A placental hormone which causes precocious maturity in the young.

emmeniopathy (*em-en-e-op'-a-the*) [ἔμμηνα, menses; πάθος, illness]. Any menstrual disorder.

emmenology (*em-en-ol'-o-je*) [ἔμμηνα, menses; λόγος, science]. That branch of science that treats of menstruation.

emmenorrhea (*em-en-or-e'-ah*) [ἔμμηνα, menses; ῥοία, a flowing]. The menses.

Emmerich's bacillus (*em'-er-ik*) [Rudolf *Emmerich*, German bacteriologist, 1852–]. 1. The *Bacillus coli communis*. 2. The *Bacillus neapolitanus*.

Emmet's operation (*em'-et*) [Thomas Addis *Emmet*, American gynecologist, 1828–1919]. 1. Trachelorraphy; suturing of the neck of the womb. 2. A method of repairing lacerated perineum.

emmetrope (*em'-et-rōp*) [*emmetropia*]. A person whose eyes are emmetropic.

emmetropia (*em-et-ro'-pe-ah*) [ἐν, in; μέτρον, a measure; ὤψ, the eye]. Normal or perfect vision. The state of an eye in which, when accommodation is suspended, parallel rays of light are brought to a focus upon the retina.

emmetropic (*em-et-rop'-ik*) [see *emmetropia*]. Characterized by emmetropia.

emodin (*em'-o-din*) [Hind., *emodi*, rhubarb]. $C_{15}H_{10}O_5$. A glucoside that occurs with chrysophanic acid in the bark of wild cherry, in cascara sagrada, and in the root of rhubarb.

emol (*e'-mol*) [*emollire*, to soften]. A fine powder composed of talc, silica, aluminum, and a trace

of lime, miscible with water, and used as paste in the treatment of hyperkeratosis.



THOMAS ADDIS EMMET.

emollient (*e-mol'-yent*) [see *emol*]. 1. Softening; relaxing; soothing. 2. A substance used externally to soften the skin; or, internally, to soothe an irritated or inflamed surface.

emotiometabolic (*e-mo-she-o-met-ah-bol'-ik*). Producing metabolism in consequence of some emotion.

emotiomotor (*e-mo-she-o-mo'-tor*). Inducing some activity in consequence of emotion.

emotiomuscular (*e-mo-she-o-mus'-kŭ-lar*). Relating to muscular activity which is due to emotion.

emotion (*e-mo'-shun*) [*emotio*, agitation]. Mental feeling, or sentiment, with the associated agitation, and often with more or less bodily commotion. With the emotions, desire, impulse, and will are intimately associated.

emotional (*e-mo'-shun-al*). Pertaining to the emotions. **e. insanity,** insanity characterized by exaggeration of the emotions or feelings.

emotiovascular (*e-mo-she-o-vas'-kŭ-lar*). Relating to some vascular change brought about by emotion.

emotivity (*e-mo-tiv'-it-e*) [*emotio*, agitation]. The degree of one's susceptibility to emotion.

empasm (*em'-pazm*) [ἐν, on; πάσσειν, to strew]. A perfumed powder for dusting the person.

empathema (*em-path-e'-mah*) [ἐν, in; πάθημα, suffering; *pl*., *empathemata*]. A dominant or ungovernable passion or source of suffering. **e. atonicum,** hypochondriasis. **e. entonicum,** active mania. **e. inane,** harebrained and purposeless passion and excitement.

empathy (*em'-path-e*) [ἐν, in; πάθημα, feeling]. Entering into the emotional feelings of another, or ascribing such feelings to an object which stimulates them.

emphlysis (*em'-flis-is*) [ἐν, in, on; φλύσις, eruption; *pl*., *emphlyses*]. Any vesicular or exanthematous eruption.

emphractic (*em-frak'-tik*) [ἐμφράττειν, to obstruct]. 1. Obstructive; closing the pores of the skin. 2. Any agent that obstructs the function of an organ, especially the excretory function of the skin.

emphraxis (*em-fraks'-is*) [ἔμφραξις, obstruction]. Obstruction; infarction; congestion.

emphyma (*em-fi-'mah*) [ἐν, in; φῦμα, growth; *pl*., *emphymata*]. A tumor.

emphysatherapy (*em-fiz-ah-ther'-ap-e*) [ἐμφυσᾶν, to inflate; *therapy*]. The therapeutic injection of gas into a body-cavity.

emphysema (*em-fiz-e'-mah*) [ἐμφυσᾶν, to inflate]. A condition in which there is air or gas in normally airless tissues or an excess of air in tissues normally containing a certain quantity of it. **e., atrophic,** senile emphysema of the lung, characterized by a diminution in the size of the lung. **e., compensatory, e., complementary, e., essential,** pulmonary emphysema due to defective expansion of some other area of the lung in consequence of which the affected alveoli have assumed the function of a number of others and give way under the pressure. **e., cutaneous,** the presence of air or gas in the connective tissues beneath the skin, usually of the face. **e., gangrenous.** See *edema, malignant.* **e., hypertrophic.** See *e., pulmonary.* **e., interstitial,** the presence of gas in the connective tissue of a part, particularly in the connective tissue of the lung. **e., pulmonary,** a condition of the lungs characterized by a permanent dilatation of the alveoli with atrophy of the alveolar walls and the blood-vessels, resulting in a loss of the normal elasticity of the lung tissue. It is associated with dyspnea, with hacking cough and defective aeration of the blood. The chest becomes round or barrel-shaped, the right side of the heart hypertrophies, the abdominal viscera are displaced downward. The causes are a lessened resistance on the part of the lung, which may be inherited or acquired, and a distending force, which is usually expiratory in character, and consists in chronic cough, the blowing of wind-instruments, or other labor throwing a strain on the respiratory function. **e., subcutaneous.** See *e., cutaneous.* **e., substantial.** Synonym of *e. pulmonary.* **e., surgical,** distension of the subcutaneous tissue by air. **e., vesicular,** that due to dilatation of the air-vesicles.

emphysematous (*em-fiz-em'-at-us*). Affected with or of the nature of emphysema. **e. girdle.** See *emphysema.*

emphysemodyspnea (*em-fiz-e-mo-disp'-ne-ah*) [*emphysema; dyspnea*]. The dyspnea attending pulmonary emphysema.

emphytriatreusis (*em-fit-re-at-ru'-sis*) [ἔμφυτος, innate; ἰάτρευσις, treatment]. The treatment of disease by an untrained person, whether clairvoyant, medium, trance-doctor, telepathist, mesmerist, or seventh son of a seventh son.

empiric (*em-pir'-ik*) [ἐμπειρικός, experienced]. 1. Based on practical observation and not on scientific reasoning. 2. One who in practising medicine relies solely on experience and not on scientific reasoning; a quack, or charlatan.

empirical (*em-pir'-ik-al*). Empiric (1). Pertaining to an empiric (2).

empiricism (*em-pir'-is-izm*) [*empiric*]. 1. Dependence upon experience or observation. 2. Quackery.

empirin (*em-pi'-rin*). Trade name of acetylesalicylic acid.

Empis' "granulie." Acute miliary tuberculosis of the lungs.

emplastic (*em-plas'-tik*) [ἐμπλαστικός, clogging]. 1. Suitable for a plaster. 2. A constipating medicine.

emplastration (*em-plas-tra'-shun*) [*emplastrum*]. The act of applying a plaster.

emplastrum (*em-plas'-trum*) [L.; *pl.*, *emplastra*]. A plaster (*q. v.*).

emplets (*em'-plets*). Trade name of enteric-coated tablets of gland products for administration by the mouth.

empodistic (*em-pod-ıs'-tik*) [ἐμποδίζειν, to hinder]. 1. Checking; preventing. 2. A preventive remedy.

emprosthocyrtoma, emprosthocyrtosis (*em-pros-tho-sır-to'-mah, -sis*) [ἐμπρόσθεν, forward; κύρτωμα, a bending]. Lordosis.

emprosthokyphosis (*em-pros-tho-ki-fo'-sis*) [ἐμπρόσθεν, forward; *kyphosis*]. Lordosis.

emprosthotonia (*em-pros-thot-o'-ne-ah*). Same as *emprostholonos*.

emprosthotonos (*em-pros-thot'-o-nos*) [ἐμπρόσθεν, forward; τόνος, tension]. Tonic muscular spasm in which the body is bent forward.

emprosthozygosis (*em-pros-tho-zi-go'-sis*) [ἐμπρόσθεν, forward; ζυγοῦν, to join]. The condition of conjoined twins in which the fusion is anterior.

emptysis (*emp'-tıs-is*) [ἐμπτύειν, to spit upon]. Hemorrhage from the lungs; hemoptysis.

Empusa (*em-pū'-zah*) [ἔμπουσα, a hobgoblin]. A genus of fungi parasitic on living insects and causing their death.

empyema (*em-pı-e'-mah*) [ἐν, in; πύον, pus]. Pus in a cavity, especially in the pleural cavity. **e. necessitatis,** an empyema in which the pus burrows between the intercostal spaces and appears as a subcutaneous tumor. **e., pulsating,** one that transmits the pulsations of the heart to the chest-wall.

empyematous (*em-pi-em'-at-us*). Of the nature of or affected with empyema.

empyemic (*em-pi-em'-ık*). See *empyematous*.

empyesis (*em-pı-e'-sis*) [ἐμπύειν, to suppurate]. A pustular eruption, as smallpox; any disease characterized by phlegmonous pimples gradually filling with purulent fluid.

empyocele (*em-pi'-o-sēl*) [ἐν, in; πύον, pus; κήλη, tumor]. A purulent scrotal tumor.

empyomphalus (*em-pi-om'-fal-us*) [ἐν, in; πύον, pus; ὀμφαλός, navel]. A collection of pus at or about the navel.

empyreuma (*em-pi-ru'-mah*) [ἐμπύρευμα, a heating; a burnt flavor]. The odor developed in organic matter by destructive distillation.

empyreumatic (*em-pi-ru-mat'-ık*) [ἐμπύρευμα, a live coal]. Obtained from some organic substance by the aid of strong heat; as an empyreumatic oil.

empyroform (*em-pi'-ro-form*). Trade name of a product obtained from boiling birch tar with a solution of formaldehyde, and then treating it with hydrochloric acid; used externally as a sedative and antipruritic.

emulgent (*e-mul'-jent*) [*emulgere*, to milk out]. 1. Draining; applied to the renal arteries as draining out the urine. 2. An emulgent vessel. 3 Any remedy that stimulates the emunctory organs. **e. veins.** See *vein*.

emulsic (*e-mul'-sik*). Relating to emulsin.

emulsification (*e-mul-sıf-ik-a'-shun*). The process of making or becoming an emulsion.

emulsifier (*e-mul'-sif-ı-er*). An agent used to produce an emulsion from a fixed oil.

emulsify (*e-mul'-se-fi*) [see *emulsion*]. To make into an emulsion.

emulsin (*e-mul'-sın*) [see *emulsion*]. A proteid ferment contained in bitter almonds. It aids in emulsifying almond oil, and, by its action on amygdalin, liberates hydrocyanic acid.

emulsio (*e-mul'-se-o*) [L.; *pl.*, *emulsiones*]. See *emulsion*.

emulsion (*e-mul'-shun*) [*emulsum*, an emulsion]. A liquid, usually water, containing an insoluble substance in suspension.

emulsionize (*e-mul'-shun-ız*) [*emulgere*, to milk out]. To transform into an emulsion. The pancreatic juice *emulsionizes* fats.

emulsive (*e-mul'-siv*) [see *emulsion*]. 1. Forming or readily entering into an emulsion. 2. affording oil on pressure, as certain seeds.

emulsoid (*e-mul'-soyd*) [*emulsion*; εἶδος, resemblance]. An emulsion colloid

emulsum (*e-mul'-sum*) [L.]. An emulsion. The following are official: *e. amygdalæ*, *e. asafœtidæ*, *e. chloroformi*, *e. olei morrhuæ*, *e. olei morrhuæ cum hypophosphitibus*, *e. olei terebinthinæ*.

emunctory (*e-munk'-tor-e*) [*emungere*, to wipe the nose]. 1. Excretory; removing waste-products. 2. An organ that excretes waste-materials.

emundans, emundant (*e-mun'-dans, -dant*) [*emundare*, to cleanse]. Cleansing and disinfectant; applied to certain washes.

emundantia, emundants (*e-mun-dan'-she-ah, e-mun'-dants*) [see *emundans*]. Detergents.

emundation (*e-mun-da'-shun*) [see *emundans*]. 1. The act of cleansing. 2. The rectification of drugs.

emusculate (*e-mus'-kū-lāt*) [*e*, out; *musculus*, a muscle]. Without muscles.

emydin (*em'-id-in*) [ἐμύς, the fresh-water tortoise]. A white proteid substance procured from the yolk of the eggs of turtles.

enadelphia (*en-ah-del'-fe-ah*). See *inclusion, fetal*.

enamel (*en-am'-el*) [ME., *enamaile*]. The vitreous substance of the crown of the teeth. **e.-column, e.-fiber, e.-prism, e.-rod,** any one of the minute, six-sided prisms of which the enamel of a tooth is composed. **e. cuticle.** See *Nasmyth's cuticle*. **e.-organ,** the ectodermic epithelial cap or process from which the enamel of a tooth is developed.

enantesis (*en-an-te'-sis*) [ἐναντίος, opposite]. The approximation of ascending and descending blood-vessels.

enanthem (*en-an'-them*). See *enanthema*.

enanthema (*en-an-the'-mah*) [ἐν, in; ἄνθημα, bloom, eruption; *pl.*, *enanthemata*]. An eruption on a mucous membrane, or within the body, in distinction from *exanthema*.

enanthematous (*en-an-them'-at-us*) [ἐν, in; ἄνθημα, bloom, eruption]. Of the nature of or accompanied by an enanthema.

enanthesis (*en-an-the'-sis*) [ἐν, in; ἀνθεῖν, to bloom]. The process which causes an enanthema.

enanthin, œnanthin (*e-nan'-thin*). A resinous substance contained in *Œnanthe crocata*, and *Œ. fistulosa*.

enanthotoxin, œnanthotoxin (*e-nan-tho-toks'-in*), $C_{17}H_{22}O_4$. A poisonous resinoid contained in *Œnanthe crocata*. It acts as does picrotoxin in producing violent convulsions.

enanthrope (*en'-an-thrōp*) [ἐν, in; ἄνθρωπος, man]. A source of disease originating internally.

enantiobiosis (*en-an-ti-o-bı-o'-sis*) [ἐναντίος, opposite; βίος, life]. Commensalism in which the associated organisms are antagonistic to each other's development. Cf. *symbiosis*.

enantiomorphous, enantiomorphic (*en-an-te-o-mor'-fus, en-an-te-o-mor'-fik*) [ἐναντίος, opposite; μορφή, form] Similar but contrasted or reversed in form. Thus the two hands are enantiomorphous.

enantiopathic (*en-an-te-o-path'-ik*). 1. Palliative. 2. Pertaining to enantiopathy.

enantiopathy (*en-an-te-op'-ath-e*) [ἐναντίος, opposite; πάθος, disease]. A disease antagonistic to another disease.

enarkyochrome (*en-ar'-ke-o-krom*) [ἐν, in; ἄρκυς; a net; χρῶμα, color]. Nissl's term for a nerve-cell taking the stain best in the cell-body, the formed part of which is reticulate in shape.

enarthrodia (*en-ar-thro'-de-ah*). See *enarthrosis*.

enarthrodial (*en-ar-thro'-de-al*) [*enarthrosis*]. Having the character of an enarthrosis.

enarthrosis (*en-ar-thro'-sis*) [ἐν, in; ἄρθρον, a joint] A ball-and-socket joint, like that of the hip.

enarthrum (*en-ar'-thrum*) [see *enarthrosis*]. A foreign body lodged in a joint.

encanthis (*en-kan'-this*) [ἐν, in; κάνθος, canthus]. A newgrowth in the inner canthus of the eye.

encapsulation (*en-kap-sŭ-la'-shun*) [ἐν, in; *capsula*, a capsule]. The process of surrounding a part with a capsule.

encapsuled (*en-kap'-sŭld*) [see *encapsulation*]. Enclosed in a capsule or sheath.

encarditis (*en-kard-i'-tis*). Same as *endocarditis*.

encatarrhaphy (*en-kat-ar'-raf-fe*) [ἐν, in; καταῤῥάπτειν, to stitch or sew]. Permanent insertion of a tissue or organ in a part of the body where it is not normally found.

enceinte (*on(g)-sant'*) [Fr.]. With child; pregnant.

encelitis, encœlitis (*en-se-li'-tis*) [ἐν, in; κοιλία, belly; ῖτις, inflammation]. Inflammation of the abdominal viscera.

encephal (*en'-sef-al*). Same as *encephalon, q. v.*

encephalalgia (*en-sef-al-al'-je-ah*) [*encephalon*; ἄλγος, pain]. Pain in the head. **e. hydropica**, hydrocephalus.

encephalanalosis (*en-sef-al-an-al-o'-sis*) [*encephalon*; ἀνάλωσις, wasting away]. Cerebral atrophy.

encephalasthenia (*en-sef-al-as-the'-ne-ah*) [*encephalon*; *asthenia*]. Althaus' term for the cerebral form of neurasthenia; failure of brain power.

encephalatrophic (*en-sef-al-at-rof'-ik*) [*encephalo-*; ἀτροφία, wasting]. Relating to brain-atrophy.

encephalatrophy (*en-sef-al-at'-rof-fe*) [see *encephalotrophic*]. Atrophy of the brain.

encephalauxe (*en-sef-al-awks'-e*) [*encephalon*; αὔξη, increase]. Hypertrophy of the brain.

encephaledema (*en-sef-al-e-de'-mah*) [*encephalon*; *edema*]. Edema of the brain.

encephalelcosis (*en-sef-al-el-ko'-sis*) [*encephalon*; *helcosis*]. Ulceration of the brain.

encephalemia, encephalæmia (*en-sef-al-e'-me-ah*). See *encephalohemia*.

encephalic (*en-sef-al'-ik*) [*encephalon*]. Pertaining to the brain.

encephalin (*en-sef'-al-in*) [ἐγκέφαλος, the brain]. A nitrogenous glucoside from brain-tissue.

encephalion (*en-sef-a'-le-on*) [dim. of ἐγκέφαλος, the brain]. The cerebellum.

encephalitic (*en-sef-al-it'-ik*) [*encephalo-*; ῖτις, inflammation]. Relating to encephalitis.

encephalitis (*en-sef-al-i'-tis*) [*encephalon*; ῖτις, inflammation]. Inflammation of the brain. **e. epidemic.** See *e. lethargica*. **e. lethargica**, an epidemic form of encephalitis, frequently occurring with influenza, and characterized by drowsiness, apathy, muscular weakness, and paralysis of the third cranial nerve. **e. neonatorum** (Virchow), localized softening consisting of numerous yellow spots surrounded by hemorrhage; these occur most commonly in the brains of syphilitic infants. **e. periaxialis diffusa.** A disease mostly of children. It manifests itself by marked loss of hearing, speech and sight: due to cerebral inflammation. **e. post-vaccinal.** That which may follow vaccination.

encephalitogenic (*en-sef-al-it-o-jen'-ik*)[*encephalitis*; γενναν, to produce] Producing, or capable of producing, encephalitis.

encephalo- (*en-sef-al-o*) [*encephalon*]. A prefix meaning relating to the encephalon or brain.

encephalocele (*en-sef'-al-o-sēl*) [*encephalo-*; κήλη, tumor]. A hernia of the brain through a cranial fissure.

encephalocœle (*en-sef-al-o-se'-le*) [*encephalo-*; κοῖλος, hollow]. 1. The cranial cavity. 2. The ventricles of the brain.

encephalocystocele (*en-sef-al-o-sis'-to-sēl*). Hydrencephalocele.

encephalodialysis (*en-sef-al-o-di-al'-is-is*) [*encephalo-*; διά, through; λύειν, to loose]. Softening of the brain.

encephalodynia (*en-sef-al-o-din'-e-ah*) [*encephalo-*; ὀδύνη, pain]. Same as *encephalalgia*.

encephalography (*en-sef-al-og'-ra-fe*) [*encephalon*; γράφειν, to write]. Roentgenography of the brain.

encephalohemia (*en-sef-al-o-he'-me-ah*) [*encephalo-*; αἷμα, blood]. Congestion of the brain.

encephaloid (*en-sef'-al-oid*) [*encephalo-*; εἶδος, like]. 1. Resembling brain tissue. 2. Soft carcinoma. See *carcinoma, encephaloid*.

encephalolith (*en-sef'-al-o-lith*) [ἐγκέφαλος, brain, λίθος, stone]. A calculus of the brain

encephalolithiasis (*en-sef-al-o-lith-i'-as-is*) [ἐγκέφαλος, brain; λιθίασις, the formation of calculi]. The formation of brain-stones

encephalology (*en-sef-al-ol'-o-je*) [ἐγκέφαλος, brain; λόγος, science]. The anatomy, physiology, and pathology of the brain.

encephaloma (*en-sef-al-o'-mah*) [*encephalo-*; ὄμα, tumor]. 1. A tumor of the brain. 2. Encephaloid carcinoma

encephalomalacia (*en-sef-al-o-mal-a'-she-ah*) [*encephalo-*; μαλακία, softening]. Softening of the brain-substance.

encephalomeningitis (*en-sef-al-o-men-in-ji'-tis*) [*encephalo-*; *meninges*; ῖτις, inflammation]. Combined inflammation of brain and membranes.

encephalomeningocele (*en-sef-al-o-men-in'-go-sēl*) [*encephalo-*; *meningocele*]. Hernia of the membranes and brain-substance.

encephalomere (*en-sef'-al-o-mēr*) [ἐγκέφαλος, brain; μέρος, share]. Any one of the succession of natural segments of axial parts into which the brain is divisible.

encephalometer (*en-sef-al-om'-et-er*) [ἐγκέφαλος, brain; μέτρον, measure]. An instrument for measuring the cranium and locating certain brain regions.

encephalomyelic (*en-sef-al-o-mi-el'-ik*) [*encephalo-*; μυελός, marrow]. Pertaining to the brain and spinal cord, cerebrospinal.

encephalomyelitis (*en-sef-al-o-mi-el-i'-tis*). Encephalitis combined with myelitis.

encephalomyelopathy (*en-sef-al-o-mi-el-op'-ath-e*) [*encephalo-*; μυελός, marrow; πάθος, disease]. Disease affecting both brain and spinal cord.

encephalon (*en-sef'-al-on*) [ἐγκέφαλος, brain]. The brain.

encephalonarcosis (*en-sef-al-o-nar-ko'-sis*) [ἐγκέφαλος, brain; ναρκόειν, to benumb]. Stupor from some brain-lesion.

encephaloncus (*en-sef-al-ong'-kus*) [ἐγκέφαλος, brain; ὄγκος, a tumor]. See *encephalophyma*.

encephalopathy (*en-sef-al-op'-ath-e*) [*encephalo-*; πάθος, disease]. Any disease of the brain.

encephalophyma (*en-sef-al-o-fi'-mah*) [ἐγκέφαλος, brain; φῦμα, a growth]. A tumor of the brain.

encephalopyosis (*en-sef-al-o-pi-o'-sis*) [*encephalo-*; *pyosis*]. Abscess of the brain.

encephalorrhachidian, encephalorachidian (*en-sef-al-o-ra-kid'-e-an*). Same as *cerebrospinal*.

encephalorrhagia (*en-sef-al-or-a'-je-ah*) [ἐγκέφαλος, brain; ῥηγνύναι, to break forth]. Cerebral hemorrhage.

encephalosclerosis (*en-sef-al-o-skle-ro'-sis*) [*encephalo-*; σκλήρωσις, hardening]. Hardening of the brain.

encephaloscopy (*en-sef-al-os'-ko-pe*) [*encephalo-*; σκοπεῖν, to examine]. Examination of the brain.

encephalosepsis (*en-sef-al-o-sep'-sis*) [*encephalo-*; σῆψις, decay]. Gangrene of the tissue of the brain.

encephalosis (*en-sef-al-o'-sis*). The formation of an encephaloma.

encephalospinal (*en-sef-al-o-spi'-nal*) [*encephalo-*; *spina*, the spine]. Pertaining to the brain and spinal cord. **e. axis,** the cerebrospinal axis.

encephalothlipsis (*en-sef-al-o-thlip'-sis*) [*encephalo-*; θλῖψις, pressure]. Pressure on the brain.

encephalotome (*en-sef-al'-o-tōm*) [ἐγκέφαλος, brain; τομή, section]. An instrument for slicing the encephalon for examination or preservation.

encephalotomy (*en-sef-al-ot'-o-me*) [ἐγκέφαλος, brain τομή, section]. 1. The anatomy or dissection of the brain; surgical incision of the brain. 2. Obstetric craniotomy.

enchondral (*en-kon'-dral*). See *endochondral*.

enchondroma (*en-kon-dro'-mah*) [ἐν, in; χόνδρος, cartilage; ὄμα, tumor; *pl., enchondromata*]. 1. A tumor arising from or resembling cartilage in texture, etc.; chondroma. 2. A cartilaginous growth within an organ or tissue.

enchondromatous (*en-kon-dro'-mat-us*). Pertaining to enchondroma.

enchondrosarcoma (*en-kon-dro-sar-ko'-mah*). Sarcoma containing cartilaginous tissue.

enchondrosis (*en-kon-dro'-sis*) [ἐν, within; χόνδρος, cartilage· *pl., enchondroses*]. An outgrowth of cartilage from an osseous or cartilaginous structure; the process by which an enchondroma is developed.

enchylema (*en-ki-le'-mah*) [ἐν, in; χυλός, juice]. A fluid, granular substance filling the interstices of the cell-body and the nucleus.

enchyma (*en'-ke-mah*) [ἐγχεῖν, to pour in]. An organic juice elaborated from chyme, the formative juice of tissues.

enclave (*en-klav', on(g)-klahv'*) [Fr.]. Any substance enclosed within a foreign tissue, as an oil-globule in a cell; any exclave (*q. v.*) considered in relation to the part that surrounds it.

enclavement (*on(g)-klahv'-mon(g)*) [Fr.]. Retention due to a constriction; impaction, as of the head in the pelvic strait.

enclitic (*en-klit'-ik*) [ἐγκλιτικός, leaning on]. Presenting obliquely; not synclitic.

encoleosis (*en-ko-le-o'-sis*) [ἐν, in; κόλπος, sheath]. Invagination.

encolpism, encolpismus (*en-kol'-pizm, en-kol-piz'-mus*) [ἐν, in; κόλπος, the vagina]. 1. A vaginal suppository. 2. Medication by vaginal suppositories.

encolpitis (*en-kol-pi'-tis*) [ἐν, in; κόλπος, vagina]. Mucous vaginitis.

encopresis (*en-kop-re'-sis*) [κρόπος, dung]. Incontinence of feces.

encranial (*en-kra'-ne-al*). See *intracranial*.

encraty (*en'-krat-e*) [ἐγκράτεια, mastery]. Self-control; continence or strict temperance.

encyesis (*en-si-e'-sis*) [ἐγκύησις]. Pregnancy.

encysted (*en-sist'-ed*) [ἐν, in; κύστις, a cyst]. Inclosed in a cyst or capsule.

encystment (*en-sist'-ment*) [ἐν, in; κύστις, a bag]. The process of becoming encysted.

end [ME., *ende*]. The terminal point of a thing. **e.-artery,** one that does not communicate with other arteries. **e.-body,** Wassermann's term for that substance which kills the bacteria in the production of immunity to typhoid. Cf. *body, immune*. **e. brain.** See *telencephalon*. **e. brush,** the finely branched terminal expansion of an axone. **e.-bud, e.-bulb,** the terminal bulb of a nerve in the skin. **e.-gut,** the large intestine and rectum, the hindgut. **e.-organ,** the terminal part of a sensory nerve-fiber. **e.-plate.** 1. The expanded terminal of a motor nerve upon a bundle of muscular fibers. 2. The achromatic masses at the poles of the spindle in karyokinesis of *Protozoa*. **e.-plate, motorial nerve.** See *motorial end-plate*.

Endamœba, Endameba. See *Entamœba, Entameba*.

endangeitis, endangitis (*end-an-je-i'-tis, end-an-ji'-tis*) [*endo-*; ἀγγεῖον, vessel; ῖτις, inflammation]. Inflammation of the endangium.

endangic, endangidic (*end-an'-jik, end-an-jid'-ik*) [see *endangium*]. Endovascular.

endangium (*end-an'-je-um*) [*endo-*; ἀγγεῖον, vessel]. The intima or inmost coat of a blood-vessel.

endanthem (*end-an'-them*) [*endo-*; ἀνθεῖν, to bloom]. A term applied to a mucous **exanthem.**

endaortitis (*end-a-or-ti'-tis*) [*endo-*; *aorta*; ῖτις, inflammation]. Inflammation of the intima of the aorta.

endarterial (*end-ar-te'-re-al*). Within an artery.

endarteritis (*end-ar-ter-i'-tis*) [*endo-*; ἀρτηρία, artery; ῖτις, inflammation]. Inflammation of the inner coat of an artery. **e., obliterating,** arteritis obliterans, a form in which the production of new connective tissue obliterates the vessel-lumen.

endaxoneuron (*en-daks-o-nū'-ron*) [*endo-*; *axoneuron*]. A neuron whose nerve-process does not leave the spinal cord; the endaxoneurons include the column cells and the internal cells.

endectoplastic (*end-ek-to-plas'-tik*) [*endo-*; ἐκτος, outward; πλάσσειν, to form]. Applied to cells which form tissue by a metamorphosis of the protoplasm at both periphery and center.

endeictic (*en-dīk'-tik*) [ἐν, in; δεικνύναι, to show]. Symptomatic; serving as an indication.

endeixis (*en-dīks'-is*) [ἔνδειξις, a pointing out]. A symptom, sign, or indication.

endemia (*en-de'-me-ah*). An endemic disease.

endemial (*en-de'-me-al*). Pertaining to an endemic.

endemic (*en-dem'-ik*) [ἐν, in; δῆμος, a people]. Of a disease, found in a certain place more or less constantly.

endemicity, endemism (*en-dem-is'-it-e, en'-dem-izm*) [ἐν, in; δῆμος, a people]. The quality of being endemic.

endemiology (*en-de'-me-ol-o-je*) [ἐν, in; δήμος, a people; λόγος, science]. The science of endemic diseases.

endemoepidemic (*en-dem-o-ep-e-dem'-ik*). Endemic, but periodically becoming epidemic.

endepidermis (*end-ep-e-der'-mis*) [*endo-*; *epidermis*]. The inner layer of the epidermis.

endermic, endermatic (*en-der'-mik, en-der-mat' ik*) [ἐν, in; δέρμα, the skin]. Situated on or applied to the true skin; within the skin. **e. medication,** a method of administering medicines through the skin after removal of the cuticle by means of a blister.

endermism (*en'-derm-izm*). The endermatic administration of remedies. See *endermic.*

endermol (*en-der'-mol*). 1. Nicotine salicylate, used externally in pruritus. 2. A substance composed of hydrocarbons and an amide of stearic acid, used as a base for ointments.

endermosis (*en-der-mo'-sis*) [see *endermic*]. 1. A method of administering medicines through the skin, by rubbing. 2. Any herpetic affection of a mucosa.

enderon (*en'-der-on*) [ἐν, in; δέρος, skin]. The true skin or derm, together with the non-epithelial portion of the mucous membrane.

enderonic (*en-der-on'-ik*) [ἐν, in; δέρος, skin]. Pertaining to or of the nature of the enderon.

endexoteric (*en-deks-o-ter'-ik*) [*endo-*; ἐξωτερικός, outer]. Due both to internal and external causes

end-lobe (*end'-lōb*). The occipital lobe of the brain.

endo- (*en-do*) [ἔνδον, within]. A prefix meaning within.

Endo's medium (*en'-do*). A culture medium of lactose agar with sodium hydroxide, phenolphthalein, fuchsin and sodium sulphite; it was recommended as an aid in differentiating between *B. coli,* and *B. typhosus.*

endoabdominal (*en-do-ab-dom'-in-al*). Within the abdomen.

endoaneurysmorrhaphy (*en-do-an-ū-ris'-mor-af-e*). The operation of opening an aneurysmal sac and of suturing all openings inside of it.

endoangiitis (*en-do-an-je-i'-tis*) [*endo-*; ἀγγεῖον, vessel; ῖτις, inflammation]. Endoarteritis or endophlebitis.

endoaortitis (*en-do-a-or-ti'-tis*). See *endaortitis.*

endoappendicitis (*en-do-ap-en-dis-i'-tis*) [*endo-*; *appendicitis*]. Inflammation of the mucosa of the vermiform appendix.

endoarteritis (*en-do-ar-ter-i'-tis*). See *endarteritis.*

endoauscultation (*en-do-aws-kul-ta'-shun*) [*endo-*; *auscultare,* to listen to]. A method of auscultation by means of an esophageal tube passed into the stomach.

endoblast (*en'-do-blast*) [*endo-*; βλαστός, a germ]. The cell-nucleus; the internal blastema.

endoblastic (*en-do-blas'-tik*) [see *endoblast*]. 1. Having an endoblast or nucleus. 2. Pertaining to the nucleus.

endobronchitis (*en-do-brong-ki'-tis*) [*endo-*; *bronchitis*]. Inflammation of the bronchial mucosa.

endocardiac, endocardial (*en-do-kar'-de-ak, -de-al*) [*endocardium*]. Situated or arising within the heart.

endocarditic (*en-do-kar-dit'-ik*) [*endo-*; καρδία, the heart]. Pertaining to or affected with endocarditis.

endocarditis (*en-do-kar-di'-tis*) [*endocardium;* ῖτις, inflammation]. Inflammation of the endocardium or lining membrane of the heart. The condition may be acute or chronic. *Acute endocarditis* is either warty or ulcerative, both of these being microorganismal in origin. The most frequent causes of the acute form are rheumatism and the infectious fevers. The disease usually affects the valves of the left side of the heart, and gives rise to a murmur, to fever, dyspnea, and rapid pulse. In the ulcerative forms the symptoms resemble those of pyemia (hectic fever, chills, sweats, embolic processes). *Chronic* or *sclerotic endocarditis* is either a terminal process following the acute forms, or is a primary affection beginning insidiously. The latter is usually associated with general arteriosclerosis, and is due to gout, rheumatism, alcoholism, syphilis, and to other obscure causes. Both the acute and the chronic form give rise to insufficiency or obstruction of the valvular orifice, or to both combined. **e., lenta,** a subacute bacterial endocarditis

endocardium (*en-do-kar'-de-um*) [*endo-*; καρδία, the heart]. The serous membrane lining the interior of the heart.

endocarp (*en'-do-karp*) [*endo-*; καρπός, fruit]. The inner hard and stony membranous or fleshy layer of a pericarp; *e. g.,* the stone of a peach.

endoceliac (*en-do-se'-le-ak*) [*endo-*; κοιλία, ventricle or cavity]. Within one of the body cavities.

endocervical (*en do-ser'-vik-al*) [*endo-*; *cervix,* neck]. Relating to the inside of the uterine cervix.

endocervicitis (*en-do-ser-vis-i'-tis*) [*endo-*; *cervix,* neck; ῖτις, inflammation]. Inflammation of the lining membrane of the cervix uteri.

endochondral (*en-do-kon'-dral*) [*endo-*; χόνδρος, cartilage]. Situated within a cartilage.

endochorion (*en-do-ko'-re-on*) [*endo-*; *cho ion*]. The inner chorion; the vascular layer of the allantois.

endochorionic (*en-do-ko-re-on'-ik*) [*endo-*; *chorion*]. Relating to the endochorion.

endochrome (*en'-do-krōm*) [*endo-*; χρῶμα, color]. The coloring-matter, other than green, of the endoplasm of a cell, or that of diatoms or of flowers.

endochylema (*en-do-ki-le'-mah*) [*endo-*; χύλος, juice]. The semi-fluid substance filling the protoplasmic reticulum of a cell.

endochyme (*en'-do-kīm*) [*endo-*, χυμός, juice]. The formative cell-sap elaborated from the chyme.

endocolitis (*en-do-ko-li'-tis*). See *colitis.*

endocolpitis (*en-do-kol-pi'-tis*) [*endo-*; κόλπος, vagina]. Same as *encolpitis.*

endocomplements (*en-do-kom'-ple-ments*). A class of intracellular complements.

endocranial (*en-do-kra'-ne-al*). 1. Relating to the endocranium. 2. See *intracranial.*

endocranitis (*en-do-kra-ni'-tis*) [*endo-*; κρανίον, the skull; ῖτις, inflammation]. Inflammation of the endocranium; pachymeningitis externa.

endocranium (*en-do-kra'-ne-um*) [*endo-*; κρανίον, the skull]. 1. The cerebral dura. 2. The inner surface of the skull.

endocrinasthenia (*en-do-krin-as-the'-ne-ah*) [*endocrine; asthenia*]. A psychosis or neurosis due to endocrine exhaustion.

endocrine (*en'-do-krin*) [*endo-*; κρίνειν, to separate]. Any internal secretion. **e. gland,** a gland which forms some specific chemical substance within its cells, and passes it into the blood stream

endocrinism (*en-dok'-rin-izm*) [*endocrine*]. Endocrinopathy.

endocrinology (*en-do-krin-ol'-o-je*) [*endo-*; κρίνειν, to separate; λόγος science]. The study of the endocrinous glands and their secretions; the study of the internal secretions.

endocrinopathy (*en-do-krin-op'-ath-e*) [*endocrine;* πάθος, disease]. A disorder resulting from abnormality in one or more of the endocrine glands or their secretions.

endocrinous, emdocrinic (*en-dok'-rin-us, en-do-krin'-ik*) [see *endocrin*]. Pertaining to an inter-

nal secretion or to a gland producing such a secretion. **e. glands.** 1. Glands producing an internal secretion. 2. The ductless glands.

endocritic (*en-do-krit'-ik*). Same as *endocrinic*.

endocular (*end-ok'-ū-lar*). Intraocular.

endocyma (*en-do-si'-mah*) [*endo-*; κῦμα, a fetus]. A form of double monstrosity in which the parasite is contained within the body of the autosite.

endocystitis (*en-do-sist-i'-tis*). See *cystitis*.

endocyte (*en'-do-sīt*) [*endo-*; κίτος, a cell]. Any foreign substance found inside a cell.

endocytic (*en-do-sit'-ik*) [*endo-*; κίτος, a cell]. Relating to the contents of a cell.

endoderm (*en'-do-derm*) [*endo-*; δέρμα, skin]. The inner of the two primitive cell-layers of the embryo. It lines the cavity of the primitive intestine and its derivatives. Syn., *hypoblast*. See *blastoderm*.

endodermal, endodermic (*en-do-derm'-al, -ik*). Relating to the endoderm; applied to structures originating in the lower layers of the derma.

endodermis (*en-do-der'-mis*) [*endo-*; δέρμα, skin]. The layer of cells surrounding a fibrovascular cylinder.

endodiascopy (*en-do-di-as'-ko-pe*) [*endo-*; δία, through; σκοπεῖν, to examine]. Exploration by means of a Crookes tube introduced into a natural body-cavity.

endodontitis (*en-do-don-ti'-tis*) [*endo-*; ὀδούς, a tooth; ῖτις, inflammation]. Inflammation of the pulp of a tooth.

endoenteritis (*en-do-en-ter-i'-tis*). See *enteritis*.

endo-enzyme (*en-do-en'-zīm*). An intracellular enzyme, one which is not excreted but is retained in the originating cell.

endoesophagitis (*en-do-e-sof-aj-i'-tis*) [*endo-*; *esophagitis*]. Inflammation of the membrane lining the esophagus.

endoexoteric (*en-do-eks-o-ter'-ik*) [*endo-*; ἐξωτερικός, external]. Applied to a disease the origin of which is both endopathic and exopathic.

endofaradism (*en-do-far'-ad-izm*) [*endo-*; *faradism*]. The application of a faradic current to the interior of the body.

endogalvanism (*en-do-gal'-van-izm*) [*endo-*; *galvanism*]. The application of a galvanic current to the interior of the body.

endogastritis (*en-do-gas-tri'-tis*) [*endo-*; *gastritis*]. Inflammation of the mucous membrane of the stomach.

endogenesis, endogeny (*en-do-jen'-e-sis, en-doj'-en-e*) [*endo-*; γένεσις, production]. Growth within; endogenous formation.

endogenic (*en-do-jen'-ik*). Endogenous.

endogenous (*en-doj'-en-us*) [see *endogenesis*]. Produced within. Applied to spore-formation or cell-formation inside of a parent-cell.

endoglobar (*en-do-glo'-bar*). Endoglobular.

endoglobular (*en-do-glob'-ū-lar*) [*endo-*; *globus*, a ball]. Within the blood-corpuscles.

endognathion (*end-og-na'-thē-on*) [*endo-*; γνάθος, jaw]. The middle portion of the superior maxilla

endogonidium (*en-do-go-nid'-e-um*). Endogonium.

endogonium (*en-do-go'-ne-um*) [*endo-*; γόνος, seed]. A gonidium formed inside of a receptacle of parent-cell, as in the *Saprolegnieæ*.

endointoxication (*en-do-in-tok's-e-ka'-shun*). Poisoning by an endogenous toxin.

endolaryngeal (*en-do-lar-in'-je-al*) [*endo-*; *larynx*]. Within the larynx.

endolemma (*en-do-lem'-ah*). Same as neurilemma.

endolymph (*en'-do-limf*) [*endo-*; *lympha*, water]. The fluid of the membranous labyrinth of the ear.

endolymphangeal (*en-do-lim-fan'-je-al*) [*endo-*; *lympha*, lymph; ἀγγεῖον, vessel]. Situated or belonging within a lymph-vessel.

endolymphatic (*en-do-lim-fat'-ik*). Endolymphic.

endolymphic (*en-do-lim'-fik*). Relating to or of the nature of endolymph.

endolysin (*en-dol'-is-in*) [*endo-*; *lysin*]. An intracellular leukocytic bactericidal substance.

endomastoiditis (*en-do-mas-toid-i'-tis*) [*endo-*; *mastoiditis*]. Inflammation in the mastoid cavity.

endometrectomy (*en-do-met-rek'-to-me*) [*endometrium*; ἐκτομή, a cutting out]. The extirpation of the entire mucosa of the uterus through the abdomen and incised uterus.

endometrial (*en-do-me'-tre-al*) [*endo-*; μήτρα, the womb]. Pertaining to the endometrium; situated within the uterus.

endometrioma (*en-do-me-tre-o'-mah*). A tumor containing endometrial tissue.

endometriosis (*en-do-me-tre-o'-sis*) [*endometrium*]. The presence of endometrial tissue in an abnormal location.

endometritis (*en-do-me-tri'-tis*) [*endometrium*; ῖτις, inflammation]. Inflammation of the endometrium. **e., cervical.** See *endocervicitis*. **e. dissecans, e., dissecting, e. exfoliativa.** See *dysmenorrhea, menbranous*. **e. dolorosa,** painful spasms or continuous pain in the region of the uterus, believed to be due to an inflammatory lesion of the uterine mucosa localized in the fundus at the internal orifice and opening of the tubes. **e., fungous,** that in which the lining membrane is hypertrophied, with the formation of vascular granulations. Syn., *hemorrhagic endometritis*. **e., hemorrhagic.** See *e., fungous*. **e., simple,** a catarrhal inflammation of the endometrium.

endometrium (*en-do-me'-tre-um*) [*endo* ; μήτρα, uterus]. The mucous membrane lining the uterus.

endometrorrhagia (*en-do-me-tro-raj'-e-ah*). See *metrorrhagia*.

endometry (*en-dom'-et-re*) [*endo-*; μέτρον, measure] The measurement of the interior of an organ or cavity, as of the cranium.

Endomyces (*en-do-mi'-sēz*). A genus of Saccharomycetaceæ which forms spores inside the filaments, or by ascus formation, or by chlamydospores. **E. albicans,** a species found in thrush.

endomyocarditis (*en-do-mi-o-kar-di'-tis*) [*endo-*; μῦς, muscle, καρδία heart; ῖτις, inflammation]. Inflammation of both endocardium and myocardium.

endomysial (*en-do-mis'-e-al*) [*endo-*; μῦς, muscle] Pertaining to or of the nature of endomysium.

endomysium (*en-do-mis'-e-um*) [*endo-*; μῦς, muscle]. The connective tissue between the fibrils of a muscular bundle.

endonephritis (*en-do-nef-ri'-tis*) [*endo;* νεφρός, kidney; ῖτις, inflammation]. *Pyelitis. q. v.*

endoneural (*en-do-nū'-ral*) [*endo-*; νεῦρον, nerve] Relating to or situated in the interior of a nerve

endoneurial (*en-do-nū'-re-al*) [*endo-*; νεῦρον, a nerve]. Relating to the endoneurium.

endoneuritis (*en-do-nū-ri'-tis*). Inflammation of the endoneurium.

endoneurium (*en-do-nū'-re-um*) [*endo-*; νεῦρον, a nerve]. The delicate connective tissue holding together the fibrils of a bundle of nerves.

endoparasite (*en-do-par'-as-īt*) [*endo-*; παράσιτος parasite]. A parasite living within its host.

endoparasitic (*en-do-par-as-it'-ik*). Of the nature of an endoparasite.

endopathic (*en-do-path'-ik*) [*endo-*; πάθος, disease]. Pertaining to the origin of disease from conditions or causes not derived from without. See *exopathic*.

endopathy (*en-dop'-ath-e*) [*endo-*; πάθος, disease]. Any disease arising within the body.

endoperiarteritis (*en-do-per-e-ar-ter-i'-tis*). Endarteritis combined with periarteritis.

endopericarditis (*en-do-per-ik-ar-di'-tis*) [*endo-*; περί, around; καρδία, the heart; ιτις, inflammation]. Inflammation of both endocardium and pericardium.

endoperimyocarditis (*en-do-per-e-mi-o-kar-di'-tis*) [*endo-*; περί, around; μῦς, muscle; καρδία, heart; ιτις, inflammation]. Inflammation of endocardium, pericardium, and myocardium.

endoperineuritis (*en-do-per-e-nū-ri'-tis*) [*endo-*; περί, around; νεῦρον, a nerve; ιτις, inflammation]. Inflammation of both endoneurium and perineurium.

endoperitonitis (*en-do-per-it-on-i'-tis*) [*endo-*; *peritonitis*]. Synonym of *peritonitis*.

endophlebitis (*en-do-fle-bi'-tis*) [*endo-*; *phlebitis*]. Inflammation of the inner coat of a vein

endophthalmitis (*en-dof-thal-mi'-tis*) [*endo-*; ὀφθαλμός, eye; ιτις, inflammation]. Inflammation of the internal tissues of the eyeball.

endophyte (*en'-do-fīt*) [*endo-*; φυτόν, a plant]. Same as *entophyte*.

endoplasm (*en'-do-plazm*) [*endo-*; πλάσμα, a thing formed]. The inner granular protoplasm of protozoan or of a histologic cell

endoplast (*en'-do-plast*) [*endo-*; πλαστός, formed]. In biology, the nuclear body of a protozoan; the homologue of the nucleus of a histologic cell. (Huxley.)

endoplastule (*en-do-plas'-tūl*) [*endo-*; πλαστός, formed]. In biology, a small oval or rounded body, often found attached to the endoplast of a protozoan; the homologue of the nucleolus of a histologic cell Cf. *entoblast*.

endorhinitis (*en-do-ri-ni'-tis*) [*endo-*; *rhinitis*]. Inflammation of the membrane lining the nasal passages

endorrhachis (*en-do-ra'-kis*) [*endo-*; ῥάχις, the spine]. The dura mater of the spinal column.

endosalpingitis (*en-do-sal-pin-ji'-tis*) [*endo-*; σάλπιγξ, trumpet, tube; ιτις, inflammation]. Inflammation of the lining membrane of a Fallopian tube.

endosarc (*en'-do-sark*) [*endo-*; σάρξ, flesh]. The inner protoplasm of a protozoan.

endoscope (*en'-do-skōp*) [*endo-*; σκοπεῖν, to observe]. An instrument for the examination of a body-cavity through its natural outlet.

endoscopy (*en-dos'-ko-pe*) [*endo-*; σκοπεῖν, to observe]. The practice or process of using the endoscope. The examination of cavities or organs within the body by means of an endoscope.

endosepsis (*en-do-sep'-sis*) [*endo-*; σῆψις, decay]. Septicemia arising within the body.

endoskeleton (*en-do-skel'-et-on*) [*endo-*; σκελετόν, a dry body]. The internal supporting structure of an animal.

endosmic (*en-dos'-mik*). Relating to endosmosis.

endosmometer (*en-dos-mom'-et-er*) [*endosmosis*; μέτρον, a measure]. An instrument for measuring endosmosis.

endosmose (*en'-dos-mōs*). Same as *endosmosis*.

endosmosis (*en-dos-mo'-sis*) [*endo-*; ὠσμός, impulsion]. The passage of a liquid through a porous septum from without inward.

endosmotic (*en-dos-mot'-ik*) [see *endosmosis*]. Pertaining to endosmosis. **e. equivalent**, the weight of distilled water that passes into the flask of the endosmometer in exchange for a known weight of the soluble substance.

endosperm (*en'-do-sperm*) [*endo-*; σπέρμα, seed]. In biology, the albumin of a seed.

endospore (*en'-do-spōr*) [*endo-*; σπόρος, seed]. 1. A spore formed within the parent-cell. 2. The inner coat of a spore.

endosteal (*end-os'-te-al*) [*endo-*; ὀστέον, a bone]. Relating to endosteum.

endosteitis (*end-os-te-i'-tis*) [*endo-*; ὀστέον, a bone; ιτις, inflammation]. Inflammation of the endosteum.

endosteoma, endostoma (*end-os-te-o'-mah, end-os-to'-mah*) [*endo-*; ὀστέον, bone· *pl.*, *endostomata*]. A bony tumor within a bone, or in a cavity surrounded by bone

endostethoscope (*en-do-steth'-o-skōp*) [*endo-*; *stethoscope*]. A form of stethoscope for auscultation through the esophagus.

endosteum (*end-os'-te-um*) [*endo-*; ὀστέον, bone]. The vascular membranous layer of connective tissue lining the medullary cavity of bones.

endostosis (*end-os-to'-sis*) [*endo-*; ὀστέον, bone; *pl.*, *endostoses*]. Ossification of a cartilage.

endothelial (*en-do-the'-le-al*) [*endothelium*]. Pertaining to endothelium.

endothelioid (*en-do-the'-le-oid*) [*endothelium*; εἶδος, form]. Resembling endothelium

endothelioinoma (*en-do-the-le-o-in-o'-mah*) [*endothelium*; ἴς, a fiber; ὄμα, a tumor. *pl.*, *endotheliomata*]. A malignant inoma or fibroma of endothelial origin.

endotheliomyoma (*en-do-the-le-o-li-o-mi-o'-mah*) [*endothelium*; λεῖος, smooth; μῦς, muscle; ὄμα, tumor *pl.*, *endotheliomyomata*]. Endothelial and malignant leiomyoma; myosarcoma.

endotheliolysin (*en-do-the-le-ol'-is-in*) [*endothelium*; λύσις, a loosing]. A cytotoxin endowed with the capacity of dissolving endothelial cells. Syn., *hemosrhagin*.

endothelioma (*en-do-the-le-o'-mah*) [*endothelium*; ὄμα, a tumor]. A variety of sarcoma formed by the multiplication of the endothelial cells of lymphatic spaces.

endotheliomyoma (*en-do-the-le-o-mi-o'-mah*). A myoma springing from endothelium.

endotheliomyxoma (*en-do-the-le-o-miks-o'-mah*) [*endothelium*; μύξα, mucus; ὄμα, a tumor; *pl.*, *endotheliomyxomata*]. Endothelial and malignant myxoma.

endotheliorhabdomyoma (*en-do-the'-le-o-rab-do-mi-o'-mah*) [*endothelium*; ῥάβδος, a rod; μῦς, muscle; ὄμα, a tumor: *pl.*, *endotheliorhabdomyomata*]. Endothelial and malignant rhabdomyoma.

endotheliotoxin (*en-do-the-le-o-toks'-in*). See *endotheliolysin*.

endothelium (*en-do-the'-le-um*) [*endo-*; θηλή, a nipple]. The lining membrane of serous, synovial, and other internal surfaces. **e., subepithelial.** See *Débove's membrane*. **e., vascular**, that lining the heart-cavities, the blood-vessels, and lymph-vessels.

endothermic (*en-do-ther'-mik*) [*endo-*; θέρμη, heat]. Relating to the absorption of heat. **e. substances**, or **compounds**, those of which the formation is attended with an absorption of heat.

endothermy (*en'-do-ther-me*) [*endo-*; θέρμη, heat]. Production of heat in the tissues from within.

endothoracic (*en-do-tho-ras'-ik*) [*endo-*; *thorax*]. Situated or occurring within the thorax.

endothyropexy, endothyreopexy (*en-do-thi'-ro-pek-se, en-do-thi'-re-o-pek-se*). The operation of separating the thyroid from the trachea, and fixing it to one side.

endotin (*en'-do-tin*). A preparation of tuberculin, said to be pure.

endotome (*en'-do-tōm*) [*endo-; τέμνειν*, to cut]. Strong shears used in decapitation of the fetus.

endotoscope (*en-do'-to-skōp*) [*endo-; οὖς*, the ear; *σκοπεῖν*, to view]. An apparatus designed for examination of the ear and for rendering visible the movements of the tympanum.

endotoxicosis (*en-do-toks-e-ko'-sis*). Poisoning by an endotoxin.

endotoxin (*en-do-toks'-in*) [*endo-; τοξικόν*, a poison]. A toxin produced within a microorganism.

endotracheitis (*en-do-trak-e-ī'-tis*) [*endo-; tracheitis*]. Inflammation of the mucous membrane of the trachea.

endotrachelic (*en-do-trak-el'-ik*). Intracervical.

endotrachelitis (*en-do trak-el-ī'-tis*). See *endocervicitis*.

endotrypsin (*en-do-trip'-sin*) [*endo-; trypsin*] A digestive ferment resembling trypsin in its action; it is derived from yeasts.

endovascular (*en-do-vas'-kū-lar*). See *intravascular*.

endovasculitis (*en-do-vas-kū-li'-tis*). See *endangeitis*.

endovenous (*en-do-ve'-nus*). See *intravenous*. **e. medication,** the introduction of medicaments in solution into the veins.

end-plate (*end'-plāt*). A flattened disc at the ending of a motor nerve fiber in muscular tissue.

endyma (*en'-dim-ah*) [*ἔνδυμα*, garment]. The ependyma, or lining epithelial membrane of the ventricles of the brain, and of the cavity of the spinal cord.

endymal (*en'-dim-al*). Relating to the endyma.

enecation (*en-ek-a'-shun*) [*e*, out; *necare*, to kill]. Destruction of life; complete exhaustion.

enechema (*en-ek-e'-mah*) [*ἐν*, in; *ἦχημα*, sound, ringing]. Tinnitus aurium.

enecia (*e-ne'-she-ah*) [*ἠνεκής*, continuous]. A continuous fever.

enema (*en'-em-ah*) [*ἐν*, in; *ἵέναι*, to send: *pl., enemata*]. A rectal injection for therapeutic or nutritive purposes. See *alimentation, rectal*, and *clyster*. **e., blind,** introduction of a rectal tube without any fluid to aid the expulsion of gas. **e., high,** an injection into the colon.

enemose (*en'-em-ōs*) [*enema*]. Trade name of a preparation especially designed for colonic alimentation; it is a concentrated fluid made ready for use by simple dilution.

enepidermatic, enepidermic (*en-ep-e-der-mat'-ik, -der'-mik*) [*ἐν*, in; *ἐπιδέρμις*, the epidermis]. Pertaining to the treatment of disease by application to the skin.

energid (*en-er'-jid*) [*ἐνεργεῖν*, to execute]. Sachs' term for the cell-nucleus and the cytoplasm lying within its sphere of influence.

energin (*en-ur'-jin*). An artificial food prepared from protein.

energometer (*en-er-gom'-et-er*) [*energy; μέτρον*, measure]. An apparatus for measuring blood pressure.

energy (*en'-er-je*) [*ἐν*, in; *ἔργον*, work]. The capacity for doing work. All forms of energy are mutually convertible one into the other, without loss, a principle expressed in the term "conservation of energy." **e., kinetic,** the power of a body in motion. **e., latent, e., potential,** the power possessed by a body at rest, by virtue of its position, as the *potential energy* of a suspended weight.

enervate (*en'-er-vate*) [*enervare*, weakness]. To weaken.

enervation (*en-er-va'-shun*) [*enervatio*, weakness]. 1. Weakness; lassitude; languor from lack of nerve-stimulus; neurasthenia; the reduction of the strength. 2. The removal of a section of a nerve.

enesol (*en'-es-ol*). Trade name of a preparation containing salicylarsinate of mercury

engastrius (*en-gas'-tre-us*) [*ἐν*, in; *γαστήρ*, belly]. A monstrosity in which one fetus is included within the peritoneal cavity of another.

Engelmann's intermediate disk (*eng'-el-mahn*) [Theodor Wilhelm *Engelmann*, German physiologist, 1843–1909]. See *Krause's membrane*. **E.'s lateral disk,** the narrow zone of transparent homogeneous substance on each side of Krause's membrane.

engeln jelly. A jelly used in diathermy to prevent sparking burns.

English disease. Synonym of *rhachitis*. **E. sweating fever.** A contagious fever of the sixteenth century. See *anglicus sudor*.

englobing (*en-glo'-bing*) [*ἐν*, in; *globus*, a globe]. The taking in of an object by a monad, ameba, or phagocyte.

engomphosis (*en-gom-fo'-sis*) [*ἐν*, in; *γόμφος*, nail]. Gomphosis, *q. v.*

engonus (*en'-gon-us*) [*ἐν*, in; *γεννᾶν*, to produce]. 1. Native. 2. Offspring.

engorged (*en-gorjd'*) [see *engorgement*]. Congested. **e. papilla.** Choked disc; see *papillitis*.

engorgement (*en-gorj'-ment*) [Fr., *engorgement*, a choking up]. Overdistention of the vessels of a part with blood.

engram (*en'-gram*). See *mnemic hypothesis*.

enhematospores (*en-hem'-at-o-spors*) [*ἐν*, in; *αἷμα*, blood; *σπόρος*, a spore]. Ray Lankester's name for the first spores of the malarial parasite produced within the human body.

enhemospore (*en-hem'-o-spōr*). Same as *enhematospore*.

enkatarrhaphy (*en-kat-ar'-af-e*) [*ἐγκαταῤῥάπτειν*, to sew in]. The method of sewing the two sides of a furrow together to bury an epithelial structure.

enneurosis (*en-ū-ro'-sis*) [*ἐν*, in; *νεῦρον*, a nerve]. Innervation.

enomania (*e-no-ma'-ne-ah*) [*οἶνος*, wine; *μανία*, madness]. Excessive use of or desire for intoxicating liquors; insanity due to intoxication. Also, delirium tremens.

enophthalmia (*en-off-thal'-me-ah*) [*ἐν*, in; *ὀφθαλμός*, eye]. Retraction of the eyeball in the orbit.

enopthalmin (*en-of-thal'-min*). Oxytoluylmethylvinyldiacetonalkamine hydrochloride. A substance closely allied to eucaine; it is used as a mydriatic in 2 to 5 % solution.

enophthalmos (*en-of-thal'-mos*) [*enophthalmia*]. Recession of the eyeball into the orbit.

enorchismus (*en-or-kis'-mus*). See *cryptorchidism*.

enorganic (*en-or-gan'-ik*). Referring to that which is inherent in an organism.

enosimania (*en-os-e-ma'-ne-ah*) [*ἔνοσις*, trembling; *μανία*, madness]. Insanity marked by terror, in expectation of the most dreadful visitations.

enostosis (*en-os-to'-sis*) [*ἐν*, in; *ὀστέον*, bones. A tumor or bony outgrowth within the medullary canal of a bone.

enoxidase (*en-oks'-id-ās*). An oxidase causing wine to become sour.

ens (*ens'*) [*esse*, to be]. An entity; an inherent quality or power. **e. morbi**, the pathology of a disease considered apart from its etiology.

ensellure (*ahn-sel-yur'*) [Fr.]. The strongly marked curve of the dorsolumbosacral region; saddleback; often seen in Spanish women.

ensiform (*en'-sĭf-orm*) [*ensis*, a sword; *forma*, form]. Shaped like a sword. **e. appendix, e. cartilage,** the cartilaginous process at the lower extremity of the sternum.

ensisternal (*en-sis-ter'-nal*). Pertaining to the ensisternum.

ensisternum (*en-sis-ter'-num*) [*ensis*, sword; *sternum*]. The xiphisternum or ensiform cartilage.

ensomphalic (*en-som-fal'-ik*). Pertaining to an ensomphalus.

ensomphalus (*en-som'-fal-us*) [ἐν, in σῶμα, body; ὀμφαλός, navel]. A double monstrosity with practically complete and functionating organs, but united with a more or less superficial bond.

enstrophe (*en'-stro-fe*) [ἐν, in; στρέφειν, to turn]. Inversion, as of the margin of an eyelid.

entacoustic (*ent-ak-oos'-tik*) [*entos*; ἀκούειν, to hear]. Subjective auditory sensations having their origin within the ear or in its vicinity.

entad (*en'-tad*) [see *ental*]. From without inward; toward a center; the opposite of ectad.

ental (*en'-tal*) [ἐντός, within]. A surface, aspect, or structure nearer the center than that with which it is contrasted; the opposite of ectal.

entallantoic (*ent-al-an-to'-ik*) [*ento-*; *allantois*]. Located within the allantoic sac.

entamniotic (*ent-am-ne-ot'-ik*) [*ento-*; *amnion*]. Located within the folds of the manion.

Entamœba, Entameba (*ent-am-e'-bah*). A genus of *amœbæ*, including the species that are internal parasites. See *ameba*.

entamœbiasis, entamebiasis (*ent-am-e-bi'-as-is*). Infestation with *Entamœba*.

entasia, entasis (*en-ta'-se-ah, en'-tas-is*) [ἔντασις, a straining]. A generic term for spasmodic muscular action; tonic spasm.

entatic (*en-tat'-ik*) [*entasis*]. Causing spasm or strain; aphrodisiac.

ntecephalic (*ent-e-sef-al'-ik*) [*entos; encephalon*]. Applied to sensations having origin within the brain and not in the external world

entelação (*en-tel-as-ah'-yo*). A Brazilian disease characterized by repeated dysphagia attacks.

entelechy (*en-tel'-ek-e*) [ἐντελέχια, actuality]. 1. Result of action or function. 2. Vital principle.

entepicondylar (*ent-ep-e-kon'-dil-ar*) [*entos; epicondyle*]. Located at the inner aspect of the epicondyle.

entepicondyle (*ent-ep-e-kon'-dīl*) [*entos; epicondyle*]. The internal condyle of the humerus (Owen).

entèqué (*ahn-ta'-ka*) [Fr]. A curious disease of South American animals marked by the occurrence of hard spines of bone in the lungs.

entera (*en'-ter-ah*). Plural of *enteron*, *q. v.*

enteraden (*ent-er'-ad-ĕn*) [*entero-*; ἀδήν, a gland; pl., *enteradenes*]. Any gland of the intestinal tract.

enteradenitis (*en-ter-ad-en-i'-tis*) [*enteraden*; ιτις, inflammation]. Inflammation of the intestinal glands.

enteradenography (*en-ter-ad-en-og'-ra-fe*) [*enteraden*; γράφειν, to write]. A treatise on the intestinal glands.

enteradenology (*en-ter-ad-en-ol'-o-je*) [*enteraden*; λόγος, science]. The anatomy, physiology, and pathology of the intestinal glands.

enteragra (*en-ter-a'-grah*) [*entero-*; ἄγρα, seizure]. Gout in the intestine.

enteral (*en'-ter-al*) [ἔντερον, intestine]. Intestinal. See *parenteral*.

enteralgia (*en-ter-al'-je-ah*) [*entero-*; ἄλγος, pain]. Pain in the bowels.

enterangiemphraxis (*en-ter-an-je-em-fraks'-is*) [*entero-*; ἀγγεῖον, a vessel; ἔμφραξις, a stoppage]. Obstruction of the blood-vessels of the intestine.

enteratrophia (*en-ter-at-ro'-fe-ah*) [*entero-*; *atrophy*]. Intestinal atrophy.

enterauxe (*en-ter-awks'-e*) [*entero-*; αὔξη, growth]. Hypertrophy of the muscles of the intestinal wall.

enterectasis (*en-ter-ek'-tas-is*) [*entero-*; ἔκτασις, dilatation]. Dilatation of some part of the small intestine.

enterectomy (*en-ter-ek'-to-me*) [*entero-*; ἐκτομή, excision]. Excision of a part of the intestine.

enterelcosis (*en-ter-el-ko'-sis*) [*entero-*; ἕλκωσις, ulceration]. Ulceration of the bowel.

enterembole (*en-ter-em'-bo-le*) [*entero-*; ἐμβολή, insertion]. Intussusception of the intestine.

enteremia (*en-ter-e'-me-ah*) [*entero-*; αἷμα, blood]. Intestinal congestion.

enteremphraxis (*en-ter-em-fraks'-is*) [*entero-*; ἔμφραξις, a stoppage]. Intestinal obstruction.

enterepiplocele (*en-ter-ep-ip'-lo-sēl*) [*entero-*; ἐπίπλοον, caul; κήλη, hernia]. Hernia in which both bowel and omentum are involved.

enterepiplomphalocele (*en-ter-ep-ip-lom-fal'-o-sēl*) [*entero-*; ἐπίπλοον, caul; ὀμφαλός, navel; κήλη, hernia]. Umbilical hernia, with protrusion of the omentum.

enteric (*en-ter'-ik*) [ἔντερον, intestine]. Pertaining to the intestine. **e. fever,** typhoid fever.

entericoid (*en-ter'-ik-oyd*) [*enteric*; εἶδος, resemblance]. Resembling typhoid fever. **e. fever,** a fever which resembles typhoid fever but is neither typhoid nor paratyphoid.

enteritic (*en-ter-it'-ik*) [*entero-*; ιτις, inflammation]. Relating to enteritis.

enteritis (*en-ter-i'-tis*) [*entero-*; ιτις, inflammation]. Inflammation of the intestine. **e., chronic cystic,** that characterized by the formation of cystic dilatations of the intestinal glands due to stenosis of the mouths of the gland. **e., diphtheritic, e. diphtheritica,** a form in which the mucosa is covered by a flaky, whitish-gray deposit. **e. nodularis,** that characterized by hyperplastic enlargement of the lymph-nodules. **e., phlegmonous,** a secondary phenomenon due to other intestinal diseases, particularly carcinoma, ulcers of tuberculous, dysenteric, and embolic origin, and occasionally to strangulated hernia and intussusception. **e. polyposa,** that characterized by polypoid growths in the intestine resulting from proliferation of the connective tissue. **e., pseudomembranous,** a nonfebrile affection of the intestinal mucous membrane marked by periodic formation of viscous, shreddy, or tubular exudates, composed chiefly of mucin.

entero- (*en-ter-o-*) [ἔντερον, intestine]. A prefix denoting relation to the intestine.

enteroanastomosis (*en-te-ro-an-as-to-mo'-sis*). Intestinal anastomosis.

enteroapokleisis (*en-ter-o-ap-o-kli'-sis*) [*entero-*; ἀπόκλεισις, a shutting off]. The surgical exclusion of a portion of the intestine.

enterobrosis (*en-ter-o-bro'-sis*) [*entero-*; βρῶσις, an eating]. Perforation or ulceration of the intestine.

enterocele (*en'-ter-o-sēl*) [*entero-*; κήλη, hernia]. A hernia containing a loop of intestine.

enteroceliac, enterocœliac (*en-ter-o-se'-le-ak*). Relating to the abdominal cavity.

enterocentesis (*en-ter-o-sen-te'-sis*) [*entero-*; *κέντησις*, puncture]. Surgical puncture of the intestine.

enteroceptive impulses (*en'-ter-o-sep-tiv*) [*entero-*; *capere*, to take]. Afferent nerve impulses which derive their stimulation from internal organs.

enterochirurgia (*en-ter-o-ki-rur'-je-ah*) [*entero-*; *χειρουργία*, surgery]. Intestinal surgery.

enterocholecystostomy (*en-ter-o-ko-le-sis-tos'-to-me*). Same as *cholecystenterostomy*.

enterocholecystotomy (*en-ter-o-ko-le-sis-tot'-o-me*). Same as *cholecystenterotomy*.

enterocinesia. See *enterokinesia*.

enterocinetic. See *enterokinetic*.

enterocleisis (*en-ter-o-kli'-sis*) [*entero-*; *κλεῖσις*, a closing]. Occlusion of the bowel.

enteroclysis (*en-ter-ok'-lis-is*) [*entero-*; *κλύσις*, a drenching]. Injection of a large quantity of fluid into the rectum to reach the small intestine; a high enema.

enteroclysm (*en'-ter-o-klism*) [*entero-*; *κλύσμα*, a clyster]. 1. A rectal injection. 2. A syringe.

enteroclyster (*en-ter-o-klis'-ter*) [*entero-*; *clyster*]. A rectal clyster or enema.

enterocœle (*en'-ter-o-sēl*) [*entero-*; *κοιλία*, a cavity]. The abdominal cavity.

enterocolitis (*en-ter-o-ko-li'-tis*) [*entero-*; *colitis*]. Inflammation of the small intestine and of the colon.

enterocolostomy (*en-ter-o-ko-los'-to-me*) [*entero-*; *colostomy*]. Operation for the formation of a communication between the small intestine and colon.

enteroconiosis, enterokoniosis (*en-ter-o-ko-ne-o'-sis*) [*entero-*; *κονία*, dust]. Any gastrointestinal affection due to dust.

enterocyst (*en-ter'-o-sist*). An intestinal cyst.

enterocystocele (*en-ter-o-sis'-to-sēl*) [*entero-*, *κύστις*, bladder; *κήλη*, tumor]. Hernia involving the urinary bladder and the intestine.

enterocystoma (*en-ter-o-sist-o'-mah*) [*entero-*; *cystoma*]. A cystic tumor formed by the persistence of a part of the vitelline duct, opening neither externally nor into the intestinal canal.

enterocystoscheocele (*en-ter-o-sist-os'-ke-o-sēl*) [*entero-*; *κύστις*, a bladder; *ὄσχεον*, the scrotum; *κήλη*, hernia]. A hernia of the scrotum containing both intestine and bladder.

enterodialysis (*en-ter-o-di-al'-is-is*) [*entero-*; *dialysis*]. Complete division of an intestine by injury.

enterodynia (*en-ter-o-din'-e-ah*) [*entero-*; *ὀδύνη*, pain]. Pain referred to the intestines.

enteroenterostomy (*en-ter-o-en-ter-os'-to-me*) [*entero-*; *enterostomy*]. The surgical formation of a fistula between two intestinal loops.

enteroepiplocele (*en-ter-o-e-pip'-lo-sēl*). See *enterepiplocele*.

enterogastritis (*en-ter-o-gas-tri'-tis*) [*entero-*; *gastritis*]. Inflammation of the stomach and intestine.

enterogastrocele (*en-ter-o-gas'-tro-sēl*) [*entero-*; *γαστήρ*, belly; *κήλη*, tumor]. A hernia containing the gastric and intestinal walls; abdominal hernia.

enterogenetic, enterogenous (*en-ter-o-jen-et'-ik*), *en-ter-oj'-en-us*) [*entero-*; *γεννᾶν*, to produce]. Originating in the intestine.

enterograph (*en'-ter-o-graf*) [*entero-*; *γράφειν*, to write]. A myograph arranged for measuring the movements of the intestine.

enterography (*en-ter-og'-ra-fe*) [*entero-*; *γράφειν*, to write]. A treatise on or a description of the intestines.

enterohemorrhage (*en-ter-o-hem'-or-aj*) [*entero-*; *hemorrhage*]. Intestinal hemorrhage.

enterohepatitis (*en-ter-o-hep-at-i'-tis*) [*entero-*; *hepatitis*]. Combined inflammation of the intestines and liver.

enterohydrocele (*en-ter-o-hi'-dro-sēl*) [*entero-*; *hydrocele*]. Hydrocele complicated with intestinal hernia.

enteroidea (*en-ter-oyd'-e-ah*) [*entero-*]. Fevers produced by intestinal bacteria, the enteric and parenteric fevers.

enterokinase (*en-ter-o-kin'-ās*) [*entero-*; *κινεῖν*, to move]. Pawlow's name for an enzyme of the succus entericus which awakens proteolytic action by converting trypsinogen into trypsin.

enterokinesia (*en-ter-o-kin-e'-se-ah*) [*entero-*; *κινεῖν*, to move]. The motor function of the bowels, peristalsis.

enterokinetic (*en-ter-o-kin-et'-ik*). An agent having an action upon the intestinal movements.

enterol (*en'-ter-ol*). A mixture of cresols used as an intestinal antiseptic. Dose 15–75 gr. (1–5 Gm.) of a solution of 0.02 Gm. in 100 Cc. of water, daily.

enterolith (*en'-ter-o-lith*) [*entero-*; *λίθος*, a stone]. A concretion formed in the intestine.

enterolithiasis (*en-ter-o-lith-i'-as-is*) [*entero-*; *lithiasis*]. The formation of intestinal calculi.

enterologist (*en-ter-ol'-o-jist*) [*entero-*; *λόγος*, science]. One who concerns himself with the study of the intestines and their disorders.

enterology (*en-ter-ol'-o-je*) [*entero-*; *λόγος*, science]. The science of the intestinal viscera; the anatomy, physiology, pathology, and hygiene of the intestines.

enteromalacia (*en-ter-o-mal-a'-se-ah*) [*entero-*; *μαλακία*, softness]. Pathological softening of the bowel-walls.

enteromenia (*en-ter-o-me'-ne-ah*) [*entero-*; *μήν*, month]. Vicarious menstruation by the bowel.

enteromere (*en-ter'-o-mēr*) [*entero-*; *μέρος*, a part]. One of the primitive transverse divisions of the embryonic alimentary tract.

enteromerocele (*en-ter-o-me'-ro-sēl*) [*entero-*; *μηρός*, thigh; *κήλη*, hernia]. Femoral hernia involving the intestine.

enteromesenteric (*en-ter-o-mes-en-ter'-ik*) [*entero-*; *mesentery*]. Pertaining to the intestine and the mesentery. **e. fever**, typhoid fever

enterometer (*en-ter-om'-et-er*) [*entero-*; *μέτρον*, a measure]. An instrument to measure the lumen of the small intestine.

enteromphalus (*en-ter-om'-fal-us*) [*entero-*; *ὀμφαλός*, the navel]. An umbilical hernia of intestine.

enteromycosis (*en-ter-o-mi-ko'-sis*) [*entero-*; *mycosis*]. Intestinal mycosis.

enteromyiasis (*en-ter-o-mi-i'-as-is*) [*entero-*; *μυῖα*, a fly]. Intestinal disease due to the presence of the larvæ of flies.

enteron (*en'-ter-on*) [*ἔντερον*, intestine· *pl.*, *entera*]. 1. The intestinal or alimentary canal, exclusive of these parts that are of ectodermal origin. 2. The intestine.

enteroncus (*en-ter-ong'-kus*) [*entero-*; *ὄγκος*, mass]. A tumor of the bowel.

enteroparalysis (*en-ter-o-par-al'-is-is*) [*entero-*; *paralysis*]. Paralysis of the intestine.

enteropathy (*en-ter-op'-ath-e*) [*entero-*; *πάθος*, disease]. Any disease of the intestine.

enteropexia (*en-ter-o-peks'-e-ah*) [*entero-*; *πῆξις*, fixation]. Fixation of a portion of the intestine to the abdominal wall, for the relief of enteroptosis, splanchnoptosis, etc.

enteropexy (*en-ter-o-peks'-e*). See *enteropexia*.

enterophthisis (*en-ter-off'-this-is*) [*entero-*; *φθίσις*, wasting]. Intestinal tuberculosis.

enteroplastic (*en-ter-o-plas'-tik*) [*entero-*; *πλαστικός*, formed]. Pertaining to enteroplasty.

enteroplasty (*en'-ter-o-plas-te*) [*entero-*; *πλάσσειν*, to form]. A plastic operation upon the intestine.

enteroplegia (*en-ter-o-ple'-jy-ah*) [*entero-*; *πληγή*, a stroke]. Paralysis of the bowels.

enteroplex (*en-ter-o-pleks'*) [*entero-*; *πλέξειν*, to interlace] See *enteroplexia*

enteroplexia, enteroplexy (*en-ter-o-pleks'-e-ah, en'-ter-o-pleks-e*) [*entero-*; *πλέξειν*, to interlace]. A method of treatment of wounds of the intestine in which union of the bowel is obtained by different means, but particularly by an apparatus, the *enteroplex*, without the use of needle and thread. The *enteroplex* is formed of two aluminum rings so constructed that they will fit the one into the other. These are inserted into the cut ends of the bowel, and then the two are pressed together, the intestinal walls being brought into apposition.

enteroproctia (*en-ter-o-prok'-she-ah*) [*entero-*; *πρωκτός*, anus]. The existence of an artificial anus, or of an opening into the bowel for fecal discharge.

enteroptosis (*en-ter-op-to'-sis*) [*entero-*; *πτῶσις*, a fall]. Prolapse of the intestine. See *Stiller's sign*. **e., Landau's form of,** that due to relaxation of the abdominal walls and pelvic floor.

enteroptotic (*en-ter-op-tot'-ik*). Pertaining to, or suffering from, enteroptosis.

enteropyra (*en-ter-o-pi'-rah*) [*entero-*; *πῦρ*, a fire]. 1. Enteritis 2. Typhoid fever. **e. asiatica,** cholera. **e. biliosa,** bilious fever.

enterorose (*en'-ter-or-ōs*). A dietetic recommended in gastrointestinal catarrh; a yellow powder miscible with water. Dose 2 dr. (8 Gm.) several times daily.

enterorrhagia (*en-ter-or-aj'-e-ah*) [*entero-*; *ῥηγνύναι*, to burst forth]. Intestinal hemorrhage.

enterorrhaphy (*en-ter-or'-a-fe*) [*entero-*; *ῥαφή*, suture]. Suture of the intestine. **e., circular,** the suturing of a completely divided intestine.

enterorrhea (*en-ter-or-e'-ah*) [*entero-*; *ῥοία*, a flow]. Diarrhea.

enterorrheuma (*en-ter-or-ru'-mah*) [*entero-*; *ῥεῦμα*, a flowing] Intestinal rheumatism.

enterorrhexis (*en-ter-or-eks'-is*) [*entero-*; *ῥῆξις*, rupture]. Rupture of the bowel

enterosarcocele (*en-ter-o-sar'-ko-sēl*) [*entero-*; *σάρξ*, flesh; *κήλη*, a hernia]. Intestinal hernia with sarcocele.

enterosarcoma (*en-ter-o-sar-ko-mah*) [*entero-*; *sarcoma*] Sarcoma of the intestine.

enteroscheocele (*en-ter-os'-ke-o-sēl*) [*entero-*; *δσχεον*, scrotum; *κήλη*, hernia]. A scrotal hernia containing intestine

enteroscope (*en'-ter-o-skōp*) [*entero-*; *σκοπεῖν*, to examine]. An instrument for examining the inside of the intestine by means of electric light.

enterosepsis (*en-ter-o-sep'-sis*) [*entero-*; *sepsis*]. Intestinal toxemia or sepsis.

enteroseptyl (*en-ter-o-sep'-til*). Trade name of a trinaphthyl phosphate, used as an intestinal antiseptic.

enterosis (*en-ter-o'-sis*) [*entero-*; *νόσος*, disease· *pl.*, *enteroses*] Any intestinal disease

enterospasm (*en'-ter-o-spasm*) [*entero-*; *σπασμός*, spasm]. Spasmodic colic.

enterostasis (*en-ter-os'-tas-is*) [*entero-*; *στάσις*, a standing]. Intestinal stasis, delay in the passage of the intestinal contents.

enterostaxis (*en-ter-o-staks'-is*) [*entero-*; *στάξις*, oozing]. Trickling of blood from the intestinal mucous membrane.

enterostenosis (*en-ter-o-ste-no'-sis*) [*entero-*; *στένωσις*, contraction]. Stricture or narrowing of the intestinal canal.

enterostomy (*en-ter-os'-to-me*) [*entero-*; *στόμα*, mouth]. The formation of an artificial opening into the intestine through the abdominal wall.

enterotome (*en'-ter-o-tōm*) [*entero-*; *τέμνειν*, to cut]. An instrument for cutting open the intestine.

enterotomy (*en-ter-ot'-o-me*) [see *enterotome*]. Incision of the intestine.

enterotoxication (*en-ter-o-toks-e-ka'-shun*) [*entero-*; *τόξικον*, a poison]. Intestinal autointoxication.

enterotoxism (*en-ter-o-toks'-izm*) [*entero-*; *τοξικόν*, poison]. A pathological condition due to the action of microorganisms on food-materials contained in the intestine.

enterotyphus (*en-ter-o-ti'-fus*) [*entero-*; *typhus*]. Typhoid fever.

enterovaginal (*en-ter-o-vaj'-in-al*). Intestinovaginal; relating to the intestines and the vagina.

enterozoon (*en-ter-o-zo'-on*) [*entero-*; *ζῷον*, an animal; *pl.*, *enterozoa*]. An animal parasite of the intestine.

enteruria (*en-ter-ū'-re-ah*) [*entero-*; *οὖρον*, urine]. The vicarious occurrence of urinary constituents in the intestine.

enthelioma (*en-the-le-o'-mah*) [*ἐντός*, within; *ἕλκος*, an ulcer; *ὄμα*, a tumor]. A comprehensive term including papilloma and adenoma.

enthelminth (*en-thel'-minth*) [*ἐντός*, within; *ἕλμινς*, a worm]. A parasitic intestinal worm.

entheomania (*en-the-o-ma'-ne-ah*) [*ἔνθεος*, inspired; *μανία*, madness]. Mania in which the patient believes himself to be inspired; religious, insanity

enthesis (*en'-thes-is*) [*ἐν*, in; *τιθέναι*, to place]. The employment of non-living material to take the place of lost tissue.

enthetic (*en-thet'-ik*) [*ἐντιθέναι*, to put in]. Introduced; coming from without, applied especially to syphilitic and other specific contagious diseases. Exogenous.

enthlasis (*en'thla-sis*) [*ἐνθλᾶν*, to indent]. A depressed, comminuted fracture of the skull.

entiris (*en-ti'-ris*) [*ἐντός*, within, *iris*]. The uvea of the iris, forming its inner and pigmentary layer.

ento- (*en-to-*) [*ἐντός*, within]. A prefix denoting within, inside, inner, internal.

entoblast (*en'-to-blast*) [*ento-*; *βλαστός*, a bud, germ]. The nucleolus or germinal spot. Endoblast.

entoccipital (*ent-ok-sip'-it-al*) [*ento-*; *occiput*]. Situated entad of the occipital gyrus or fissure.

entocele (*en'-to-sēl*) [*ento-*; *κήλη*, hernia] Internal hernia (as through the diaphragm); ectopia; morbid displacement of an internal organ.

entoceliac, entocelian (*en-to-se'-le-ak, en-to-se'-le-an*) [*ento-*; *κοιλία*, hollow]. Situated within a brain-cavity or ventricle.

entocelic, entocœlic (*en-to-se'-lik*) [*ento-*; *κοιλία*, a cavity]. Within the intestine.

entocentral (*en-to-sen'-tral*) [*ento-*; *center*]. Near the center and on the inner aspect.

entochoroidea, entochorioidea (*en-to-ko-roi'-de-ah, -ko-re-oi-de'-ah*) [*ento-*; *choroid*]. The inner lining of the choroid membrane of the eye, made up mainly of capillaries.

entocinerea (*en-to-sin-e'-re-ah*) [*ento-; cinereus*, ashy]. The gray brain-substance surrounding the cavities of the brain and spinal cord.

entocondylar (*en-to-kon'-dil-ar*) [*entocondyle*]. Pertaining to an inner condyle.

entocondyle (*en-to-kon'-dil*) [*ento-; condyle*]. An inner condyle, as of the humerus of the femur.

entoconid (*en-to-ko'-nid*) [*ento-; κῶνος*, cone]. The inner and posterior cusp of a lower molar tooth.

entocornea (*en-to-kor'-ne-ah*) [*ento-: cornea*]. That part of Descemet's membrane that lines and adheres to the inner surface of the cornea.

entocranial (*en-to-kra'-ne-al*). See *intracranial*.

entocuneiform (*en-to-kū-ne'-if-orm*) [*ento-; cuneiform*]. The inner cuneiform bone of the foot.

entocyte (*en'-to-sīt*) [*ento-; κύτος*, cell]. The contents of a cell, including nucleus, nucleolus, granulations, etc.

entoderm (*en'-to-derm*) [*ento-; δέρμα*, skin]. The simple cell-layer lining the cavity of the primitive intestine; the hypoblast. Endoderm.

entoectad (*en-to-ek'-tad*) [*ento-; ἐκτός*, external; *ad*, to]. From within outward.

entogastric (*en-to-gas'-trik*) [*ento-; γαστήρ*, stomach]. Relating to the interior of the stomach.

entogenous (*en-toj'-en-us*). See *endogenous*.

entoglossal (*en-to-glos'-al*) [*ento-; γλῶσσα*, tongue]. Situated within the tongue

entogluteus (*en-to-glu-te'-us*) [*ento-; gluteus*]. The gluteus minimus muscle. See *muscles, table of*.

entohyal (*en-to-hi'-al*). Hyoid and on the inner aspect.

entohyaloid (*en-to-hi'-al-oid*) [*ento-; hyaloid*]. Located within the vitreous body.

entomarginal (*en-to-mar'-jin-al*). Near the margin and internal.

entome (*en'-tōm*) [*ἐν*, in, *τομή*, cut]. A knife for dividing a urethral stricture.

entomere (*en'-to-mēr*) [*ento-; μέρος*, a part]. In embryology, one of the cells forming the center of the mass of blastomeres in the developing mammalian ovum, the outer blastomeres being called *ectomeres*

entomiasis (*en-to-mi'-a-sis*) [*ἔντομον*, an insect] Any pathological condition due to infestation with insects

entomion (*en-to'-me-on*) [*ἐντομή*, notch] The point where the parieta notch of the temporal bone receives the anterior extension of the mastoid angle of the parietal

entomography (*en-to-mog'-ra-fe*) [*ἔντομον*, an insect; *γράφειν*, to write] A treatise on insects.

entomology (*en-to-mol'-o-je*) [*ἔντομον*, insect; *λόγος*, science] That department of zoology devoted to the description of insects.

entonia (*en-to'-ne-ah*) [*ἐντονία*, tension] Rigidity or tension of a voluntary muscle, tonic spasm.

entonic (*en-ton'-ik*) [*entonia*]. Characterized by entonia, or by violent tonic spasm.

entoparasite (*en-to-par'-as-īt*) [*ento-; parasite*]. An internal parasite; an entozoan or entophyte.

entopectoralis (*en-to-pek-tor-a'-lis*) [*ento-; pectoralis*]. The pectoralis minor muscle. See *muscles, table of*.

entoperipheral (*en-to-per-if'-er-al*) [*ento-; peripheral*]. Originating or situated within, and not upon the periphery.

entophthalmia (*en-toff-thal'-me-ah*) [*ento-; ophthalmia*]. Inflammation of the internal parts of the eyeball.

entophyte (*en'-to-fīt*) [*ento-; φυτόν*, a plant]. A vegetable parasite living within the body of its host, as, *e. g.*, a bacterium.

entopic (*en-top'-ik*) [*ἐν*, in; *τόπος*, place]. Situated in its proper place, as distinguished from *ectopic*.

entoplasm (*en'-to-plazm*). See *endoplasm*.

entoplastic (*en-to-plas'-tik*) [*ento-*; within; *πλάσσειν*, to form]. Same as *endoplastic*.

entopterygoid (*en-to-ter'-e-goid*) [*ento-; πτέρυξ*, a wing; *εἶδος*, resemblance]. 1. Like a wing and situated entad. 2. Owen's name for the pterygoid process of the sphenoid. 3. E. Coues' name for the internal pterygoid muscle.

entoptic (*en-op'-tik*) [*ento-; ὀπτικός*, pertaining to vision]. Pertaining to the internal parts of the eye. **e. phenomena**, visual sensations generated within the eye.

entoptoscopic (*en-top-to-skop'-ik*). Relating to entoptoscopy.

entoptoscopy (*en-top-tos'-ko-pe*) [*ento-; ὤψ*, eye; *σκοπεῖν*, to inspect]. The investigation or observational study of the anterior of the eye, or of the shadows within the eye.

entorbital (*ent-orb'-it-al*). Located on the inner part of the orbital lobe or entad of its orbital fissure.

entoretina (*en-to-ret'-in-ah*) [*ento-; retina*] The innermost layer of the retina, itself composed of five layers, and an inner limiting membrane.

entorrhagia (*en-tor-a'-je-ah*) [*ento-; ῥηγνύναι*, to burst forth]. Internal hemorrhage

entosarc (*en'-to-sark*). See *endosarc*.

entosphenoid (*en-to-sfen'-oid*) [*ento-; sphenoid*]. Sphenoid and internal.

entosthoblast (*en-tos'-tho-blast*) [*ἔντοσθε*, from within; *βλαστός*, germ]. The supposed nucleus of a nucleolus

entostosis, entosteosis (*en-tos-to'-sis, -tos-te-o'-sis*) [*ento-; ὀστέον*, bone]. An osseous growth within a medullary cavity.

entosylvian (*en-to-sil'-ve-an*). Within the Sylvian fissure.

entothalamus (*en-to-thal'-am-us*) [*ento-; thalamus*]. Spitzka's name for the inner gray thalamic zone.

entotic (*ent-o'-tik*) [*ento-; οὖς*, ear]. Pertaining to the internal parts of the ear.

entotorrhea (*ent-o-tor-e'-ah*) [*ento-; otorrhea*]. Internal otorrhea.

entotrochanter (*en-to-tro-kan'-ter*) [*ento-; trochanter*] The lesser trochanter.

entotympanic (*en-to-tim-pan'-ik*) [*ento-; tympanum*]. Located within the tympanum.

entozoal (*en-to-zo'-al*) [*ento-; ζῷον*, an animal]. Caused by or dependent upon entozoa.

entozoon (*en-to-zo'-on*) [*ento-; ζῷον*, an animal; pl , *entozoa*]. An animal parasite living within another animal.

entrails (*en'-trels*). The bowels and abdominal viscera.

entropia (*en-tro'-pe-ah*) [see *entropion*]. A turning inward.

entropion (*en-tro'-pe-on*) [*ἐν*, in; *τρέπειν*, to turn]. Inversion of the eyelid, so that the lashes rub against the globe of the eye. **e. musculare**, that due to contraction of the ciliary part of the orbicular muscle resulting from senile atony. **e., organic**, that due to contraction of the lid resulting from cicatricial contraction of the conjunctiva or to diphtheritic conjunctivitis. **e. spasmodicum, e., spastic, e. spasticum**. See *e. musculare*.

entropionize (*en-tro'-pe-on-īz*). To turn inward.

entropium (*en-tro'-pe-um*). See *entropion*.

entropy (*en'-tro-pe*) [*ἐντρέπειν*, to turn about]. That part of the activity or energy of a body which cannot be converted into mechanical work.

entyposis (*en-ti-po'-sis*) The glenoid fossa of the scapula.

enucleation (*e-nū-kle-a'-shun*) [*e*, out of; *nucleus*, a kernel]. The shelling-out of a tumor or organ from its capsule. The excision of the eyeball.

enucleator (*e-nū'-kle-a-tor*) [*e*, out of; *nucleus*, a kernel]. An enucleation instrument.

enula (*en'-ū-lah*) [L.] The inner aspect of the gums.

enule (*en'-ūl*). Trade name applied to suppositories, medicated bougies, etc.

enuresis (*en-ū-re'-sis*) [ἐνουρεῖν, to be incontinent of urine]. Involuntary emptying of the bladder.

e., nocturnal, that occurring at night in sleep.

envenomation (*en-ven-o-ma'-shun*) [ἐν, in; *venom*]. The introduction and action of snake-venom.

environment (*en-vi'-ron-ment*) [Fr. *environner*, to surround]. The totality of influences acting upon the organism from without.

enzo (*en'-so*). A milk product made with vegetable fats.

enzootic (*en-so-ot'-ik*) [ἐν, in, or among; ζῷον, animal]. Affecting beasts in a certain district; as an enzootic disease

enzooty (*en-zo'-o-te*) [ἐν, in, among; ζῷον, an animal]. An enzootic disease.

enzyme, enzym (*en'-zīm*) [ἐν, in; ζύμη, leaven]. 1. Any ferment formed within the living organism. 2. A chemical ferment, as distinguished from organized ferments, such as the yeasts.

enzymic (*en-zī'-mik*) [ἐν, in; ζύμη, leaven]. The nature of the action of an enzyme.

enzymol (*en'-zi-mol*). A trade artificial gastric juice made from the glands of the stomach; used as a solvent and antiseptic, especially in external treatment of diseases of the ear and nose.

enzymosis (*en-zi-mo'-sis*) [ἐν, in; ζύμη, leaven]. The action of an enzyme.

enzymotic (*en-zi-mot'-ik*) [ἐν, in; ζύμη, leaven] Pertaining to enzymes.

enzymuria (*en-zi-mu'-re-ah*) [*enzyme*; οὖρον, urine]. The presence of enzymes in the voided urine.

enzytol (*en-zī'-tol*) Commercial name of a 10 % aqueous solution of choline borate.

eocyte (*e'-o-sīt*) [*eo*, to go; κύτος, cell]. A wandering cell. See *leukocyte*

eocytosis (*e-o-sī-to'-sis*) [*eocyte*; *osis*, increase]. See *leukocytosis*.

eolipyle, æolipyle (*e-ol'-e-pīl*) [αἰόλος, windy; πύλη, a narrow passage]. A form of spirit-lamp used to heat cautery-irons.

eonism (*e'-on-izm*) [Charles Geneviève, Chevalier d'*Eon* de Beaumont, 1728–1810]. See *transvestism*.

eosin (*e'-o-sin*) [ἠώς, the dawn], $C_{20}H_8Br_4O_5$. Tetrabromfluorescein; an acid dye produced by the action of bromine on fluorescein suspended in glacial acetic acid. It occurs in red or yellowish crystals, and is used as a stain in histology.

eosinoblast (*e-o-sin'-o-blast*). Myeloblast.

eosinopenia (*e-o-sin-o-pe'-ne-ah*) [*eosinophile*; πένια, poverty]. A decrease of the normal number of eosinophiles in the peripheral blood.

eosinophil, eosinophilous (*e-o-sin'-o-fil, e-o-sin-off'-il-us*) [*eosin*; φιλεῖν, to love]. Microbes or histological elements with a peculiar affinity for eosin stain or for acid stains in general.

eosinophilia (*e-o-sin-o-fil'-e-ah*) [see *eosinophil*]. 1. An increase above the normal number of eosinophils in the circulating blood. 2. The condition of microbes or histological elements which are readily stained by eosin.

eosinotactic (*e-o-sin-o-tak'-tik*) [*eosinophile*; τάσσειν, to order, arrange]. The property of attracting or repelling eosinophiles.

eosote (*e'-o-sōt*). The commercial name of creosote valerate.

epactal (*e-pak'-tal*) [ἐπακτός, brought in]. Intercalated; supernumerary. **e. bones**, Wormian bones. **e. cartilages.** See *cartilage*.

eparsalgia (*ep-ars-al'-je-ah*) [ἐπαιρειν, to lift; ἄλγος, pain]. Any disorder due to overstrain.

eparterial (*ep-ar-te'-re-al*) [ἐπί, upon; ἀρτηρία, artery]. Situated above an artery.; especially applied to a branch of the right bronchus.

epauxesiectomy (*ep-awk-se-zi-ek'-to-me*) [ἐπαὐξησις, increase; ἐκτομή, a cutting out]. Excision of a growth.

epaxial (*ep-aks'-e-al*) [*epi-*; *axis*]. Situated or extending over an axis.

epencephal (*ep-en'-sef-al*). See *epencephalon*.

epencephalic (*ep-en-sef-al'-ik*). Pertaining to the epencephalon.

epencephalon (*ep-en-sef'-al-on*) [ἐπί, upon; *encephalon*]. The after-brain or hind-brain; the cerebellum and pons taken together; or the cerebellum, pons and medulla.

ependyma (*ep-en'-dim-ah*) [ἐπένδυμα, an upper garment]. The lining membrane of the cerebral ventricles and of the central canal of spinal cord.

ependymal (*e-pen'-dim-al*). Pertaining to the ependyma.

ependymitis (*ep-en-dim-i'-tis*) [*ependyma*; ιτις, inflammation]. Inflammation of the ependyma.

ependymoma (*ep-en-de-mo'-mah*) [*ependyma*; ὅμα. tumor]. Tumor of the lining membrane of the ventricles of the brain or of the central canal of the spinal cord.

ephebic (*ef-e'-bik*) [ἐφηβικός, belonging to puberty]. Pertaining to youth, adolescence, or puberty.

ephebology (*ef-e-bol'-o-je*) [ἔφηβος, youth; λόγος, science]. The science of youth, adolescence, and puberty.

Ephedra (*ef'-e-drah*) [ἐπί, upon; ἕδρα, a seat]. A genus of plants of the *Gnetaceæ*. *E. antisyphilitica* has been used in gonorrhea. Dose of the *fluidextract* 1–2 dr. (4–8 Cc.). *E. nevadensis* is used as an alterative and antigonorrheic. Dose of *fluidextract* 1–2 dr. (4–8 Cc.). *E. vulgaris* contains the alkaloid ephedrine, which is mydriatic.

ephedrin (*ef'-e-drin*). A glucoside, from *Ephedra antisyphilitica*.

ephedrine (*ef'-e-drēn*) [*ephedra*]. An alkaloid, $C_{10}H_{15}NO$, from *Ephedra vulgaris*; it is a cardiac depressant and harmless mydriatic. **e., pseudo-.** See *pseudoephedrine*.

ephelis (*ef-e'-lis*) [ἐπί, upon; ἥλιος, the sun: *pl.*, *ephelides*]. A freckle. **e. ab igne.** Dermatitis from exposure to heat, as toasting, x-ray, or other light rays.

ephemeral (*ef-em'-er-al*) [ἐφήμερος, living a day]. Temporary. Applied to fevers that are of short duration.

ephialtes (*ef-e-al'-tēz*) [*epi-*; ἁλλεῖν, to leap]. See *nightmare*.

ephidrosis (*ef-id-ro'-sis*) [ἐπί, upon; ἵδρωσις, sweating]. Excessive perspiration. See *hyperidrosis*. **e. cruenta**, bloody sweat.

ephippium (*ef-ip'-e-um*) [*epi-*; ἵππος, horse: pl. *ephippia*]. Same as *sella turcica*.

epi- [ἐπί, upon]. A prefix signifying upon.

epiblast (*ep'-e-blast*) [*epi-*; βλαστός, a germ]. The external or upper layer of the blastoderm; called also the ectoderm, from which are developed the central nervous system and the epithelium of the sense-organs, the mucous membranes of the mouth and anus, the enamel of the teeth,

the epidermis and its derivatives (hair, nails, glands, etc.).

epiblastic (*ep-e-blast'-ik*). Pertaining to or derived from the epiblast.

epiblepharon (*ep-e-blef'-ar-on*). See *epicanthus*

epibole, epiboly (*ep-ib'-ol-e*) [*epi-*; *βάλλειν*, to throw]. The inclosure of the large yolk-mass of an invertebrate ovum by the overgrowth of cleavage-cells.

epibolic (*ep-ib-ol'-ic*) [*epibole*]. Pertaining to epiboly.

epibulbar (*ep-e-bul'-bar*) [*epi-*; *bulb*]. Situated upon the globe of the eye; as an epibulbar tumor.

epicanthus (*ep-e-kan'-thus*) [*epi-*; *κανθός*, angle of the eye]. A fold of skin over the inner canthus of the eye.

epicardia (*ep-e-kar'-de-ah*) [*epi-*; *cardia*]. The lower end of the esophagus, between the diaphragm and the stomach.

epicardial (*ep-e-kar'-de-al*). 1. Pertaining to the epicardia. 2. Pertaining to the epicardium.

epicardium (*ep-e-kar'-de-um*) [*epi-*; *καρδία*, heart]. The visceral layer of the pericardium.

epicarin (*ep-e-kar'-in*). A condensation-product of cresolinic acid and betanaphthol, occurring as an odorless, tasteless, clear, yellowish-gray powder, easily soluble in alcohol, ether, acetone; insoluble in oil. It is used in scabies in 10% salve

epicarp (*ep'-e-karp*) [*epi-*; *καρπός*, fruit]. In biology, the outer skin of a fruit.

epicele, epicœle, (*ep'-e-sēl*) [*epi-*; *κοιλία*, belly]. The fourth ventricle.

epicerebral (*ep-e-ser-e'-bral*) [*epi-*; *cerebrum*, the brain]. Situated over or on the cerebrum; as the epicerebral space between the brain and the pia.

epichordal (*ep-e-kord'-al*) [*epi-*; *χορδή*, a cord] Located above or dorsad of the notochord; applied especially to cerebral structures.

epichorial (*ep-e-ko'-re-al*). Relating to the epichorion; located on the chorion or on the derma.

epichorion (*ep-e-ko'-re-on*) [*epi-*; *chorion*]. 1. The decidua reflexa. 2. The epidermis

epichlorhydrin (*ep-e-klor-hi'-drin*), C_3H_5ClO. A sweet liquid with odor of chloroform, obtained from dichloropropyl alcohol by action of gaseous hydrochloric acid It is miscible in alcohol and ether, boils at 118°–119° C. Sp. gr. 1.203 at 0° C.

epichrosis (*ep-e-kro'-sis*) [*ἐπίχρωσις*, a spot]. A discoloration of the skin. **e. alphosis,** albinism. **e. aurigo,** a yellow discoloration of the skin, as in icterus. **e. ephelis, e. lenticula,** pigmentation of the skin from exposure to the sun. **e. leucasmus, e. pœcilia,** vitiligo. **e. spilus.** See *nævus pigmentosus* under *nevus*.

epicœlia (*ep-e-se'-le-ah*). See *epicele*.

epicolic (*ep-e-kol'-ik*) [*epi-*; *colon*]. Lying over the colon.

epicoma, epicomus, epicome (*e-pik-o'-mah, e-pik-o'-mus, e-pik'-o-me*) [*epi-*; *κόμη*, hair]. A parasitic monstrosity having an accessory head united to the principal fetus by the summit.

epicondylalgia (*ep-e-kon-dil-al'-je-ah*) [*epicondy* *ἄλγος*, pain]. Pain in the muscular mass about the elbow-joint, following fatiguing work.

epicondylar (*ep-e-kon-dil-ar*). Relating to an epicondyle.

epicondyle (*ep-e-kon'-dil*) [*epi-*; *κόνδυλος*, a knuckle]. An eminence upon a bone above its condyle.

epicondylic (*ep-e-kon-dil'-ik*). Pertaining to an epicondyle, or to the part above a condyle.

epicondylus (*ep-e-kon'-dil-us*). See *epicondyle*. **e. extensorius,** the external condyle of the humerus. **e. lateralis,** the external condyle of the humerus, or the outer tuberosity of the femur. **e. medialis,** the internal condyle of the humerus, or the inner tuberosity of the femur. **e. flexorius,** the internal condyle of the humerus.

epiconus (*ep-e-ko'-nus*) [*epi-*; *conus*] That part of the lumbar enlargement of the spinal cord which is immediately above the conus.

epicophosis (*ep-e-ko-fo'-sis*) [*epi-*; *κώφωσις*, deafness]. Deafness dependent upon some disease

epicoracoid (*ep-e-kor'-ak-oid*) [*epi-*; *coracoid*]. Located upon or over the coracoid process.

epicostal (*ep-e-kos'-tal*) [*epi-*; *costa*, a rib]. Situated upon the ribs.

epicranial (*ep-e-kra'-ne-al*). Relating to the epicranium.

epicranium (*ep-e-kra'-ne-um*) [*epi-*; *cranium*]. The structures covering the cranium.

epicranius (*ep-e-kra'-ne-us*). The occipitofrontalis muscle.

epicrisis (*ep-e-kri'-sis*) [*ἐπίκρισις*, determination]. The disease-phenomena succeeding crisis.

epicritic (*ep-e-krit'-ik*) [*ἐπίκρινειν*, to give judgment upon]. Pertaining to sensory nerve fibers which enable one to appreciate very fine distinctions of temperature and touch. These fibers are found in the skin only.

epicrusis (*ep-e-kru'-sis*) [*epi-*; *κρούσις*, stroke]. 1. Massage by strokes or blows; percussion; therapeutic scourging.

epicyesis (*ep-e-si-e'-sis*) [*epi-*; *κύειν*, to be pregnant]. Superfetation.

epicystic (*ep-e-sis'-tik*) [*epi-*; *κύστις*, bladder]. Suprapubic; situated above the urinary bladder.

epicystitis (*ep-e-sis-ti'-tis*) [*epi-*; *κύστις*, bladder; *ιτις*, inflammation]. Inflammation of the tissues above the bladder.

epicystotomy (*ep-e-sis-tot'-o-me*) [*epi-*; *κύστις*, a bladder; *τέμνειν*, to cut]. Suprapubic incision of the bladder.

epicyte (*ep'-e-sīt*) [*epi-*; *κύτος*, cell]. 1. The cell-wall. 2. A cell of epithelial tissue.

epicytoma (*ep-e-si-to'-mah*) [*epicyte*; *ὄμα*, tumor] Malignant epithelioma.

epidemic (*ep-e-dem'-ik*) [*epi-*; *δῆμος*, people]. Of a disease, affecting large numbers, or spreading over a wide area.

epidemicity (*ep-e-dem-is'-it-e*). The quality of being epidemic.

epidemiography (*ep-e-dem-e-og'-ra-fe*) [*epidemic*; *γράφειν*, to write]. A description of epidemic diseases.

epidemiologic (*ep-e-dem-e-o-loj'-ik*) Relating to epidemiology

epidemiologist (*ep-e-dem-e-ol'-o-jist*). One who has made a special study of epidemics.

epidemiology (*ep-e-dem-e-ol'-o-je*) [*epidemic*; *λόγος*, science]. The science of epidemic diseases.

epiderm (*ep'e-derm*). See *epidermis*.

epiderma (*ep-e-der'-mah*) [*epidermis*; *pl., epidermata*] Any abnormal outgrowth from the epidermis

epidermal (*ep-e-der'-mal*) [*epidermis*]. 1. Relating to or composed of epiderm. 2. Trade name of scarlet red. **e.-method,** the application of medicinal substance to the skin.

epidermatic (*ep-e-der-mat'-ik*). See *epidermic*.

epidermatoid (*ep-e-der'-mat-oid*) [*epidermis*; *εἶδος*, likeness]. Resembling the epidermis.

epidermatoplasty (*ep-e-der-mat-o-plas'-te*) [*epidermis*; *πλάσσειν*, to form]. Skin grafting by

the method of Thiersch or of Reverdin. See *Reverdin*, and *Thiersch*.

epidermic (*ep-e-der'-mik*) [*epidermis*]. Relating to the epidermis. **e. method,** a method of administering medicinal substances by applying them to the skin.

epidermidalization (*ep-e-derm-id-al-i-za'-shun*) [*epidermis*]. The conversion of columnar into stratified epithelium.

epidermidolysis (*ep-e-derm-id-ol'-is-is*). See *epidermolysis*.

epidermidomycosis (*ep-e-der-mid-o-mi-ko'-sis*) [*epidermis; μύκης*, fungus]. A disease due to the growth of parasitic fungi upon the skin.

epidermidophyton (*ep-e-derm-id-o-fi'-ton*) [*epidermis; φυτόν*, a plant]. A fungus found in psoriasis.

epidermidosis (*ep-e-derm-id-o'-sis*) [*epidermis*]. A collective name for anomalous growths of the skin of epithelial origin and type.

epidermin (*ep-e-der'-min*). A proprietary base for ointments.

epidermis (*ep-e-der'-mis*) [*ἐπί*, upon; *δέρμα*, skin]. The outer layer of the skin. The scarf-skin, layer of horny cells that protects the true skin.

epidermization (*ep-e-der-miz-a'-shun*). 1. The formation of epiderm. 2. Skin-grafting

epidermoid (*ep-id-er'-moid*) [*epidermis; εἶδος*, like]. 1. Resembling epidermis. 2. A tumor formed of epidermal cells

epidermolysis (*ep-e-der-mol'-is-is*) [*epidermis*]. A rare skin disease in which bullæ form on the slightest pressure. It shows itself in infancy and is most pronounced in summer.

epidermomycosis (*ep-e-der-mo-mi-ko'-sis*). Any dermatitis caused by microscopical fungi or yeasts.

epidermophyton (*ep-e-durm-o-fi'-ton*). See *epidermidophyton*.

epidiascope (*ep-e-di'-ah-skōp*) [*epi-; διά*, through; *σκοπεῖν*, to look]. A magic lantern arranged for ordinary lantern slides, and also for opaque objects; a combined magic lantern and episcope.

epididymal, epididymic (*ep-e-did'-em-al, -im'-ik*). Relating to the epididymis.

epididymectomy (*ep-e-did-im-ek'-tom-e*) [*epididymis; ἐκτομή*, a cutting out]. Excision of the epididymis.

epididymis (*ep-e-did'-im-is*) [*ἐπί*, upon; *δίδυμος*, the testes: pl., *epididymides*]. The small body lying above the testis; the superior end is the globus major; the inferior, the globus minor.

epididymitis (*ep-e-did-im-i'-tis*) [*epididymis; ῖτις*, inflammation]. Inflammation of the epididymis.

epididymo-orchitis (*ep-e-did-im-o-or-ki'-tis*). Epididymitis combined with orchitis.

epididymotomy (*ep-e-did-im-ot'-o-me*). [*epididymis; τομή*, a cutting]. Cutting the epididymis.

epididymovasostomy (*ep-e-did-im-o-vas-os'-to-me*) [*epididymis; vas; στόμα*, mouth]. The formation of a lateral anastomosis between the vas and the epididymis; or the vas may be divided, its end split, and the split end sewn into the epididymis. Performed in cases of sterility.

epidosis (*e-pid'-o-sis*) [*ἐπίδοσις*]. Enlargement; increase; exacerbation.

epidrome (*e-pe-drōm*) [*ἐπιδρομή*, a running upon]. Active, or (more often) passive, congestion.

epidural (*ep-e-dū'-ral*) [*epi-; durus*, hard]. Situated upon or over the dura. **e. space,** that outside the dura mater of the spinal cord and brain.

epifascial (*ep-e-fash'-e-al*) [*epi-; fascia*]. Situated above (external to) a fascia; specially used with reference to mercurial or salvarsan injections in relation to the fascia lata.

epifolliculitis (*ep-e-fol-ik-ū-li'-tis*). Inflammation seated about the hair-follicles of the scalp.

epigamous (*ep-ig'-am-us*) [*ἐπι*, after; *γάμος*, marriage]. Indicating that the sex of an individual is not settled at the time when the ovum is fertilized, but is due to factors which act while the embryo is being developed.

epigaster (*ep-e-gas'-ter*) [*epigastrium*]. The large intestine; hindgut.

epigastralgia (*ep-e-gas-tral'-je-ah*) [*epigastrium; ἄλγος*, pain]. Pain in the epigastrium.

epigastric (*ep-e-gas'-trik*) [*epigastrium*]. Relating to the epigastrium. **e. fossa,** the depression in the epigastrium at the tip of the ensiform cartilage. **e. reflex.** See under *reflex*.

epigastriocele, epigastrocele (*ep-e-gas'-tre-o-sēl, ep-e-gas'-tro-sēl*) [*epigastrium; κήλη*, a hernia]. A hernia in the epigastrium.

epigastrium (*ep-e-gas'-tre-um*) [*epi-; γαστήρ*, stomach]. The upper and middle part of the abdominal surface corresponding to the position of the stomach; the epigastric region. See *abdomen*.

epigastrius (*ep-e-gas'-tre-us*) [*epi-; γαστήρ*, the stomach]. A form of double-monstrosity, in which one fetus in an undeveloped condition is contained within the epigastric region of the other.

epigastrocele (*ep-e-gas'-tro-sēl*) [*epigastrium; κήλη*, hernia]. Hernia in the epigastric region.

epigenesis (*ep-e-jen'-es-is*) [*epi-; γένεσις*, generation]. In biology, the theory that holds the embryo to be the result of the union of the male and female elements, and the fully formed organism the result of a gradual process of differentiation, in distinction to the theory of encasement, preformation, or evolution, which held the embryo to preexist enfolded in a minute form within the germ.

epigenetic (*ep-e-jen-et'-ik*). Pertaining to epigenesis.

epiglottic (*ep-e-glot'-ik*) [*epiglottis*]. Relating to the epiglottis.

epiglottidean (*ep-e-glot-id'-e-an*) See *epiglottic*.

epiglottidectomy (*ep-e-glot-id-ek'-to-me*) [*epiglottis; ἐκτομή*, excision]. Excision of the epiglottis.

epiglottiditis (*ep-e-glot-id-i'-tis*) [*epiglottis; ῖτις*, inflammation]. Inflammation of the epiglottis.

epiglottis (*ep-e-glot'-is*) [*epi-; γλωττίς*, glottis]. A fibrocartilaginous structure that aids in preventing food and drink from passing into the larynx.

epiglottitis (*ep-e-glot-i'-tis*). See *epiglottidilis*.

epignathus (*ep-ig'-na-thus*) [*epi-; γνάθος*, jaw]. A monstrosity in which the rudimentary organs of a twin are united to the superior maxillary bone.

epiguanin (*ep-e-gwan'-in*), $C_{10}H_{13}N_5O_3$. A xanthin base sometimes found in the urine; it is similar to guanin in solubilities.

epihyal bone (*ep-e-hi'-al*) [*epi-; hyoid*]. The stylohyoid ligament when it is ossified.

epilamellar (*ep-e-lam-el'-ar*) [*epi-; lamella*]. Upon a basement membrane.

epilating forceps. Forceps for plucking out hairs.

epilation (*ep-il-a'-shun*) [*e.* out of; *pilus*, a hair]. The extraction of hair.

epilatorium (*e-pil-at-o'-re-um*) [L.]. An application for permanently removing hair.

epilatory (*ep-il'-at-o-re*). Removing hair; a remedy for removing hair.

epilemma (*ep-e-lem'-ah*) [*epi-*; λέμμα, husk: *pl.*, *epilemmata*]. The neurilemma of very small branches or funiculi of nerve-filaments.

epilepidoma (*ep-e-lep-id-o'-mah*). See under *lepidoma*.

epilepsia (*ep-e-lep'-se-ah*). See *epilepsy* **e. gravis.** See *grand mal.* **e. larvata.** See *epilepsy, masked.* **e. mitis.** See *petit mal.* **e. saltatoria.** Synonym of *chorea.* **e. vertiginosa,** *petit mal, q. v.*

epilepsy (*ep'-il-ep-se*) [ἐπίληψις, a laying hold of]. A chronic nervous affection characterized by sudden loss of consciousness, with general tonic and clonic convulsions, the paroxysms lasting but a short time. An epileptic seizure is often preceded by a peculiar sensation, or *aura*, and as the patient falls he sometimes makes an outcry—the *epileptic cry.* Syn., *grand mal.* See *petit mal.* **e., cardiac,** paroxysmal tachycardia. **e., cortical, e., focal, e., Jacksonian,** spasmodic contractions in certain groups of muscles, with retention of consciousness, due to local disease of the cortex. **e., cursive,** a form in which the attack is characterized by running. **e., idiopathic,** typical epilepsy. **e., latent,** a form due to some local irritation, generally in the stomach, which ceases on removal of the irritation, but is liable to recur upon any indulgence. **e., masked,** in this, involuntary actions, often violent, replace the convulsion. Syn., *epilepsia larvata.* **e., motorial,** Jacksonian epilepsy. **e., myoclonus,** the occurrence of myoclonus and epilepsy in the same patient, the so-called association-disease. **e., nocturnal,** epilepsy in which the attack occurs during sleep. **e., procursive,** a form in which the patient runs rapidly forward before falling **e., reflex,** due to some reflex neurosis. **e., spinal,** paroxysms of clonic spasm in the lower extremities sometimes observed in the course of spastic paraplegia. **e., toxemic,** due to poisonous substances in the blood. **e., vasomotor,** that in which extreme contraction of the arteries precedes the attacks.

epileptic (*ep-il-ep'-tik*). 1. Pertaining to or like epilepsy. 2. One affected with epilepsy. **e. aura, e. cry.** See under *epilepsy.* **e. dementia,** the dementia which is frequently the terminal stage of epilepsy **e. equivalents,** transient psychic disturbances replacing the typical convulsions. **e. mania,** mania following or taking the place of the fit

epileptiform (*ep-il-ep'-tif-orm*) [*epilepsy; forma,* form] Resembling an epileptic attack.

epileptisant (*ep-il-ep'-tiz-ant*). 1. Producing epileptoid convulsions. 2. A drug which produces epileptoid convulsions: *e. g.*, absinthe.

epileptogenic (*ep-il-ep-to-jen'-ik*). *Epileptogenous.*

epileptogenous (*ep-il-ep-toj'-en-us*) [*epilepsy; γεννᾶν*, to produce]. Producing epilepsy.

epileptoid (*ep-il-ep'-toid*) [*epilepsy; εἶδος*, likeness]. 1. Resembling epilepsy. 2. A person subject to nervous attacks of the general nature of epilepsy.

epiloia (*ep-il-oi'-ah*). A syndrome consisting of mental deficiency, epileptic fits, adenoma sebaceum, nodular sclerosis of the cerebral cortex and tumors of the kidney and other organs. The condition is generally congenital.

epilose (*ep'-il-ōs*) [*e*, priv.; *pilosus*, hairy]. Without hair, bald.

epilymph (*ep'-e-limf*) [*epi-; lymph*]. The fluid between the bony and the membranous labyrinths.

epimandibular (*ep-e-man-dib'-ū-lar*) [*epi-; mandibulum*, jaw]. Upon or above the lower jaw.

epimenorrhagia (*ep-e-men-or-a'-je-ah*) [*epi-; menorrhagia*]. Too profuse epimenorrhea, *q. v*

epimenorrhea, epimenorrhœa (*ep-e-men-or-e'-ah*) [*epi-; menorrhea*]. Too frequent menstruation.

epimysium (*ep-e-miz'-e-um*) [*epi-; μῦς*, a muscle]. The sheath of tissue surrounding a muscle.

epinene (*ep'-in-ēn*). Trade name of dehydroxyphenylethyl methylamine; similar to adrenalin, but differing slightly chemically and physiologically.

epinephelos, epinephelus (*ep-e-nef'-el-os, -us*) [*epi-; νεφέλη*, a cloud]. Cloudy, turbid.

epinephral (*ep-e-nef'-ral*) [*epi-; νεφρός*, kidney] Suprarenal.

epinephrectomy (*ep-e-nef-rek'-to-me*). Adrenalectomy.

epinephrin, epinephrine (*ep-e-nef'-rin*) [*epi-; νεφρός*, kidney], $C_{17}H_{15}NO_4$. The active principle of the suprarenal capsule. **e. hydrate,** adrin.

epinephrin test. See *Goetsch's test.*

epinephrinemia (*ep-e-nef-rin-e'-me-ah*) [*epinephrin; αἷμα*, blood]. The presence of epinephrin in the blood.

epinephritis (*ep-e-nef-ri'-tis*) [*epi-; νεφρός*, kidney; *itis*]. Inflammation of a supra-renal capsule.

epinephroma (*ep-e-nef-ro'-mah*). Same as hypernephroma. See *Grawitz's tumor.*

epinephros (*ep-e-nef'-ros*) [*epi-; νεφρός*, kidney]. The suprarenal gland.

epineural (*ep-e-nū'-ral*) [*epi-; νεῦρον*, a nerve]. Applied to structures attached to a neural arch.

epineurial (*ep-e-nū'-re-al*). Relating to the epineurium.

epineurium (*ep-e-nū'-re-um*) [*epi-; νεῦρον*, a nerve] The connective-tissue sheath of a nerve-trunk.

epinine (*ep'-in-ēn*). Trade name applied to 3 : 4-dihydroxyphenylethylmethylamine, a synthetic drug used as a vasoconstrictor

epinosic (*ep-e-no'-sik*) [*epi-; νόσος*, disease]. Unhealthy, sickly.

epionychium (*ep-e-o-nik'-e-um*). See *eponychium.*

epiotic (*ep-e-ot'-ik*) [*epi-; οὖς*, ear]. Situated above or on the cartilage of the ear.

epiparasite (*ep-e-par'-a-sīt*). See *epizoon.*

epipastic (*ep-e-pas'-tik*) [ἐπιπάσσειν, to sprinkle]. Having the qualities of a dusting-powder.

epipedometer (*ep-e-pe-dom'-et-er*) [ἐπίπεδον, surface, *μέτρον*, measure]. An instrument for use in measuring various deformities of the body

epiperipheral (*ep-e-per-if'-er-al*) [*epi-; periphery*] Exterior; at the periphery.

epipharyngeal (*ep-e-jar-in'-je-al*) [*epi-; pharynx*] 1. Located upon or above the pharynx. 2. Pertaining to the nasopharynx

epipharynx (*ep-e-far'-inks*) [*epi-; pharynx*] The nasopharynx.

epiphenomenon (*ep-e-fe-nom'-en-on*) [*epi-; φαινόμενον*, phenomenon]. An exceptional sequence or unusual complication arising in the course of a disease.

epiphora (*ep-if'-or-ah*) [*epi-; φέρειν*, to bear]. A persistent overflow of tears, due to excessive secretion or to impeded outflow.

epiphylactic response (*ep-e-fi-lak'-tik*). See *epiphylaxis.*

epiphylaxis (*ep-e-fi-laks'-is*) [*epi-; φυλάξ*, a guard]. The reinforcing or increase of the defensive agencies of the body.

epiphyseal, epiphysial (*ep-e-fiz'-e-al*) [*epiphysis*]. Relating to or of the nature of an epiphysis. **e. plate.** See *disc, epiphyseal.*

epiphyseitis (*ep-e-fiz-e-i'-tis*) [*epiphysis; itis*, inflammation]. Inflammation of an epiphysis.

epiphyseolysis (*ep-e-fiz-e-ol'-is-is*) [*epiphysis*; λύσις, a loosing]. The separation of an epiphysis.

epiphyseopathy (*ep-if-is-e-op'-ath-e*) [*epiphysis*; πάθος, disease]. Any disorder of an epiphysis of a bone, or of the pineal gland.

epiphysis (*ep-if'-is-is*) [*epi-*; φύεσθαι, to grow]. A process of bone attached for a time to another bone by cartilage, but in most cases soon becoming consolidated with the principal bone. **e. cerebri**, the pineal gland.

epiphysitis (*ep-if-is-i'-tis*). See *epiphyseitis*.

epiphyte (*ep'-e-fīt*) [*epi-*; φυτόν, a plant]. A vegetable parasite growing on the exterior of the body.

epipial (*ep-e-pi'-al*) [*epi-*; *pia*]. Upon or above the pia mater.

epiplasm (*ep'-e-plasm*) [*epi-*; *plasma*]. In the sporangium of many fungi, a part of the protoplasm remaining after formation of the spores.

epiplerosis (*ep-e-ple-ro'-sis*) [*epi-*; πλήρωσις, filling]. Engorgement; repletion; distention.

epipleural (*ep-e-plu'-ral*) [*epi-*; *pleura*]. 1. Relating to a pleurapophysis. 2. Located on the side of the thorax.

epiplexus (*ep-e-pleks'-us*) [*epi-*; *plexus*, a network]. The choroid plexus of the epicele.

epiplocele (*ep-ip'-lo-sēl*) [*epiploon*; κήλη, hernia]. A hernia containing omentum.

epiploenterocele (*e-ip-lo-en'-ter-o-sēl*) [*epiploon*; ἐντέρον, intestine, κήλη, hernia] A hernia containing both omentum and intestine.

epiploenteroöscheocele (*ep-ip-lo-en-ter-o-os'-ke-o-sēl*) [*epiploon*; ἐντέρον, intestine; ὀσχέον, scrotum; κήλη, hernia]. Intestinal and omental hernia into the scrotum.

epiploic (*ep-ip-lo'-ik*) [*epiploon*] Relating or belonging to the omentum. **e. appendages**, small pouches of peritoneum filled with fat, found on the colon. **e. foramen**, the foramen of Winslow.

epiploischiocele (*ep-ip-lo-is'-ke-o-sēl*) [*epiploon*; ἰσχίον, hip; κήλη, hernia]. Omental hernia through the sciatic notch or foramen.

epiploitis (*e-pip-lo-i'-tis*) [*epiploon*; ιτις, inflammation]. Inflammation of the omentum; omental peritonitis.

epiplomerocele (*ep-ip-lo-mer'-o-sēl*) [*epiploon*; μηρός, thigh; κήλη, hernia]. Femoral hernia containing omentum.

epiplomphalocele (*ep-ip-lom-fal'-o-sēl*) [*epiploon*; ὀμφάλος, navel; κήλη, hernia]. Umbilical hernia with protruding omentum.

epiploon (*ep-ip'-lo-on*) [ἐπίπλοον, from ἐπί, upon; πλέιν, to float]. The omentum

epiplopexy (*ep-ip'-lo-peks-e*) [*epiploon*; πῆξις, a fixing in]. Talma's operation of suturing the great omentum to the anterior abdominal wall for the purpose of establishing a collateral venous circulation in cirrhosis of the liver.

epiplorrhaphy (*e-pip-lor'-af-e*) [*epiploon*; ῥαφή, suture]. Same as *epiplopexy*.

epiplosarcomphalocele (*ep-ip-lo-sar-kom-fal'-o-sēl*) [*epiploon*; σάρξ, flesh; ὀμφάλος, navel; κήλη, hernia]. An epiplomphalocele in which the omentum has become indurated.

epiploscheocele (*ep-ip-los'-ke-o-sēl*) [*epiploon*; ὀσχέον, scrotum; κήλη, hernia]. Omental hernia descending into the scrotum.

epipolic (*ep-e-pol'-ik*) [ἐπιπολή, at the top]. Relating to fluorescence.

epipteric (*ep-ip-ter'-ik*) [*epi-*; *pterion*]. Upon or above the pterion. **e. bone.** See under *bone*.

epipygus (*ep-ip'-e-gus*) [*epi-*; πυγή, rump]. See *pygomelus*.

episarcin (*ep-e-sar'-sin*) [*epi-*; σάρξ, flesh], $C_4H_6N_8O$ A xanthin base which is said to occur in the urine in leukemia.

episclera (*ep-e-skle'-rah*) [*epi-*; σκληρός, hard]. The loose connective tissue lying between the conjunctiva and the sclera.

episcleral (*ep-e-skle'-ral*) [*episclera*]. Situated on the outside of the sclerotic coat.

episcleritis (*ep-e-skle-ri'-tis*) [*episclera*; ιτις, inflammation]. An inflammation of the subconjunctival tissues or of the sclera itself.

episcope (*ep'-e-skōp*) [ἐπί, upon; σκοπεῖν, to look]. A device for projecting natural colors on a screen.

episio- (*ep-iz-e-o-*). A prefix relating to the pubes.

episiocele (*ep-iz'-e-o-sēl*) [*episio-*; κήλη, hernia]. Pudendal hernia; vulvar protrusion.

episioclisia (*ep-iz-e-o-klis'-e-ah*) [*episio-*; κλείσις, locking, closure]. Surgical closure of the vulva.

episioelytrorrhaphy (*ep-iz-e-o-el-it-ror'-af-e*) [*episio*; *elytrorrhaphy*]. The operation of suturing a ruptured perineum and narrowing the vagina for the support of a prolapsed uterus

episiohematoma (*ep-iz-e-o-hem-at-o'-mah*) [*episio-*; αἷμα, blood; ὄμα, tumor. *pl.*, *episiohematomata*]. Hematoma of the vulva or pudenda.

episioitis (*ep-iz-e-o-i'-tis*) [*episio-*; ιτις, inflammation of the pudenda

episioperineorrhaphy (*ep-iz-e-o-per-in-e-or'-af-e*). See *episioelytrorrhaphy*.

episioplasty (*ep-iz-e-o-plas'-te*) [*episio-*; πλάσσειν, to form]. A plastic operation upon the pubic region, or on the vulva.

episiorrhagia (*ep-iz-e-or-a'-je-ah*) [*episio-*; ῥηγνύνια, to break forth]. Hemorrhage from the vulva.

episiorrhaphy (*ep-iz-e-or'-a-fe*) [*episio-*; ῥαφή, seam]. An operation for the repair of tears about the vulva.

episiostenosis (*ep-iz-e-o-sten-o'-sis*) [*episio-*; στενός, narrow]. Contraction or narrowing of the vulva.

episiotomy (*ep-iz-e-ot'-o-me*) [*episio-*; τομή, section]. Incision through the vulva in childbirth, to prevent rupture of the perineum and to facilitate labor.

epispadiac (*ep-e-spa'-de-ak*). 1. Relating to or affected with epispadias. 2 A person affected with epispadias.

epispadial (*ep-e-spa'-de-al*). Relating to an epispadias.

epispadias (*epi-e-spa'-de-as*) [*epi-*; σπάειν, to pierce] A condition in which the urethra opens on the upper part of the penis, either on the dorsum or on the glans.

epispasis (*e-pis'-pas-is*) [*epi-*; σπάσις, a drawing]. An eruption or skin-affection due to medical treatment; a drug-exanthem.

epispastic (*ep-e-spas'-tik*) [*epi-*; σπάσις, a drawing] 1. Blistering. 2. A substance that blisters

epispinal (*ep-e-spi'-nal*) [*epi-*; *spine*]. 1. Upon the spinal column. 2. Upon the spinal cord. 3. Upon a spine.

episplenitis (*ep-e-splen-i'-tis*). Inflammation of the fibrous coat of the spleen.

epistasis (*e-pis'-tas-is*) [ἐπίστασις scum]. 1. A scum or film of substance floating on the surface of urine. 2. A checking or stoppage of a hemorrhage or other discharge.

epistaxis (*ep-is-taks'-is*) [ἐπιστάζειν, to cause to drop]. Hemorrhage from the nose.

episternal (*ep-e-ster'-nal*) [*epi-*; στέρνον, the sternum]. Above the sternum

episternum (*ep-e-ster'-num*) [*epi-*; *sternum*] The manubrium.

episthotonos, episthotonus (*ep-is-thot'-o-nos, -us*). See *emprosthotonos*.

epistropheus (*ep-is-tro'-fe-us*) [ἐπιστροφεύς, pivot]. The BNA term for the axis.

episylvian (*ep-e-sil'-ve-an*). Situated above the Sylvian fissure.

epitela (*ep-e-te'-lah*) [*epi-; tela*, a web] The delicate tissue of Vieussen's valve.

epitendineum (*ep-e-ten-din'-e-um*) [*epi-; tendon*]. The fibrous sheath surrounding a tendon.

epitenon (*ep-it'-en-on*) [*epi-;* τένων, tendon]. Epitendineum.

epiteric (*ep-e-ter'-ik*) [*epi-; pterion*] Upon or above the pterion.

epithalamic (*ep-e-thal'-am-ik*) [*epi-; thalamus*] Situated upon the thalamus.

epithalamus (*ep-e-thal'-am-us*). A term including the habenae, epiphysis cerebri, and postcommissure of the brain.

epithalaxia (*ep-e-thal-aks'-e-ah*) [*epithelium;* ἄλλαξις, a shedding]. Shedding of epithelial cells, especially in the lining of the intestine.

epithelia (*ep-e-the'-le-ah*) [*pl.* of *epithelium*]. The epithelial cells, or epithelial layer

epithelial (*ep-e-the'-le-al*) [*epithelium*] Pertaining to or made up of epithelium.

epitheliogenetic (*ep-e-the-le-o-jen-et'-ik*) [*epithelium;* γένεσις, generation]. Originating from undue epithelial proliferation.

epithelioglandular (*ep-e-the-le-o-glan'-dū-lar*). Pertaining to glandular epithelium.

epithelioid (*ep-e-the'-le-oid*) [*epithelium;* εἶδος, likeness]. Resembling epithelium.

epitheliolysin (*ep-e-the-le-ol'-is-in*) [*epithelium; lysin*] A cytolysin produced by inoculation with epithelial cells.

epitheliolytic (*ep-e-the-le-o-lit'-ik*). Capable of bringing about the destruction of epithelial cells.

epithelioma (*ep-e-the-le-o'-mah*) [*epithelium;* ὄμα, a tumor]. Properly, any tumor in which epithelium forms the prominent element; by usage the word is restricted to carcinoma of the skin and mucous membranes. **e., columnar.** See *e., cylindrical.* **e., corneous,** one in which the cells resemble the outer layer of epidermal cells. **e., cylindrical,** one in which the epithelial cells resemble ordinary columnar epithelium and the structure resembles ordinary mucosa. Syn., *cylinder-cell cancer; cylindriform epithelial cancer; columnar-celled carcinoma.* **e., cylindrocellular.** See *e., cylindrical.* **e., cystic,** a form containing pits filled with fluid. **e., diffuse,** a form marked by rapid infiltration of the adjacent connective tissue with epithelial cells. **e., glandular,** a not very malignant form composed of gland-cells occurring in mucous membranes, especially of the nose and palate, and of slow growth. **e., multiple cystic,** a variety in which scattered cysts are formed in consequence of mucoid degeneration and the fusion of adjacent drops of fluid. **e. myxomatodes psammosum,** a tumor of the third ventricle of the brain, of the character of a very soft myxoma, and containing very hard, granular, milk-white contents.

epitheliomatous (*ep-e-the-le-om'-at-us*). Having the nature of an epithelioma.

epitheliomuscular (*ep-e-the-le-o-mus'-kū-lar*). Resembling epithelium and muscle.

epithelium (*ep-e-the'-le-um*) [ἐπί, upon; θηλή, nipple]. A term applied to the cells that form the epidermis, that line all canals having communication with the external air, and that are specialized for secretion in certain glands, as the liver, kidneys, etc. Epithelium is divided, according to the shape and arrangement of the cells, into *columnar, cuboidal, flat, pavement, squamous, stratified,* and *tessellated* epithelium; according to function, into protective and glandular or secreting. **e., ciliated,** a form in which the cells bear vibratile filaments or cilia on their free extremities. **e., columnar,** distinguished by prismatic-shaped or columnar cells. **e., fibrillated.** See *e., rod.* **e., germ, e., germinal, e., germinative.** 1. See *ridge, genital.* 2. The single layer of columnar epithelial cells covering the free surface of the ovary. **e., glandular,** that composed generally of spheroidal cells and constituting the proper secreting substance of a gland. **e., intestinal,** columnar epithelium. **e., laminated.** See *e., stratified.* **e., Malpighian.** See *e., mucous.* **e., mucous.** 1. The rete mucosum. 2. The entire embryonic epidermis with the exception of the epitrichium. **e., nerve,** epithelium in which sensory cells combined with ordinary epithelial cells form the peripheral terminations of the nerves in the organs of sense. **e., pavement,** a kind composed of cubic cells. **e., pigmentary, e., pigmented,** epithelial cells holding pigment-granules. **e., protective,** that serving for protection, as the epidermis, as distinguished from that serving for secretion or sensation. **e., pyramidal,** columnar epithelium **e., rod,** striated cells lining certain glands. **e., sensory.** See *e., nerve.* **e., squamous,** the cells have been reduced to scaly plates. **e., stratified,** the cells are arranged in distinct layers **e., striated,** that consisting of striated cells. **e., subcapsular,** the epithelial-like lining of the internal surface of the capsule of the nerve-cells of spinal ganglia. **e., tabular, e. tabulare,** pavement epithelium. **e., tegumentary,** the epidermis. **e., tessellated.** See *e., stratified.* **e., transitional,** epithelium intermediate between simple and stratified. **e., vascular,** vascular endothelium. **e. vibrans, e., vibratile, e., vibrating, e. vibratorium,** ciliated epithelium.

epithelization (*ep-e-the-li'-za'-shun*). The growth of epithelium over a raw surface.

epithem (*ep'-ith-em*) [ἐπίθημα, a poultice: *pl., epithemata*]. Any local application; as a compress, fomentation, lotion, or poultice; from this definition some writers exclude salves, plasters, and ointments.

epithema (*ep-ith-e'-mah*). See *epithem.*

epithesis (*e-pith'-es-is*) [ἐπιτίθεναι, to lay on]. 1. The surgical correction of deformed or crooked limbs. 2. A splint, or similar appliance.

epithymia (*ep-e-thi'-me-ah*) [ἐπιθύμια, longing]. Any natural longing or desire; a yearning.

epitonic (*ep-e-ton'-ik*) [ἐπιτείνειν, to stretch]. Tightly drawn; on the stretch.

epitonos, epitonus (*ep-e-to'-nos, -nus*). 1. See *epitonic.* 2. Anything exhibiting abnormal tension or stretched from one point to another.

epitoxoid (*ep-e-toks'-oid*). A toxoid (*q. v.*) having a lesser affinity for the antitoxin than is possessed by the corresponding toxin.

epitrichial (*ep-e-trik'-e-al*). Relating to the *epitrichium*

epitrichium (*ep-e-trik'-e-um*) [*epi-;* τρίχιον, a small hair]. Superficial layer of fetal epidermis.

epitrochanterian (*ep-e-tro-kan-te'-re-an*) [*epi-; trochanter*]. Situated upon the trochanters.

epitrochlea (*ep-e-trok'-le-ah*) [*epi-;* τροχαλία, a pulley]. The internal condyle of the humerus.

epitrochlear (*ep-e-trok'-le-ar*). Applied to forearm muscles which are attached to the epitrochlea.

epituberculosis (*ep-e-tū-bĕr-kū-lo'-sis*). Same as *paratuberculosis, q. v.*

epitympanic (*ep-e-tim-pan'-ik*) [*epi-; τύμπανον*, the tympanum]. Upon or above the tympanum. **e. recess,** the attic.

epitympanum (*ep-e-tim'-pan-um*). The attic.

epityphlitis (*ep-e-tif-li'-tis*) [*epi-; τυφλόν*, the cecum]. Synonym of *appendicitis*.

epityphlon (*ep-e-tif'-lon*) [*epi-; τυφλόν*, the cecum]. Kuster's name for the vermiform appendix.

epivertebral (*ep-e-ver'-te-bral*) [*epi-; vertebra*]. 1. Situated upon a vertebra. 2. A spinous process of a vertebra.

epizoicide (*ep-e-zo'-is-īd*) [*epi-; ζῷον*, an animal; *cædere*, to kill]. A drug or preparation that destroys external parasites.

epizoology (*ep-e-zo-ol'-o-je*). That branch of science which deals with widely-spread diseases among the lower animals.

epizoon (*ep-e-zo'-on*) [*epi-; ζῷον*, an animal: *pl.*, *epizoa*]. An animal parasite living upon the exterior of the body.

epizootic (*ep-e-zo-ot'-ik*) [see *epizoon*]. Widespread disease among the lower animals.

epoikic (*ep-oi'-kik*) [*epi-; oikos*, a house] Applied to diseases limited to the household or other circumscribed locality.

eponychium (*ep-o-nik'-e-um*) [*epi-; ὄνυξ*, fingernail]. A horny condition of the epidermis from the second to the eighth month of fetal life, indicating the position of the future nail. The thickened epitrichium covering the nail area.

eponym (*ep'-o-nim*) [*ἐπώνυμος*, named after a person]. A term derived from a person's name.

eponymic (*ep-o-nim'-ik*) [*ἐπώνυμος*, named after a person]. Pertaining to an eponym *q. v.*

epoophorectomy (*ep-o-o-for-ek'-to-me*) [*epoophoron; ἐκτομή*, excision]. Surgical removal of the epoophoron

epoophoron (*ep-o-of'-or-on*) [*epi-; ᾠόν*, egg; *φέρειν*, to bear]. The parovarium

epoptic (*ep-op'-tik*) [L., *epopticus*]. Fluorescent.

epostoma (*ep-os-to'-mah*) [*epi-; ὀστέον*, bone] An exostosis.

Epsom salt (*ep'-sum*) [*Epsom*, a town in Surrey, England]. See *magnesium sulphate*

Epstein's pearls (*ep'-stīn*) [Alois *Epstein*, German physician, 1849–]. Small, slightly elevated, yellowish-white masses on each side of the median line of the hard palate at birth. **E.'s nephrosis,** See *nephrosis*.

Epstein-Pihl disease (*ep-stīn-pēl*). Leukemia of an intermittent type.

epulis (*ep-ū'-lis*) [*epi-; οὖλα*, the gums]. A fibrous tumor of the alveolar processes of the jaws. **e., malignant,** a giant-cell sarcoma of the jaw.

epuloid (*ep'-ū-loid*). Like an epulis.

epulosis (ep-ū-lo'-sis) [*epi-; οὐλή*, scar]. Cicatrization; a cicatrix.

epulotic (*ep-ū-lot'-ik*) [*epi-; οὐλή*, scar]. 1. Promoting epulosis or cicatrization. 2. A remedy that promotes healing of wounds or sores.

equation (*e-kwa'-shun*) [*æquare*, to make equal]. In chemistry, a collection of symbols and formulæ so arranged as to indicate the reaction that will take place if the bodies represented by these symbols and formulæ are brought together. **e. division,** division of the nucleus with each chromosome dividing equally. **e., personal,** an allowance for individual peculiarity or error in an observer's work.

equator (*e-kwa'-tor*) [see *equation*]. An imaginary circle dividing the earth into equal halves. **e. of a cell,** the boundary of the plane through which division takes place. **e. of the eye,** the equator oculi, a line joining the four extremities of the transverse and vertical axes of the eye.

equatorial (*e-kwa-tor'-e-al*) [*æquare*, to make equal]. Pertaining or belonging to an equator. **e. plate.** See *karyokinesis* and *plate*.

equiaxial (*e-kwe-aks'-e-al*). Having equal axes.

equilibrating operation (*e-kwil'-ib-ra-ting*). An operation on the ocular muscles to equalize their action in cases of squint.

equilibration (*e-kwil-ib-ra'-shun*) [*equilibrium*]. The maintenance of equilibrium.

equilibrium (*e-kwe-lib'-re-um*) [*æquus*, equal; *libra*, balance]. An even balancing of a body or condition. **e., indifferent,** that which is independent of the positions assumed by the body. **e., mobile,** the constant temperature kept by neighboring bodies after a mutual exchange of heat proportionate to their capacities; this constancy is due to the fact that after the attainment of heat equilibrium the subsequent emission is equal to the quantity of heat received. **e., neutral.** See *e., indifferent*. **e., nitrogenous,** the condition of the system in which the amount of nitrogen in the matter discharged from the body exactly equals the amount taken in **e., physiological,** the state of the system in which the amount of material discharged from the body exactly equals the amount taken in. **e., stable,** when, after slight disturbance, the body will return to its original condition or position **e., unstable,** when it will not so return.

equiline (*e'-kwe-līn*). A sex hormone that affects, profoundly, the growth and activity of the female sex organs.

equimolecular (*e-kwe-mol-ek'-ū-lar*) [*æquus*, equal; *molecule*]. Having an equal number of molecules.

equinated (*e-kwin-a'-ted*). Inoculated with the virus of equinia.

equination (*e-kwin-a'-shun*) [*equinus*, of a horse]. 1. Inoculation with the virus of equine smallpox 2. Inoculation with the virus of equinia.

equinia (*e-kwin'-e-ah*) [*equus*, a horse]. Glanders; farcy.

equinocavus (*e-kwi-no-ka'-vus*) [*equinus; cavus*, hollow]. Dorsal talipes equinus in which the plantar surface is excessively hollowed and creased.

equinovarus (*e-kwi-no-va'-rus*) [*equinus; varus*, bent outward]. A variety of talipes presenting the characteristics of talipes equinus and varus

equinus (*e-kwi'-nus*) [*equus*, a horse]. 1. Talipes equinus. 2. Relating to the horse; equine. **e. dorsalis,** a form of talipes equinus in which the patient walks on the dorsal surface of the flexed toes. **e. plantaris,** the form of talipes equinus in which the toes are extended throughout or only at the metatarsophalangeal joint.

equipotential (*e-kwi-po-ten'-shal*) [*æquus*, equal; *potentia*, power]. Of equal power; applied in electricity to bodies with equal dynamic units.

equisetene (*e-kwis'-et-ēn*). Trade name of a suture material.

Equisetum (*ek-wis-e'-tum*) [*equus*. a horse; *sæta*, a bristle]. A genus of cryptogamous plants. *E. hiemale* is used in dropsy and diseases of genito-urinary origin. Dose of *fluidextract* 30–60 min. (1.8–3.7 Cc.).

equivalence, equivalency (*e-kwiv'-al-ens, -en-se*) [*æquus*, equal; *valence*] The saturating power of

an atom of an element as compared with that of an atom of hydrogen. Valence.

equivalent (*e-kwiv'-al-ent*). Of equal valency; having the same value. **e., chemical,** the amount of an element capable of combining with a unit weight of hydrogen; it is the atomic weight of the element divided by its valence. **e., endosmotic,** the ratio obtained by dividing the amount of the replacing liquid in osmotic action by the amount replaced. **e., Joule's.** See under *Joule*. **e. psychic epileptic,** mental disturbance or excitement which may take the place of epileptic attacks. **e., toxic,** the quantity of poison capable of killing, by intravenous injection, one kilogram of animal. **e. weight,** same as *equivalent, chemical*.

equivocal (*e-kwiv'-o-kal*) [*æquus*, equal; *vox*, sound]. Of doubtful significance, as equivocal symptoms.

E. R. Abbreviation for *external resistance*.

Er. The chemical symbol of erbium, also written simply E.

eradication (*e-rad-ik-a'-shun*) [*e*, out; *radicare*, to root]. Complete or thorough removal.

erasion (*e-ra'-zhun*) [*e*, out; *radere*, to scrape]. 1. The act of scraping 2. Scraping or curetting of a joint 3. The same as arthrectomy.

Erb's disease [Wilhelm Heinrich *Erb*, German physician, 1840–1921]. Severe pseudoparalytic myasthenia; asthenic bulbar paralysis. **E.'s juvenile form of progressive muscular atrophy,** the scapulohumeral type. **E.'s myotonic reaction.** See *E.'s waves*. **E.'s palsy, E.'s paralysis,** a paralysis involving the deltoid, biceps, brachialis anticus, and supinator longus; often also the supinator brevis, and at times the infraspinatus; rarely the subscapularis. It is traumatic in origin; it may occur during birth. **E.'s point,** a point about two finger-breadths above the clavicle and one finger-breadth external to the sternomastoid. Electrical stimulation at this point produces contraction of the deltoid, biceps, brachialis anticus, and supinator longus. **E.'s symptom.** 1. Increase of the electric irritability of the motor nerves in tetany. 2. Dulness on percussion over the manubrium sterni in acromegaly. **E.'s waves,** undulatory movements produced in a muscle by passing a moderately strong constant current through it and leaving the electrodes in place, the circuit remaining closed. They are sometimes seen in Thomsen's disease

Erb-Charcot's disease. Spastic spinal paralysis; spasmodic tabes dorsalis.

Erben's phenomenon (*er'-ben*) [Sigmund *Erben*, Austrian physician, 1863–] 1. A temporary slowing of the pulse on bending forward or attempting to sit down; it has been observed in neurasthenia. 2. In sciatica the pain is increased by hyperflexion of the leg on the sound side. 3. In sciatica the temperature of the knee on the painful side is reduced.

Erb-Goldflam's symptom-complex. See *Erb's disease*.

erbium (*ur'-be-um*). A rare element; symbol Er. See *elements, table of*.

Erb-Westphal's symptom. See *Westphal's sign*.

Erdmann's reagent (*erd'-man*) [H. *Erdmann*, German chemist, 1862–]. A mixture of nitric acid and sulphuric acid, used in testing alkaloids.

erect (*e-rekt'*) [*erigere*, to set up]. 1. To raise through engorgement of the tissues. 2. Upright; in the state of erection.

erectile (*e-rek'-til*) [*erect*] Having the quality of becoming erect. **e. tissue,** a tissue consisting of a network of expansile capillaries that, under stimulus, become engorged with blood and cause erection of the part. **e. tumor,** a tumor of erectile tissue.

erection (*e-rek'-shun*) [*erect*]. The state of being erect, as *erection* of the penis or clitoris. Fulness and firmness of the genital organs from congestion.

erector (*e-rek'-tor*) [*erect*]. 1. A muscle that produces erection of a part. See under *muscle*. 2. A prism frequently attached to the eye-piece of the microscope, for correcting the inversion of the image. **e. nerves.** See *nervi erigentes*. **e. pili,** the unstriped muscular fibers causing the erection of the hair and the phenomenon called goose-flesh or goose-skin.

eremacausis (*er-e-mak-aw'-sis*) [ἠρέμα, slowly; καῦσις, burning]. Slow oxidation or gradual decay; slow combustion.

eremiophobia (*er-e-me-o-fo'-be-ah*) [ἠρέμα, still; φόβος, fear]. Morbid fear of stillness.

eremophobia (*er-e-mo-fo'-be-ah*) [ἐρῆμος, desolate; φόβος, fear]. The same as *agoraphobia, q. v.*

erepsin (*er-ep'-sin*) [ἐρεπτειν, to destroy]. A ferment produced by the intestinal mucosa, having no effect on unaltered albumin but causing cleavage of peptones.

ereptone (*er-ep'-tōn*). A preparation obtained by the action of the pancreatic juice and succus entericus on lean meat; used for rectal feeding.

erethetic, erethetical (*er-e-thet'-ik, -al*). See *erethismic*.

erethin (*er'-e-thin*) [ἐρεθίζειν, to irritate]. The name given by Klebs to that constituent of tuberculin which occasions fever.

erethism, erethismus (*er'-e-thizm, er-e-thiz'-mus*) [ἐρεθισμός, irritation] 1. An abnormal increase of nervous irritability. 2. Quick response to stimulus. See *apathism*.

erethisma (*er-e-thiz'-mah*). An irritant.

erethismal (*er-e-thiz'-mal*). Of the nature of an erethism.

erethismic, erethistic (*er-e-thiz'-mik, -this'-tik*). Relating to, or affected with, erethism.

ereuthophobia (*e-rūth-o-fo'-be-ah*) [ἐρευθος, redness; φόβος, fear]. Morbid fear of blushing.

ereuthosis (*e-rūth-o'-sis*) [ἐρευθος, a redness]. Extreme facility for blushing.

erg (ἔργον, work]. A unit of work, representing the work done in moving a body against the force of one dyne through a space of one centimeter.

ergamine (*er'-gam-ēn*). Trade name of an organic base, beta-iminazolylethylamine, occurring in ergot and its extracts, and also produced by chemical synthesis. It is a stimulant of unstriped muscle, particularly of the uterus; and is used in cases of postpartum hemorrhage.

ergasiomania (*ur-gas-e-o-ma'-ne-ah*) [ἐργασία, work; μανία, madness]. 1. An eager desire for work of any kind. 2. Mania for performing operations.

ergasiophobia (*ur-gas-e-o-fo'-be-ah*) [ἐργασία, work; φόβος, fear]. 1. Timidity in operating; a dread of operations. 2. Dread of work of any kind.

ergasthenia (*ur-gas-the'-ne-ah*) [ἐργόν, work; ἀσθένεια, weakness]. Weakness due to overwork.

ergastoplasm (*er-gas'-to-plasm*) [ἔργον, work; *plasm*]. Same as *kinoplasm*.

ergoapiol (*er-go-a'-pe-ol*). A proprietary combination of apiol, 5 parts; ergotin, 1 part; savin'oil,

½ part; aloin, ½ part; it is used as an emmenagogue. Dose 7–14 gr. (0.45–0.9 Gm.).

ergogenesis (*ur-go-jen'-es-is*) [ἔργον, work; γένεσις, production]. Same as *ergogeny*.

ergogenetic (*ur-go-jen-et'-ik*) [ἔργον, work; γένεσις, production]. Pertaining to, ergogeny.

ergogeny (*ur-goj'-en-e*) [ἔργον, work; γένεσις, production]. In biology, the energy, both potential and kinetic, involved in the adaptive processes of living organisms; it includes both kinetogeny and statogeny. (Ryder.)

ergograph (*ur'-go-graf*) [ἔργον, work; γράφειν, to write]. A recording ergometer. An instrument for recording the extent of movement produced by a contracting muscle, or the amount of work it is capable of doing.

ergomania (*ur-go-ma'-ne-ah*). Ergasiomania.

ergometer (*ur-gom'-et-er*) [ἔργον, work; μέτρον, measure]. A variety of dynamometer.

ergone (*er'-gōn*). Trade name of a sterile preparation of ergot.

ergophobia (*er-go-fo'-be-ah*) [ἔργον, work; φόβος, fear]. Morbid dread of work; ergasiophobia.

ergophore group (*ur'-go-fōr*) [ἔργον, work; φέρειν, to bear]. A group of atoms belonging to the molecule of an antibody, and by virtue of which its specific action depends.

ergostat (*ur'-go-stat*) [ἔργον, work; ἱστάναι, to stand]. Device for testing muscular strength.

ergosterol, irradiated (*er-gos'-ter-ol*). Viosterol, *q.v.*

ergot, ergota (*er'-got, er-go'-tah*) [Fr., *ergot*, a spur]. The sclerotium of the *Claviceps purpurea*, a fungus growing on rye. It is a vasomotor stimulant and causes contraction of the involuntary muscles. It is used to control hemorrhage and to cause uterine contraction; it is also employed in cerebral and spinal congestion, in diabetes insipidus, and in night-sweats. Dose 10 gr.–1 dr. (0.65–4.0 Gm.). **e., extract of** (*extractum ergotæ*, U. S. P.), ergot. Dose 5–20 gr. (0.3–1.3 Gm.); hypodermatically, ½–5 gr. (0.016–0.32 Gm.). **e., fluidextract of** (*fluidextractum ergotæ*, U. S. P.). Dose ½ dr.–½ oz. (2–16 Cc.). **e., infusion of** (*infusum ergotæ*, B. P.). Dose 1–2 oz. (30–60 Cc.). **e., injection of** (*injectio ergotinæ hypodermica*, B. P.), ergotin and camphor-water. Dose subcutaneously 3–10 min. (0.2–0.65 Cc.). **e., tincture of** (*tinctura ergotæ*, B. P.). Dose 10 min.–1 dr. (0.6–4.0 Cc.) **e., wine of** (*vinum ergotæ*, U. S. P.). Dose 2 dr. (8 Cc.).

ergotamine (*er-got-am'-ēn*) [*ergot; ammonia*]. The principal alkaloid of ergot.

ergotherapy (*er-go-ther'-ap-e*) [ἔργον, work; θεραπεία, treatment]. Treatment of disease by physical work.

ergotin (*er'-go-tin*). Extract of ergot.

ergotine (*er-go-tēn'*). An alkaloid of ergot.

ergotinine (*er-got'-in-ēn*), $C_{35}H_{40}N_4O_6$. An alkaloid from ergot of rye.

ergotinol (*er-got'-in-ol*). A proprietary ammoniated solution of ergotin.

ergotinum (*er-go-li'-num*). See *ergotin*.

ergotism (*er'-got-izm*) [*ergot*]. The constitutional effects following the prolonged use of ergot, or of grain containing the fungus *Claviceps purpurea*. There are two types· (1) a spasmodic form with contractions and cramps of the muscles, (2) a form characterized by dry gangrene.

ergotized (*ur'-go-tīzd*). Systemically affected with ergot.

ergotol (*ur'-got-ol*). A proprietary liquid preparation of ergot, for hypodermatic injection.

ergotoxine (*er-go-toks'-ēn*). An alkaloid derived from ergot, probably identical with cornutine.

ergoval (*er'-go-val*). Trade fluid extract of ergot.

Erichsen's disease (*er'-ik-sen*) [Sir John Eric *Erichsen*, English surgeon, 1818–1896]. Railway-spine; railway-brain. A train of symptoms following accidents, which may assume the form of traumatic hysteria, neurasthenia, hypochondriasis, or melancholia. **E.'s ligature**, one consisting of a double thread, one-half of which is black, the other white; it is used in the ligation of nevi. **E.'s sign**, to differentiate coxalgia from sacroiliac disease: compression of the two iliac bones causes pain in the latter, but not in the former, affection.

ericin (*er'-is-in*) [ἐρείκη, heather]. A dye obtained from common heath and varieties of poplar wood by treating with a hot solution of alum.

ericolin (*er-ik'-o-lin*) [ἐρείκη, heath], $C_{34}H_{56}O_{21}$. A substance found in *uva ursi* It is an amorphous, yellowish glucoside with a bitter taste, yielding with diluted acids sugar and an essential oil—*ursone*.

erigens (*er'-e-jens*) [L.]. Producing erection, as the nervi erigentes.

erigeron (*er-ij'-er-on*) [ἠριγέρων, groundsel]. Fleabane. The plant *E. canadense*, having physiological actions like those of oil of turpentine, but less irritant. It contains oil of erigeron, and is used as a hemostatic. *E. bellidifolium* and *E. philadelphicum* afford similar oil, and have the same properties. *E. canadense* is used in dropsy and diseases of the genitourinary tract. **e., fluidextract of.** Dose 30–60 min. (1.8–3.7 Cc). **e., oil of** (*oleum erigerontis*, U. S. P.). Dose 10 min.–½ dr. (0.65–2.0 Cc.).

eriocome (*er'-e-o-kōm*) [ἔριον, wool; κόμη, hair]. Haeckel's term for a race having woolly hair that covers the head like a continuous fleece, as in the majority of negroes Cf. *lophocome*.

eriocomous (*er-e-ok'-om-us*). Villous; covered with wooly hair.

eriodictyon (*er-e-o-dik'-te-on*) [ἔριον, wool; δίκτυον, a net]. Yerba santa or mountain-balm. The leaves of *E. californicum*, a shrub of California, are expectorant and an excipient for quinin, the taste of which they largely conceal. Dose 15 gr. (1 Gm.). **e., extract of.** Dose 2–10 gr. (0.13–0.65 Gm.). **e., fluidextract of** (*fluidextractum eriodictyi*, U. S. P.). Dose 15 min.–1 dr. (1–4 Cc.).

eriometer (*er-e-om'-et-er*). A device for ascertaining the diameter of cells in a dried blood smear.

erisophake (*er-is'-o-fāk*). An instrument like a small spoon with blunt edges, on a long handle connected with an apparatus for producing a vacuum; used in an operation for cataract (the operation is known as *phakoerisis*).

Erlenmeyer's mixture (*er'-len-mi-er*) [Friedrich Albrecht *Erlenmeyer*, German psychiatrist, 1849–]. A mixture of equal parts of the bromides of potassium, sodium, and ammonium.

ernutin (*er-nū'-tin*). A proprietary preparation of ergot.

erodent (*e-ro'-dent*) [*e*, out; *rodere*, to gnaw]. 1. Caustic; causing erosion. 2. A caustic drug.

erodium cicutarium (*e-ro'-de-um sik-ū-ta'-re-um*). The stork's-bill, an annual plant belonging to the *Geraniaceæ*; it is used as a substitute for hydrastis.

erogenic, erogenous (*er-o-jen'-ik, er-oj'-en-us*) [ἔρως, love; γεννᾶν, to produce]. Producing or stimulating the sexual appetite. **e. zone**, any part of the body which on being touched causes sexual feelings.

eromania (*er-o-ma'-ne-ah*). See *erotomania*.

erose (*er-ōs'*) [*erodere*, to eat out]. Having a margin or border irregularly toothed.

erosion (*e-ro'-shun*) [*erodere*, to eat out]. The eating away of tissue. **e., aphthous,** the formation of flat ulcers on a mucosa. **e., dental,** a progressive decalcification, affecting most commonly the labial and buccal faces of the teeth, not due to the causes of dental caries, and usually associated with the gouty diathesis. **e., papillary,** a condition developed from simple erosion; after the destruction of the epithelium the exposed points of the papillæ swell and appear as granular, dark-red, and easily bleeding elevations.

erosive (*e-ro'-siv*). 1. Pertaining to or causing or characterized by erosion. 2. An agent which produces erosion.

erotic (*er-ot'-ik*) [ἔρως, love]. Pertaining to the sexual passion; lustful.

eroticism (*er-ot'-is-izm*) [ἔρως, love]. An erotic disposition; erotic display; tendency to erotomania.

eroticomania (*er-o-tik-o-ma'-ne-ah*) [*erotic; μανία*, madness]. Same as *erotomania*.

erotism (*er'-o-tizm*). A condition of erotic intoxication.

erotogenic (*er-ot-o-jen'-ik*) [ἔρως, love; γεννᾶν, to produce]. Causing erotic feelings.

erotomania (*er-ot-o-ma'-ne-ah*) [ἔρως, love; *μανία*, madness]. Morbid exaggeration of the affections, usually toward the opposite sex.

erotomaniac (*er-ot-o-ma'-ne-ak*). A patient who is afflicted with erotomania.

erotopath (*e-rot'-o-path*). A person who is afflicted with erotopathy.

erotopathy, erotopathia (*er-ot-op'-ath-e, er-o-to-path'-e-ah*) [ἔρως, love; πάθος, disease]. Perverted sexual instinct.

erotophobia (*er-o-to-fo'-be-ah*) [ἔρως, love; φόβος, fear]. A morbid dislike to the expression of sexual feelings.

erpiol (*er'-pe-ol*). A proprietary remedy of ergotin, apiol and gossypiin.

errabund (*er'-a-bund*) [*errare*, to wander]. Erratic; wandering.

erratic (*er-at'-ik*) [*errare*, to wander]. Moving about from place to place; irregular; strange or unusual; eccentric, peculiar.

errhine (*er'-in*) [ἐν, in; ῥίς, the nose]. 1. Causing discharges from the nose. 2. A medicine that increases nasal secretions; a sternutatory.

errhysis (*er'-is-is*) [ἕρρειν, to go slowly]. Slow bleeding.

erseol (*er'-se-ol*). Trade name for quinoline sulphosalicylate; it is used as a substitute for quinine.

erubescence (*er-oo-bes'-ens*) [*erubescentia*, blushing]. Redness of the skin.

eructation (*e-ruk-ta'-shun*) [*eructare*, to belch]. Belching.

erugation (*er-oo-ga'-shun*) [*e*, out; *ruga*, wrinkle]. The removal of wrinkles.

erugatory (*er-oo'-gat-or-e*) [*e*, out; *ruga*, a wrinkle]. 1. Tending to remove wrinkles. 2. A remedy for wrinkles.

eruption (*e-rup'-shun*) [*erumpere*, to burst out]. 1. A bursting forth, especially applied to the skin-lesions of the exanthematous diseases. 2. The appearance of a tooth through the gums. **e., drug, e., medicinal.** See *dermatitis medicamentosa*. **e., Koch's.** See under *Koch*. **e., miliary,** an eruption of little vesicles occurring in the course of febrile diseases. **e. of tooth,** the appearance of a tooth through the gum tissue.

eruptive (*e-rup'-tiv*) [see *eruption*]. Attended by an eruption, as an *eruptive* fever.

Eryngium (*er-in'-je-um*) [ἠρύγγη, a sort of thistle]. A genus of plants of the order *Umbelliferæ*. *E. yuccæfolium* is indigenous to the western prairies and southern barrens of the United States. The root is diaphoretic, expectorant, and refrigerant. Dose of *fluidextract* 30–60 min. (1.8–3.7 Cc.).

erysipelas (*er-is-ip'-el-as*) [ἐρυθρός, red; πέλλα, skin]. An acute infectious disease due to *Streptococcus erysipelatis* (which is probably identical with the *Streptococcus pyogenes*), and characterized by an inflammation of the skin and subcutaneous tissues. **e. ambulans.** See *e., wandering*. **e. bullosum,** that attended with formation of bullæ. **e. chronicum.** Synonym of *erysipeloid*. **e. diffusum,** that in which the affected area is not sharply defined, the redness merging gradually with the color of the surrounding skin. **e., facial,** erysipelas of the face, the most common form. After an initial chill the temperature rises very high; there may be vomiting and delirium, and the disease may spread rapidly over a great part of the body. The affected area is swollen, has a deep-red color, an elevated margin, and itches. **e. glabrum,** that in which the skin is tightly stretched and has a smooth, shining appearance. Syn., *erysipelas læve; erysipelas lævigatum*. **e., idiopathic,** erysipelas occurring without any visible wound. **e., internal, e. internum,** that affecting the interior of the body, especially the mucosas. **e. læve, e. lævigatum.** See *e. glabrum*. **e. medicamentosum,** a medicine rash resembling erysipelas, but marked by rapid development, the absence of well-defined areas, and tenderness on pressure. **e. migrans.** See *e., wandering*. **e. perstans,** Kaposi's term for an erysipelas-like condition of the face with marked fever disturbances and typhoid symptoms. **e. phlegmonous,** a form of erysipelas in which there is pus-formation. **e., pustular, e. pustulosum,** a variety of erysipelas bullosum in which the bullæ contain pus. **e., serpiginous,** a form which extends by involving neighboring parts of the skin. **e., spontaneous,** that to which no external cause can be assigned. **e., surgical, e., traumatic,** erysipelas occurring in the site of a wound. **e., symptomatic,** that dependent on some constitutional disorder. **e., true,** that due to infection with *Streptococcus erysipelatis*, Fehleisen See under *Micrococci, table of*. **e., venous,** that accompanied by venous congestion and marked by a dark-red color which does not entirely disappear on pressure. **e. verrucosum,** that characterized by a warty or lumpy appearance. **e., wandering,** a form in which the erysipelatous process successively disappears from one part of the body to appear subsequently at another part. **e., white,** a variety of erysipelatous edema in which there is no manifest dilation of the blood-vessels.

erysipelatous (*er-is-ip-el'-at-us*) [*erysipelas*]. Of the nature of or affected with erysipelas.

erysipelococcus (*er-is-ip-el-o-kok'-us*). A name for *Streptococcus erysipelatis*, to which erysipelas is due.

erysipeloid (*er-is-ip'-el-oid*) [*erysipelas; εἶδος*, likeness]. A noncontagious disease resembling ery-

sipelas. It is due to *Cladothrix dichotoma*. Syn., *erysipelas chronicum; erythema migrans*.

erysipelotoxin (*er-e-sip-el-o-toks'-in*). The toxin of erysipelas.

erythema (*er-ith-e'-mah*) [ἐρυθαίνειν, to make red]. A redness of the skin occurring in patches of variable size and shape. **e. æstivum,** an intense itching and burning, attended with swelling and formation of bullæ, attacking the feet and ankles of those who walk barefooted in hay-fields. **e. a frigore, e. a gelu,** chilblain. **e., amorphous,** that in which the efflorescence is irregular in outline and arrangement. **e. angiectaticum,** Auspitz's term for rosacea in order to convey the idea of its dependence upon dilatation of the cutaneous blood-vessels. **e. annulare,** a form of erythema multiforme in which the lesions shrink and desquamate at the center, but continue to extend at the periphery by a raised margin. **e., choleraic,** erythema multiforme occurring in cholera patients, chiefly affecting the extremities and marked by papules bluish-red or livid in color. It has been observed as occurring at both the initial and the declining stage of the disease. **e. congestivum,** erythema with congestion of the skin. **e. diffusum,** a form resembling scarlatina, with ill-defined outline, the red color of the affected skin merging gradually into that of the surrounding parts. **e. enematogenes,** an eruption sometimes observed in children on the anterior surface of the knees, backs of the elbows, buttocks, and face, appearing from 12 to 24 hours after the administration of an enema. It lasts from 24 to 48 hours, is rarely followed by desquamation, and gives rise to no constitutional disturbance. **e., infectious,** a name given to erythema multiforme to express the theory of its infectious character. **e. intertrigo,** intertrigo; a hyperemia of the skin occurring where the folds of the integument come in contact. The epidermis may be abraded. **e., Lewin's, of the larynx,** simple syphilitic catarrh of the larynx. **e. migrans** Synonym of *erysipeloid* **e. multiforme,** an acute inflammatory skin disease characterized by reddish macules, papules, or tubercles, usually appearing on the legs and forearms. It is often ushered in by gastric distress and rheumatic pains **e. nodosum,** dermatitis contusiformis, an inflammatory disease characterized by the formation, especially on the tibial surfaces, of rounded, elevated, erythematous nodules. **e. serpens.** Same as *e. migrans*. **e. solare.** See *e., symptomatic*. **e., symptomatic,** a hyperemia of the skin, either diffuse or in nonelevated patches. It is either idiopathic, as when arising from the action of the sun (*erythema solare*), or due to various poisons (*erythema venenatum*), or it is symptomatic of systemic disease or gastrointestinal disorder **e. variolosa,** a rash occurring sometimes in the first stage of smallpox. **e. venenatum.** See *e., symptomatic*.

erythemameter (*er-ith-e-mam'-e-ter*) An instrument for determining sensitivity to sunburn.

erythematica (*er-ith-e-mat'-ik-ah*) [*erythema*]. A form of idiopathic enteritis

erythematous (*er-ith-em'-at-us*) [*erythema*]. Of the nature of erythema.

erythemoid, erythematoid (*er-ith'-em-oid, er-ith-em'-at-oid*) [*erythema; εἶδος*, resemblance]. Resembling erythema. **e. reaction.** See *erythrocytosis* (1).

erythrasma (*er-ith-raz'-mah*) [ἐρυθρός, red]. A rare skin disease attacking the axillæ or inguinal region or the buttocks. It forms reddish or brownish, sharply defined, slightly raised, desquamating patches that cause no itching or inconvenience. It is due to *Bacillus epidermidis*.

erythremelalgia (*er-ith-rem-el-al'-je-ah*). See *erythromelalgia*.

erythremia, erythræmia (*er-ith-re'-meah*). Same as *erythrocythemia*.

erythrenteria (*er-ith-ren-te'-re-ah*) [ἐρυθρός, red; ἔντερον, intestine]. Intestinal hyperemia.

erythrism (*er'-ith-rizm*) [ἐρυθρός, red]. 1. In biology, applied to conditions of dichromatism in which the normal colors of the integument are affected by an excess of red pigment, as often shown in the plumage of a bird. 2. Broca's term for the pathological condition exhibited by the individual having red hair in a dark-haired race free from intermixture, as among European Jews.

erythrite (*er-ith-rīt*). Erythrol (1).

erythro- (*er-ith-ro-*) [ἐρυθρος, red]. A prefix signifying of a red color.

erythroblast (*er-ith'-ro-blast*) [*erythro-; βλαστός*, a germ] A rudimentary red blood-corpuscle.

erythroblastosis, fetal. A condition of congenital general edema, characterized by general edema, dropsy of the serous cavities, enlargement of liver and spleen, edema of placenta and cord, and a large number of erythroblasts in the blood, liver and spleen

erythrocatalysis (*er-ith-ro-kat-al'-is-is*) [*erythro; catalysis*]. Excessive destruction of the red blood corpuscles by phogocytosis.

erythrochloropia (*er-ith-ro-klo-ro'-pe-ah*) [*erythro-, χλωρός*, green, *ὤψ*, eye]. A form of subnormal color-perception in which green and red are the only colors correctly distinguished

erythrochloropy (*er-ith-ro-klor'-o-pe*) [*erythro-; χλωρός*, green]. Ability to distinguish red and green colors only.

erythroclasis (*er-ith-rok'-las-is*) [*erythrocyte; κλάσις*, a breaking]. Breaking up of the red blood corpuscles.

erythrocruorin (*er-ith-ro-kru'-or-in*) [*erythro-; cruor*, blood] Same as *hemoglobin*.

erythrocyte (*er'-ith-ro-sīt*) [*erythro-; κύτος*, a cell]. A red blood-corpuscle.

erythrocythemia, erythrocythæmia (*er-ith-ro-si-the'-me-ah*) [*erythro-; κύτος*, a cell; *αἷμα*, blood]. (1) A condition in which there is an increase of red blood corpuscles in the blood. Synonym for *Vaquez's Disease, q. v*

erythrocytoblast (*er-ith-ro-si'-to-blast*). Same as *erythroblast*

erythrocytolysin (*er-ith-ro-si-tol'-is-in*). An agent capable of producing erythrocytolysis; hemolysin.

erythrocytolysis (*er-ith-ro-si-tol'-is-is*) [*erythrocyte; λύσις*, a loosing]. The plasmolysis of red blood-corpuscles; the escape of soluble substances and the reduction of the volume of the corpuscle.

erythrocytometer (*er-ith-ro-si-tom'-et-er*) [*erythrocyte; μέτρον*, a measure]. A heavy, graduated, glass capillary tube, the lumen of which is expanded near the upper end into a bulb containing a small cubic glass bead which serves as a stirrer. It is used in counting erythrocytes. Cf. *leukocytometer*.

erythrocyto-opsonins (*er-ith-ro-si-to-op'-so-nins*). Substances which are opsonic for red blood corpuscles.

erythrocytorrhexis (*er-ith-ro-si-tor-reks'-is*). See *plasmorrhexis*.

erythrocytoschisis (*er-ith-ro-si-tos'-kis-is*) [*erythrocyte*; σχίσις, cleavage]. The splitting-up of red blood-corpuscles into discs resembling blood-platelets. Cf. *plasmoschisis*.

erythrocytosis (*er-ith-ro-si-to'-sis*) [*erythrocyte*]. 1. The formation of red blood-corpuscles. 2. The presence in the blood, before birth, of red cells with nuclei and with karyokinetic figures.

erythroderma (*er-ith-ro-der'-mah*) [*erythro-*; δέρμα, skin]. Erythema, erythrodermia.

erythrodermia (*er-ith'-ro-der-me-ah*) [*erythro-*; δέρμα, skin]. Abnormal redness of the skin.

erythrodermitis (*er-ith-ro-der-mi'-tis*) [*erythro-*; δέρμα, skin; ιτις, inflammation]. A chromodermatosis characterized by erythema and superficial dermatitis.

erythrodextrin (*er-ith-ro-deks'-trin*) [*erythro-*; *dexter*, right]. A dextrin formed by the action of saliva on starch It yields a red color with iodine.

erythrogen (*er-ith'-ro-jen*) [*erythro-*; γεννᾶν, to produce]. A green substance that has been found in unhealthy bile, and which (apparently without good reason) has been regarded as "the base of the coloring-matter of the blood."

erythroglucin (*er-ith-ro-glu'-sin*). See *erythrol*

erythrogonium (*er-ith-ro-go'-ne-um*) [*erythrocyte*; γονή, generation]. The precursor of an erythrocyte, a hematoblast.

erythrogranulose (*er-ith-ro-gran'-ū-lōs*) [*erythro-*; *granulum*, a little grain]. A granular substance, found in starch-grains, coloring red with iodine.

erythroid (*er'-ith-roid*) [*erythro-*; εἶδος, resemblance]. Reddish; of a red color.

erythrol (*er'-ith-rol*) [ἐρυθρός, red]. 1. $C_4H_6(OH)_4$. A crystalline alkaloid from certain algæ and lichens 2. A double salt of bismuth and cinchonidine. It is used in rare forms of dyspepsia in which acid reaction of the gastric juice is accompanied by the production of butyric acid. e. **tetranitrite**, $(CH_2ONO_2)_2$-$(CHO.NO_2)_2$, large scales, soluble in alcohol, insoluble in water, exploding on percussion; recommended as a substitute for amyl nitrite and nitroglycerin in angina pectoris, asthma, lead colic, and cardiac affections. Dose ½–1 gr. (0 03–0 06 Gm.).

erythrolysin (*er-ith-rol'-is-in*). See *hemolysin*.

erythrolysis (*er-ith-rol'-is-is*) Erythrocytolysis.

erythromannite (*er-ith-ro-man'-īt*). Same as *erythrol*.

erythromelalgia (*er-ith-ro-mel-al'-je-ah*) [*erythro-*; μέλος, a limb; ἄλγος, pain]. An affection of the distal parts of the extremities, particularly the feet, characterized by redness and neuralgic pain. The disease is very obstinate; its pathology is not well understood. It may be a vasomotor neurosis, a neuritis of the peripheral nerves, or it may be due to changes in the spinal cord.

erythromelia (*er-ith-ro-me'-le-ah*) [*erythro-*; μέλος, limb]. An affection of the extensor surfaces of the arms and legs, characterized by painless progressive redness of the skin; it is distinct from erythromelalgia.

erythrometer (*er-ith-rom'-et-ur*) [*erythro-*; μέτρον, measure]. An apparatus for measuring degrees of redness

erythroneocytosis (*er-ith-ro-ne-o-si-to'sis*) [*erythro-*; νέος, new, κύτος, cell]. The presence of regenerative forms of red blood corpuscles in the circulating blood.

Erythronium (*er-ith-ro'-ne-um*) [ἐρυθρός, red]. A genus of liliaceous plants. *E. americanum* is a species indigenous to the United States; the bulb and all parts of the plant are emetic. Dose 20–30 gr. (1.3–1.9 Gm.).

erythropenia (*er-ith-ro-pe'-ne-ah*) [*erythro-*; πενία, poverty]. Deficiency in the number of red blood-corpuscles.

erythrophage (*er-ith'-ro-fāj*) [*erythro-*; φαγεῖν, to eat]. Any one of the phagocytic cells which, lying about a hemorrhagic area, take up the pigment of the blood or even red-corpuscles. They are remarkable for their brilliant color (red to golden).

erythrophil (*er-ith'-ro-fil*) [*erythro-*; φιλεῖν, to love]. Auerbach's term for the red-staining nuclear substance of animal and vegetal cells.

erythrophilous (*er-ith-rof'-il-us*) [see *erythrophil*]. Having an especial affinity for red dyes.

erythrophleine (*er-ith-rof'-le-ēn*) [*erythro-*; φλοιός, bark]. A poisonous alkaloid from casca-bark. e. **hydrochloride**, a local anesthetic and cardiac tonic; used chiefly in ophthalmology in 0.05 to 0.25 % solution. Dose $\frac{1}{32}$–$\frac{1}{16}$ gr. (0.002–0.004 Gm.).

erythrophleum (*er-ith-rof'-le-um*). Casca-bark.

erythrophlogosis (*er-ith-ro-flo-go'-sis*) [*erythro-*; φλόγωσις, a burning]. Inflammation attended with redness.

erythrophobe (*er-ith'-ro-fōb*) [*erythrophobia*]. One fearing or disliking red colors

erythrophobia (*er-ith-ro-fo'-be-ah*) [*erythro-*; red; φόβος, fear]. Morbid intolerance of red colors; sometimes observed after operations for cataract. 2 Fear of blushing; ereuthophobia.

erythrophose (*er'-ith-ro-fōz*) [*erythro-*; φῶς, light]. A red phose.

erythropia (*er-ith-ro'-pe-ah*). Same as *erythropsia*.

erythropoiesis (*er-ith-ro-poi'-e-sis*) [*erythro-*; ποιῆσις, a making]. The formation of red blood corpuscles.

erythropoietic (*er-ith-ro-poi-e'-tik*). Pertaining to erythropoiesis.

erythroprosopalgia (*er-ith-ro-pros-o-pal'-je-ah*) [*erythro-*; πρόσωπον, face; ἀλγός, pain]. A condition characterized by redness and neuralgic pain in the face; otherwise, similar to erythromelalgia.

erythropsia (*er-ith-rop'-se-ah*) [*erythro-*; ὄψις, vision]. An abnormality of vision in which all objects appear red; red vision.

erythropsin (*er-ith-rop'-sin*) [*erythro-*; ὤψ, vision] An organic substance of the retina. In the presence of light it is believed to form different combinations, constituting color-perception. It is called *visual purple* and *rhodopsin*, *q. v.*

erythropyknosis (*er-ith-ro-pik-no'-sis*) [*erythro-*; πυκνός, thick]. Degenerative changes in the invaded erythrocyte, characteristic of the estivo-autumnal infections. It consists in the development of a brassy appearance of the blood-cell, together with distinct crenation.

erythrorrhexis (*er-ith-ro-reks'-is*) [*erythrocyte*; ῥῆξις, a rupture]. Breaking up of the red blood corpuscles.

erythrose (*er'-ith-rōs*) [*erythro-*], $C_4H_8O_4$ Tetrose A substance derived from erythrol It is probably a mixture of an aldose and a ketose. It is next to the lowest glucose.

erythrosin (*er-ith-ro'-sin*) [*erythro-*; *tyrosin*], $C_{20}H_{18}N_2O_9$. A compound product by the action of HNO_3 on tyrosin. It is used as a coloring matter.

erythrosinophil (*er-ith-ro-sin'-o-fil*) [*erythrosin*; φιλεῖν, to love]. Easily stainable with erythrosin.

erythrosis (*er-ith-ro'-sis*) [ἐρυθρός, red]. 1. Arterial plethora, or the redness of the skin due to it. 2. An exaggerated tendency to blush. 3. Hyperplasia of the red-cell-forming tissue.

erythroxyline (*er-ith-roks'-il-ēn*) [*erythro-*; ξύλον, wood]. Synonym of *cocaine*.

erythroxylon (*er-ith-roks'-il-on*) [see *erythroxyline*]. Coca. The leaves of *E. coca*, a shrub indigenous to the Andes. It contains an alkaloid, *cocaine*, $C_{17}H_{21}NO_4$, to which its properties are mainly due It is an aromatic tonic and cerebral stimulant. Dose of *coca* (*erythroxylon coca*, B. P.) 2–15 gr. (0.13–1.0 Gm.); of the *fluid-extract* (*fluidextractum cocæ*, U. S. P.) 20 min.–1 dr. (1.3–4.0 Cc.); of the *liquid extract* (*extractum cocæ liquidum*, B. P.) 20 min.–1 dr. (1.3–4.0 Cc.).

erythruria (*er-ith-ru'-re-ah*) [*erythro-*; οὖρον, urine]. The passage of reddish urine. Hematuria.

Esbach's reagent (*es'-bakh*) [Georges Hubert *Esbach*, French physician, 1843–1890]. Picric acid 1, citric acid 2, water to 100. It is used as a test for albumin in urine.

escalin (*es'-kal-in*). A paste of powdered aluminum and glycerin; said to be indicated in gastric ulcer.

eschar (*es'-kar*) [ἔσχάρα, a scab]. A slough, especially that produced by the thermocautery **e., neuropathic**, a bed-sore

escharodermitis (*es-kar-o-der-mi'-tis*) [*eschar*, δέρμα, skin; ιτις, inflammation]. A skin-inflammation marked by the formation of eschars.

escharosis (*es-kar-o'-sis*). The formation of an eschar; escharotic action.

escharotic (*es-kar-ot'-ik*) [*eschar*]. 1. Caustic; producing a slough. 2. A substance that produces ar. eschar; a caustic.

Escherich's bacillus (*esh'-er-ik*) [Theodor *Escherich*, German physician, 1857–1911]. The *Bacillus coli communis*; see *bacilli, table of*

eschomelia (*es-ko-me'-le-ah*) [ἔσχατος, worst; μέλος, a limb]. A monstrosity in which there is a defective limb.

eschrolalia (*es-kro-la'-le-ah*) [αἰσχρός, shameful; λαλία, speech]. Same as *coprolalia*.

eschromythesis (*es-kro-mi-the'-sis*) [αἰσχρός, base; μυθίζειν, to utter]. The utterance of obscene language by delirious or insane patients.

esciorcin, æsciorcin (*es-e-or'-sin*) [*Æsculus*, a genus of trees; *orcin*], $C_9H_8O_4$ A product of esculetin by action of sodium amalgam. It dissolves in alkalies, green changing to red, and is used in discovering corneal defects and lesions of conjunctival epithelium, the red color being more distinct on the iris than the green color of fluorescein. Application, 1 drop of 10 to 20 % aqueous solution.

esciorcinol (*es-e-or'-sin-ol*). Same as *esciorcin*.

escorcin, æscorcin (*es-kor'-sin*). See *esciorcin*.

esculent (*es'-kū-lent*) [*esculentus* eatable]. Fit to be eaten, edible.

esculetin (*es-kū-le'-tin*) [*Æsculus*, a genus of trees], $C_9H_6O_4$. A substance present in the bark of the horse-chestnut, partly free, and partly as the glucoside *esculin*, from which it is prepared.

esculin (*es'-kū-lin*) [see *esculetin*], $C_{15}H_{16}O_9$. A glucoside from horse-chestnut bark.

-ese. A termination denoting an enzyme which exerts a synthetic function.

eseridine (*es-er'-id-ēn*). An alkaloid, $C_{15}H_{23}N_3O_2$. It is a laxative and motor excitant and as a catharti in veterinary practice. Used as eserine, but it is only one-sixth as powerful. Subcutaneous dose ¼–½ gr. (0.01–0.02 Gm.).

eserine, eserinum (*es'-er-ēn, es-er-e'-num*) [*esere*, native name of the plant or bean] An alkaloid obtained from the Calabar bean, and said to be identical with physostigmine (*q. v.*). **e. benzoate**, $C_{15}H_{21}N_3O_2C_7H_6O_2$, used in the same way as is eserine. **e. borate**, is mydriatic; the solutions are permanent and nonirritating, used in same way as is eserine. **e.-pilocarpine**, a combination of eserine and pilocarpine forming a white, crystalline, soluble powder. It is anodyne and laxative and used in veterinary practice in colic of horses. Injection, 6 gr. (0.4 Gm.) in 5 Cc. of water. **e. salicylate**, $C_{15}H_{21}N_3O_2.C_7H_6O_3$, is used in 5% solutions to contract the pupil; red solutions have lost their power. It is also used in intestinal atony. Dose $\frac{1}{40}$–$\frac{1}{20}$ gr. (0.0016–0 003 Gm.), divided into 2, 3, or 4 doses; other uses and dosage the same as of eserine. **e. sulphate**, used in the same way as eserine; also, hypodermatically in veterinary practice for colic. Dose 1½ gr. (0.1 Gm.). **e. tartrate**, $(C_{15}H_{21}N_3O_2)_2C_4H_6O_6$, uses and dosage the same as of eserine.

Esmarch's bandage, E.'s apparatus (*es'-mark*) [Johann Friedrich August von *Esmarch*, German surgeon, 1823–1908]. An elastic rubber bandage used upon a limb to be amputated, in order to drive the blood out of it by the pressure of progressive turns about the limb toward the trunk. **E.'s operation.** 1. *For amputation at the hip-joint:* the soft parts of the thigh are divided to the bone by a single sweep of the knife five inches below the tip of the trochanter; the bone is then sawed across and a second incision is made to join the first from a point two inches about the trochanter, when the bone is shelled out. 2. *For ankylosis of the lower jaw.* an incision about two inches long is made along the lower border of the jaw, and a wedge-shaped piece of bone is removed from the horizontal portion. **E.'s tubes**, tubes on the sides of which agar or gelatin has been solidified in a thin layer, by rapid turning of the tube on ice or under ice-water

esocolitis (*es-o-ko-li'-tis*) [ἔσω, within; *colitis*]. Inflammation of the mucous membrane of the colon; dysentery.

esodic (*e-sod'-ik*) [ἐs, into; ὁδός, way]. Afferent.

esoenteritis (*es-o-en-ter-i'-tis*) [ἔσω, inward; ἔντερον, bowel; ιτις inflammation]. Inflammation of the mucous membrane of the intestines.

esoethmoiditis (*es-o-eth-moid-i'-tis*) [ἔσω, within; *ethmoiditis*]. Inflammation of the ethmoid sinuses.

esogastritis (*es-o-gas-tri'-tis*) [ἔσω, inward; γαστήρ, belly; ιτις, inflammation]. Inflammation of the mucous membrane of the stomach.

esogenetic (*es-o-jen-et'-ik*) [ἔσω, within; γεννᾶν, to produce]. Produced or arising within the organism.

esohyperphoria (*es-o-hi-per-fo'-re-ah*). See *hyperesophoria* under *heterophoria*.

esophagalgia, œsophagalgia (*e-sof-ag-al'-je-ah*) [*esophagus*; ἄλγος, pain]. Pain in the esophagus.

esophageal, œsophageal (*e-sof-aj'-e-al*) [*esophagus*]. Pertaining or belonging to the esophagus

esophagectasia, œsophagectasia (*e-sof-aj-ek-ta'-ze-ah*) [*esophagus*; ἔκτασις, extension]. Idiopathic dilatation of the esophagus.

esophagectomy, œsophagectomy (*e-sof-aj-ek'-to-me*) [*esophagus*; ἐκτομή, a cutting out]. Extirpation of cancer of the gullet with resection of the walls of the organ.

esophagectopy, œsophagectopy (*e-sof-aj-ek'-to-pe*) [*esophagus; ἔκτοπος*, away from a place]. Displacement of the esophagus.

esophageurysma, œsophageurysma (*e-so-faj-ūr-is'-mah*) [*esophagus; εὐρύνειν*, to widen]. Abnormal dilatation of the esophagus.

esophagism, œsophagism, esophagismus, œsophagismus (*e-sof'-aj-izm, e-sof-aj-is'-mus*). Spasmodic contraction of the esophagus

esophagitis, œsophagitis (*e-sof-aj-i'-tis*) [*esophagus; ιτις*, inflammation]. Inflammation of the esophagus.

esophago-, œsophago- (*e-sof-a-go-*) [*esophagus*]. A prefix meaning relating to the esophagus.

esophagocele, œsophagocele (*e-sof'-ag-o-sēl*) [*esophago-; κήλη*, hernia]. An abnormal distention of a portion of the esophagus.

esophagodynia, œsophagodynia (*e-sof-ag-o-din'-e-ah*) [*esophagus; ὀδύνη*, pain]. Same as *esophagalgia*.

esophagoectasis, œsophagoectasis (*e-sof-ag-o-ek'-tas-is*) [*esophago-; ἐκτείνειν*, to stretch]. Diffuse spindleform dilation of the esophagus, almost always due to stenosis of the cardia.

esophagoenterostomy, œsophagoenterostomy (*e-sof-ag-o-en-ter-os'-to-me*) [*esophago-; enterostomy*]. Schlatter's operation for the total extirpation of the stomach; the esophagus is first sutured to the duodenum.

esophagogastroscopy, œsophagogastroscopy (*e-sof-ag-o-gas-tros'-ko-pe*) [*esophago-; γαστήρ*, stomach; *σκοπεῖν*, to inspect]. Examination of the interior of the esophagus and stomach by means of the esophagogastroscope.

esophagomalacia, œsophagomalacia (*e-sof-ag-o-mal-a'-se-ah*) [*esophagus; μαλακία*, softness] Morbid softening of the esophagus.

esophagometer, œsophagometer (*e-sof-ag-om'-et-er*) [*esophago-; μέτρον*, a measure]. An instrument for measuring the esophagus.

esophagomycosis, œsophagomycosis (*e-sof-ag-o-mi-ko'-sis*) [*esophago-; mycosis*]. Disease of the esophagus caused by fungi.

esophagopathy, œsophagopathy (*e-sof-ag-op'-ath-e*) [*esophagus; πάθος*, disease]. Any disease of the esophagus.

esophagoplasty, œsophagoplasty (*e-sof'-ag-o-plast-e*) [*esophago-; πλάσσειν*, to shape]. Plastic surgery of the esophagus.

esophagoplegia, œsophagoplegia (*e-sof-ag-o-ple'-je-ah*) [*esophagus; πληγή*, a stroke]. Paralysis of the esophagus.

esophagoplication (*e-sof-ag-o-pli-ka'-shun*) [*esophagus; plica*, a fold]. Making longitudinal folds in the esophagus in order to reduce its caliber.

esophagoptosis, œsophagoptosis (*e-sof-ag-op-to'-sis*) [*esophago-; πτῶσις*, a falling]. Prolapse of the esophagus.

esophagorrhagia, œsophagorrhagia (*e-sof-ag-or-a'-je-ah*) [*esophagus; ῥηγνύναι*, to break forth]. Hemorrhage from the esophagus.

esophagorrhea, œsophagorrhea (*e-sof-ag-or-e'-ah*) [*esophagus; ῥεῖν*, to flow]. A discharge from the esophagus.

esophagoscope, œsophagoscope (*e-sof-ag'-o-skōp*) [*esophago-; σκοπεῖν*, to view]. An instrument for examining the interior of the esophagus by artificial light.

esophagoscopy, œsophagoscopy (*e-sof-ag-os'-ko-pe*) [see *esophagoscope*]. Examination of the interior of the esophagus by means of the esophagoscope.

esophagospasm, œsophagospasm (*e-sof'-ag-o-spasm*). See *esophagismus*.

esophagostenosis, œsophagostenosis (*e-sof-ag-o-sten-o'-sis*) [*esophago-; στένωσις*, constriction]. Constriction of the esophagus.

esophagostoma, œsophagostoma (*e-sof-ag-os'-to-mah*) [*esophago-; στόμα*, a mouth]. An abnormal aperture or passage into the esophagus.

esophagostomy, œsophagostomy (*e-sof-ag-os'-to-me*) [see *esophagostoma*]. The formation of an artificial opening in the esophagus. **e. externa**, the surgical opening of the esophagus from the surface of the neck for the removal of foreign bodies. **e. interna**, incision of the esophagus from the inside by means of the esophagotome for relief of stricture.

esophagotome, œsophagotome (*e-sof-ag'-o-tōm*). An instrument devised for cutting into the esophagus.

esophagotomy, œsophagotomy (*e-sof-ag-ot'-o-me*) [*esophago-; τομή*, a cutting]. Opening of the esophagus by an incision.

esophagus, œsophagus (*e-sof'-ag-us*) [*οἴσω*, future of *φέρειν*, to carry; *φαγεῖν*, to eat]. The gullet. The musculo-membranous canal, about nine inches in length, extending from the pharynx to the stomach.

esophoria (*es-o-fo'-re-ah*). See *heterophoria*.

esosphenoiditis (*es-o-sfe-noid-i'-tis*) [*ἔσω*, within; *sphenoid*; *ιτις*, inflammation]. Osteomyelitis of the sphenoid bone.

esothyropexy (*es-o-thi'-ro-peks-e*). See *exothyropexy*.

esotropia (*e-so-tro'-pe-ah*) [*ἔσω*, inward; *τρέπειν*, to turn]. Convergent strabismus.

espnoic (*esp-no'-ik*) [*ἐσ*, into; *πνοή*, vapor]. 1. Inspiratory. 2. Relating to the injection of gases or vapors.

espundia (*es-poon'-de-ah*). A severe form of leishmaniasis, found in South America.

esquillectomy (*es-kwil-ek'-to-me*) [Fr., *esqille*, a splinter; *ἐκτομή*, excision]. Removal of splinters of bone after fractures caused by projectiles.

essence (*es'-ens*) [*essentia*, essence]. 1. That which gives to anything its character or peculiar quality. 2. The peculiar qualities of a drug extracted and reduced to a small compass. 3. A solution of an essential oil in alcohol.

essentia (*es-en'-she-ah*) [*essentia*, essence]. Essence.

essential (*es-en'-shal*) [*essence*]. 1. Pertaining to the essence of a substance. 2. Of diseases, occurring without a known cause. **e. oils**, the volatile oils obtained from aromatic plants by distillation or fermentation **e. paralysis**, paralysis without characteristic anatomical lesions. **e. vertigo**, vertigo without appreciable cause.

ester (*es'-ter*). A compound ether containing both an acid and an alcohol radical.

esterase (*es'-ter-as*). A ferment which causes a separation of esters; also known as *tissue lipase*.

esterol (*es'-ter-ol*). Trade name of a preparation containing benzyl succinate.

esthematology (*es-them-at-ol'-o-je*) [*αἴσθημα*, a perception; *λόγος*, science]. The science of the sensations and of the sense-apparatus.

esthesia (*es-the'-ze-ah*) [*αἴσθησις*, sensation]. 1. Capacity of perception; feeling, or sensation. 2. Any nervous disease that affects the senses or perceptions.

esthesioblast (*es-the'-ze-o-blast*) [*αἴσθησις*, sensation; *βλαστός*, a germ]. Same as *ganglioblast*

esthesiodermia (*es-the-ze-o-der'-me-ah*) [*αἴσθησις*, sensation; *δέρμα*, skin]. An affection of the skin with disturbance of the sensory func-

tion, which may be decreased, increased, or abolished.

esthesiogen (*es-the'-ze-o-jen*) [*αἴσθησις*, sensation; *γεννᾶν*, to produce]. Any material, as a metal, which in certain states of the patient appears to have a specific effect upon the sensibility.

esthesiogenic (*es-the-ze-o-jen'-ik*) [*αἴσθησις*, sensation; *γεννᾶν*, to produce]. Relating to the production of sensations.

esthesiogeny (*es-the-ze-oj'-en-e*) [*αἴσθησις*, sensation; *γεννᾶν*, to produce]. The production of altered or perverted sensations.

esthesiography (*es-the-ze-og'-ra-fe*) [*αἴσθησις*, sensation; *γράφειν*, to write]. A description of the organs of sensation and perception.

esthesiology (*es-the-ze-ol'-o-je*) [*αἴσθησις*, a feeling; *λόγος*, science]. A treatise on, or the science of, the senses.

esthesiomania (*es-the-ze-o-ma'-ne-ah*) [*αἴσθησις*, feeling; *μανία*, madness]. Insanity marked by moral perversion and purposeless eccentricities.

esthesiometer (*es-the-ze-om'-e-ter*) [*αἴσθησις*, sensation; *μέτρον*, a measure]. An instrument for measuring tactile sensibility.

esthesiometry (*es-the-ze-om'-et-re*) [*αἴσθησις*, sensation; *μέτρον*, measure]. The measurement or estimation of tactile sensibility.

esthesioneure (*es-the'-ze-o-nūr*) [*αἴσθησις*, sensation; *νεῦρον*, a nerve]. A sensory neuron.

esthesioneurosis (*es-the-se-o-nū-ro'-sis*) [*αἴσθησις*, perception; *νεῦρον*, nerve]. Any nervous disease in which there are disorders of sensation.

esthesionosis (*es-the-se-on'-o-sis*) [*αἴσθησις*, sensation; *νόσος*, disease]. See *esthesiodermia*.

esthesiophysiol'ogy. See *esthesophysiology*.

esthesis (*es-the'-sis*) [*αἴσθησις*, sensation]. Sensibility; sense-perception; a feeling or sense-impression.

esthesodic (*es-the-sod'-ik*) [*αἴσθησις*, sensation; *ὁδός*, a way]. Serving to convey sense-impressions, as to the brain.

esthiomene (*es-the-om'-en-e*) [*ἐσθιομένη*, eating] Lupus vulgaris.

esthiomenous (*es-the-om'-en-us*) [*ἐσθιομένη*, eating]. Corroding; phagedenic.

esthiomenus (*es-the-om'-en-us*). Esthiomene, lupus.

esthophysiology (*es-tho-fiz-e-ol'-o-je*) [*esthesis; physiology*]. The physiology of sensation and of the sense-apparatus.

estival, æstival (*es'-tiv-al*) [*æstas*, summer]. In biology, produced in summer.

estivation (*es-tiv-a'-shun*) [*æstivare*, to pass the summer]. In biology, (*a*) the dormant condition of certain plants and animals during the summer; (*b*) the arrangement of the floral organs in the bud.

estivoautumnal, æstivoautumnal fever. See *fever, remittent*. **e. parasite**, the parasite of *e. fever;* it is a protozoan, *Plasmodium præcox*.

Estlander's operation (*est'-lan-der*) [Jakob August *Estlander*, Finnish surgeon, 1831–1881]. An excision of portions of one or more ribs for the relief of empyema.

eston (*es'-ton*). Aluminum acetate; used as a dusting powder.

estoral (*es'-to-ral*). A colorless crystalline powder composed of boric acid and menthol: used by insufflation in chronic nasal catarrh.

estriasis, œstriasis (*es-tri'-as-is*) [*Œstrus*, a genus of dipterous insects]. Myiasis due to the larva of the *Œstrus*, i. e., the gadfly.

estrin (*es'-trin*). See *estrogenic hormone*.

estrogenic hormone (*es-tro-jen'-ik, hor-mōn*) [*estrum; γεννᾶν*, to produce]. The exciting sexual hormone in the female. See *estrum; theelin*.

estrual (*es'-tru-al*) [*οἶστρος*, gad-fly]. Pertaining to estruation.

estruation (*es-tru-a'-shun*) [*estrum*]. Sexual excitement; the socalled *heat* of animals.

estrum, œstrum, estrus, œstrus (*es'-trum, es'-trus*) [*οἶστρος*, gadfly]. Sexual desire; the orgasm.

estuarium (*es-tu-a'-re-um*) [*æstus*, heat]. 1 A vapor-bath, also a stove that applies warm, dry air to all parts of the body at the same time. 2. A tube through which a hot cautery-iron is passed to the part to be operated on.

estuation (*est-u-a'-shun*) [*æstus*, heat]. Heat; boiling; fever; a heated state.

esuritis (*es-ū-rī'-tis*) [*esurire*, hunger]. Gastric ulceration from inanition.

état mamelonné (*ā-tah mah-mel-on-a'*) [Fr.] A condition of the stomach in chronic gastritis in which there is a projection of small elevations consisting of hyperplastic mucous membrane.

état vermoulu (*a-tah vār-moo-loo*) [Fr., worm-eaten state]. Irregular ulcerations found on the surface of brain in connection with advanced arteriosclerosis.

Eternod, sinus ensiformis of. A vascular loop connecting the vessels of the chorion with the vessels on the under aspect of the yolk-sac.

ethacol (*eth'-ak-ol*). The ethyl morphine salt of guaiacol-sulphonic acid.

ethanediamine (*eth-ān-di-am-ēn*). Ethylenediamene.

ethanesal (*eth'-ān-sal*). A new anesthetic of mercaptan-free ether, which contains the higher ketones, carbon dioxide, and ethylene.

ethanol (*eth'-an-ol*). See *alcohol* (2).

ethene (*eth'-ēn*). Same as *ethylene*. **e. chloride**, $C_2H_4Cl_2$. Dutch liquid. An anesthetic resembling chloroform, but less dangerous.

etheogenesis (*e-the-o-jen'-es-is*) [*ἠθεος*, bachelor; *γένεσις*, production]. Non-sexual reproduction by male gametes of protoza

ether, æther (*e'ther*) [*αἰθήρ*, the upper air]. 1. The subtle fluid filling space and penetrating all bodies, the medium of transmission of light, heat, electricity, and magnetism. 2. A compound formed hypothetically from H_2O by the substitution of two alcohol radicals for the H. 3. Diethylic oxide $(C_2H_5)_2O$, a thin, colorless, volatile, and highly inflammable liquid. The *ether* of the U. S. P. contains 96 % by weight of absolute ether and about 4 % of alcohol containing a little water; its specific gravity at 15° C. is 0.725–0.728. Its chief use is as an anesthetic, it being less dangerous than chloroform. It is also employed as a cardiac stimulant in sudden heart-failure and as a carminative. Dose by the mouth 30 min.–2 dr. (2–8 Cc.) in ice-water. Syn., *ethyl oxide; ethylic ether; sulphuric ether*. **e., acetic** (*æther aceticus*, U. S. P.), has properties like those of ethylic ether. Dose 10 min.–1 dr. (0.65–4.0 Cc.). **e., anesthetic.** 1. A mixture of ether, 20 parts; rhigolene, 80 parts; and petroleum ether, 80 parts; it is used as a local anesthetic. 2. A mixture of absolute alcohol and ether, each, 1 part, and petroleum ether, 4 parts. **e., chloric,** a mixture of chloroform and alcohol. **e., chlormethylmenthyl-,** $C_{10}H_{19}$-O.CH_2Cl, obtained from the action of formaldehyde upon menthol in the presence of hydrochloric acid. It is used in the treatment of catarrhal affections of the air-passages. Syn., *forman*. **e., compound anesthetic,** a combination of equal parts of rhigolene and anhydrous ethyl-ether

employed as a spray to produce local anesthesia. **e. cone,** an apparatus used in the administration of ether. **e. drunkenness,** intoxication produced by drinking ether. **e., ethylic.** See *ether* (3). **e., ethylmethyl,** $CH_3O.C_2H_5$, obtained from sodium methylate by the action of ethyl iodide; it is said to be an effectual anesthetic, free from baleful effects. **e. fortior,** the ether of the U. S. P. **e., hydriodic.** See *ethyl iodide.* **e., hydrobromic,** ethyl bromide. Dose 10 min.–1 dr. (0.65–4.0 Cc.). **e.-mentholchloroform,** a combination of ether, 15 parts; chloroform, 10 parts; and menthol, 1 part; it is used as an anesthetic spray. **e., methylethyl,** C_3H_8O, a mixed ether composed of one molecule of ethyl and one of methyl, combined with one atom of oxygen. It is used as an anesthetic. Syn., *three-carbon ether.* **e., ozone, e., ozonic, e., ozonized,** a mixture of ether, hydrogen peroxide, and alcohol. It is used in diabetes and whooping-cough. Dose 30–60 gr. (2–4 Gm.) 3 times daily. It is used also as a local antiseptic in scarlatina. **e., spirit of** (*spiritus ætheris,* U. S. P.), a solution of ether in twice its volume of alcohol **e., spirit of, compound** (*spiritus ætheris compositus,* U. S. P.). See *Hoffmann's anodyne.* **e., sulphurated,** a mixture of sulphur, 1 part; ether, 10 parts It is used in cholera in teaspoonful doses mixed with carbonated water. **e., sulphuric.** See *ether* (3). **e., terebinthinated,** a combination of ether, 4 parts, and oil of turpentine, 1 or 2 parts. It is used in the treatment of gall-stone. Dose 10–20 min. (0 6–1 2 Cc.) **e., Wiggers' anesthetic.** See *ethyl chloride, polychlorated.*

ethereal (*e-the'-re-al*) [*ether*]. 1. Pertaining to the ether 2. Made of ether, as *ethereal* tinctures. 3. Volatile.

etheride (*e'-ther-īd*). A comprehensive term for any combination of formyl with a haloid.

etherification (*e-ther-if-ik-a'-shun*) [*ether; facere,* to make]. The formation of an ether from an alcohol

etherify (*e-ther'-if-i*) [*ether; facere,* to make] To convert into ether.

etherin, etherine (*e'-ther-in, -ēn*). 1. A solid, crystalline body, obtained from ethylene by distillation. 2. A toxin extracted in ether, by Auclair, from tubercle bacilli. Syn., *etherobacillin.*

etherion (*e-the'-re-on*) [*ether*]. 1. Suggested term for the ultimate unit of light and electricity; the ether is supposed to be made up of minute spheres—etherions, revolving at a very high speed. 2 A gas believed to exist in the air, with a heat conductivity one hundred times that of oxygen.

etherioscope (*e-the'-re-o-skōp*) [*ether; σκοπεῖν,* to examine]. An apparatus for estimating the proportions of ether or of acetic acid to water in a given solution.

etherism (*e'-ther-izm*). The phenomena produced upon the animal economy by the administration of ether.

etherization (*e-ther-iz-a'-shun*) [*ether*]. The administration of ether to produce anesthesia. This is effected by inhalation of the vapor.

etherize (*e'-ther-īz*) [*ether*]. To administer ether.

etherobacillin (*e-ther-o-bas-il'-in*). See *etherin* (2).

etherochloroform (*e-ther-o-klo'-ro-form*). A mixture of ether and chloroform employed in long-continued anesthesia.

etheromania (*e-ther-o-ma'-ne-ah*) [*ether; μανία,* madness]. The mania for drinking ether; ether intoxication.

etherometer (*e-ther-om'-et-er*) [*ether; μέτρον,* a measure]. An instrument for measuring the amount of ether administered during anesthesia.

etheryl (*e'-ther-il*). See *ethylene.*

ethesia (*e-the'-se-ah*) [*ether*]. Trade name of a brand of ethyl chloride, used for local and general anesthesia.

ethical (*eth'-ik-al*). Pertaining to ethics.

ethics (*eth'-iks*) [*ἠθικός,* moral]. The science of human feelings, thoughts, and actions relating to duty or morality. **e., medical,** the duties a physician owes to himself, his profession and his fellowmen.

ethidene (*eth'-id-ēn*) [*ether*] C_2H_4. Ethylidene, a bivalent radical. **e. chloride, e. dichloride,** a colorless fluid, tasting and smelling like chloroform. It has been used as a general anesthetic. See under *anesthetic.*

ethin, ethine (*eth'-in, -ēn*). See *acetylene.*

ethiomopemphigus (*eth-e-o-mo-pem'-fe-gus*) [*ἐθι-μος,* accustomed; *πέμφιξ,* a pustule]. Continued or habitual pemphigus.

ethionic (*eth-e-on'-ik*) [*ethylene; θεῖον,* sulphur]. Made up of ethylene and a sulphur compound.

ethiopification (*e-the-op-if-a'-shun*) [*αἰθίοψ,* an Æthiopian; *facere,* to make]. A darkening of the skin such as sometimes results from the misuse of mercurial, silver or arsenical remedies.

ethiops (*e'-the-ops*). Æthiops.

ethmocarditis (*eth-mo-kar-di'-tis*) [*ἠθμός,* a sieve; *καρδία,* heart; *ῖτις,* inflammation]. Inflammation of the connective tissue of the heart.

ethmocephalus (*eth-mo-sef'-al-us*) [*ἠθμός,* a sieve; *κεφαλή,* head]. A variety of single autositic monsters in which there is a rudimentary nose like a proboscis terminating anteriorly in two imperfect nostrils or in a single opening.

ethmocranial (*eth-mo-kra'-ne-al*) [*ethmoid; κρανίον,* skull]. Relating to the ethmoid and to the rest of the cranium.

ethmodermitis (*eth-mo-derm-i'-tis*) [*ἠθμός,* a sieve; *δέρμα,* the skin; *ῖτις,* inflammation]. Inflammation of the connective tissue of the skin.

ethmofrontal (*eth-mo-frun'-tal*) [*ethmoid; frontal*]. Relating to the ethmoid and frontal bones.

ethmoid (*eth'-moid*) [*ἠθμός,* a sieve; *εἶδος,* likeness]. 1. The sieve-like bone at the base of the skull perforated for the transmission of the olfactory nerve 2 Relating to the ethmoid bone.

ethmoidal (*eth-moid'-al*). Pertaining to the ethmoid bone.

ethmoidectomy (*eth-moi-dek'-to-me*) [*ethmoid; ἐκτομή,* excision]. 1. Excision of the ethmoid cells. 2. Excision of part of the ethmoid bone.

ethmoiden (*eth-moi'-den*). Belonging to the ethmoid bone in itself.

ethmoiditis (*eth-moi-di'-tis*) [*ethmoid; ῖτις,* inflammation]. Inflammation of the ethmoid bone or of the ethmoid sinuses.

ethmoidofrontal (*eth-moid-o-frunt'-al*). Relating to the ethmoid and frontal bones

ethmolacrimal (*eth-mo-lak'-rim-al*). Relating to the junction of the ethmoid and lacrimal bones.

ethmomaxillary (*eth-mo-maks'-il-lar-e*). Pertaining to the ethmoid and the maxillary bones.

ethmonasal (*eth-mo-na'-sal*). Pertaining to the ethmoid and the nasal bones.

ethmopalatal (*eth-mo-pal'-at-al*). Pertaining to the ethmoid and the palate bones.

ethmopalatine (*eth-mo-pal'-a-tin*). Relating to the ethmoid and palatal bones, area, or cartilage.

ethmophlogosis (*eth-mo-flo-go'-sis*). See *cellulitis*.
ethmoplecosis (*eth-mo-ple-ko'-sis*) [ἠθμός, sieve; πλέκειν, to twine]. Any disease attacking the cellular tissue.
ethmosphenoid (*eth-mo-sfe'-noid*). Relating to the ethmoid and sphenoid bones.
ethmoturbinal (*eth-mo-tur'-bin-al*). Relating to the turbinal portions of the ethmoid bone, forming what are known as the superior and middle-turbinated bones.
ethmovomerine (*eth-mo-vo'-mer-in*). Relating to the ethmoid bone and the vomer.
ethmyphitis (*eth-mif-i'-tis*). See *cellulitis*.
ethnic (*eth-nik*) [ἔθνος, a race]. Pertaining to race. **e. idiocy.** See *idiocy, ethnic*.
ethnography (*eth-nog'-ra-fe*) [ἔθνος, nation; γραφειν, to write]. A description of the races of men.
ethnology (*eth-nol'-o-je*) [ἔθνος, a nation; λόγος, science]. The comparative study of the races of mankind.
ethoxide (*eth-oks'-id*), R.O.C_2H_5. A compound of ethyl, oxygen, and a radical or element; an ethylate.
ethoxycaffeine (*eth-oks-e-kaf'-e-in*), $C_{10}H_{14}N_4O_3$. A remedy recommended in herpes zoster and migraine. Dose 4 gr. (0.26 Gm.).
ethyl (*eth'-il*) [*ether*; ὕλη, matter]. The alcohol radical, C_2H_5. Syn., *deutyl*. **e.-acetanilide,** $C_{10}H_{13}NO$, obtained from ethyl, anilin, and acetyl chloride by heating. It is analgesic and antipyretic. Syn., *acetelhylanilide*. **e.-alcohol,** ordinary alcohol of the pharmacopeia. See under *alcohol*. **e. aminobenzoate,** same as anesthesin, *q. v.* **e. bisulphide,** $C_4H_{10}S_2$, a highly inflammable, colorless, oily liquid with odor of garlic; soluble in alcohol, ether, and chloroform; slightly soluble in water. **e. bromide,** C_2H_5Br, a rapid and transient anesthetic; internally it has been recommended as a soporific in doses of 5–20 min. (0.3–1.3 Cc.) greatly diluted with ice-water. Syn., *bromethyl; monobromethane*. See under *anesthetic*. **e. carbamate** (*æthylis carbamis*, U. S. P.), urethane. **e. carbonate.** $C_5H_{10}O_3$, an inflammable, colorless, fragrant liquid, soluble in alcohol and ether, boils at 126° C.; sp. gr., 0.999 at 0° C. **e.-chloralurethane.** See *somnal*. **e. chloride** (*æthylis chloridum*, U. S. P.), C_2H_5Cl, an anesthetic resembling chloroform in action. **e. chloride, polychlorated,** a combination of chlorinated ethyl chloride; a clear, colorless liquid, with aromatic odor, miscible in alcohol and ether. It is a local anesthetic and irritant. **e. formate,** $C_3H_6O_2$, a colorless liquid with fragrance of peach-kernels, soluble in ether, water, and alcohol. It is hypnotic and analgesic. Dose 1–2 dr. (4–8 Cc.). Syn., *formic ether*. **e. hydrate,** ordinary alcohol. **e. hydrocupreine,** a derivative of quinine with the formula $C_{19}H_{21}N_2OH.O.C_2H_5$. It is supposed to have a specific influence on the pneumococcus. **e. iodide,** C_2H_5I, hydriodic ether, used to relieve the dyspnea of bronchitic asthma and edematous laryngitis. Dose to be inhaled 5 min (0.32 Cc.) 3 or 4 times daily. **e. lactate,** $C_5H_{10}O_3$, a yellowish or colorless limpid liquid, soluble in water; it is hypnotic and sedative. Dose 8–16 min. (0.5–1 Cc.). **e. nitrite,** $C_2H_5NO_2$, a very volatile, imflammable, ethereal liquid; it is used in alcoholic solution and called sweet spirit of niter. **e. oxide.** See *ether* (3). **e.-pyoktanin,** is recommended in surgery and ophthalmology as more active than ordinary pyoktanin. **e. sulphide,** $C_4H_{10}S$, an oily liquid with an odor of garlic, soluble in alcohol; melts at 93° C.; sp. gr., 0.837 at 20° C. **e. thiocarbimid,** C_3H_5NS; it is used as a local irritant in rheumatism, etc. Syn., *ethyl mustard oil*. **e. valerate,** $C_7H_{14}O_2$, a reaction-product of sodium isovalerate, alcohol, and sulphuric acid; it is antispasmic and sedative. Dose 1–2 min. (0.06–0.12 Cc.) several times daily. Syn., *isovaleric ether*.
ethylamine (*eth-il'-am-ēn*) [*ethyl; amin*]. C_2H_7N. A ptomaine found in putrefying yeast. **e. urate,** a remedy for gout and vesical calculi.
ethylate(*eth'-il-āt*). A compound of ethylic alcohol in which the H of the hydroxyl is replaced by a base.
ethylation (*eth-il'-a-shun*). The act or process of combining with ethyl.
ethylchloralurethane (*eth-il-klo-ral-ū'-reth-ān*). Same as *somnal*.
ethylene (*eth'-il-ēn*) [*ethyl*]. Olefiant gas, C_2H_4. A colorless, poisonous gas which burns with a bright, luminous flame, and when mixed with air explodes violently. It is one of the constituents of illuminating gas. **e. bichloride, e. chloride.** See *ethene chloride*. **e. bromide,** a light, brownish-colored liquid with the formula $C_2H_4Br_2$. It has been used in epilepsy. Dose ½–2 min. (0.05–0.13 Cc.). **e. chloride, monochlorinated,** $C_2H_3Cl_3$, a colorless liquid with pleasant odor, obtained from vinyl chloride by action of antimony pentachloride; it is used as an anesthetic. Syn., *monochlorethylene chloride; vinyl trichloride*. **e.-guaiacol.** See *guaiacol ethylenate*.
ethylenediamine (*eth-il-ēn-di'-a-min*). A non-poisonous base isomeric with ethylidenediamine; a solvent of albumin and fibrin, used in diphtheria. **e.-cresol,** a colorless liquid used as a wound antiseptic. **e.-tricresol,** a mixture of ethylenediamine, 10 parts; tricresol, 10 parts; distilled water, 500 parts; it is used as an antiseptic in 0.1 to 1 % solution. Syn., *kresamin*.
ethylenethenyldiamine (*eth-il-ēn-eth-en-il-di'-amin*). See *lysidin*.
ethylenimid, ethylenimin (*eth-il-en-im'-id, -in*). 1. See *piperazin*. 2. C_2H_5N. A non-poisonous base found in cholera cultures and believed to be identical with spermin.
ethylic (*eth-il'-ik*). Relating to or obtained from ethyl. **e. alcohol,** ethyl-alcohol. **e. aldehyde,** acetic aldehyde. **e. ether.** See *ether* (3).
ethylidene (*eth-il'-id-ēn*). See *ethidene*.
ethylidenediamine (*eth-il-id-ēn-di'-a-min*), $C_2H_4(NH_2)_2$. A poisonous ptomaine obtained from decomposing haddock. Injections into mice and guinea-pigs produce hypersecretion from mouth, nose, and eyes, mydriasis, exophthalmos, great dyspnea, and death.
ethylism (*eth'-il-izm*). Poisoning by ethyl alcohol.
ethylization (*eth-il-i-za'-shun*). The induction of the physiological effects of ethyl bromide.
ethylize (*eth'-il-īz*). To anesthetize with ethyl bromide.
ethylol (*eth'-il-ol*). Ethyl chloride.
ethylphenylcarbamate, ethylphenylurethane (*eth-il-fen-il-kar'-ba-māt, -ū'-re-thān*). See *euphorin*.
ethylthallin (*eth-il-thal'-in*). An antipyretic compound derived from phenol.
ethylurethane (*eth-il-ū'-reth-ān*). See *urethane*.
etiolate (*e'-te-o-lāt*) [F., *étioler*, to blanch]. In biology, to blanch or be whitened by the exclusion of light.

etiolation (*e-te-o-la'-shun*) [Fr., *étioler*, to blanch]. Pallor in patients, following a long illness.

etiologic, etiological (*e-te-ol-oj'-ik, e-te-o-loj'-ik-al*). Pertaining to etiology.

etiology (*e-te-ol'-o-je*) [αἰτία, a cause; λόγος, science]. 1. The causation of disease. 2. The science of the causes of the phenomena of life and their relation to physical laws in general.

etionymous, aetionymous (*e-te-on'-im-us*) [αἰτία, a cause; ὄνυμα, name]. A term derived from the name of a cause; it is applied to diseases; *e. g.*, alcoholism, lead-colic.

etrotomy (*e-trot'-o-me*) [ἦτρον, belly; τομή, section]. A name proposed for pelvic section.

eubacteriales (*u-bak-tēr-e-a'-lēz*) [εὖ, well; *bacteria*]. The order of schizomycetes that comprises the families *nitro-bacteriaceæ, coccaceæ, spirillaceæ, bacteriaceæ, bacillaceæ.*

eubiol (*ū'-be-ol*) A preparation of hemoglobin.

eubiose (*ū'-be-ōs*). A highly concentrated proprietary hematogenous substance.

eubiotics (*u-bi-ot'-iks*) [εὖ, well; βίος, life]. The science of hygienic living.

eubolism (*u'-bol-izm*) [εὖ, well; βάλλειν, to throw]. Normal metabolism.

eucaine (*ū-ka'-in*, or *ū-kān'*). The commercial name for a local anesthetic used as a substitute for cocaine, α-e., e. a, alpha-e., $C_{19}H_{27}NO_4.HCl + H_2O$, a benzoyl-meta-methyltetramethyl-para-oxypiperidin-carboxylicmethylester, occurring in glossy prisms melting at 104° C. The hydrochloride is used. Application to nose or throat, 5 to 10% solution; dental surgery, 10% solution. β-e., e. b, beta-e., $C_{18}H_{21}NO_3.HCl$, benzoylvinyldiacetonalkamine hydrochloride; white crystals soluble in 3½ parts of water, melting at 263° C. It is used in 2% solution in dental surgery as more active and less toxic than cocaine, for which it is used as a substitute. β-e. acetate, recommended for use in ophthalmology.

eucalyptene (*ū-kal-ip'-tēn*), $C_{10}H_{16}$. A hydrocarbon from eucalyptol; the hydrochloride is an intestinal antiseptic. Dose 20–30 gr. (1.33–2.0 Gm.). e. hydrochloride. See *eucalypteol.*

eucalypteol (*ū-kal-ip'-te-ol*), $C_{10}H_{18}2HCl$. It is used as an intestinal antiseptic. Dose 24 gr. (1.6 Gm.) daily. Syn, *terpilene dihydrochloride.*

eucalyptol (*ū-kal-ip'-tol*) [*eucalyptus*], $C_{10}H_{18}O$. A neutral principle obtained from the volatile oil of *Eucalyptus globulus* and of some other species of *Eucalyptus*. It is used in bronchitis also in ear diseases and in urethritis, and in various liniments and washes. Dose 5–10 min. (0.32–0.65 Cc.), in capsules, 3 times daily.

eucalyptus (*ū-kal-ip'-tus*) [εὖ, well; καλύπτειν, to cover]. A genus of myrtaceous trees. e. oil, a volatile oil from the leaves of *E. globulus*, of Australia, but now cultivated in California. It contains a neutral principle from which eucalyptol is obtained. Eucalyptus is an antiseptic, a stimulant to mucous membranes, an antispasmodic in asthma, in migraine, and, with doubtful success in malaria. *E. rostrata* is recommended in sea-sickness. Dose 1 gr. (0.06 Gm.) 3 or 4 times daily. e., fluid-extract of (*fluidextractum eucalypti*, U. S. P.). Dose 30 min. (2 Cc.). e., oil of (*oleum eucalypti*, U. S. P.), the volatile oil. Dose 5 min. (0.32 Cc.) in capsules or emulsion. e., ointment of (*unguentum eucalypti*, B. P.), contains 20% of the oil.

eucanthus (*ū-kan'-thus*) [εὖ, expressive of greatness; *canthus*]. Any enlargement of the fleshy papilla at the inner canthus of the eye.

eucasin (*ū'-ka-sin*). A casein food-preparation soluble in warm water, obtained by pouring ammonia over casein.

eucasol (*ū'-kas-ol*). Soluble eucalyptolanytol, a preparation containing 25% of eucalyptol; it is used in dental surgery.

eucatropine (*ū-kat'-ro-pēn*). A synthetic mydriatic resembling atropine in its action. It is said to be phenyl-glycolyl-methyl-vinyl-diacetonalkamine hydrochloride.

eucerin (*ū-se'-rin*) [εὖ, well; *cera*, wax]. Trade name of a substance made from wool-fat, used as an ointment base.

euchinin (*ū'-kin-in*), $C_2H_5O.CO.OC_{20}H_{23}O$. An ethylcarbonic ester of quinine. It is used in whooping-cough, pneumonia, malaria, etc. Dose 15–30 gr. (1–2 Gm.).

euchlorhydria (*ū-klor-hi'-dre-ah*) [εὖ, well; χλωρός, green, ὑδώρ, water]. The presence of a normal, amount of hydrochloric acid in the gastric juice.

euchlorine (*ū-klor'-in*) [εὖ, well; χλωρός, green]. 1. Chlorine protoxide, an antiseptic. 2. A mixture of potassium chlorate and hydrochloric acid; it is used as a spray and gargle in diphtheria. 3. A mixture of chlorine and chlorine dioxide.

eucholia (*ū-ko'-le-ah*) [εὖ, well; χολή, bile]. Normal condition of the bile.

euchromatopsia (*ū-kro-mat-op'-se-ah*) [εὖ, well; χρῶμα, color; ὄψις, sight]. Capacity for correct recognition of colors.

euchylia (*ū-ki'-le-ah*) [εὖ, well; χυλός, the chyle]. A normal condition of the chyle.

euchymia (*ū-ki'-me-ah*) [εὖ, well; χυμός, juice]. A healthy condition of the fluids of the body.

eucinesia, eukinesia (*ū-kin-e'-se-ah*) [εὖ, well. κίνησις, motion]. Normal power of movement;

eucol (*ū'-kol*). A combination of eucalyptol, santal oil, cubeb, oleoresin, creosote, and cod-liver oil; it is used in bronchitis and pulmonary consumption.

eucrasia (*ū-kra'-she-ah*) [εὖ, well; κρᾶσις, combination]. A healthy condition of the blood or general system; a condition of diminished susceptibility to disease.

eucrasic (*ū-kra'-sik*) [see *eucrasia*]. 1. In a condition of good health. 2. Opposed to dyscrasia or capable of bettering it.

eucyesia, eucyesis (*ū-si-e'-ze-ah, ū-si-e'-sis*) [εὖ, well; κύησις, pregnancy]. Normal pregnancy.

eudermol (*ū-der'-mol*). The proprietary name of nicotine salicylate; used as an ointment in the treatment of skin diseases.

eudesmin (*ū-des'-min*), $C_{16}H_{20}O_5$. A substance found in the kino of *Eucalyptus hemiphloia.*

eudiemorrhysis, eudiæmorrhysis (*ū-di-em-or'-is-is*) [εὖ, well; διά, through; αἷμα, blood; ῥύσις, a flowing]. The normal flowing of the blood through the capillaries.

eudiaphoresis (*ū-di-af-o-re'-sis*) [εὖ, well; *diaphoresis*]. A healthy condition of perspiration.

eudiometer (*ū-de-om'-et-er*) [εὐδία, calm weather; μέτρον, measure]. A device for ascertaining the purity of air, and for the analysis of gases.

eudiometry (*ū-di-om'-et-re*). See *analysis, gasometric.*

eudosmol (*ū-dos'-mol*), $C_{10}H_{18}O$. A crystalline camphor from various species of *eucalyptus.*

eudoxin (*ū-doks'-in*). The proprietary name of the bismuth salt of tetraiodophenolphthalein (nosophen); it is used as an intestinal antiseptic. Dose 3–8 gr. (0.2–0.5 Gm.) 3 times daily.

eudrenin (*ū-dren'-in*). Trade name of a local anesthetic composed of eucaine and adrenalin.

euesthesia (*ū-es-the' ze-ah*) [*εὖ*, well; *αἴσθησις*, sensation]. The sense of well-being; vigor and normal condition of the senses.

euformol (*ū-form'-ol*). A proprietary antiseptic containing oils of eucalyptus and wintergreen, thymol, menthol, boric acid, extract of wild indigo, and formaldehyde.

eugallol (*ū-gal'-ol*). Pyrogallol monoacetate; it is used in skin diseases, applied with a brush to the affected part, being a powerful inflammatory irritant upon healthy skin.

eugatol (*ū'-gat-ol*). A solution of sodium para-amino-diphenylamine monosulphate and of ortho-amino-phenol-sulphate. A hair-dye.

eugenesis (*ū-jen'-es-is*) [*εὖ*, well; *γένεσις*, generation]. In biology, fertility.

Eugenia (*ū-je'-ne-ah*) [after Prince *Eugene*, of Savoy]. A genus of trees and shrubs, mostly tropical, among which are *E. caryophyllata*, which yields caryophyllus, and *E. pimenta*, which produces pimenta.

eugenic (*ū-jen'-ik*). Pertaining to the science of eugenics.

eugenic acid (*ū-jen'-ik*). See *eugenol*.

eugenics (*ū-jen'-iks*) [*εὐγενής*, well-born]. The science of generative or procreative development. The doctrine of progress of humanity through improved conditions in the relations of the sexes.

eugenin (*ū'-jen-in*). See *caryophyllus*.

eugenism (*ū'-jen-izm*). The aggregate of the most favorable conditions for healthy and happy existence. (Galton).

eugenoform (*ū-jen'-o-form*). The sodium salt of eugenolcarbinol; it is an antiseptic and bactericide. Dose 8–15 gr. (0.5–1.0 Gm.).

eugenol (*ū'-jen-ol*), $C_{10}H_{12}O_2$. Eugenic acid; a phenol-like compound that occurs in clove-oil and in allspice, and is convertible into vanillin. It is used as an antiseptic and as a local anesthetic in dentistry. Dose 15 gr. (1 Gm.) well diluted. **e.-acetamide,** $C_{12}H_{15}O_3N$, used in the form of a fine powder as a local anesthetic and wound antiseptic.

euglobulin (*ū-glob'-ū-lin*). A protein which with pseudoglobulin forms serum-globulin.

eugoform (*ū'-go-form*). A fine, insoluble powder, recommended as a dusting-powder or in ointments (2.5 to 10%) in skin diseases. Syn., *acetylised guaiacol-methylene*.

eukinesia (*ū-kin-e'-se-ah*). See *eucinesia*.

eukodal (*u'-ko-dal*). A trade substitute for morphine.

eulachon oil, or **eulachoni oleum** (*ū'-lak-on*, or *ū-lak-o'-ni o'-le-um*) [native name in North Pacific Islands]. Candle-fish oil. The oil of the fish *Thaleichthys pacificus*, or candle-fish. It is less disagreeable than cod-liver oil, for which it is often substituted. Dose ʒ j–iv.

eulactol (*ū-lak'-tol*). A dietetic preparation of milk and eggs.

eulatin (*ū'-lat-in*). A proprietary compound of antipyrine with amido- and bromobenzoic acid.

Eulenburg's disease (*oi'-len-boorg*) [Albert *Eulenburg*, German physician, 1840–]. Congenital paramyotonia.

eulexin (*ū-leks'-in*). A proprietary remedy for diabetes mellitus; it is said to consist of jambul, Paraguay tea, cascara sagrada, aromatics, and glycerol. Dose 16 min.–2 dr. every 4 hours.

eulyptol (*ū-lip'-tol*). An antiseptic preparation composed of salicylic acid, 6 parts; phenol and essence of eucalyptus, of each, 1 part.

ulysin (*u'-lis-in*). A greenish-yellow resin found with bilin in bile.

eumenol (*ū'-men-ol*). A nontoxic fluid extract of *Aralia cordata*, of China and Japan. It is said to be an efficient emmenagogue. Dose 1 teaspoonful (5 Cc.) 3 times daily.

eumetria (*ū-met'-re-ah*) [*εὖ*, well; *μέτρον*, measure]. The exact quantity of muscular effort which is required to accomplish a definite result.

eumictin (*ū-mik'-tin*). Preparation of santol, salol, and urotropin; used as a remedy for gonorrhea.

eumorphics (*u-mor'-fiks*) [*εὖ*, well; *μόρφη*, form]. That branch of orthopedics that deals chiefly with the reëstablishment of form.

eumycetes (*ū-mi-se'-tēz*) [*εὖ*, well; *μυκῆς*, fungus]. Same as *hyphomycetes*.

eumydrin (*ū-mid'-rin*). Trade name of atropine methylnitrate, a white powder, used as a mydriatic and for the night-sweats of phthisis.

eunatrol (*ū-nat'-rol*). Oleate of sodium, recommended as a cholagogue. Dose 15 gr. (1 Gm.) twice daily.

eunoia (*ū-noi'-ah*) [*εὖ*, well; *νοῦς*, mind]. Normal condition of mind and will.

eunol (*ū'-nol*). A preparation of naphthols and eucalyptols used in skin diseases

eunuch (*ū'-nuk*) [*εὐνοῦχος*, guardian of the couch.] A male whose genital organs have been removed or mutilated so as to render him impotent.

eunuchism (*ū'-nuk-izm*). The condition of being a eunuch.

eunuchoid (*ū'-nuk-oid*) [*eunuch; εἶδος*, resembling]. Having the characteristics of a eunuch.

eunuchoidism (*ū'-nuk-oid-izm*) [*eunuchoid*]. Eunuchism in which the testicles are present, but their internal secretion is absent.

euonymin (*ū-on'-im-in*). A precipitate from the tincture of euonymus; it is tonic, laxative, and expectorant. Dose ½–3 gr. (0.032–0.2 Gm.).

euonymit (*ū-on'-im-it*). See *dulcitol*.

euonymus (*ū-on'-im-us*) [*εὐώνυμος*, having a good name]. Wahoo; the bark of *E. atropurpurea* a mild purgative and cholagogue. **e., extract of** (*extractum euonymi*, U. S. P.). Dose 1–5 gr. (0.065–0.32 Gm.). **e., fluidextract of** (*fluidextractum euonymi*, U. S. P.). Dose 8 min. (0.5 Cc.).

eupad (*ū'-pad*). An antiseptic powder containing equal parts by weight of chloride of lime and boric acid.

eupancreatism (*ū-pan'-kre-at-izm*). The condition in which the pancreas is functioning in a normal manner.

eupareunia (*ū-par-oo'-ne-ah*) [*εὖ*, well; *πάρευνος*, spouse]. Sexual compatibility.

eupathia (*ū-path'-e-ah*) [*εὖ*, well; *πάθος*, feeling]. 1. Euphoria. 2. Normal sensation. 3. Sensitiveness to impressions.

eupatorin (*ū-pat-o'-rin*). 1. A precipitate from the tincture of thoroughwort, *Eupatorium perfoliatum;* it is aperient, emetic, febrifuge and tonic. Dose 1 to 3 gr. 2. A crystalline glucoside from *Eupatorium cannabinum* of Europe. See also *Eupurpurin*.

Eupatorium (*ū-pat-o'-re-um*) [*εὐπατόριον*, agrimony]. A genus of composite-flowered plants. The leaves and flowering tops of *E. perfoliatum*, thoroughwort or boneset. It is a bitter tonic, diaphoretic, and feeble emetic. Dose of the *powdered leaves* 20–30 gr. (1.3–2.0 Gm.). **e., fluidextract of** (*fluidextractum eupatorii*, U. S. P.). Dose 10 min.–1 dr. (0.65–4.0 Cc.).

eupepsia (*ū-pep'-se-ah*) [*εὖ*, well; *πέπτειν*, to digest]. Sound or normal digestion.

eupeptic (*ū-pep'-tik*) [*εὖ*, well; *πέπτειν*, to digest]. Possessing a good digestion; aiding digestion.

eupeptone (*ū-pep'-tōn*). Trade name of a brand of Witte's peptone.

euperistalsis (*ū-per-is-tal'-sis*) [*εὖ*, well; *peristalsis*]. The quiet peristaltic movements of the intestines in health. See *peristalsis*.

euphonia (*ū-fo'-ne-ah*) [*εὖ*, well; *φωνή*, voice]. A normal, good, and clear condition of the voice.

Euphorbia (*ū-for'-be-ah*). A genus of trees, shrubs and herbs, yielding a milky juice. *E. corollata*, *E. ipecacuanha*, American species, have been employed in medicine on account of their emetic, diaphoretic, and expectorant properties. *E. pilulifera*, of South America and Australia, is used in asthma and bronchitis. *E. resinifera*, of Africa, affords euphorbium. Dose of the *extract* 1 gr. (0.065 Gm.); of the *fluidextract* ½–1 dr (2–4 Cc.), of the *tincture* ½–1 dr. (2–4 Cc.).

euphorbin (*ū-for'-bin*). A precipitate from a tincture of the root of *Euphorbia corollata;* it is an emetic, expectorant, vermifuge and arterial sedative. Dose ½ to 3 gr.

euphorbism (*ū-forb'-izm*). Poisoning by means of species of *Euphorbia;* it is marked by acute inflammation of the digestive tract and asphyxia.

euphorbium (*ū-for'-be-um*). An acrid gum-resin obtained from *Euphorbia resinifera*. It is strongly purgative and vesicant, and is now mainly employed in veterinary medicine.

euphorbon (*ū-forb'-on*), $C_{18}H_{22}O$. A neutral substance found as a constituent of euphorbium.

euphoria (*ū-for'-e-ah*) [*εὐφορος*, easily carried]. The sense of well-being; health.

euphoric (*ū-for'-ik*). Marked by or pertaining to euphoria.

euphorin (*ū'-for-in*) [see *euphoria*], $C_9O_2H_{11}$. Phenylurethane, a white, crystalline powder derived from aniline It is recommended as an analgesic and antipyretic in neuralgia and rheumatism. Dose 5–30 gr. (0 32–2 0 Gm.) daily.

euphthalmin (*ūf-thal'-min*) [*εὖ*, well; *ὀφθαλμός*, the eye], $C_{15}H_{23}NO_3HCl$. The hydrochloride of the mandelic acid derivative of *β*-eucaine; it is used as a mydriatic in 2 to 10 % solutions.

euphthalmine (*ūf-thal'-mēn*). Same as *eucatropine, q. v.*

euplastic (*ū-plas'-tik*) [*εὖ*, well; *πλάσσειν*, to form]. Capable of being transformed into healthy tissue.

eupnea, eupnœa, (*ūp-ne'-ah*) [*εὖ*, well; *πνεῖν*, to breathe]. Normal or easy respiration.

euporphine (*ū-por'-fēn*). Apomorphine bromomethylate; it is used similarly to apomorphine hydrochloride.

eupraxia (*ū-praks'-e-ah*) [*εὖ*, well; *πρᾶξις*, a doing]. Normal and perfect performance of coordinated movements.

eupurpurin (*ū-pur'-pū-rin*) [*εὖ*, well; *purpura*, purple]. A precipitate from the tincture of *Eupatorium purpureum;* it is diuretic, stimulant, astringent, and tonic. Dose 1 to 4 gr.

eupyrexia (*ū-pi-reks'-e-ah*) [*εὖ*, well; *πῦρ*, fire]. A slight rise of temperature in the beginning of an infection.

eupyrine (*ū-pi'-rēn*). A compound of vanillin-ethyl carbonate and paraphenetidin; used as an antipyretic. Dose, adults, 15–24 gr. (1.0–1.5 Gm.); children, 5–8 gr. (0 3–0 5 Gm.).

euquinine (*ū-kwin'-ēn*). Quininethylcarbonate, a crystalline, tasteless compound. Dose 5–30 gr. (0.32–2.0 Gm.).

euresol (*ū'-re-sol*). The commercial name of resorcinol monacetate; dissolved in acetone it is recommended in skin diseases.

eurobin (*ū'-ro-bin*). The commercial name of chrysarobin triacetate; it is insoluble in water, but dissolves freely in acetone, chloroform, and ether. It is used in a 2 to 3 % ointment in skin diseases.

eurodontia (*ū-ro-don'-she-ah*) [*εὐρώς*, decay; *ὀδοῦς*, a tooth]. Dental caries.

europhen (*ū'-ro-fen*). Diisobutylorthocresol iodide, an amorphous yellow powder, recommended as a substitute for iodoform. It is used hypodermatically in doses of ½–1 ½ gr (0.016 –0.09 Gm.) in syphilis.

europisocephalus (*ū-ro-pis-o-sef'-al-us*) [*εὐρύς*, broad; *ὀπίσω*, behind; *κεφαλή*, the head]. Having the skull broad in the occipital region.

europium (*ū-ro'-pe-um*). The provisional name given to a supposed new element The atomic weight is 152 and it lies midway between gadolinum and samarium.

europrocephalus (*ū-ro-pro-sef'-al-us*) [*εὐρύς*, broad; *πρό*, in front; *κεφαλή*, the head]. Having a skull broad in front.

eurybin (*ū'-re-bin*). A yellowish, bitter, amorphous powder, soluble in water and alcohol, obtained from *Olearia moschata*.

eurycephalic, eurycephalous (*ū-ris-ef-al'-ik, ū-ris-ef'-al-us*) [*εὐρύς*, wide; *κεφαλή*, head]. Broad-headed; having a very wide skull.

eurychasmus (*ū-risk-az'-mus*) [*εὐρύς*, broad; *χάσμα*, a chasm]. Lissauer's term for a skull in which the angle formed between the lines joining the joint of the wing of the vomer and posterior nasal spine and anterior margin of the foramen magnum is between 153° and 154°.

eurygenesis (*ū-re-jen'-es-is*) [*εὐρύς*, broad; *γένεσις*, origin]. The theory of the origin of a species by gradual amelioration of a race of precursors having a wide-spread or cosmopolitan distribution.

eurygnathism (*ū-re-nath'-izm*). The condition of having large jaws.

eurygnathus, eurygnathous (*ū-re-nath'-us*) [*εὐρύς*, broad; *γνάθος*, jaw]. Large-jawed.

eurynter (*ū-rint'-er*) [*εὐρύνειν*, to dilate] An instrument used in dilating. Cf. *colpeurynter*.

euryon (*ū'-re-on*) [*εὐρύς*, broad]. The craniometric point at the end of the greatest transverse diameter of the skull.

eurysma (*ū-riz'-mah*) [*εὐρύνειν*, to dilate]. 1. Dilatation. 2. A structure which has undergone dilatation.

eurythermal (*ū-rith-er'-mal*) [*εὐρύς*, wide; *θέρμη*, heat]. Capable of sustaining a great range of temperature.

eurythermic (*ū-re-ther'-mik*) [*εὐρύς*, broad; *θέρμη*, heat]. Referring to bacteria capable of growing through a wide range of temperature.

eurythrol (*ū-rith'-rol*). An extract from the spleen of oxen. Dose 1 to 2 teaspoonfuls in soup daily.

eusapyl (*ū'-sa-pil*). A solution of chlormetacresol in potassium ricinoleate; it is used as a disinfectant, and as an antiseptic wash.

euscope (*ū'-skōp*) [*εὖ*, well; *σκοπεῖν*, to see]. A modified microscope "which, with binocular single vision, provides enlarged images of stereo effect in conjunction with diminished light irritation to the nerve end organs of the retina, and permits natural, easy posture with complete relaxation and freedom of the head, neck and ocular muscles."

euscopol (*ū'-sko-pol*). Proprietary name for scopolamine hydrobromide.

euscopy (*ū'-skop-e*). The use of the euscope; examination with the euscope.

eusemia (*ū'-se'-me-ah*) [*εὖ*, well; *σῆμα*, a sign]. A favorable sign or prognostic.

eusemin (*ū'-se-min*). A local anesthetic of cocaine and adrenalin, used in ophthalmic practice.

eusol (*ū'-sol*) [*Edinburgh University Solution*]. An antiseptic solution containing 0.5 per cent. of hypochlorous acid.

Eustachian artery (*ū-sta'-ke-an*) [Bartolomeo *Eustachio*, Italian anatomist, 1500–1574]. 1. A branch of the Vidian artery. 2. A branch of the pterygopalatine artery. **E. catheter**, an instrument for examining, distending, or making applications to the Eustachian tube. **E. muscle**, the laxator tympani. **E. tube**, a canal, partly bony and partly cartilaginous, connecting the pharynx with the tympanic cavity. **E. valve**, the fold of the lining membrane of the right auricle of the heart, situated between the opening of the inferior vena cava and the auriculoventricular orifice.

eustachitis (*ū-sta-kī'-tis*). Inflammation of the Eustachian tube.

eustachium (*ū-sta'-ke-um*). The Eustachian tube.

eustenin (*ūs'-ten-in*). The double salt of theobromine sodium and sodium iodide; it is used in arteriosclerosis and angina pectoris.

Eustrongylus (*ū-stron'-jil-us*) [*εὖ*, well; *στρογγύλος*, round]. A genus of parasitic nematode worms. **E. gigas**, the largest of the parasitic nematodes. Its habitat is the kidney. It is met in many of the lower animals and rarely in man. The symptoms arising from its presence resemble those of renal abscess or calculus. The finding of the eggs in the urine is the most important diagnostic consideration. Oil of turpentine may cause migration of the worm, but extirpation is indicated.

eusystole (*ū-sis'-to-le*) [*εὖ*, well; *συστολή*, contraction]. A normal contraction of the cardiac cavities.

eutaxia (*ū-taks'-e-ah*) [*εὖ*, well; *τάξις*, order]. A normal condition of the body.

eutectic (*ū-tek'-tik*) [*εὖ*, well; *τίκτειν*, to produce]. 1. Well combined; stable; applied to a chemical combination which, in passing from a liquid to a solid state, acts as a simple body, maintaining a constant temperature and its constituent substances remaining associated during solidification. 2. [*εὖ*, well; *τήκειν*, to melt]. Melting easily; said of a compound substance which has a lower fusing-point than its constituents have separately. 3. A eutectic substance.

eutexia (*ū-teks'-e-ah*). 1. The condition of being stable and well combined. 2. The quality of fusing at a low temperature.

euthanasia (*ū-than-a'-ze-ah*) [*εὖ*, well; *θάνατος*, death]. 1. An easy or calm death. 2. The killing of people who are suffering from an incurable or painful disease.

euthenics (*ū-then'-iks*) [*εὐθηνία*, good state of the body]. "The betterment of living conditions for the purpose of securing efficient human beings; race improvement through environment in contrast with *eugenics* which deals with race improvement through heredity" (Richards).

euthermic (*ū-therm'-ik*) [*εὖ*, well; *θέρμη*, heat]. Promoting warmth.

euthesia (*ū-thē'-se-ah*) [*εὖ*, well: *θέσις*, condition]. Good constitution or state of health.

euthymia (*ū-thim'-e-ah*) [*εὖ*, well; *θυμός*, mind]. Tranquility; cheerfulness.

euthymol (*ū-thi'-mol*). A nontoxic liquid antiseptic said to contain oils of eucalyptus and wintergreen, extract of wild indigo, boric acid, menthol, and thymol. It is used as a spray or internally in doses of 1 dr. (4 Cc.) in water 3 or more times daily.

eutocia (*ū-to'-se-ah*) [*εὖ*, well; *τόκος*, child-birth]. Natural or easy childbirth; normal labor.

eutocous (*ū-to'-kus*) [see *eutocia*]. 1. Having an easy delivery. 2. Prolific.

eutonon (*u'-to-non*). A supposed hormone from the liver, effective in heart conditions.

eutrichosis (*ū-trik-o'-sis*) [*εὖ*, well; *θρίξ*, hair]. A healthy, normal development of the hair.

eutrophic (*ū-tro'-fik*) [*εὖ*, well; *τρέφειν*, to nourish]. Pertaining to eutrophy; promoting the nutritive process; well-nourished; a nutritional drug.

eutrophy, eutrophia (*ū'-tro-fe, ū-trō-fe-ah*) [*εὖ*, well; *τρέφειν*, to nourish]. A state of healthy nutrition. Being well nourished.

evacuant (*e-vak'-ū-ant*) [*evacuare*, to empty]. 1. Emptying. 2. A medicine that causes the emptying of an organ, especially the bowels; a purgative.

evacuation (*e-vak-ū-a'-shun*) [*evacuate*]. 1. The act of emptying, especially of the bowels. 2. That which is evacuated.

evacuator (*e-vak'-ū-a-tor*) [*evacuate*]. An agent to produce emptying, especially an instrument for removing from the bladder fragments of stone after litholapaxy.

evagination (*e-vaj-in-a'-shun*) [*e*, out; *vagina*, a sheath]. Protrusion from a sheath or invaginating structure. Cf. *invagination*.

evalvate (*e-val'-vāt*) [*evalvis*, without valves]. Destitute of valves.

evaporation (*e-vap-or-a'-shun*) [*e*, out; *vaporare*, emit vapor]. The conversion of a liquid into vapor.

evaporometer (*e-vap-or-om'-et-ur*) [*evaporare*, to evaporate; *μέτρον*, measure]. An apparatus for the study of the evaporation from cultivated plants and soils under the influence of different conditions of meteorology, soil, and culture.

evatmine (*e-vat'-mēn*). A preparation made from the posterior lobe of the pituitary gland, with adrenin, and physiological salt solution; used in asthma.

evectics (*e-vek'-tiks*). An old name for hygiene.

evenimation, evenomation (*e-ven-e-ma'-shun, -o-ma'-shun*) [*e*, from; *venom*]. The process of counteracting the effects of a venom.

eventration (*e-ven-tra'-shun*) [*e*, out; *venter*, the belly]. Protrusion of the abdominal viscera through the abdominal walls.

Eve's halometer (*ēvs, hal-om'-e-ter*). A device for measuring the degrees of an angle between the axial beam of light and the edge of a halo. Measures the size of erythrocytes.

eversion (*e-ver'-shun*) [*eversio*, a turning out] A turning outward. **e. of the eyelid**, a folding of the lid upon itself for the purpose of exposing the conjunctival surface or sulcus. See also *ectropium*.

évidement (*a-vēd-mahn'*) [Fr.]. Splitting open foci of disease and scraping them clean with the sharp curette.

evidence (*ev'-id-ens*) [*evidens*, clear]. In legal medicine, the means by which the existence or non-existence of the truth or falsehood of an alleged fact is ascertained or made evident; proof, **as of insanity. e., circumstantial**, evidence the **conclusions** based upon which are beyond actual **demonstration. e., conclusive** or **positive**, evidence that admits of no doubt. **e., expert**, that given before a jury by an expert in any science, art, profession, or trade.

evipan (*ev'-ip-an*) sodium salt of N-methy-C-C-cyclohexenyl-methyl-barbituric acid. An anesthetic. It is injected into the arm.

eviration (*ev-ir-a'-shun*) [*evirare*, to castrate]. 1. Castration. 2. Emasculation. 3. A form of sexual perversion in which there is a deep and permanent assumption of feminine qualities, with corresponding loss of manly qualities. The opposite of this is termed *defemination*.

evisceration (*e-vis-er-a'-shun*) [*e*, out; *viscera*, the bowels]. Removal of the viscera. **e. of the eye**, removal of the entire contents of the globe, but leaving the sclera intact. **e., obstetrical**, removal of the abdominal or thoracic viscera of the fetus to facilitate delivery.

evisceroneurotomy (*e-vis-er-o-nū-rot'-o-me*). Evisceration of the eye with division of the optic nerve.

evittate (*e-vit'-āt*) [*e*, out; *vitta*, a band]. Destitute of bands or stripes.

evolution (*ev-o-lū'-shun*) [*evolvere*, to unroll]. The process of unfolding or developing from a simple to a complex specialized, perfect form. **e., spontaneous**, a series of changes whereby a shoulder presentation is transformed within the pelvis into a combined breech-and-shoulder presentation and delivery effected without artificial aid. **e., threefold law of** (Huxley). (1) Excess of development of some parts in relation to others. (2) Complete or partial suppression of parts. (3) Coalescence of parts usually distinct.

evulsion (*e-vul'-shun*) [*evellere*, to pluck out]. The forcible tearing or plucking away of a part.

Ewald's test-breakfast (*a'-valt*) [Carl Anton *Ewald*, German physician, 1845–1915]. A method used in ascertaining the condition of the gastric juice. It consists of 35 to 70 Gm. of white bread and 300 Cc. of water, or a cup of weak tea without milk or sugar. **E.'s test for hydrochloric acid in contents of stomach.** Dilute 2 Cc. of a 10% solution of potassium sulphocyanide and 0.5 Cc. of a neutral solution of iron acetate to 10 Cc. with water. This makes a ruby-red solution; if a few drops of it are placed in a porcelain dish, and 1 or 2 drops of the liquid to be tested are allowed to come in contact with it, a faint violet cloud is observed in the presence of HCl. On mixing, the color becomes brown.

Ewart's sign (*yoo'-art*) [William *Ewart*, English physician 1848–1929]. In marked pericardial effusion the left clavicle is so raised that the upper border of the first rib can be felt with the finger as far as the sternum.

ex (*ex*) [L. for out of]. A prefix denoting out of, away from.

exacerbation (*eks-as-er-ba'-shun*) [*exacerbare*, to be violent]. An increase in the symptoms of a disease.

exalgin (*eks-al'-jin*) [ἐξ, out; ἄλγος, pain], $C_8H_{11}NO$. Methylacetanilide; a benzene derivative allied to phenacetin. It is an analgesic and antipyretic in doses of from ½–4 gr. (0.032–0.26 Gm.).

exaltation (*eks-awl-ta'-shun*) [*exaltatio*, an uplifting]. 1. Increase of functional activity. 2. Increase of mental activity. 3. A morbid mental state characterized by self-satisfaction ecstatic joy, abnormal cheerfulness, or optimism, or by delusions of grandeur.

examinite torch (*eks-am'-in-īt*). An electric torch giving a brilliant light; available for examinations of patients.

examination (*eks-am-in-a'-shun*). Investigation, as for the purpose of diagnosis; it is variously qualified as bimanual, digital, oral, physical, etc.

exangia, or exangeia (*eks-an'-je-ah*) [ἐξ, out; ἀγγεῖον, vessel]. Any dilatation or distention of a blood-vessel, such as aneurysm, varix, or capillary enlargement.

exanimation (*eks-an-im-a'-shun*) [*ex*, out; *anima*, spirit). Real or apparent death; fainting.

exanthema, exanthem (*eks-an-the'-mah*), *eks-an'-them*) [ἐξάνθημα, eruption; *pl.*, *exanthemata*, *exanthems*]. 1. An eruption upon the skin. 2. Any exanthematous or eruptive fever. **e. subitum**, a non-contagious roseola occurring in infants; roseola infantum.

TABLE OF EXANTHEMATA

cerebrospinal meningitis: *Period of incubation*, unknown. *Stage of invasion*, sudden. *Eruption*, second to fourth day. *Character of eruption*, herpes labialis, purpuric spots, dusky erythema. *Location*, herpes on lips; purpuric spots over entire body. *Duration of disease*, variable; many sequels. *Convalescence* by lysis. **erysipelas**: *Period of incubation*, few hours to 3 or 4 days. *Stage of invasion*, 1 to 3 days. *Eruption*, within 14 hours. *Character of eruption*, bright-red, shining patches with well-defined raised margin. *Duration of eruption*, 4 to 8 days. *Location:* Begins usually on face, may spread to trunk and arms; in the traumatic form begins at the wound. *Desquamation*, branny or in large flakes. Disease lasts 1 to 3 weeks. *Convalescence* by crisis. **measles**: *Period of incubation*, 10 to 12 days. *Stage of invasion*, 4 days. *Eruption*, fourth day. *Character of eruption*, small dark-red papules arranged in crescentic form; complete in 24 hours. *Duration of eruption*, 4 to 5 days. *Location*, face, then downward over body. *Desquamation*; branny, 8 to 11 days. Disease lasts 2 weeks. *Convalescence* by crisis. **rötheln**: *Period of incubation*, 8 to 17 days. *Stage of invasion*, 24 to 48 hours. *Eruption* appears within 48 hours. *Character of eruption*, rose-colored, rounded, discrete macules. *Duration of eruption*, 3 days. *Location*, face and scalp; then downward over body. *Desquamation*, slightly branny. Disease lasts 4 to 7 days. *Convalescence* by crisis. **scarlatina**: *Period of incubation*, 1 to 21 days. *Stage of invasion*, 1 to 2 days. *Eruption* appears within 24 hours. *Character of eruption*, diffuse, scarlet, punctate. *Duration of eruption*, 7 to 10 days. *Location*, neck, chest, face, then over body. *Desquamation*, scales or large flakes about one week. Disease lasts 2 to 3 weeks. *Convalescence* by lysis. **typhoid fever**: *Period of incubation*, 5 to 35 days. *Stage of invasion*, 6 to 8 days. *Eruption* appears on seventh day. *Character of eruption*, rose-colored, lenticular spots, coming on in successive crops. *Duration of eruption*, each crop 3 to 5 days. Continues 10 to 20 days or throughout the whole course of the fever. *Location*, abdomen, chest, and back. *Desquamation*, slightly branny or none. Disease lasts 3 to 4 weeks. *Convalescence* by lysis. **typhus fever**: *Period of incubation*, 4 to 12 days. *Stage of invasion*, 5 days. *Time of appearance*, from the third to the seventh day, usually the fifth day. *Character of eruption*, dusky spots or papules or petechiæ. *Duration of eruption*, few days or throughout the course of the disease. *Location*, sides of chest and abdomen, arms, back. *Desquamation*, slightly branny. Disease lasts 2 to 4 weeks.

Convalescence by crisis. **varicella:** *Period of incubation*, 4 to 14 days. *Stage of invasion*, 1 to 2 days. *Time of appearance*, from 12 to 24 hours. *Character of eruption*, vesicles in crops. *Duration of eruption*, 5 to 8 days. *Location*, back, chest, arms. *Desquamation*, crusts, 5 to 8 days. Disease lasts 2 weeks. *Convalescence* by lysis. **variola:** *Period of incubation*, 8 to 14 days. *Stage of invasion*, 3 days. *Time of appearance*, fourth day. *Character of eruption;* first, shot-like papules, then vesicles, then umbilicated pustules. *Duration of eruption*, 21 to 25 days. *Location*, face and over body. *Desquamation*, crusts, 12 to 22 days. Disease lasts 4 to 5 weeks. *Convalescence* by lysis.

exanthematology (*eks-an-them-at-ol'-o-je*) [*exanthem;* λόγος, science]. The science of the exanthematous diseases

exanthematous (*eks-an-them'-at-us*) [*exanthem*]. Of the nature of or characterized by exanthem or eruption; of the nature of an eruptive fever.

exanthesis (*eks-an-the'-sis*) [ἐξάνθησις, a blossoming: *pl. exantheses*]. 1. The breaking out or the appearance of an exanthem. 2. Any exanthematous disease. **e. rosalia arthrodynia.** Synonym of *dengue*.

exanthropes (*eks'-an-thrōpz*) [ἐξ, out of; ἄνθρωπος, man]. Sources of disease originating externally.

exanthropia (*eks-an-thro'-pe-ah*) [ἐξ, out; ἄνθρωπος, man]. Morbid dislike of human society.

exanthropic (*eks-an-throp'-ik*). Situated external to the human body; relating to exanthropes. Syn., *extraanthropic*.

exarteritis (*eks-ar-ter-i'-tis*) [ἐξ, out; ἀρτηρία, artery; ιτις, inflammation]. Inflammation of the outer coat of an artery.

exarthrima (*eks-ar-thrim'-ah*) [ἐξ, out; ἄρθρον, joint; *pl., exarthrimata*]. Luxation or dislocation of a joint.

exarticulation (*eks-ar-tik-ū-la'-shun*) [*ex; articulus*, joint]. 1. Dislocation of a joint. 2. Amputation at a joint.

exasperate (*egs-as'-per-āt*) [*exasperare*, to make rough]. Rough; covered with sharp points.

excarnation (*eks-kar-na'-shun*) [*ex; caro*, flesh]. Separation of injected vessels from a contiguous part.

excavatio (*eks-ka-va'-she-o*) [L.]. Excavation **e. papillæ nervi optici,** excavation of the papilla of the optic nerve; see under *excavation*. **e. rectouterina,** rectouterine excavation, pouch of Douglas. **e. rectovesicalis,** the fold of peritoneum hanging down between the rectum and the bladder in the male. **e. vesicouterina,** uterovesical pouch, the fold of peritoneum hanging down between the bladder and the uterus.

excavation (*eks-kav-a'-shun*) [*excavare*, to hollow out]. A hollow or cavity. **e. of the optic nerve,** a hollowing or "cupping" of the optic disc that may be physiological, congenital, or pathological, the result of glaucoma, optic atrophy, etc.

excavator (*eks'-kav-a-tor*) [*excavare*, to hollow out]. 1. An instrument like a gouge or scoop used to scrape away tissue. 2. A dental instrument for opening and forming cavities and removing decayed matter from them.

excello (*eks-el'-o*). A preparation of flour, sugar, shortening, milk, etc., ready to be mixed with water, and baked; used as a cake.

excentric (*eks-sen'-trik*) [*ex*, out; *centrum*, center]. 1. See *eccentric*. 2 Out of the center or median line. **e. pains,** radiating pains, symptomatic of spinal disease, due to irritation of the posterior nerve-roots. The pains are felt to be in the peripheral organs, hence the name.

excerebration (*eks-ser-e-bra'-shun*) [*ex*, out; *cerebrum*, brain]. The removal of the fetal brain in the process of embryotomy.

excern (*ek-sern'*) [*excernere*, to sift out]. To excrete.

excernent (*ek-ser'-nent*). Promoting excretion.

excipient (*ek-sip'-e-ent*) [*excipere*, to take up]. Any substance combined with an active drug to give the latter an agreeable or convenient form.

excision (*ek-sizh'-un*) [*excisio*, a cutting out]. The cutting out of a part.

excitability (*ek-si-ta-bil'-it-e*) [*excitare*, to rouse]. The property of reacting to a stimulus.

excitant (*ek-si'-tant*) [see *excitability*]. 1. Stimulating. 2. A remedy that stimulates the activity of an organ.

excitation (*ek-si-ta'-shun*) [see *excitability*]. The act of stimulating or irritating. **e., direct,** the stimulation of a muscle by placing an electrode on the muscle itself. **e., indirect,** the stimulation of a muscle through its nerve.

exciting (*ek-si'-ting*). Calling forth directly, as an *exciting* cause

excitoglandular (*ek-si-to-gland'-ū-lar*). Arousing or exciting glandular function.

excitometabolic (*ek-si-to-met-ah-bol'-ik*). Exciting metabolic processes.

excitomotor (*ek-si-to-mo'-tor*). Exciting or arousing motor function; also, a drug or agent that increases the activity of the motor nerve-centers

excitomuscular (*ek-si-to-mus'-kū-lar*). Exciting muscular activity.

excitor (*ek-si'-tor*) [*excitare*, to rouse]. 1. One who or that which stimulates or excites. 2. A discharger. 3. An electrode which, placed in contact with a nerve, causes excitation.

excitosecretory (*ex-si-to-se'-kre-to-re*). Tending to produce secretion.

excitovascular (*ex-si-to-vas'-kū-lar*). Exciting vascular changes; increasing the activity of the circulation.

exclave (*eks'-klāv*) [Fr]. A detached portion of any organ, as of pancreas or ovary.

exclusion (*eks-klu'-zhun*) [*excludere*, to shut out]. A shutting-out. **e., diagnosis by,** the reaching of a diagnosis by excluding one hypothesis after another until only one remains.

excochleation (*eks-kok-le-a'-shun*) [*ex*, out; *cochlea*, shell, spoon]. Curetting, or scraping material out of a cavity.

excoriation (*eks-ko-re-a'-shun*) [*ex*, from; *corium*, the skin]. Abrasion of a portion of the skin.

excortication (*eks-kor-tik-a'-shun*). See *decortication*.

excrement (*eks'-kre-ment*) [*excernere*, to separate; to excrete]. An excreted substance; the feces.

excrementitious (*eks-kre-men-tish'-us*). Pertaining to excrement.

excrescence (*eks-kres'-ens*) [*excrescere*, to grow out]. An abnormal outgrowth upon the body.

excreta (*eks-kre'-tah*) [*excrete*]. The natural discharges of the body, particularly those of the bowel.

excrete (*eks-krēt'*). To remove useless substances from the body.

excretin (*eks'-kre-tin*), $C_{10}H_{18}O$. A crystalline substance found in feces.

excretion (*eks-kre'-shun*) [*excrete*]. 1. The discharge of waste-products. 2. The matter so discharged.

excretory (*eks'-kre-to-re*) [*excrete*]. Pertaining to excretion.

excursion (*eks-kur'-shun*) [*ex*, out of; *currere*, to run]. 1. A wandering from the usual course. 2. The extent of movement, as of the eyes from a central position.

excurvation (*eks-kur-va'-shun*) [*ex; curvare*, to curve]. 1. Outward curvature. 2. A deformity of the upper eyelid in which the tarsal cartilage becomes turned outward.

excyclotropia (*eks-si-klo-tro'-pe-ah*) [ἐξ, out; κύκλος, circle, τροπή, turning]. Vertical median superior pole of eye is turned outward.

exdermoptosis (*eks-derm-op-to'-sis*) [*ex;* δέρμα, the skin; μῶσις, a falling]. Hypertrophy of the sebaceous glands with retention of the secretion.

exedent (*eks-e'-dent*) [*ex*, out; *edere*, to eat]. Rodent; eating away the tissues.

exelcysmos (*eks-el-sis'-mos*) [ἐξ, from; ἑλκύειν, to draw]. Extraction, as of teeth.

exemia (*eks-e'-me-ah*) [ἐκ, out of; αἷμα, blood]. A condition in which a large part of the blood is removed from the general circulation for a time.

exencephalocele (*eks-en-sef'-al-o-sēl*) [ἐξ, out; ἐγκέφαλος, brain; κήλη, hernia]. Cerebral hernia; an exencephalous tumor; a mass of brain-substance outside of the cranial cavity.

exencephalon (*eks-en-sef'-al-on*). *Exencephalus.*

exencephalus (*eks-en-sef'-al-us*) [*ex;* ἐγκέφαλος, brain]. A species of monsters with a malformed brain, situated without the cranial cavity

exenteration (*eks-en-ter-a'-shun*) [*ex;* ἔντερον, intestine]. 1. Removal of the intestine of the fetus, to allow delivery. 2. Same as *evisceration*.

exenteritis (*eks-en-ter-i'-tis*) [ἐξ, out; ἔντερον, bowel, ιτις, inflammation]. Inflammation of the outer or peritoneal coat of the intestine

exercise (*eks'-er-siz*) [*exercere*, to keep busy]. Functional activity of the muscles; often applied to such activity when its purpose is the preservation or restoration of the health. **e., active**, that exerted by the will of the patient. **e. bones**, rider's bones; osseous growths occasionally found in the muscles. **e., passive**, when the part is moved by another, or acted upon, as in massage.

exeresis (*eks-er'-es-is*) [ἐξ, out; αἱρέειν, to take]. Surgical excision or extraction; evacuation.

exesion (*eks-e'-shun*) [*exedere*, to corrode]. The gradual superficial destruction of organic parts, particularly bone, in consequence of abscesses and other destroying agencies.

exfetation (*eks-fe-ta'-shun*) [*exfetatio*]. Ectopic or extrauterine fetation.

exflagellation (*ex-flaj-el-a'-shun*). The act of extruding actively motile chromatin threads from the body of a male malarial parasite.

exfoliatio (*eks-fo-le-a-she-o*) [L.]. Exfoliation. **e, linguæ**, geographical tongue.

exfoliation (*eks-fo-le-a'-shun*) [*exfoliare*, to shed leaves]. The separation of bone or other tissue in thin layers; a superficial sequestrum.

exhalant (*eks-ha'-lant*) [*exhalare*, to breathe out]. 1. Serving for exhalation; exhaling. 2. A pore or organ of exhalation.

exhalation (*eks-hal-a'-shun*) [*exhalare*, to breathe out]. 1. The giving off of matters in the form of vapor. 2. The vapor, etc., given off by the body through the skin or lungs. 3. Expiration, or breathing out.

exhauster (*eg-sawst'-er*) [*exhaurire*, to pour out]. An instrument for the removal of soft cataracts.

exhaustibility (*eg-sawst-e-bil'-it-e*). Capacity for being exhausted. **e., Faradic**, the cessation of excitability in a muscle under repeated stimulation. Cf. *reaction, myasthenic.*

exhaustion (*eg-sawst'-yun*) [see *exhauster*]. 1. Loss of vital and nervous power from fatigue or protracted disease. 2. The pharmaceutical process of dissolving out one or more of the constituents of a crude drug by percolation or maceration. **e., heat-, e., solar.** See *insolation*. **e. hypothesis**, Pasteur's theory that immunity often afforded to the tissues by an attack of infection or following vaccination against infection is due to an abstraction from the tissues by the organism concerned in the primary attack of something necessary to the growth of the infecting organism. It is opposed to the retention theory of Chauveau.

exhibit (*ek-zib'-it*) [*exhibere*, to give]. To administer, as a medicine.

exhibition (*ek-zib-ish'-un*) [*exhibere*, to give]. In legal medicine, the exposing of the genitalia in public places. 2. The administration of a remedy.

exhibitionism (*ek-zib-ish'-un-izm*) [*exhibere*, to give]. A perversion of the sexual feeling that leads the patient to expose the genital organs.

exhibitionist (*ek-zib-ish'-un-ist*) [*exhibere*, to give] An insane person who wilfully and indecently exposes the genitals.

exhilarant (*ek-zil'-ar-ant*) [*exhilarare*, to cheer]. An agent to enliven and cheer the mind. **e. gas**, nitrous oxide gas.

exhumation (*eks-hū-ma'-shun*) [*ex; humus*, the ground]. The removal of a corpse from the ground; disinterment.

exinanition (*eks-in-an-ish'-un*) [*exinanitio*, an enfeebling]. Excessive exhaustion.

exitus (*eks'-it-us*) [*exitus*, exit]. 1. Exit. 2 Death.

Exner's plexus (*eks'-ner*) [Sigmund *Exner*, Austrian physiologist, 1846–]. A layer of nerve-plexuses, probably formed by the junction of sensory and motor fibers, in the cerebral cortex, near the surface.

exo- (*eks-o-*) [ἔξω, without]. A prefix meaning without; outside.

exocardia (*eks-o-kar'-de-ah*) [*exo-; καρδία*, the heart]. Displacement of the heart.

exocardiac, exocardial (*eks-o-kar'-de-ak, -al*) [*exocardia*]. Originating or situated outside of the heart.

exocarditis (*eks-o-kar-dit'-tis*) [ἐξ, out; καρδία, heart; ιτις, inflammation]. Inflammation of the outer surface of the heart. Also a synonym of *pericarditis*.

exocataphoria (*ex-o-kat-af-o'-re-ah*) [*exo-; cataphoria*]. The condition in which the visual axis turns outward and downward.

exoccipital (*eks-ok-sip'-it-al*) [*ex*, out; *occiput*]. Lying to the side of the foramen magnum. **e. bone**, the neurapophysial or condyloid part of the occipital bone, with which in adult life it is consolidated.

exochorion (*eks-o-ko'-re-on*) [*exo-; chorion*]. The external layer of the chorion.

exocolitis (*eks-o-ko-li'-tis*) [*exo-; colon;* ιτις, inflammation]. Inflammation of the outer or peritoneal coat of the colon.

exocranium (*eks-o-kra'-ne-um*) [*exo-; cranium*]. The outer surface of the skull; the pericranium.

exocrine (*eks'-o-krēn*) [*exo-;* κρίνειν, I separate]. Diacrinous; said of cells that secrete outwardly. The opposite of *epocrine* and *ptyocrine*.

exocystis (*eks-o-sist'-is*) [*exo-;* κύστις, the bladder]. Prolapse of the urinary bladder.

exodic (*eks-od'-ik*) [*exo-;* ὁδός, a way]. Transmitting impulses outward from the central nervous system; efferent; centrifugal.

exodin (*eks'-o-din*). Trade name of a cathartic derived from rufigallic acid.

exodontia (*eks-o-don'-she-ah*) [*ex-*; ὀδούς, a tooth]. 1. The extraction of teeth. 2. Protrusion of teeth.

exodontist (*eks-od-on'-tist*) [see *exodontia*]. One who specializes in tooth extraction.

exodyne (*eks'-o-din*) [*exo-*; ὀδύνη, pain]. A mixture of acetanilide 90, sodium salicylate 5, and sodium bicarbonate 5; it is used as an anodyne.

exogamy (*ex-og'-am-e*) [*exo-*; γάμος, marriage]. Protozoan fertilization by the union of elements derived from two unrelated cells.

exogastritis (*eks-o-gas-tri'-tis*) [*exo-*; γαστήρ, belly; ιτις, inflammation]. See *perigastritis*.

exogenetic (*eks-o-jen-et'-ik*) [*exo-*; γεννᾶν, to produce]. Due to an external cause; not arising within the organism.

exogenous (*eks-oj'-en-us*) [see *exogenetic*]. Growing by accretions to the outer surface. **e. disease.** See *exopathy*.

exognathion (*eks-og-na'-the-on*) [*exo-*; γνάθος, the jaw]. The alveolar process of the superior maxilla.

exognosis (*ex-og-no'-sis*) [ἐξ, out of; γιγνώσκειν, to know]. Diagnosis by exclusion.

exohysteropexy (*ex-o-his'-ter-o-pek-se*) [*exo-*; ὑστέρα, the uterus; πῆξις, fixation]. Fixation of a prolapsed uterus to the abdominal wall.

exol (*ex'-ol*). A local dental anesthetic.

exometra (*eks-o-me'-trah*) [*exo-*; μήτρα, the womb]. Prolapse or inversion of the uterus.

exometritis (*eks-o-me-tri'-tis*) [*exo-*; μήτρα, womb; ιτις, inflammation]. Perimetritis; less correctly, parametritis. See *metritis*.

exomphalia (*eks-om-fa'-le-ah*). Protrusion of the navel.

exomphalocele (*eks-om-fal'-o-sēl*). An umbilical hernia.

exomphalos (*eks-om'-fal-os*) [*exo-*; ὀμφαλός, navel]. Undue prominence of the navel; also, umbilical hernia.

exoncoma (*eks-ong'-ko-mah*) [ἐξόγκωμα, anything swollen]. A protruding tumor.

exoncosis (*eks-on-ko'-sis*). The formation of a prominent tumor.

exopathic (*eks-o-path'-ik*) [*exo-*; πάθος, disease]. Pertaining to those causes of disease coming from without or beyond the organism.

exopathy (*eks-op'-ath-e*) [*exo-*; πάθος, disease]. A disease having its origin in some cause external to the organism.

exopexy (*eks'-o-peks-e*). The surgical anchoring of an organ normally in a body cavity outside of the latter.

exophoria (*eks-o-fo'-re-ah*). See *heterophoria*.

exophthalmia (*eks-off-thal'-me-ah*). See *exophthalmos*.

exophthalmic (*eks-of-thal'-mik*) [*exophthalmos*]. Pertaining to exophthalmos. **e. goiter.** See *goiter, exophthalmic*.

exophthalmometer (*eks-off-thal-mom'-et-er*) [ἐξ, out; ὀφθαλμός, eye; μέτρον, measure]. An instrument for measuring the degree of exophthalmus.

exophthalmos, exophthalmus (*eks-off-thal'-mos, -mus*) [*exo-*; ὀφθαλμός, eye]. Abnormal prominence or protrusion of the eyeballs. **e., pulsating,** that characterized by a bruit and pulsation, due to an aneurysm that pushes the eye forward.

exoplasm (*eks'-o-plasm*) [*exo-*; πλάσσειν, to form]. In biology, the outer protoplasm of a unicellular organism or histological cell.

exorbitism (*eks-orb'-it-izm*). See *exophthalmos*.

exormia (*eks-or'-me-ah*) [ἐξορμάειν, to go forth]. Any papular skin-disease.

exosepsis (*eks-o-sep'-sis*) [*exo-*; *sepsis*]. Sepsis originating outside the body.

exoserosis (*eks-o-ser-o'-sis*) [*exo-*; *serum*]. A discharging of serum.

exoskeleton (*eks-o-skel'-et-on*) [*exo-*; σκελετόν, a dried body]. The rigid outer envelop of many of the lower forms of life for the protection and attachment of organs.

exosmometer (*eks-oz-mom'-et-ur*). See *endosmometer*.

exosmosis (*eks-oz-mo'-sis*) [*exo-*; ὠσμός, thrust]. Outward osmosis. See *osmosis*.

exosmotic (*eks-oz-mot'-ik*) [ἐξ, out; ὠσμός, thrust]. Pertaining to or characterized by exosmosis.

exosplenopexia, exosplenopexy (*eks-o-sple-no-peks'-e-ah, eks-o-sple'-no-peks-e*) [*exo-*; σπλήν, spleen; πῆξις, fixation]. An operation substituted for splenectomy, which consists in attaching the spleen in the abdominal wound and fixing it there by its capsule.

exospore (*eks'-o-spōr*) [*exo-*; outside; σπόρος, seed]. In biology, the outer coat of a spore.

exostome (*eks'-os-tōm*) [*exo*; στόμα, mouth]. In biology, the orifice in the outer coat of the ovule, or the outer peristome of a moss.

exostosis (*eks-os-to'-sis*) [*exo-*; ὀστέον, bone; pl., exostoses]. A bony outgrowth from the surface of a bone. **e., dental,** excessive development of the cementum of the teeth.

exoteric (*eks-o-ter'-ik*) [ἐξωτερικός, external]. Synonymous with *exopathic*.

exotery (*eks-ot'-er-e*). See *exopathy*.

exothermic (*eks-o-thur'-mik*) [*exo-*; θήρμη, heat]. 1. Relating to the giving out of heat 2 A substance which gives out heat in its production. Cf. *endothermic*.

exothyropexy (*eks-o-thi'-ro-peks-e*) [*exo-*; *thyroid*; πῆξις, fixation]. Exposing the enlarged thyroid gland by a median incision and drawing it outside.

exotic (*eks-ot'-ik*) [ἐξωτικός, foreign]. 1. Foreign, as exotic disease, plant, etc. 2. Pertaining to plants and products from another country.

exoticosymphysis (*eks-ot-ik-o-sim'-fis-is*) [ἐξωτικός, foreign; σύμφυσις, a growing together]. The union of a substance or body with the organism.

exotospore (*eks-o'-to-spōr*) [ἐξωτικός, outward; σπόρος, seed]. The malarial germ brought by the stab of the mosquito (*Anopheles*) into the human blood-vessels; so named from being formed outside the human body.

exotoxic (*eks-o-toks'-ik*). Pertaining to an exotoxin.

exotoxin (*eks-o-toks'-in*) [*exo-*; *toxin*]. A toxin which is excreted by a microorganism and can afterwards be obtained in bacteria-free filtrates without death or disintegration of the microorganisms.

exotropia (*eks-o-tro'-pe-ah*). See *strabismus*.

expansive (*eks-pan'-siv*) [*expandere*, to spread out]. Comprehensive; wide-extending. **e. delirium,** insane overestimation of one's mental or bodily powers. See *exaltation*.

expectant (*eks-pek'-tant*) [*expectare*, to look out for]. Awaiting or expecting. **e. treatment,** watching the progress of a disease, and not interfering unless special symptoms arise.

expectation (*eks-pek-ta'-shun*) [*expectare*, to expect]. Same as *expectant*. **e. of life,** the average number of years that persons of a given age, taken one with another, live, assuming that they die according to a given table of the probabilities of

life. It thus has no relation to the most probable life of a single given individual. **e. of l., complete,** the addition of one-half year to the curtate expectation to allow for that portion of a year lived by each person in the year of his death. **e. of l., curtate,** the average number of whole or completed years lived by each person.

expectorant (*eks-pek'-to-rant*) [see *expectoration*]. 1. Promoting expectoration. 2. A remedy that promotes or modifies expectoration.

expectoration (*eks-pek-tor-a'-shun*) [*ex, out*; *pectus*, breast]. 1. The ejection from the mouth of material brought into it from the air passages. 2. The fluid or semifluid matters from the lungs and air-passages expelled by coughing and spitting. **e., prune-juice,** a sputum containing altered blood expectorated in gangrene and cancer of the lung and in grave pneumonias in the aged. **e., rusty.** See *sputum, rusty.*

expellent (*eks-pel'-ent*) [*expellere*, to drive out]. A medicine that has power to expel a *materies morbi.*

experimental ten minutes. The standard time in Ross's *in vitro* method within which mitosis must be induced in lymphocytes.

expert (*eks'-pert*) [*expertus*, proved]. A person especially qualified in a science or art. **e., medical,** a physician peculiarly fitted by experience or special learning to render an authoritative opinion in medico-legal or diagnostic questions

expertness. Special skill or dexterity. **e., dextro-.** Conjoint and superior expertness of the dextral sensory and muscular organs of the body. **e., mixed dextrosinistral.** Some of the centers of the more expert organs in conjoint action are located in one and some in the opposite cerebral hemisphere. **e., sinistro-.** Conjoint and superior expertness of the sinistral sensory and muscular organs of the body.

expiration (*eks-pi-ra'-shun*) [*expirare*, to breathe out]. The act of breathing forth or expelling air from the lungs.

expiratory (*eks-pi'-ra-to-re*) [see *expiration*]. Relating to expiration.

expire (*eks-pīr'*) [*expirare*, to breathe out]. To breathe out; to die.

expirium (*eks-pi'-re-um*). An expiration.

exploration (*eks-plo-ra'-shun*) [*explorare*, to search out] The act of exploring; investigation of a part hidden from sight by means of touch, by artificial light, etc.

explorator, explorer (*eks-plor-a'-tor, ex-plor'-er*) [*explorare*, to search out]. An instrument for use in exploration. **e., electric,** an instrument for detecting a bullet by means of the electric current.

exploratory (*eks-plor'-at-o-re*). Pertaining to exploration. **e. puncture,** the puncture of a cavity or tumor and extraction therefrom of some of the contents to learn their nature.

exploring needle. A needle with a grooved side to allow the passage of fluid along it after it is plunged into a part where the presence of fluid is suspected.

explosion (*eks-plo'-zhun*) [*explodere*, to drive away]. 1. The sudden expansion of a body of small volume into great volume, with the resulting effects. 2. The sudden and violent occurrence of any symptom or function.

explosive (*eks-plo'-siv*) [*explodere*, to drive away]. See *consonants.* **e.-speech,** speech characterized by suddenness and explosiveness of enunciation.

exposure (*eks-po'-shur*) [*exponere*, to expose]. 1. The act of laying bare, as the genitals. 2. The state of being open to some action or influence, as of cold or wet.

expression (*eks-presh'-un*) [*expressus; exprimere*, to press out]. 1. A pressing out. 2. The facies. **e. of fetus** or **e. of placenta,** assisting the expulsion of fetus or placenta by pressure upon the uterus through the abdominal walls. **e., rectal,** assisting the expulsion of the fetal head by means of two fingers inserted into the rectum and hooked into the mouth or under the chin.

expulsion (*eks-pul'-shun*) [*expellere*, to drive out]. The act of driving out. **e., spontaneous,** the extrusion of the fetus or placenta without aid.

expulsive (*eks-pul'-siv*) [*expellere*, to drive out]. Pertaining to the extrusion or driving out of the fetus in childbirth, the voiding of the feces, urine, etc.

expuralgin (*eks-pur-al'-jin*). A preparation of potassium magnesium acetyl citrate; used as an analgesic.

exsanguinate (*ek-san'-gwin-āt*) [*ex-; sanguis*, blood]. 1. To render bloodless. 2. Bloodless.

exsanguination (*ek-san-gwin-a'-shun*) [*exsanguinate*]. The act of making bloodless.

exsanguine (*ek-sang'-gwin*) [*ex*, out; *sanguis*, blood]. Bloodless.

exsanguinity (*ek-sang-gwin'-it-e*). Bloodlessness; extreme pallor.

exsect (*ek-sekt'*) [*ex-; secare*, to cut]. To excise, or cut out a part.

exsection (*ek-sek'-shun*) [*ex; secare*, to cut]. The cutting out of a part from its surroundings

exsertor (*ek-sert'-or*) [*exserere*, to protrude]. A muscle which protrudes a part.

exsiccant (*ek-sik'-ant*) [*exsiccare*, to dry up]. 1. Drying. 2. A dusting powder.

exsiccation (*ek-sik-a'-shun*) [*ex; siccus*, dry]. Act of drying; especially, depriving a crystalline body of its water of crystallization.

exsiccative (*ek-sik'-a-tiv*). Drying.

exsiccator (*ek'-sik-a-tor*) [*exsiccare*, to dry up]. A closed glass vessel containing a tray of sulphuric acid, used to dry and cool substances preparatory to weighing.

exsomatized (*eks-so'-mat-īzd*) [*ex*, out of; *σῶμα*, body]. Removed from the body.

exspuition (*eks-pū-ish'-un*) [*ex*, out; *spuere*, to spit]. Expectoration; spitting.

exstrophy (*ek'-strof-e*) [*ex; στρέφειν*, to turn]. Eversion; the turning inside out of a part. **e. of bladder,** a congenital condition in which the lower part of the abdominal wall, the anterior wall of the bladder, and usually the symphysis pubis are wanting, and the posterior wall of the bladder is pressed through the opening.

exsufflation (*ek-suf-la'-shun*) [*ex*, out; *sufflare*, to blow]. Forced discharge of the breath.

ext. Abbreviation of *extractum* or *extract.*

exta (*eks'-tah*) [L., pl.]. The viscera, especially those of the chest.

extasis (*ek'-sta-sis*). See *ecstasy*

extension (*eks-ten'-shun*) [*extendere*, to stretch out]. 1. A straightening out, especially the muscular movement by which a flexed limb is made straight. 2. Traction upon a fractured or dislocated limb. *Counterextension* is traction made on a part in a direction opposite to that in which traction is made by another force.

extensometer (*eks-tens-om'-et-er*) [*extension; μέτρον*, a measure]. A micrometer to measure the expansion of a body.

extensor (*eks-tens'-or*) [*extension*]. That which stretches out or extends, as *extensor* muscles. See under *muscle.*

extenuation (*eks-ten-ū-a'-shun*) [*ex*, out; *tenuis*, thin]. Thinness; leanness of body; delicacy.

exterioration (*eks-te-re-or-a'-shun*) [*exterior*, outer]. The faculty of mind by which the image of an object seen is referred to the real situation of the object.

extern (*eks'-tern*) [*externus*, outward]. 1. Outside; outside the gates of a hospital. 2. An out-door patient. 3. A medical student, or graduate, who attends to out-door charity cases. **e. maternity**, a lying-in in a private house.

external (*eks-ter'-nal*) [*externus*, outward]. On the exterior, or on the side removed from the center or middle line of the body.

externalize (*eks-ter'-nal-īz*) [*external*]. 1. In psychology, to transform an idea or impression which is on the percipient's mind into a phantasm apparently outside him. 2. To refer to some outside source, as the voices heard by the subject of psychomotor hallucinations.

externe (*eks-tern'*) [Fr.]. Same as *extern*.

exteroceptive impulses (*eks'-ter-o-sep-tiv*) [extero-; *capere*, to take]. Afferent nerve impulses which derive their stimulation from external sources.

exteroceptor (*eks-ter-o-sep'-tor*) [extero; *receptor*, receiver]. An end organ, in or near, the skin or a mucous membrane, which receives stimuli from the external world.

extesticulate (*eks-tes-tik'-ū-lāt*) [*ex*, out; *testiculus*, a testicle]. To castrate.

extima (*eks'-tim-ah*) [*extimus*, outermost]. The outermost of the three coats of a blood vessel; the adventitia.

extinction (*eks-tink'-shun*) [*extinguere*, to extinguish]. Complete abeyance or final loss, as of the voice; also, incomplete loss. **e. of mercury**, the rubbing of mercury with lard or some other substance until the particles of mercury are no longer visible.

extine (*eks'-tin*). The thick, outer coat of an endospore.

extirpation (*eks-ter-pa'-shun*) [*extirpare*, to root out]. Complete removal of a part.

extirpator (*eks-ter-pa-tor*) [*extirpare*, to root out]. An instrument for extracting the roots of cuspid teeth.

extorsion (*eks-tor'-shun*) [*ex-*; *torquere*, to turn, or twist]. External rotation of a part.

extra- (*eks-trah-*) [L.]. A prefix meaning outside; without.

extra-amniotic (*eks-trah-am-ne-ot'-ik*). Outside of the amnion; between the amnion and the chorion.

extra-articular (*eks-trah-ar-tik'-ū-lar*). Outside of the proper structures of a joint.

extrabuccal (*eks-trah-buk'-kal*) [*extra-*; *bucca*, the cheek]. Outside of the mouth.

extracapsular (*eks-trah-kap'-sū-lar*). Outside of the capsular ligament of a joint.

extracardial (*eks-trah-kar'-de-al*) [*extra-*; *καρδία*, heart]. Situated or occurring outside of the heart.

extracellular (*eks-trah-sel'-ū-lar*). External to the cells of an organism.

extracostal (*eks-trah-kos'-tal*) [*extra-*; *costa*, a rib]. Outside of the ribs. **e. muscle**, any external intercostal muscle. See *muscles, table of*.

extracranial (*eks-trah-kra'-ne-al*). Outside of the cranial cavity.

extract, extractum (*eks'-trakt,-trakt'-um*) [*extrahere*, to extract]. In pharmacy, a solid or semisolid preparation, made by extracting the soluble principles of a drug with water or alcohol and evaporating the solution. **e., alcoholic**, that in which alcohol is the solvent. **e.s., animal**, fluidextracts obtained by prolonged digestion of finely chopped organs of animals in glycerol, boric acid, and alcohol, and believed to contain the active principle of the organ. See *musculin, ovarian, testin, thyroidin*, etc. **e., aqueous**, that prepared by using water as the solvent. **e., aromatic fluid**, fluid extract from aromatic, powder. **e., compound**, one prepared from more than one drug. **e., ethereal**, one in which ether is the solvent. **e., fluid.** See *fluidextract*. **e., powdered**, an extract dried and pulverized. **e., soft**, an extract evaporated to the consistence of honey. **e., solid**, one made solid by evaporation. **extractum ferri pomatum** (N. F.), an extract made from iron, in the form of fine, bright wire, 1 part; ripe sour apples, 50 parts; water, a sufficient quantity.

extraction (*eks-trak-shun*) [*extract*]. 1. The act of drawing out. 2. The process of making an extract. **e. of cataract**, removal of a cataractous lens by surgical operation.

extractive (*eks-trak'-tiv*) [*extract*]. Any organic substance that may be extracted in small amount from animal tissues.

extractor (*eks-trak'-tor*) [*extract*]. An instrument for extracting bullets, sequestra, etc

extracurrent (*eks-trah-kur'-ent*). The induced electric current.

extracystic (*eks-trah-sis'-tik*) [*extra-*; *κύστις*, a bladder, or a cyst]. 1. Outside of the urinary bladder. 2. Outside of the gall bladder. 3. Outside of a cyst.

extradural (*eks-trah-du'-ral*) [*extra-*; *durus*, hard]. Situated outside of the dura.

extra-embryonic (*eks-trah-em-bre-on'-ik*) Situated without or not forming a part of the embryo; it is said of certain structures of the ovum.

extra-epithelial (*eks-trah-ep-e-the'-le-al*). Outside of an epithelium.

extragenital (*eks-trah-jen'-it-al*). Not situated upon the genitals; applied to chancres.

extraligamentous (*eks-trah-lig-a-ment'-us*). External to a ligament.

extralobular (*eks-trah-lob'-ū-lar*). Outside of a lobe.

extramalleolus (*eks-trah-mal-e'-o-lus*) [*extra; malleolus*]. The outer malleolus of the ankle.

extramedullary (*eks-trah-med'-ul-ar-e*) [*extra-; medulla*]. Situated or occurring outside of the medulla.

extraneous (*eks-tra'-ne-us*) [*extraneus*, external]. Existing or belonging outside the organism.

extraneural (*eks-trah-nū-ral*). Situated or occurring outside of a nerve. A term applied to certain nervous affections of which the true seat is more or less remote from the point which manifests the symptoms of nerve-embarrassment.

extranuclear (*eks-trah-nū-kle-ar*). Outside the nucleus of a cell.

extra-ocular (*eks-trah-ok'-ū-lar*). Outside the eye, or eyeball; in biology, applied to those antennæ of insects that are located at a distance from the eyes.

extra-organismal (*eks-trah-or-gan-iz-'mal*). External to the organism.

extrapelvic (*eks-trah-pel'-vik*). Situated or occurring outside the pelvis.

extraperitoneal (*eks-trah-per-it-on-e'-al*). External to the peritoneal cavity.

extrapial (*eks-trah-pi'-al*). Pertaining to objects external to the pia.

extrapolar (*eks-trah-po'-lar*) [*extra-*; *polus*, a pole]. Not lying in the space between the electrodes of

a battery. **e. region,** that lying outside the electrodes, as opposed to the intrapolar region.

extrapyramidal (*eks-trah-pi-ram'-id-al*). Outside of the pyramidal tracts.

extraradical (*eks-trah-rad'-ik-al*). Applied to hydrogen atoms not replaceable by a negative or alcoholic radical, but replaceable by a base.

extrarenal (*eks-trah-re'-nal*). External to the kidney.

extrasystole (*eks-trah-sis'-to-le*). A heart-contraction occurring earlier than the normal systole if the heart-muscle is irritated during the diastolic period.

extrathoracic (*eks-trah-tho-ras'-ik*). External to the thoracic cavity.

extratriceps (*eks-trah-tri'-seps*). The outer head of the triceps muscle.

extra-uterine (*eks-trah-ū'-ter-īn*) *extra-; uterus*]. Outside of the uterus. **e. pregnancy.** See *pregnancy, extrauterine.*

extravasation (*eks-trav-as-a'-shun*) [*extra-; vas,* a vessel]. 1. The passing of fluid outside of the cavity or space normally containing it. 2. The fluid that has passed out.

extravascular (*eks-trah-vas'-kū-lar*) [see *extravasation*]. Outside of the vessels.

extraventricular (*eks-trah-ven-trik'-ū-lar*). External to a ventricle.

extremital (*eks-trem'-it-al*) [*extremus,* outermost]. Situated towards, or pertaining to, an extremity; distal.

extremity (*eks-trem'-it-e*) [*extremus,* outermost]. An arm or leg; the distal or terminal end or part of any organ; a hand or foot.

extrinsic (*eks-trin'-sik*) [*extrinsicus,* from without]. External; not directly belonging to a part. **e. muscles,** those situated on the exterior of an organ.

extroversion (*eks-tro-ver'shun*). See *exstrophy.*

extubation (*eks-tū-ba'-shun*) [*ex,* out; *tubus,* a pipe]. The removal of a laryngeal tube; opposed to intubation.

extuberance (*ex-tū-ber-ans*) [*ex,* out; *tuber,* mass]. A swelling or protuberance.

extumescence (*eks-tū-mes'-ens*) [*ex,* out; *tumescere,* to swell]. A projection or swelling.

exudate (*eks'-ū-dāt*) [*exudare,* to sweat]. The material that has passed through the walls of vessels into the adjacent tissues. **e., fibrinous,** coagulation of fluid soon after its escape from the vessels within the spaces into which it has exuded. **e., serofibrinous,** serous fluid in which flocculi of coagulated matter float.

exudation (*eks-ū-da'-shun*) [*exudate*]. The passing out of serum or pus; the material that has passed out.

exudative (*eks-ū-da'-tiv*) [*exudate*]. Of the nature of or characterized by exudation.

exulceration (*eks-ul-ser-a'-shun*) [*ex,* out; *ulcerare,* to ulcerate]. A superficial ulceration.

exumbilication (*eks-um-bil-ik-a'-shun*) [*ex,* out; *umbilicus,* navel]. Marked protrusion of the navel.

exutoria (*eks-ū-to'-re-ah*) [*exurere,* to burn]. Substances which cause a superficial ulceration of the skin when applied.

exuviæ (*eks'-ū-ve-e*) [L.]. Cast-off matters; shreds of epidermis; also, sloughed materials.

exuviation (*eks-ū-ve-a'-shun*) [*exuviæ*]. The shedding of the deciduous teeth, or other epidermal part.

eye (*i*) [AS., *ēage*]. The organ of vision. It occupies the anterior part of the orbit, is nearly spherical in outline, and is composed of three concentric coats: the sclerotic and cornea, the choroid and iris, and the retina. The *sclerotic* is an opaque, dense, white, fibrous membrane, into the anterior part of which the transparent *cornea* is fitted. The *choroid* is the vascular tissue, and is continuous with the *iris* in front. The latter is a circular membrane with a central perforation, the *pupil.* Within the choroid is the *retina,* a delicate, transparent membrane containing the terminations of the optic nerve. The greater part of the eyeball is filled with a mucoid substance, the *vitreous humor,* against the anterior surface of which rests the *crystalline lens.* The space between the lens and the cornea is divided by the iris into two compartments, communicating through the pupillary opening, *the anterior and posterior chambers,* which contain the *aqueous humor.* Anteriorly the eye is covered by *conjunctiva,* posteriorly by a fibrous capsule (*capsule of Tenon*). The eyeball is moved by a series of muscles attached on the outer surface. Changes in the curvature of the lens are brought about by the ciliary muscle, while the size of the pupil is modified by the action of dilator and constrictor fibers in the iris. **e.s, alternating dominance of the,** dominance of one eye at one time or for one function, alternating with that of the fellow for another time or function. **e., aphakic,** the eye deprived of its crystalline lens. **e., appendages of,** the eyelids, brows, and lacrimal apparatus. **e., apple of,** formerly the eyeball; the pupil. **e., artificial,** a thin shell of glass, celluloid, or other substance, colored like the natural eye, placed in the socket after enucleation. **e., compound,** the organ of vision formed of several crystal spheres, as in the lower crabs. **e., dominant,** the eye which is unconsciously and preferentially chosen to guide decision and action. **e. diagrammatic of Listing.** See under *Listing.* **e.s, equidominant,** or **divided dominance of the,** having equal or divided dominance. **e., pineal** or **epiphyseal,** the rudimentary median eye in some lizards. **e., fixing,** the eye which is directed towards the object looked at (in cases of strabismus). **e., reduced, of Donders.** See under *Donders.* **e.s, reversed dominance of the,** the left, because of ametropia, disease, operation, etc. of the right becoming the dominant eye in the right-handed; or *vice versa* in the left-handed. **e., schematic,** an ideal or normal eye.

eyeball (*i'-bawl*). The globe of the eye.

eyebrow (*i'-brow*). The supercilium, the connective tissue, skin, and hairs above the eye. The hairs serve chiefly to prevent the sweat from falling into the eye.

eyecells, cup-shaped cells of porcelain, enameled black, to place over the eye after operations.

eyecurrent, the normal electric current that passes from the cornea (positive) to the optic nerve (negative) under the stimulus of light.

eyedrops. See *collyrium.* Also an old name for tears.

eyeglass, a lens worn in one eye. *Eye-glasses pince-nes,* worn instead of spectacles, and held in position by a spring acting upon the bridge of the nose.

eyeground, a synonym of the fundus oculi or internal aspect of the vitreous chamber of the eye.

eyelashes (*i'-lash-es*). The hairs of the eyelid.

eyelens, the lens of a microscope to which the eye is applied; an eye-piece.

eyelid (*i'-lid*). The protective covering of the eyeball, composed of skin, glands, connective and muscular tissue, the tarsus and conjunctiva, with the cilia at the free edge.

eyepiece (*i'-pēs*). Synonym of *ocular*. **e., Huygenian.** See *Huygenian ocular*.

eyepoint, the point above an ocular or simple microscope where the greatest number of emerging rays cross.

eye-speculum, an instrument for retracting the eyelids.

eyestrain (*i'-strān*). The excess and abnormalism of effort, with the resultant irritation, caused by ametropia or heterophoria. It is applied also to the effects of excessive use of normal eyes.

eyeteeth (*i'-tēth*). The canine teeth of the upper jaw; dog-teeth.

eyewash, a medicated water for the eye; a collyrium.

eyewater, a collyrium; also the aqueous humor.

F. 1. Abbr. of *Fahrenheit, field of vision.* 2. Chemical symbol of *fluorine.* F_1 (*ef-one*). The first filial generation. The offspring of a given mating. F_2. The second filial generation. The inbred grandchildren of a given mating.

fabella (*fa-bel'-ah*) [dim. of *faba*, a bean]. A sesamoid fibrocartilage or small bone occasionally developed in the gastrocnemius muscle.

fabism (*fa'-bizm*) [*faba*, bean]. Lathyrism.

F. A. C. D. Abbreviation for Fellow of the American College of Dentists.

face (*fās*) [*facies*, the face]. The lower anterior part of the head, eyes, nose, mouth, cheeks, lips, etc. **f., adenoid,** a half-idiotic expression, combined with a long, high nose, flattened at the bridge, narrow nostrils, open mouth irregular upper teeth, a drooping jaw, and broad between the eyes. **f.-ague.** See *ague, brow-.* **f. grippée,** the pinched face observed in peritonitis. **f., mask-like,** a face often seen in alcoholic multiple neuritis; expressionless and immobile between the eyes and lips, while the eyebrows, forehead, and lips may be moving freely.

facet, facette (*fas'-et, fas-et'*) [Fr., *facette*, a little face]. A small plane surface, especially on a bone or a hard body, like a calculus.

facial (*fa'-shal*) [*face*]. Pertaining to the face. **f. angle,** an angle measured in different ways by different authorities. That of Virchow and Holder is formed by the union of a line joining the fronto-nasal suture and the most prominent point of the lower edge of the superior alveolar process, and a line joining the superior border of the external auditory meatus and the lower portion of the orbit. That of Camper is formed by the union of Camper's line (a line touching the most prominent points of the upper and lower face) and a line joining the acanthion and the auricular point. **f. center,** that in the frontal gyrus for face movements. **f. hemiplegia.** See *hemiplegia.* **f. nerve.** See *nerves, table of.*

facies (*fa'-she-ēz*) [L., "face"]. . The appearance of the face. 2. A surface. **f. anterior,** the anterior surface. **f. articularis,** an articular surface. **f. auricularis,** auricular surface. **f. cerebralis,** cerebral surface. **f. contactus,** contact surface. **f. convexa,** convex surface. **f. costalis,** costal surface. **f. diaphragmatica,** diaphragmatic surface. **f. dorsalis,** dorsal surface. **f. frontalis,** frontal surface. **f. gastrica,** gastric surface. **f. hippocratica,** an appearance of the face indicative of the rapid approach of dissolution: the nose is pinched, the temples hollow, the eyes sunken, the ears leaden and cold, the lips relaxed, the skin livid. **f. inferior,** inferior surface. **f. infratemporalis,** zygomatic surface. **f. intestinalis,** intestinal surface. **f. labialis,** labial or buccal surface. **f. lateralis,** lateral surface. **f. leontina.** See *leontiasis.* **f. lingualis,** lingual surface. **f. malaris,** malar surface. **f. malleolaris,** malleolar surface. **f. maxatoria,** chewing surface. **f. maxillaris,** maxillary surface. **f. medialis,** medial surface. **f. mediastinalis,** mediastinal surface. **f. nasalis,** nasal surface. **f. orbitalis,** orbital surface. **f. ossea,** bony portion of the face. **f. ovarina,** the emaciated countenance seen in patients with large ovarian cysts. **f. palatina,** palatine surface. **f. parietalis,** parietal surface. **f. patellaris,** patellar surface. **f. pelvina,** pelvic surface. **f. posterior,** posterior surface. **f. renalis,** renal surface. **f. sphenomaxillaris,** temporal surface. **f. superior,** superior surface. **f. volaris,** volar surface.

facilitation (*fas-il-it-a'-shun*) [*facilis*, easy]. The making an action or physiological process easier.

faciobrachial (*fa-she-o-bra'-ke-al*). Relating to the face and arm; generally referring to a form of juvenile muscular dystrophy.

faciocervical (*fa-she-o-ser'-vik-al*). Relating to the face and neck.

faciolingual (*fa-she-o-lin'-gwal*). Relating to the face and tongue.

facioplegia (*fa-she-o-ple'-je-ah*) [*facies*, face; πλήγη a stroke]. Facial palsy.

facioscapulohumeral (*fa-she-o-skap'-ū-lo-hū-meral*). Relating to the face, scapula, and arm.

F. A. C. P. Abbreviation for Fellow of the American College of Physicians.

F. A. C. S. Abbreviation for Fellow of the American College of Surgeons.

factitious (*fak-tish'-us*) [*facere*, to make]. Artificial.

factor (*fak'-tor*). See *gene.*

facultative (*fak'-ul-ta-tiv*) [*facultas*, capability]. Voluntary; optional. **f. aerobic.** See under *aerobic.* **f. anaerobic.** See *aerobic, facultative.* **f. manifest hyperopia,** that part of the manifest hyperopia that can be concealed by the accommodation. **f. parasite,** one that, while usually parasitic, can also live outside of its host.

faculty (*fak'-ul-te*) [*facultas*, capability]. 1. A special action of the mind through the instrumentality of an organ or organs; any function, particularly any acquired, modified, or facultative function. 2. The corps of teachers of a university. **f., medical,** the corps of professors and instructors of a medical college.

fæcal, fæces (*fe'-kal, fe'-sēz*). See *fecal, feces.*

fæcula (*fek'-ū-lah*). See *fecula.*

fæx (*feks*) [L., "lees;" pl., *fæces*]. The dregs or sediment of any liquid; fecula. **f. medicinalis liquida,** liquid yeast. It is used in the treatment of acne in the young. Dose ½ teaspoonful to 1 tablespoonful mixed with water once or twice daily with meals. **f. medicinalis sicca,** dry yeast. Used internally in smallpox to diminish suppuration; also in bronchopneumonia of measles. Dose 1½ teaspoonfuls mixed with 80 Cc. of boiled water in high rectal injection.

fæxin (*fēks'-in*) [*fæx*, sediment]. A specially prepared dry powdered yeast.

fag [origin uncertain]. Exhaustion; tire. See *brainfag.*

Faget's sign (*faz-zha'*) [Jean Charles *Faget*, French physician, 1818–]. A fall in the pulse rate with a rising or horizontal temperature curve; said to be pathognomonic of yellow fever.

fagopyrism (*fag-op'-ir-izm*) [*fagus*, beech; πυρός, wheat]. Poisoning by buckwheat.

fagopyrum (*fag-o-pi'-rum*). Poisoning by buckwheat.

Fahr., abbreviation for *Fahrenheit's scale;* see *thermometer.*

Fahrenheit's thermometer (*fah'-ren-hīt*) [Gabriel Daniel *Fahrenheit*, German physicist, 1686–1736]. See *thermometer Fahrenheit.*

faint (*fānt*). 1. A condition of languor. 2. A state of syncope or swooning.

fainting (*fānt'-ing*). A swoon; the act of swooning. **f. sickness.** Synonym of *epilepsy.*

faith-cure. The system or practice of attempting or pretending to cure disease by religious faith and prayer alone.

falcate (*fal'-kāt*) [*falx*, a sickle]. Sickle-shaped

falcial (*fal'-se-al*) [*falx*, a sickle]. Relating to the falx cerebri or falx cerebelli.

falcicula (*fal-sik'-ū-lah*). See *falcula.*

falciform (*fal'-si-form*) [*falx; forma*, form]. Having the shape of a sickle. **f. ligament.** See *ligament, falciform.* **f. process**, a process of the dura mater that separates the hemispheres of the brain; the falx.

falcula (*fal'-kū-lah*) [dim. of *falx*, a sickle]. The falx cerebelli.

falcular (*fal'-kū-lar*) [*falx*, a sickle] 1. Sickle-shaped. 2. Pertaining to the falx cerebelli.

fallacia (*fal-a'-se-ah*) [L.]. An insane illusion; an hallucination **f. auditoria**, an illusion as to hearing. **f. optica**, any visual illusion.

fallectomy (*fal-ek'-to-me*). Same as *salpingectomy.*

falling (*fawl'-ing*) [AS., *feallan*, to fall]. Dropping down **f.-sickness**, epilepsy. **f. of the womb**, a descent of the uterus into the vagina.

Fallopian (*fal-o'-pe-an*). Described by Gabriel *Fallopio* or *Falloppius*, Italian anatomist, 1523–1562. **F. aqueduct, F. canal**, a canal in the petrosa, extending from the internal auditory meatus to the stylomastoid foramen and transmitting the facial nerve. **F. gestation**, tubal gestation. **F. hiatus**, an opening on the anterior surface of the petrosa, which serves for the transmission of the petrosal branch of the vidian nerve **F. ligament.** 1. See *Poupart's ligament.* 2. See *Hunter's ligament.* **F. muscle**, the pyramidalis. **F. tube**, the oviduct. **F. valve.** See *Bauhin's valve.*

Fallopius, aqueduct of. See *Fallopian aqueduct.* **F., hiatus of.** See *Fallopian hiatus.*

fallostomy (*fal-os'-to-me*). Same as *salpingostomy.*

fallotomy (*fal-ot'-o-me*). Same as *salpingotomy.*

Falret's type of mania of persecution. A form of paranoia occurring in degenerates. Syn., "*Idées de persécution et de persécuteur.*"

false (*fawls*) [*falsus*, deceptive]. Not genuine; not real; imitating. **f. aneurysm.** See *aneurysm, false.* **f. ankylosis**, ankylosis due to rigidity of the soft tissues. **f. image**, in diplopia, the image of the deviating eye. **f. joint**, a result of non-union of a fractured bone. **f. membrane**, a fibrinous exudate upon a surface. **f. pains**, pains that precede true labor-pains. **f. passage**, a passage, formed by the laceration of any canal. **f. pelvis**, the portion of the pelvic cavity situated above the iliopectineal line. **f. ribs**, the five lower ribs.

falsetto (*fawl-set'-o*) [Ital.]. A voice both high-pitched and peculiarly modified as to quality; the highest register of the human voice. It is more obvious in the male than in most female voices.

falsification (*fawl-sif-ik-a'-shun*) [*falsus*, deceptive; *facere*, to make]. The fraudulent adulteration of foods or medicines; counterfeiting.

falx (*falks*) [L.]. A sickle; a sickle-shaped structure. **f. aponeurotica**, the conjoined tendon. **f. cerebelli**, a sickle-like process of dura mater between the lobes of the cerebellum. **f. cerebri**, the process of the dura separating the hemispheres of the cerebrum. **f. inguinalis.** See *f. aponeurotica.*

famelic (*fam-el'-ik*) [*famelicus*, hungry]. Marked by extreme hunger; effective in overcoming the sensation of hunger.

famelica (*fam-el'-ik-ah*) [*famelicus*, hungry]. Febris famelica; fever accompanied by hunger.

fames (*fa'-mēz*) [L.] Hunger **f. bovina**, bulimia. **f. canina** ("dog-hunger"), bulimia. **f. lupina** ("wolf-hunger"), extreme bulimia.

familial (*fam-il'-yal*). Characteristic of a family.

famine dropsy (*fam'-in*). A form of dropsy due to long-continued underfeeding, and accompanied by weakness, polyuria, and bradycardia.

famine fever. Same as *relapsing fever.*

fanaticism (*fan-at'-is-izm*) [*fanaticus*, pertaining to a temple]. Perversion and excess of the religious sentiment. It often trenches upon the domain of insanity; and is sometimes an outcome, at other times a cause, of mental disease.

fandorine (*fan'-dor-ēn*). Trade name of a preparation made from the genital glands and *Anemone pulsatilla;* said to be useful for menstrual disorders.

fang [AS., *fangan*, to seize]. 1. The root of a tooth. 2. A long or prominent tooth.

fango (*fan'-go*) [It. *fango*, mud]. Clay from the hot springs of Battaglio, Italy; it is used as a local application in gout. **f.-therapy**, therapeutic application of heat and pressure by means of heated fango or other mud.

fantascopy (*fan-tas'-ko-pe*) See *retinoscopy.*

Farabeuf's amputation (*far'-ab-erf*) [Louis Hubert *Farabeuf*, French anatomist and surgeon, 1841–1910]. Amputation of the leg, with a large external flap. **F.'s triangle.** A triangle in the upper part of the neck, whose sides are formed by the internal jugular vein, the facial vein, and the hypoglossal nerve.

farad (*far'-ad*) [Michael *Faraday*, English physicist, 1791–1867]. The unit of electric capacity; a capacity sufficient to hold one coulomb of current having a potential of one volt.

Faraday's law of electrolysis [see *farad*]. The amount of an ion liberated at an electrode in a given time is proportional to the strength of the current.

faradic, faradaic (*far-ad'-ik, far-ad-a'-ik*). Pertaining to induced electric currents. **f. current**, the induced electric current.

faradimeter (*far-ad-im'-et-er*) [*farad; μέτρον*, a measure] An instrument for measuring the strength of an induced electric current.

faradipuncture (*far-ad-i-punk'-chur*). The application of faradic electricity by means of needle electrodes thrust into the tissues.

faradism (*far'-ad-izm*). 1. The electricity produced in an induced or faradic current. 2. Faradization.

faradization (*far-ad-iz-a'-shun*) [see *farad*]. Faradism; the application of the induced current to a diseased part. **f. general**, the therapeutic

application of the electric current to the organism as a whole.

faradize (*far'-ad-īz*). To treat by means of an induced electric current.

MICHAEL FARADAY.

faradocontractility (*far-ad-o-kon-trak'-til-it-e*). Contractility in response to faradic stimulus.

faradopuncture (*far-ad-o-punk'-chur*). The passage of a faradic current into the tissues by acupuncture.

farcinia (*far-sin'-e-ah*). Synonym of *equinia*.

farcinoma (*far-sin-o'-mah*) [*farciminum*, farcy; ὄμα, a tumor: *pl.*, *farcinomata*]. A farcy-bud, or glanderous tumor; less correctly, farcy, or glanders.

farctus (*fark'-tus*). Emphraxis; infarction.

farcy (*far'-se*) [*farcire*, to stuff]. The form of glanders that attacks the skin and lymphatic glands. **f.-bud**, or **f.-button**, a glanderous tumor. **f.-pipes**, the swollen lymph-vessels in glanders.

fardel-bound (*far'-del-bownd*) [*fardel*, a load; ME., *bounden*]. 1. A term applied to neat cattle or sheep affected with inflammation of the abomasum, or of the omasum, with impaction of food in the latter. Fardel-bound cattle are said to have "lost the cud."

farding-bag (*far'-ding-bag*). The first stomach of a ruminant animal; the paunch or rumen.

fareol (*far'-e-ol*). A proprietary anodyne and antipyretic.

farfara (*far'-far-ah*). See *coltsfoot*.

farina (*far-e'-nah*) [L., "meal"]. The ground or powdered starchy part of seeds, especially that of corn, barley, rye, and wheat.

farinaceous (*far-in-a'-shus*) [*farina*]. Having the nature of or yielding flour.

far-point. The most distant point at which an eye can see distinctly when accommodation is completely relaxed.

Farrant's solution. Make a saturated solution of arsenic trioxide in water by boiling; let it stand for 24 hours and filter. Then to equal quantities of water, glycerol, and arsenic trioxide solution add picked gum-arabic until a thick, syrupy fluid is obtained. In about a week filter slowly through frequently changed filter-paper.

Farre's tubercles (*far*) [John Richard *Farre*, English physician, 1775–1862]. Cancerous masses on the surface of the liver.

Farre's white line (*far*) [Frederick John *Farre*, English gynecologist, 1804–1886]. The boundary-line at the hilum of the ovary between the germ epithelium and the squamous epithelium of the broad ligament; it marks the surface of the mesovarium.

Farre-Waldeyer's line. See *Farre's white line*.

farriery (*far'-yer-e*) [*farraria*, pertaining to irons. The art of treating the diseases of horse]; veterinary surgery.

far-sight. Hyperopia.

far-sightedness. The condition of hyperopia.

fascia (*fash'-e-ah*) [L., "a band"]. 1. The areolar tissue forming layers beneath the skin (*superficial fascia*) or between muscles (*deep fascia*). 2. A bandage. **f., anal**. See *f., ischiorectal*. **f., cervical, deep**, that which invests the muscles of the neck and incloses the vessels and nerves. **f., cervical, superficial**, that just beneath the skin. **f., Colles'**. See under *Colles*. **f. colli**. 1. The deep and superficial fasciæ of the neck regarded as one. 2. The deep cervical fascia. **f., cremasteric**, a thin covering of the spermatic cord, formed by the stretched fibers of the cremaster muscle. **f., cribriform**, the sieve-like covering of the saphenous opening. **f. dentata**, a serrated band of gray matter of the hippocampal gyrus of the cerebrum. **f. infundibuliform**, the process of the transversalis fascia extended over the spermatic cord. **f., intercolumnar**, a fascia attached to the margins of the external abdominal ring and forming a sheath for the cord and testis. **f., ischiorectal**, that covering the perineal aspect of the levator ani muscle. **f. lata**, the dense fascia surrounding the muscles of the thigh. **f.s of origin**, those serving for the origin of muscles. **f.s, partial**, aponeuroses covering the muscles of a limb and retaining them in position; they are chiefly attached by their extremities to bones. **f., prevertebral**, a band of connective tissue covering the front of the cervical vertebræ and the prevertebral muscles adherent to the basilar process above and running to the third thoracic vertebra below. It is attached to the esophagus and pharynx by loose connective tissue. **f. propria, f. propria of the scrotum**, the infundibuliform fascia together with the underlying areolar tissue. **f., semilunar, f. semilunaris**, a fibrous band extending downward and inward from the inner aspect of the biceps humeri and its tendon and connecting with the fascia investing the antibrachial muscles arising from the inner condyle of the humerus. **f., transversalis**, that lying between the transversalis muscle and the peritoneum.

fascial (*fash'-e-al*) [*fascia*]. Pertaining to or of the nature of a fascia.

fasciaplasty (*fash-e-ah-plas'-te*) [*fascia*; πλάσσειν, to form]. Plastic surgery of fascia.

fasciation (*fash-e-a'-shun*) [*fascia*, a bandage]. The art or act of bandaging.

fascicle (*fas'-ik-l*) [dim. of *fascis*, a bundle]. A small bundle of fibers. See *fasciculus*. **f., cuneate**, the continuation of the posteromedian column of the spinal cord. **f., fornicate**, the white matter of the fornicate gyrus, the fibers of which extend longitudinally and ramify upward and backward into its secondary gyri. Syn., *fillet of the corpus callosum*. **f., fundamental**, a part of the anterior column extending

into the oblongata. **f.s, gyral.** See *fibers, association-*. **f., olivary.** See *fillet, olivary.* **f., posterolongitudinal,** fibers connecting the corpora quadrigemina and the nuclei of the fourth and sixth nerves with the parts below. **f., pyramidal,** a portion of the anterior column of the cord extending to the pyramid. **f., solitary,** fibers connecting the internal capsule and lenticular nucleus with parts below.

fascicular (*fas-ik'-ū-lar*). 1. Pertaining to a fasciculus. 2. Fasciculated.

fasciculated (*fas-ik'-ū-la-ted*). United into bundles or fascicles.

fasciculus (*fas-ik'-ū-lus*) [dim. of *fascis*, a bundle; *pl., fasciculi*]. A little bundle, particularly of muscle-fibers; a fascicle (*q. v.*). **f. albicantio-thalami.** Same as *bundle of Vicq d'Azyr.* **f. arciformis pedis,** the cimbia, *q. v* **f. cerebello-spinalis.** See *tract, direct cerebellar.* **f., cuneate,** the continuation of Burdach's column, or the posteromedian column of the spinal cord. **f., gracilis,** the posterior pyramid of the medulla **f. longitudinalis inferior,** fibers connecting the temporal to the occipital lobe. **f. longitudinalis medialis,** a band of fibers found in the mid-brain ventrad to the central gray matter. **f. longitudinalis pyramidalis.** See *tract, pyramidal.* **f. longitudinalis superior,** a bundle of fibers joining the frontal cortex with the parietal, occipital, and external temporal cortex. **f. longitudinalis ventralis,** the anterior longitudinal bundle of fibers arising in the superior colliculus and descending into the spinal cord. **f. marginalis.** See *Lissauer's tract.* **f. occipito-frontalis,** a bundle of fibers extending from the cortex of the frontal lobe to the cortex of the occipital lobe. **fasciculi occipitothalamici,** the bundles of nerve-fibers uniting the thalamus with the occipital lobe. **f., olivary.** See *fillet, olivary.* **f. perpendicularis,** a vertical bundle of fibers from the inferior parietal and superior occipital gyri to the inferior temporal and occipital and the fusiform gyri. **f. pedunculo-mammillaris,** a bundle arising in the corpus mammillare and passing into the mid-brain. **f., posterolongitudinal,** fibers connecting the corpora quadrigemina and the nuclei of the fourth and sixth nerves with the parts below. **f. rectus.** Same as *f. perpendicularis.* **f. retro-flexus,** a bundle of nerve-fibers connecting the ganglion of the habenula with the interpeduncular ganglion of the opposite side. See also *Meynert's bundle.* **f., solitary,** fibers connecting the internal capsule and the lenticular nucleus with parts below. See *solitary bundle.* **f., sphenoid,** the part of the corona radiata which enters the temporosphenoid lobe. **f. subcallosus,** a tract of long association-fibers lying under the corpus callosum, and connecting the frontal, parietal, and occipital lobes. **f. teres,** the funiculus teres. **f. thalamo-mammillaris.** Same as *bundle of Vicq d'Azyr.* **f. trineuralis, f., trineural.** See *solitary bundle.* **f. unciformis, f. uncinatus,** a bundle of medullated axons extending between the uncus and the basal portions of the frontal lobe, and connecting the temporal sense area with the olfactory sense area.

fascination (*fas-sn-a'-shun*) [*fascinatio*, a bewitching]. A form of incomplete hypnotism, intermediate between somnambulism and catalepsy; the alleged controlling influence of one person over another.

fasciodesis (*fas-e-od'-e-sis*) [*fascia; δέσις*, binding]. The operation of suturing a tendon to a fascia.

fasciola (*fas-i'-o-lah*) [L., a small bandage]. 1. The dorsal continuation of the fascia dentata of the cerebrum. 2. A genus of trematodes. **f. cinerea.** See *fasciola* (1). **F. hepatica,** the liver fluke.

fascioliasis (*fas-e-o-li'-as-is*) [*fasciola*, a small bandage]. A term employed for *distomiasis*, or *distomatosis.*

fasciolopsis (*fas-ce-o-lop'-sis*). See *fluke.*

fasciorrhaphy (*fash-e-or'-af-e*) [*fascia; ῥάφειν*, to sew]. Suturing of a fascia.

fasciotomy (*fash-e-ot'-o-me*). See *aponeurotomy.*

fascitis (*fas-i'-tis*). Inflammation of a fascia.

fastidium (*fas-tid'-e-um*) [L., "a loathing"]. A loathing for food or drink.

fastigatum (*fas-tig-a'-tum*). See *nucleus fastigii.*

fastigium (*fas-tij'-e-um*) [L., "summit"]. 1. The acme of a disease. 2. The angle between the superior lamina and the inferior medullary velum in the roof of the fourth ventricle.

fat [ME]. A greasy substance, a compound of oleic, palmitic, or stearic acid with glycerol. **f.-cell,** a connective-tissue cell containing oil-globules. **f. columns,** columnar shaped adipose tissue found in the thicker parts of the cutis vera. **f., depot,** fat which is deposited in storage places such as the great omentum or suprarenal region. **f. emboli.** See *embolus.* **f.-necrosis,** a peculiar form of necrosis of a fatty tissue occurring in pinpoint-sized areas of a dead-white color. **f., organ,** fat which occurs in the tissues and between the cells of organs. **f. pad,** sucking pad; see under *pad.*

fatigue (*fa-tēg'*) [*fatigo*, weariness]. Weariness. **f. diseases,** those caused by constant repetition of certain muscular movements. **f. fever,** fever following excessive exertions, and supposed to be caused by the absorption of waste-products. **f.-stuff,** toxic material from tissue-disintegration due to undue fatigue

fat-soluble A. A vitamin present in butter, other animal fats, and green vegetables; necessary for growth, and its absence leads to rickets.

fatty (*fat'-e*) [*fat*]. Containing fat or derived from fat. **f. acids,** a series of acids with the general formula $C_nH_{2n}O_2$, some of the members of which combine with glycerol to form fats. **f. casts.** See *cast.* **f. degeneration.** See *degeneration, fatty.* **f. heart.** See *heart.* **f. series,** methane and its derivatives.

fatuity (*fat-ū'-si-e*) [*fatuitas*, foolishness]. Amentia or dementia.

fauces (*faw'-sēz*) [L., "the upper part of the throat"]. The space surrounded by the palate, tonsils, and uvula. **f., isthmus of the,** the space at the back of the mouth inclosed by the margin of the palate, the back of the tongue, and the pillars of the fauces. **f., pillars of the,** the folds formed by the palatoglossus muscle in front of the tonsils and by the palatopharyngeus behind them.

Fauchard's disease (*fo-shar'*) [Pierre *Fauchard*, French dentist, 1680–1761]. Alveolodental periostitis; pyorrhœa alveolaris; progressive necrosis of the dental alveoli.

faucial (*faw'-se-al*). Pertaining to the fauces.

faucitis (*faw-si'-tis*) [*fauces; ιτις*, inflammation]. Inflammation of the fauces.

fault (*fawlt*). In electricity, any failure in the proper working of a circuit due to ground-contacts, cross-contacts, or disconnections.

fauna (*faw'-nah*) [*Faunus*, the god of agriculture: pl., *faunæ*]. The entire animal life of any geographical area or geological period.

faunorum ludibria (*fawn-or'-um lu-dib'-re-ah*) [L., "sport of the fauns"]. An old designation for nightmare and for epilepsy.

Fauvel's granules (*fo-vel'*) [Sulpice Antoine *Fauvel*, French physician, 1813–1884]. Abscesses immediately near the bronchi or bronchioles.

favaginous (*fav-aj'-in-us*) [*favus*]. Resembling favus; having a honeycombed surface.

faveolate (*fav-e'-o-lāt*) [*favus*]. Favose, honeycombed; same as alveolate.

faveolus (*fav-e'-o-lus*) [*favus; pl., faveoli*]. A pit or cell like that of the honeycomb.

faviform (*fav'-if-orm*) [*favus*, honeycomb; *forma*, form]. Resembling a honeycomb; a designation of certain ulcerated surfaces.

favism (*fa'-vizm; fah'*) [*fava*; bean (L.)]. A condition of acute fever, anemia, jaundice, hemoglobinuria, abdominal pain, vomiting, diarrhoea, caused by eating certain beans.

favosoareolate (*fa-vo-so-ar-e'-o-lāt*) [*favus; areola*]. Pitted with reticular markings.

favus (*fa'-vus*) [L., ["a honeycomb"]. A parasitic skin disease due to the presence of a vegetable parasite, *Achorion schoenleinii*. It is characterized by the presence of round, sulphur-yellow, cup-shaped crusts, having a peculiar musty odor, and which are found on microscopic examination to be composed almost entirely of the elements of the fungus. The disease affects most frequently the scalp, but may occur anywhere. Syn., *tinea favosa*. **f.-cup**, any one of the cup-shaped crusts that characterize favus.

faxwax (*faks'-waks*) [*fax*, hair; Ger., *wachsen*, to grow]. The ligamentum nuchæ, or the material it is composed of. Also called paxwax.

F. C. S. Abbreviation for Fellow of the Chemical Society.

Fe. Chemical symbol of *ferrum*, iron.

fear (*fēr*). An emotion of dread; apprehension; the feeling which in its intenser manifestations is called terror or fright.

featural surgery (*fe'-chur-al*). Plastic surgery of the face, for the removal of congenital defects.

feature (*fe'-chur*) [*factura*, a making]. Any single part of lineament of the face.

febralgene (*feb-ral'-jēn*). A proprietary antipyretic and sedative. Dose 2½–5 gr. (0.16–0.32 Gm.).

febricide (*feb'-ris-īd*) [*febris; cædere*, to kill]. Destructive fever.

febricity (*fe-bris'-it-e*) [*febris*, a fever]. Feverishness.

febricula (*feb-rik'-ū-lah*) [*febris*] A slight fever of short duration, most frequently encountered among children.

febriculose (*feb-rik'-ū-lōs*) [*febris*, fever]. Slightly feverish.

febriculosity (*feb-rik-ū-los'-it-e*). Feverishness.

febrifacient (*feb-re-fa'-se-ent*) [*febris*, a fever; *facere*, to make]. Causing fever.

febriferous (*fe-brif'-er-us*) [*febris*, a fever; *ferre*, to bear]. Causing or conveying fever.

febrific (*fe-brif'-ik*) [*febris*, a fever]. Febrifacient.

febrifugal (*feb-rif'-ū-gal*) [*febris*, fever; *fugare*, to dispel]. Removing or dispelling fever

febrifuge (*feb'-rif-ūj*) [*febris; fugare*, to dispel]. 1. Dispelling fever. 2. A fever remedy.

febrile (*feb'-ril*) [*febris*]. Pertaining to or characterized by fever.

febrility (*fe-bril'-it-e*) [*febris*, a fever]. The quality of being febrile; feverishness.

febrinol (*feb'-rin-ol*). A proprietary antipyretic and analgesic remedy.

febris (*feb'-ris*) [L.]. See *fever*. **f. acmastica**, a continued fever. **f. acuta**, ague. **f. amatoria**, chlorosis. **f. bullosa**. Synonym of *pemphigus*. **f. castrensis**. 1. Typhus fever. 2. Remittent fever. **f. castrensis epidemica**, malarial and typhoid fever. **f. catarrhalis**. Synonym of *influenza*. **f. complicata**, Mediterranean fever. **f. dysenterica**. Synonym of *dysentery*. **f. enterica**, typhoid fever, *q. v.* **f. exanthematica articulosa**. Synonym of *dengue*. **f. famelica**. See *famelica*. **f. flava**. See *yellow fever*. **f Hungarica**. Synonym of *typhus*. **f. innominata** a fever in which the clinical signs are lacking. **f. lactea**, milk fever. **f. nervosa**, those febrile conditions which appear to be primarily nervous in pathology. **f. nigra**. Synonym of *fever, cerebro-spinal*. **f. petechialis**, typhus. **f. postponens**, delayed fever. **f. recidiva**. Synonym of *relapsing fever*. **f. recurrens**. Synonym of *fever, relapsing*. **f. remittens**. See *fever, remittent*. **f. undulans**, Malta fever. **f. variolosa**, a form of smallpox described by Sydenham with alarming initial symptoms but mild in its subsequent course. Called by de Haen *variola sine variolis*.

fecal (*fe'-kal*) [*feces*]. Pertaining to, consisting of, or discharging feces.

fecalith (*fe'-kal-ith*) [*feces;* λίθος, a stone]. A fecal concretion; coprolith.

fecaloid (*fe'-kal-oid*) [*fæx;* εἶδος, likeness]. Resembling feces.

feces, fæces (*fe'-sēz*) [*fæx*, sediment; *pl., fæces*]. The excretions of the bowels. The feces consist of excretions and secretions from the intestine and of undigested food, and of indigestible matters, such as nuclein, cellulose, chlorophyl, and mineral salts.

Fechner's law (*fek'-ner*) [Fustav Theodor *Fechner*, German physicist, 1801–1887]. The intensity of a sensation is proportional to the logarithm of the stimulus.

$FeCl_3$. Ferric chloride.

Fe_2Cl_6. Ferric chloride.

$FeCl_2$. Ferrous chloride.

$FeCO_3$. Ferrous carbonate.

fecto (*fek'-to*). Trade name of a solution of hypochlorites and chlorine; used as a disinfectant.

fecula (*fek'-ū-lah*) [dim. of *fæx*, sediment]. 1. The starchy part of a seed. 2. The sediment subsiding from an infusion.

feculent (*fek'-ū-lent*) [*fæculentus*, dreggy]. Having sediment.

feculose (*fek'-ū-lōs*). A cellulose product used as a binder in making tablets; also used as a coating for pills.

fecundate (*fe'-kun-dāt*) To impregnate.

fecundation (*fe-kun-da'-shun*) [*fecundity*]. The act of fertilizing. **f., artificial**, fecundation brought about by the injection of semen into the vagina or uterus through a syringe or other instrument.

fecundity (*fe-kun'-dit-e*) [*fecunditas*, fruitfulness]. The ability to produce offspring.

Fede's disease (*fa'-da*) [Francesco *Fede*, Italian physician, 1832–1913]. Same as *Riga's disease*, *q. v.*

Federici's sign (*fa-dar-e'-che*) [Cesare *Federici*, Italian physician, 1838–1892]. Perception of the heart-sounds over the whole abdomen in cases of perforative peritonitis with escape of gas into the peritoneal cavity.

feeble (*fe'-bl*). Lacking strength; weak. **f.-minded**, idiotic.

feed (*fēd*) [ME., *fedan*, to nourish]. 1. To supply with food; to graze; to eat. 2. Food, especially that for lower animals; fodder.

feeder (*fē'-der*) [ME., *fedan*, to nourish]. An instrument used in the forcible feeding of insane patients who obstinately refuse to eat.

feeding (*fe'-ding*) [ME., *fedan*, to nourish]. The taking of food or aliment. **f., artificial,** the introduction of food into the body by means of artificial devices, such as the stomach tube or in the form of an enema. Also, the nourishing of a child by food other than the mother's milk. **f.-bottle,** a glass flask armed with a rubber nipple, used in feeding liquid food to infants. **f.-cup,** a cup used in the forcible feeding of the insane. **f., extrabuccal,** the introduction of food into the system by other channels than the mouth; by subcutaneous nutritive enema, or intravascular injection of food materials; feeding after gastrotomy, through gastric fistulæ. **f., forcible,** the administration of aliment by compulsion to such patients as refuse to take food in the natural manner. **f. by the rectum,** the introduction of food into the rectum in the form of an enema or suppository.

feel (*fēl*). To have a sensation of; to try by touch; to have perception by means of the sense of touch.

feeling (*fe'-ling*). The sense of touch; any emotion of sensibility, any conscious state of nervous activity; any sensation. **f.s, entoperipheral,** sensations due to stimulation of the peripheral nerves distributed to the interior of the organism. **f.s, epiperipheral,** sensations due to stimulation of the peripheral nerves distributed to the surface of the body, including all the nerves of special sense. **f.s, presentative,** primary sensations caused by direct stimulation. **f.s, representative,** sensations produced by indirect stimulation; revived feelings; ideas.

feet (*fēt*). The plural of *foot*, *q. v.* **f., frosted.** See *chilblain*.

Fehleisen's streptococcus (*fa'-li-zen*) [Friedrich *Fehleisen*, German physician, 1854–]. The *Streptococcus erysipelatis*.

Fehling's solution (*fa'-ling*) [Hermann von *Fehling*, German chemist, 1812–1885]. See under *F.'s test for glucose*. **F.'s test for glucose,** two solutions are required to be kept in two distinct parts in well-stoppered bottles. (A) Dissolve 36.64 Gm. of copper sulphate in 500 Cc. of water. (B) Dissolve 173 Gm of Rochelle salt in 100 Cc. of a solution of caustic soda having a specific gravity of 1.34, and dilute with water to 500 Cc. Mix equal volumes of A and B for use; this is known as *Fehling's solution*. The solution should always be fresh, as tartaric acid has a tendency to become converted into racemic acid, which reduces cupric salts like sugar. Its absence should always be ascertained by boiling the Fehling solution, which should remain unaltered by this process. On addition of a solution of glucose and then boiling, a red precipitate of the cuprous oxide or hydrate occurs

feigned disease. See *malingering*.

Feiss line (*fīs*). A line drawn from the tip of the internal malleolus to the plantar side of the first metatarsophalangeal joint; normally the tubercle of the scaphoid is one-half inch below this line.

fel [L.]. Bile. **f. bovinum.** Same as *f. bovis*. **f. bovis** (U. S. P.), oxgall. **f. bovis purificatum** (U. S. P.), purified oxgall; it is said to be tonic and laxative. Dose 5–10 gr. (0.3–0.6 Gm.).

felamine (*fel'-am-in*). Trade name of a preparation of bile acid and hexamethylenamine.

fellatio (*fel-a'-she-o*) [L.]. The act of sexual perversion referred to under *fellatrice*, *q. v.*

fellator (*fel-at-or*). Masculine form of *fellatrice*, *q. v.*

fellatorism (*fel-a'-tor-izm*). Fellatio.

fellatrice (*fel-at-rēs'*) [Fr.]. The female agent in irrumation, who receives the penis in her mouth and by friction with the lips or tongue produces the orgasm.

fellifluous (*fel-if'-loo-us*) [*fel*; *fluere*, to flow]. Flowing with gall.

fellitin (*fel'-it-in*). A proprietary preparation of oxgall for use in frost-bite.

fellmongers' disease. Anthrax; so called as attacking dealers in fells, or pelts, and skins.

Fell's method [George E. *Fell*, American physician, 1850–]. A method of forced respiration in cases of narcotic poisoning or drowning, by means of an apparatus consisting of a tracheotomy-tube attached to a bellows.

Fell-O'Dwyer's method [George E. *Fell*, American physician, 1850– ; Joseph *O'Dwyer*, American physician, 1841–1898]. Same as Fell's method, *q. v.*

felo-de-se (*fe'-lo-de-sē*) [Sp.]. A suicide. Also, any one who commits an unlawful malicious act, the consequence of which is his own death.

felon (*fel'-on*). See *paronychia*.

Felt treatment of sciatica. Subcutaneous injection of $\frac{1}{75}$ gr. (2 mg.) of atropine, followed in 48 hours by a second dose of $\frac{1}{25}$ gr. (2.6 mg.), 48 hours after, $\frac{1}{50}$ gr. (3 mg.).

female (*fe'-māl*) [*femina*, woman]. 1. Pertaining to the sex that conceives and bears young; pertaining to woman. 2. Denoting that part of a double-limbed instrument that receives the complementary part. **f. catheter,** a catheter for emptying the female bladder.

femininity (*fem-in-in'-it-e*) [*femina*, a woman]. The sum of those qualities that distinguish the female sex.

feminism (*fem'-in-izm*) [*femina*, a woman]. Arrested development of the male organs of generation, accompanied by various mental and physical approximations to the characters of the female sex.

feminonucleus (*fem-in-o-nū'-kle-us*) [*femina*, woman; *nucleus*]. The embryonic female nucleus, as distinguished from the corresponding male nucleus.

femoral (*fem'-or-al*) [*femur*]. Pertaining to the femur. **f. arch,** Poupart's ligament **f. artery.** See under *artery*. **f. canal,** a canal in the sheath of the femoral vessels, to the inner side of the femoral vein, through which, at times, a hernia descends. **f. hernia.** See *hernia, femoral*. **f. ligament of Hey.** See *Hey's ligament*. **f. ring,** the abdominal end of the femoral canal, normally closed by the crural septum and the peritoneum. **f. sheath,** a continuation downward of the fasciæ that line the abdomen. It contains the femoral vessels.

femoralis (*fem-or-a'-lis*) [L.]. 1. See *femoral*. 2. See *quadriceps extensor femoris*, in *muscles, table of*.

femoren (*fem'-or-en*) [*femur*, the thigh-bone]. Belonging to the femur in itself.

femoro-articular (*fem-or-o-ar-tik'-u-lar*). Articulating with the femur.

femorocele (*jem'-or-o-sēl*) [*femur*; κήλη, hernia]. Femoral hernia.

femoropopliteal (*fem-or-o-pop-lit-e'-al*). 1. Relating to or contained in the thigh or popliteal space. 2. Relating to the dorsal aspect of the thigh.

femoropopliteotibial (*fem-or-o-pop-lit-e-o-tib'-e-al*). Relating to the femur, popliteal space, and tibia

femoropretibial (*fem-or-o-pre-tib'-e-al*). Relating to the thigh and the anterior part of the leg.

femorotibial (*fem-or-o-tib'-e-al*). Relating to the femur and the tibia.

femorovascular (*fem-or-o-vas'-kū-lar*) [*femur; vasculum*, a little vase]. Relating to the femoral canal.

femur (*fe'-mur*) [L.]. 1. The thigh-bone. 2 The thigh.

fence (*fens*) [abbreviation of *defense*]. A line of cross-scarification made on the skin surrounding an erysipelatous area, to which a germicide is applied, to prevent progress of the disease.

fenchone (*fen'-tshōn*) [Ger. *fenchel*, fennel]. An essential oil in fennel; it is a ketone.

fenestra (*fen-es'-trah*) [L., "a window"]. 1. In anatomy, a name given to two apertures of the ear, the *f. ovalis* and *f rotunda*. 2. The open space in the blade of a forceps. 3 An opening in a bandage or dressing for drainage, etc. **f. cochleæ, f. cochlearis, f. triquetra**, the fenestra rotunda. See under *ear*. **f. semiovalis, f. vestibularis, f. vestibuli**, the fenestra ovalis. See under *ear*.

fenestral, fenestrate (*fen-es'-tral, fen'-es-trāt*) [*fenestra*, a window]. Having apertures or openings.

fenestrated (*fen-es'-tra-ted*) [*fenestra*]. Perforated. **f. membrane of Henle**, the layer of elastic tissue in the intima of large arteries.

fennel (*fen'-l*). See *fœniculum*.

Fenner's guaiac mixture (*fen'-er*) [B. *Fenner*, American physician]. An emmenagogue mixture containing mercury bichloride, guaiac, Canada turpentine, and oil of sassafras.

fenthozon (*fen'-tho-zon*). A proprietary disinfectant and deodorant said to consist of acetic acid, 26 Gm.; phenol, 2 Gm.; menthol, camphor, and oil of eucalyptus, of each, 1 Gm , and oils of verbena and lavender, of each, 0.5 Gm.

fenugreek (*fen'-ū-grēk*). The *Trigonella fœnum-græcum*, a leguminous plant cultivated in France and Germany, the seeds of which contain two alkaloids, *choline* and *trigonelline*. The seeds are employed for the preparation of emollient poultices, enemas, ointments, and plasters. They are not used internally.

Fenwick's disease [Samuel *Fenwick*, English physician, 1821–1902]. Primary atrophy of the stomach.

Fe_2O_3. Ferric oxide.

FeO. Ferrous oxide.

$Fe_2(OH)_6$. Ferric hydroxide

feral (*fe'-ral*) [*feralis*, deadly]. Deadly or fatal; as a feral disease.

feralboid (*fer-al'-boyd*). A peptonized albuminate of iron. It is used in anemia, neurasthenia, etc. Dose ½–¾ gr. (0 021–0.042 Gm.) 3 times a day. Syn., *feraldoid*.

fercremol (*fer'-kre-mol*). A brown, tasteless compound of iron and hemoglobin, containing 3% of iron. Dose 3–8 gr. (0.2–0.52 Gm.).

Férёol's nodosities (*fa-ra-ol'*) [Louis Henri Félix *Férёol*, French physician, 1825–1891]. Inconstant subcutaneous nodosities observed in cases of acute articular rheumatism.

Férёol-Graux's type of ocular palsy (*fa-ra-ol'-gro'*). Associated paralysis of the internal rectus muscle of one side and of the external rectus of the other; it is of nuclear origin.

Ferguson's speculum [Scotch surgeon]. A vaginal speculum in the form of a silvered glass tube with a coating of caoutchouc.

Fergusson's operation (*fer'-gus-un*) [Sir William *Fergusson*, Scotch surgeon, 1808–1877]. An operation for the removal of the superior maxilla.

ferine (*fe'-rin*) [*ferinus*, pertaining to a wild beast] Noxious, malignant, or violent; as a *ferine* disease.

ferisol (*fer'-is-ol*). A derivative of cinnamic acid and guaiacol; a very soluble powder. Dose 15 gr. (1 Gm.); intramuscularly, 15 min. (0.92 Cc.) of a 10% solution.

fermang (*fer'-mang*). A proprietary peptonate of iron and manganese.

fermanglobin (*fer-man-glo'-bin*). Hemoglobin combined with iron and manganese; used in anemia. Dose a teaspoonful to a dessertspoonful (5–10 Cc.).

ferment (*fer'-ment*) [*fermentum*, leaven; yeast]. Any substance which, in contact with another substance, is capable of setting up changes (*fermentation*) in the latter without itself undergoing much change. Ferments are classified into *unorganized*, or *soluble*, and *organized*, or *living*, ferments. According to the character of the fermentation, the unorganized ferments are divided into amylolytic, proteolytic, fat-decomposing, milk-curdling, and coagulating ferments. *Amylolytic ferments* (sugar-producing or diastatic ferments) convert starch into sugar. The most important is ptyalin of the saliva; but similar ferments are found in the pancreatic and intestinal juice, bile, blood, milk, urine, etc. *Proteolytic ferments* convert proteins into peptones and albumoses. They are found in the stomach (*pepsin*), in the pancreatic juice (*trypsin*), and elsewhere. A *fat-decomposing ferment* is found in the stomach and in the pancreatic juice. *Milk-curdling ferment* is found in the stomach and the intestinal juice. The best example of a *coagulating ferment* is the fibrin-ferment. The organized or living ferments are the yeasts and bacteria. See also *fermentation*. **f., animal**, one secreted by the animal organism. **f., autolytic**, one which (after death) causes decomposition of the tissues which originated it. **f., chemical.** See *enzyme*. **f.s, coagulating**, the milk-curdling ferment and fibrin-forming ferment (*thrombin*). **f., conform.** Same as *f , autolytic*. **f., digestive**, an enzyme, either of animal or vegetable production, which acts upon a certain kind of food. The digestive ferments embrace the amylolytic, proteolytic, invertive, emulsive, and the milk-curdling ferments. **f., fibrin-.** See *fibrin-ferment*. **f., glycolytic.** 1. One existing in the liver, which changes starch into sugar; also any ferment capable of decomposing sugar. 2. Lépine's name for the internal secretion of the pancreas which reaches the general circulation without entering the intestinal tract. **f.s, hydrolytic.** See *hydrolytic ferments*. **f., inversive, f., inverting.** See *invertin*. **f.s, oxidation, f.s, oxidizing**, ferments existing in the cells and tissues of the body which act as oxygen-carriers and act on hydrogen dioxide and neutral oxygen as well; their activity is destroyed by heat. Syn., *oxidases; oxydases; tissue ferments*. **f., piarolytic**, one which decomposes fat. **f., soluble.** See *enzyme*. **f., steatolytic**, one that splits fat into fatty acids and glycerol, as steapsin of the pancreatic juice and similar ferments found in seeds of poppy, castor-oil beans, Indian hemp, corn, etc.

fermentable (*fur-ment'-a-bl*). Capable of being fermented.

fermental (*fur-ment'-al*). Endowed with capacity to produce fermentation.

fermentation (*fer-men-ta'-shun*) [*fermenl*]. The decomposition of complex molecules under the influence of ferments. **f., acetic,** the fermentation whereby weak alcoholic solutions are converted into vinegar; caused by *Bacillus aceti*, etc. **f., alcoholic, f., spirituous,** the conversion of saccharine substances into alcohol; it is due to yeast-germs. **f., ammoniacal,** that giving rise to ammoniacal gas and carbon dioxide, which combine to form ammonium carbonate. The agent of the ammoniacal fermentation of urine is *Micrococcus ureæ*. **f., butyric,** the conversion of sugars, starches, milk, etc., into butyric acid, due to various microorganisms, especially *Bacillus butyricus*. **f., caseous,** that by which the conversion of milk into cheese is effected. **f., diastatic,** the conversion of starch into glucose by the action of ptyalin, etc. **f., lactic,** the "souring" of milk, caused by *Bacillus lacticus*. **f., propionic,** the production of propionic acid by *Bacillus cavicida*, which decomposes saccharine solutions. **f. test for glucose,** half fill a test-tube with a solution of dextrose, and add a little dried German yeast. Invert the tube over mercury and allow it to stand in a warm place for 24 hours. The sugar will ferment, carbonic-acid gas accumulates in the tube, and the liquid gives the tests for alcohol. A control-experiment should be made with yeast and water in another test-tube, as a small yield of carbonic acid is often obtained from impurities in the yeast. See also *Roberts*. **f.-tube,** a glass tube used in the fermentation test for glucose, *q. v.* **f., viscous,** a fermentation characterized by the production of a gummy substance.

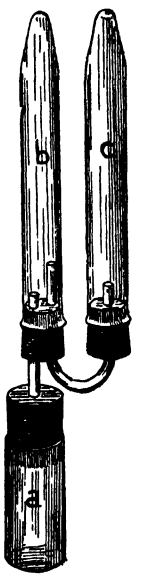

SCHMIDT'S APPARATUS FOR DETERMINING AMOUNT OF UNDIGESTED STARCH. (*Webster, Diagnostic Methods.*)

a. Moist feces. *b*. Tap water. *c*. Gas receptacle.

fermentemia (*fer-men-te'-me-ah*) [*fermentum*, leaven; *αἷμα*, blood]. The presence of a ferment in the blood.

fermentin (*fer-men'-tin*). Trade name of a yeast product, in powder form, for external and internal use in skin diseases.

fermentogen (*fer-ment'-o-jen*) [*fermentum*, leaven; *γεννᾶν*, to produce]. Any substance (like pepsinogen or trypsinogen) that on the reception of the appropriate stimulus is changed into a ferment.

fermentum (*fer-men'-tum*). Yeast. **cerevisiæ f.** See under *cerevisia*.

fern. Any cryptogamous plant of the order *Filices*. See *aspidium*. **f. female.** *Asplenium filix fœmina*. **f., male,** *Dryopteris filix mas*.

ferralbumose (*fer-al'-bū-mōs*). 1. Iron albuminate, derived from albumose and ferric chloride. 2. A meat precipitate treated with artificial gastric juice and ferric chloride.

ferralia (*fer-a'-le-ah*) [*ferrum*, iron]. Plural of *ferralium*.

ferralium (*fer-a'-le-um*) [*ferrum*, iron]. Any medicinal preparation of iron; a chalybeate.

ferralum (*fer'-al-um*) [*ferrum*, iron; *alumen*, alum]. 1. Any chalybeate. 2. A proprietary disinfectant, consisting largely of the sulphate of iron and aluminum.

ferrated (*fer'-a-ted*). Combined with iron; containing iron.

ferratin (*fer'-at-in*). A chemical compound of iron and albumin, introduced as identical with the organic iron component of food. It is used in anemia and malnutrition. Dose 7½ gr. (0.5 Gm.) 3 times daily. **f., Schmiedeberg's,** a nuclein in combination with iron contained in liver. Syn., *Zaleski's hepatin*.

ferratogen (*fer-at'-o-jen*). An iron nuclein obtained by cultivating yeast on a medium impregnated with iron. It is used in treatment of chlorosis, the preparation containing 1% of metallic iron. Syn., *ferric nuclein*.

Ferrein's canal (*fer-rin'*) [Antoine *Ferrein*, French anatomist, 1692–1769]. A triangular channel, supposed to exist between the free edges of the eyelids when they are closed, and to serve for conducting the tears toward the puncta lacrimalia during sleep. **F.'s cords,** the true vocal cords. **F.'s foramen.** See *Fallopian hiatus*. **F.'s pyramids,** the medullary rays, pyramidal in shape, having their apices at the periphery of the cortex of the kidney and their bases in the boundary layer. **F.'s tubes,** the convoluted uriniferous tubules.

ferri- (*fer'-i*) [*ferrum*, iron]. A prefix that indicates the ferric, as distinguished from ferrous compounds. Containing iron as a quadrivalent element.

ferri (*fer'-i*). Genitive of *ferrum*, iron.

ferric (*fer'-ik*). 1. Pertaining to or of the nature of iron. 2. Containing iron as a trivalent or quadrivalent element. **f. ammonium sulphate** (*ferri et ammonii sulphas*, U. S. P.). Dose 7½ gr. (0.5 Gm.). **f. ammonium tartrate** (*ferri et ammonii tartras*, U. S. P.), iron and ammonium tartrate. Dose 4 gr. (0.25 Gm.). **f. chloride** (*ferri chloridum*, U. S. P.), iron perchloride. Dose 1 gr. (0.065 Gm.). **f. chloride, solution of** (*liquor ferri chloridi*, U. S. P.). Dose 2–10 min. (0.13–0.65 Cc.). **f. chloride, tincture of** (*tinctura ferri chloridi*, U. S. P.). Dose 10–30 min. (0.65–2.0 Cc.). **f. citrate** (*ferri citras*, U. S. P.). Dose 3–10 gr. (0.2–0.65 Gm.). **f. citrate, soluble** (*ferri et ammonii citras*, U. S. P.), ammonioferric citrate; iron and ammonium citrate. Dose 2–5 gr. (0.12–0.32 Gm.). **f. citrate, solution of.** Dose 10 min. (0.65 Cc.). **f. citrate, wine of** (*vinum ferri*, U. S. P.). Dose 1–4 dr. (4–16 Cc.). **f. hydroxide** (*ferri hydroxidum*, U. S. P.), hydrated oxide of iron, an antidote to arsenic. **f. hydroxide with magnesium oxide** (*ferri hydroxidum cum magnesii oxido*, U. S. P.), an antidote to arsenic. Dose 3–5 gr. (0.2–0.3 Gm.). **f. hypophosphite** (*ferri hypophosphis*, U. S. P.). Dose 3 gr. (0.2 Gm.). **f. nuclein.** See *ferratogen*. **f. phosphate, soluble** (*ferri phosphas solubilis*, U. S. P.). Dose 5–10 gr. (0.32–0.65 Gm.). **f. pyrophosphate, soluble** (*ferri pyrophosphas solubilis*, U. S. P.). Dose 2–5 gr. (0.23–0.32. Gm.). **f. subsulphate solution of** (*liquor ferri subsulphatis*, U. S. P.), Monsel's solution. Dose 3 min. (0.2 Cc.).

ferrichthol (*fer-ik'-thol*). A form of ichthyol iron sulphonate which contains 3.5% of organically combined iron together with 96.5% of ichthyol sulphonic acid. It is odorless and tasteless, and is used in the treatment of anemia and chlorosis. Dose 2 gr. (0.13 Gm.).

ferricyanide (*fer-i-si'-an-īd*). A compound of ferricyanogen, with an element or radical.

ferricyanogen (*fer-i-si-an'-o-jen*). A hexad radical, $(FeCN_6)_2$.

Ferrier's method (*fer-e-a'*) [P. *Ferrier*, French physician]. Treatment of tuberculosis by the administration of lime salts.

Ferrier's snuff (*fer'-e-er*). A snuff used in acute rhinitis. Its formula is morphine hydrochloride gr. ij, powdered acacia ʒ ij, and subnitrate of bismuth, ʒ vj.

ferrinol (*fer'-in-ol*). Iron nucleid, a compound of nucleol and iron oxide containing 6% of iron.

ferripton (*fer-ip'-ton*). A proprietary preparation said to contain 4% of iron, 7% of proteids, and 89% of water. It is used in anemia and chlorosis.

ferripyrin (*fer-e-pi'-rin*). See *ferropyrin*.

ferrisalipyrine (*fer-e-sal-e-pi'-rēn*). Antipyrine ferrous salicylate, a yellow-brown powder showing a green fluorescence.

ferro- (*fer-o-*) [*ferrum*, iron]. A prefix used with the names of ferrous compounds.

ferroalumen (*fer-o-al-u'-men*). Ferric ammonium sulphate.

ferrocarnis (*fer-o-kar'-nis*) [*ferro-*; *caro*, *carnis*, flesh]. Trade name of a preparation containing iron in organic combination with raw meat juice.

ferrocyanic (*fer-o-si-an'-ik*). Composed of iron and cyanogen.

ferrocyanide (*fer-o-si'-an-īd*). A compound of ferrocyanogen, with an element or radical.

ferrocyanogen (*fer-o-si-an'-o-jen*). A tetravalent radical, $Fe(CN)_6$.

ferrocyanuret (*fer-o-si-an'-ū-ret*). See *ferrocyanide*.

ferroferric (*fer-o-fer'-ik*). Containing iron in both ferric and ferrous combinations.

ferrohemol (*fer-o-hem'-ol*). Hemol containing 3% of added iron. Dose 8 gr. (0.5 Gm.).

ferrol, ferroleum (*fer'-ol, fer-o'-le-um*). A proprietary 50% emulsion of cod-liver oil containing iron phosphate.

ferromagnesium sulphate (*fer-o-mag-ne'-se-um sul'-fāt*), $FeSO_4.MgSO_4+6H_2O$. A greenish powder, used in anemia and chlorosis. Dose 8 gr. (0.5 Gm.).

ferromagnetic (*fer-o-mag-net'-ik*). Having iron as a constituent and possessing magnetic properties.

ferrometer (*fer-om'-et-er*) [*ferrum*; *μέτρον*, a measure]. An apparatus for estimating quantitatively the iron in the blood.

ferropyrin (*fer-o-pi'-rin*), $(C_{11}H_{12}N_2O)_3Fe_2Cl_6$. A hemostatic containing antipyrine, 64%; iron, 12%; chlorine, 24%. It is styptic, antiseptic, and astringent, and is applied externally in gonorrhea and nosebleed. It is used internally in anemia, chlorosis, neuralgia, in doses of from 8–15 gr. (0.52–1.0 Gm.). Application, 1 to 1.5% solution for gonorrhea; 20% solution for nosebleed.

ferrosin (*fer'-o-sin*). A granular or fine red powder used as a pigment and said to contain iron oxide, 70 to 75%; lime and albumin, 10 to 20%; water, 10 to 15%.

ferrosodium-citroalbuminate (*fer-o-so-de-um-sit-ro-al-bū'-min-āt*). A hematinic containing 30% of ferric oxide. Dose 23 gr. (1.5 Gm.); children, 4–8 gr. (0.26–0.52 Gm.) in soup or syrup.

ferrosoferric (*fer-o-so-fer'-ik*). Containing iron as a bivalent and a trivalent radical.

ferrosoferrous (*fer-o-so-fer'-us*). Applied to a salt which is compounded of two ferrous salts.

ferrosol (*fer'-o-sol*). A double combination of ferric saccharate and saccharate of sodium chloride occurring as a clear, black-brown liquid; used in chlorosis, anemia, and neurasthenia. Dose 1 teaspoonful (5 Cc.) 3 times daily.

ferrosomatose (*fer-o-so'-mat-ōs*). A combination of 2% of iron with somatose; an odorless, tasteless powder, soluble in water. It is used as a tonic in chlorosis, anemia, and debility. Dose 75–150 gr. (5–10 Gm.) daily; as a laxative, 150 gr. (10 Gm.).

ferrostyptin (*fer-o-stip'-tin*). A preparation of iron and formaldehyde occurring in cubic crystals or crystalline powder, soluble in water, melting at 120° C. It is used as a noncaustic, antiseptic hemostatic in dentistry. Dose 5–8 gr. (0.3–0.5 Gm.).

ferrotherapy (*fer-o-ther'-ap-e*) [*ferrum*, iron; *θεράπεια*, treatment]. Treatment of disease by the use of chalybeates.

ferrous (*fer'-us*) [*ferrum*]. Containing iron as a bivalent element. **f. carbonate, mass of** (*massa ferri carbonatis*, U. S. P.), Vallet's mass. Dose 3–5 gr. (0.2–0.32 Gm.). **f. carbonate, pills of** (*pilulæ ferri carbonatis*, U. S. P.), Blaud's pills, consist of ferrous sulphate, potassium carbonate, sugar, tragacanth, althea, glycerol, and water. **f. carbonate, saccharated** (*ferri carbonas saccharatus*, U. S. P.). Dose 5–20 gr. (0.32–1.3 Gm.). **f. iodide, pills of** (*pilulæ ferri iodidi*, U. S. P.), Blanchard's pills; each pill contains 1 gr. of ferrous iodide. **f., iodide, syrup of** (*syrupus ferri iodidi*, U. S. P.). Dose 15–30 min. (1–2 Cc.). **f. sulphate** (*ferri sulphas*, U. S. P.). Dose 5 gr. (0.32 Gm.). **f. sulphate, dried** (*ferri sulphas exsiccatus*, U. S. P.). Dose 3 gr. (0.2 Gm.). **f. sulphate, granulated** (*ferri sulphas granulatus*, U. S. P.). Dose 3 gr. (0.2 Gm.).

ferrovin (*fer'-o-vin*). A readily absorbable iron preparation, used in anemia.

ferrovose (*fer'-o-vōs*). A compound of (ferrous) iron and albumin.

ferrozone (*fer'-o-zōn*) [*ferrum*, iron; *ὄζειν*, to smell]. A material consisting in part of iron protosulphate; it is used as a precipitant for sewage.

ferruginated (*fer-oo'-jin-a-ted*). Having the properties of iron.

ferruginous (*fer-oo'-jin-us*) [*ferrum*]. 1. Chalybeate. 2. Having the color of iron-rust.

ferrule (*fer'-ul*) [*ferrum*, iron]. A metallic hoop placed around a broken tooth; an instrument used with an attached lever in aligning irregularly placed teeth.

ferrum (*fer'-um*) [L.]. Iron, Fe = 55.84. Quantivalence II, IV. The most familiar and most useful of all metals; it is found in many minerals, in nearly all soils in many mineral waters, and also occurs pure, especially in the form of meteoric iron. Pure iron is rare, nearly all commercial irons containing carbon in various proportions. In pharmacy, iron is used in the form of fine, bright, non-elastic wire, as reduced iron, a metallic iron with a variable amount of iron oxide, and in the form of salts. The therapeutic properties of iron depend on its power to build up the blood, it being a normal constituent of the red corpuscles; hence it is useful in all forms of anemia and in the diseases depend-

ing upon the latter. Externally many of the soluble salts of iron are used as styptic and astringent lotions. **f. dialysatum,** dialyzed iron. Dose of the solution 10–20 min. (0.65–1.3 Cc.). **f. reductum** (U. S. P.), reduced iron; iron by hydrogen; Quevenne's iron. Dose 3–6 gr. (0.2–0.4 Gm.). See also under *ferric, ferrous,* and *iron.*

fersan (*fer'-san*). A proprietary food-product made from the red corpuscles of beef-blood.

fersinal (*fer'-sin-al*). Trade name of an alcohol-free preparation of hemoglobin, used in anemia.

fertile (*fer'-til*) [*fertilis,* fruitful]. Prolific; fruitful.

fertilization (*fer-til-i-za'-shun*) [*fertile*]. The art of making fertile; impregnation.

Ferula (*fer'-ū-lah*) [L.]. A genus of the order *Umbelliferæ.* See *asafetida* and *galbanum.*

fervor (*fer'-vor*) [L., "heat"]. Fever-heat; it is defined as being more than calor and less than ardor.

FeS. Ferrous sulphide.

$Fe_2(SO_4)_3$. Ferric sulphate.

$FeSO_4$. Ferrous sulphate.

fessitude (*fes'-it-ūd*) [*fessus,* weary]. A sensation of weariness.

fester (*fes'-ter*). 1. Any small or superficial ulceration. 2. To suppurate.

festination (*fes-tin-a'-shun*) [*festinare,* to hasten]. A gait that increases in rapidity; it is seen in paralysis agitans.

festoform (*fest'-o-form*). Trade name of a formaldehyde preparation in soap.

fetal (*fe'-tal*) [*fetus*]. Pertaining to the fetus. **f. markings,** furrows and embryonic markings found in the adult kidney.

fetalism (*fe'-tal-ism*). The presence or persistence of certain fetal conditions in the body after birth.

fetation (*fe-ta'-shun*) [*fetus*]. 1. The formation of a fetus 2. Pregnancy

feticide (*fe'-tis-id*) [*fetus; cædere,* to kill]. The killing of the fetus in the womb.

fetid (*fe'-tid,* or *fet'-id*) [*fetere,* to become putrid]. Having a foul odor. **f. stomatitis.** Synonym of *ulcerative stomatitis.*

fetish, fetich (*fe'-tish*). Any material object regarded with veneration or awe.

fetishism, fetichism (*fe'-tish-izm*) [Fr., *fetich*]. The association of lust with the idea of certain portions of the female person, or with certain articles of female attire, or symbol of loved one.

fetishist, fetichist (*fe'-tish-ist*) [Fr., *fetich*]. An individual whose sexual interest is confined exclusively to parts of the female body, or to certain portions of the female attire.

fetlock (*fet'-lok*). A tuft of hair growing behind the pastern-joint of horses. **f.-joint,** the joint of a horse's leg next to the foot.

fetlow (*fet'-lo*). A kind of whitlow or felon, seen upon cattle.

fetography (*fe-tog'-raf-e*) [*fetus;* γράφειν, to write] Skiagraphy of the fetus in utero; embryography.

fetometry (*fe-tom'-et-re*) [*fetus;* μέτρον, measure]. The measurement of the fetus, especially of its cranial diameters.

fetoplacental (*fe-to-plas-en'-tal*). Pertaining to the fetus and the placenta.

fetor (*fe'-tor,* or *fet'-or*) [L.]. Stench; offensive odor. **f. narium.** Synonym of ozena.

fettmilch of Gaertner. A preparation obtained by putting equal parts of milk and sterile water into the drum of a centrifuge, which is then revolved 4000 times a minute. The fat in the milk collects at the center, and may be drawn off with a tube inserted. The milk obtained should contain the same amount of fat as mother's milk, and by the addition of 35 Gm. of lactose to the liter a milk is produced which in composition resembles human milk very closely. This should be sterilized.

fetus (*fe'-tus*) [*fætus,* offspring]. The unborn offspring of viviparous animals in the later stages of development. **f. amorphous.** See *anideus.* **f. in fetu** (fetus within the fetus), the name applied to those interesting inclusions in which the stronger fetus in its growth had included within its organism the parts of the weaker fetus. **f. papyraceus,** the name given to the malformation resulting in twin-pregnancy, when, owing to an inequality in the circulation of the embryos, the weaker fetus dies, and by continually increasing pressure of the growing fetus is flattened more and more against the uterine walls, until the mass has a thickness little greater than stout parchment.

fever (*fe'-ver*) [*febris,* a fever] 1. An elevation of the body-temperature above the normal. 2. A disease the distinctive characteristic of which is elevation of temperature, accompanied also by quickened pulse and respirations, increased tissue-waste, and disordered secretions **f., absorption-,** a fever often occurring during the first 12 hours after parturition. **f., acclimation,** a mild form of yellow fever **f., African hemoglobinuric.** See *f., blackwater.* **f., army,** typhus fever. **f., asthenic,** one in which there are a weak circulation, a clammy skin, and a low state of the nervous system. **f., bilious remittent.** 1. A term sometimes used as a synonym of *blackwater fever.* 2. Relapsing fever **f., blackwater,** a disease of the tropics characterized by sudden onset, fever, chills, vomiting, and dyspnea. Syn., *bilious hematuric fever; bilious remittent fever; hematuric fever; hemoglobinuric fever* **f.-blister.** See *herpes facialis.* **f., brain-,** fever associated with inflammation of the cerebral meninges; meningitis. **f., breakbone.** Synonym of *dengue.* **f., bubonic typhus,** typhus fever with inflammation, swelling, and suppuration of the inguinal, parotid, axillary, submaxillary, or mammary region **f., catarrhal,** influenza **f., catheter.** See *f. urethral* **f. Cavité,** an acute contagious disease confined almost exclusively to Cavité naval station in the Philippines It is marked by sudden onset, high temperature, severe muscular pain, and extremely tender and painful eyeballs, the incubation period varying from two days to two weeks. **f., cerebrospinal,** an acute infectious disease characterized by inflammation of the meninges of the brain and cord with involvement of the superficial layers of nerve-substance. See *cerebrospinal meningitis* under *exanthemata, table of* **f., Chagres,** a malignant form of malaria endemic on the isthmus of Panama. **f., childbed,** puerperal fever **f., continued,** one the course of which is free from remissions or intermissions. **f., dandy.** Synonym of *dengue.* **f. dum-dum.** Same as *kala-azar, q. v.* **f., enteric.** See *typhoid fever.* **f. eruptive,** or **exanthematous,** one that is accompanied by an eruption of the skin. **f., estivo-autumnal.** See *f., remittent.* **f., famine.** See *relapsing fever.* **f., fatigue,** that following excessive muscular exercise. **f., fracture,** fever due to fracture of a bone. **f., Gaspard's putrid,** fever due to putrefaction of the intestinal contents. **f., gastric,** a term used indefinitely to indicate any febrile ailment associated with abdominal symptoms. **g. glandular,** an epi-

demic fever attacking children, marked by swelling of the cervical lymph-glands. **f., hay-.** See *hay-fever*. **f., hectic,** a diurnally intermittent fever with the highest temperature in the evening and accompanied by sweats and chills. It is found in tuberculosis and other diseases associated with the absorption of septic products. **f., hematuric bilious, f., hemoglobinuric.** See *f., blackwater*. **f., hill-,** the pernicious malarial fever of the hill regions of India. **f., intermittent,** one in which the symptoms intermit, with intermediate periods of freedom from the febrile attacks. **f., litteral,** malarial fever in coast regions. . **f., low,** fever of an asthenic type. **f., lung,** croupous pneumonia. **f., malarial.** See *malarial fever*. **f., malignant,** a severe and fatal form of any fever. **f., Malta.** See *f., Mediterranean*. **f., Manila,** a special type of pernicious fever occurring in the hot months (April and May) in Manila and sometimes becoming epidemic. **f., Mediterranean,** a specific febrile disease of the Mediterranean coast, characterized by long, irregular pyrexia, frequent relapses, rheumatic complications, constipation, with no ulceration of Peyer's patches. The incubation period is from 6 to 9 days. Temperature may rise to 106° F.; in fatal cases to 110° F. It is due to Micrococcus, *Brucella melitensis* also called *Gibraltar, Malta, undulant, Neapolitan*. **f., melanuric (remittent),** blackwater fever. **f., metabolic,** a form of fever common in children during the summer, due to increased metabolism and increased tissue-waste clogging the system, owing to inability of the excretory organs to dispose of the waste rapidly enough **f., milk-,** a slight form of puerperal septicemia, formerly thought to be due to the formation of milk in the mother's breast. **f., nodal,** erythema nodosum. **f., para-typhoid,** a condition clinically identical with typhoid fever, but due to a bacillus differing from *Bacillus typhosus* and *B. coli communis*. **f. post-typhoid,** a fever likely to occur directly after an attack of typhoid. **f., puerperal,** See *puerperal fever*. **f., purulent,** the pyrexia attending suppuration. **f., relapsing.** See *relapsing fever*. **f., remittent,** a paroxysmal fever with exacerbations and remissions, but not intermissions; usually applied specifically to remittent malarial fever, the type caused by the estivoautumnal malarial parasite **f., rheumatic,** febrile symptoms developed in the course of acute rheumatism. **f., Roman,** a malignant malarial fever occurring in the Roman Campagna. **f., scarlet.** See *scarlatina*. **f., septic,** one due to the entrance of septic matter into the system **f., simple continued,** a continued, non-contagious fever, varying in duration from 1 to 12 days, and usually ending in recovery. **f., spirillum.** Synonym of *relapsing fever*. **f., splenic.** Synonym of *anthrax*. **f., spotted.** 1. Synonym of *cerebrospinal meningitis*. 2. Synonym of *typhus fever*. 3. The local name, among the eastern foot-hills of the Bitter Root Mountains (western U. S.), for an endemic disease characterized by initial chill, constipation, fever, rapid pulse, enlarged spleen, muscular soreness, severe pain in head and back, and an eruption of macular spots, varying from bright red to purple or brownish-red in color. It is due apparently to a hematozoon to which the name *Piroplasma hominis* has been given. **f., sthenic,** a fever characterized by rapid, full pulse, heat and dryness of the skin, high temperature, scanty urine, and delirium. **f., suppurative,** one that is caused by the absorption of toxins of pyogenic organisms. **f., surgical,** the pyrexia consequent upon a surgical operation. **f., Texas.** See *Texas fever*. **f., thermic.** Syn. of *heat-stroke*. **f., tick.** 1. Texas fever. 2. Spotted fever. 2. **f., traumatic,** that following traumatism **f., trench,** a form of relapsing fever characterized by pain in the bones, back and head, and dizziness; there is a notable absence of gastrointestinal disturbance. **f., tropical,** yellow fever. **f., typhoid.** See *typhoid fever*. **f., typhotyphus,** Pepper's name, for mild typhus marked by laxity of the bowels, tympanites, epistaxis, and bronchial disturbance, the eruption occurring on the fourth day and the crisis from the tenth to the fourteenth day. **f., typhus.** See *typhus fever*. **f., undulant.** See *f. Mediterranean*. **f., urban,** lasts about three weeks, and similar to mild typhoid except that specific symptoms are absent. **f., uremic,** one due to poisoning from urinary ptomaines; it has been observed after operations on the urinary tract and in urinary diseases. **f., urethral,** the febrile disturbance that follows the use of the catheter or bougie. **f., walking typhoid.** See under *typhoid fever*. **f., yellow.** See *yellow fever*.

feverish (*fe'-ver-ish*). Having slight fever; febrile.

fexism (*feks'-izm*). A form of cretinism seen in Styria; its victims are locally called *fexi*.

F. F. P. S. Abbreviation of Fellow of the Faculty of Physicians and Surgeons (of Glasgow).

fiat, fiant (*fi'-at, fi'-ant*) [pres. subj., third person, sing. and pl., of *fieri*, to be made]. Let there be made.

fiber, fibre (*fi'-ber*) [*fibra*, a thread]. A filamentary or thread-like structure. **f.s, accelerating,** nerve-fibers which convey impulses that hasten the rapidity and increase the force of the heart-beat. **f.s, arciform, f.s, arcuate,** bow-shaped fibers on the anterior aspect of the oblongata. **f.s, association-,** white nerve-fibers situated just beneath the cortical substance and connecting the adjacent cerebral gyri. **f.s, augmented, f.s, augmentor.** See *f.s, accelerating*. **f.s, auxiliary.** See *f.s, secondary*. **f., axial.** 1. The axial band of a nerve-fiber. 2. The central spiral filament, probably contractile, of the flagellum of the spermatozoon. **f.-cell,** a cell elongated into a fiber. **f.s, collateral,** the delicate lateral branches of the nerve-process of a neuron; the paraxons. **f.s, commissural,** fibers joining an area of the cortex of one hemisphere to a similar area of the other. **f., elastic.** See *tissue, yellow elastic*. **f. of Gerdy.** See under *Gerdy*. **f.s, involuntary muscular,** straight or slightly bent, elongated, spindle-shaped, nucleated cells, bearing more or less distinct longitudinal striations, which make up involuntary or unstriped muscles. Syn., *non-striated fibers; unstriated fibers; unstriped fibers*. See *muscular tissue*. **f., muscle-.** See *muscle-fiber*. **f., nerve-.** See *nerve-fiber*. **f.s, osteogenic.** See *Sharpey's intercrossing fibers*. **f.s, projection,** fibers joining the cerebral cortex to lower centers and *vice versa*. **f.s of Remak,** the nonmedullated nerve-fibers. **f.s, rivet-,** protoplasmic processes on the basal surface of the columnar cells of stratified squamous epithelium. **f.s, secondary,** in a fibrous structure, those of secondary importance. Syn., *auxiliary fibers*. **f.s, of Sharpey.** See under *Sharpey*. **f., smooth muscular,** a muscular fiber-cell. **f.s, spindle-,** achromatic fibrils. **f., spiral,** the coiled fiber peculiar to spiral fiber-cells. See under

cell, spiral fiber-. **f., straight,** the coiled fiber in a bipolar ganglion-cell. See under *cell, spiral fiber-.* **f.s, sustentacular,** a supporting connective tissue that unites the various layers of the retina. **f., sweat-,** a nervous fibril which on stimulation produces sweating. **f.s, sympathetic,** those of the sympathetic nerve. **f., t-,** a branch given off at right angles to the axis-cylinder of a nerve-cell. **f.s of Tomes.** See *Tomes, fibers of.*

fibra (*fi'-brah*) [L.: *pl.*, *fibræ*]. Same as fiber.

fibralbumin (*fi-bral-bū'-min*). Globulin.

fibration (*fi-bra'-shun*) [*fibra*, fiber]. Fibrous construction; arrangement of fibers.

fibre. See fiber.

fibremia, fibræmia (*fi-bre'-me-ah*) [*fibra*, fiber; αἷμα, blood]. The presence of fibrin in the blood.

fibriform (*fib'-ri-form*) [*fiber; forma*, shape]. Shaped like a fiber.

fibril (*fi'-bril*) [*fiber*]. 1. A small fiber or component filament of a fiber. 2. A name applied to minute nerve filaments. 3. The subdivision of a muscular fiber. **f.s, achromatic,** fibrils of achromatic, nuclear, or cell-substance forming lines which extend from pole to pole in a dividing nucleus so as to form a spindle- or barrel-shaped figure. **f.s, chromatic, f.s, nuclear,** the thread-like fibrils consisting of the chromatin in a cell-nucleus.

fibrillar (*fi'-bril-ar*) [*fibril*]. Pertaining to fibrils. **f. contractions,** spontaneous contractions successively taking place in different bundles of muscular fibers; they are seen in progressive muscular atrophy and other diseases

fibrillary (*fi'-bril-a-re*). Same as *fibrillar.*

fibrillation (*fi-bril-a'-shun*) [*fiber*]. 1. The formation of fibrils. 2. A local quivering of muscular fibers. **f., auricular,** a form of cardiac irregularity in which the auricular contraction is not rhythmical or orderly, but the individual fibers contract independently and so rapidly that there is no complete systole of the auricle.

fibrillolysis (*fi-bril-ol'-is-is*). Dissolution of fibrils.

fibrin (*fi'-brin*) [*fiber*]. A protein formed in shed blood, lymph, in other body-fluids, and in tissues when these coagulate. It exists in the shape of fibrils, granules, plates, or as a homogeneous material. Fibrin forms about 0.2% of the blood. **f.-factors,** the substances necessary for and concerned in the formation of fibrin. They are fibrinogen, fibrin-ferment, and certain salts. **f.-ferment,** a ferment obtained from blood-serum after clotting has occurred. It is one of the fibrin-factors, and is probably derived from the leukocytes. **f.-globulin,** Hammarsten's name for a globulin-like substance which coagulates at about +64° C., in blood-serum, and in the serum from coagulated fibrinogen solutions. **f. of Henle.** See under *Henle.* **f., vegetable.** See *casein, vegetable.*

fibrination (*fi-brin-a'-shun*) [*fibra*, a fiber]. The acquirement of an abnormal amount of fibrin.

fibrinemia, fibrinæmia (*fi-brin-e'-me-ah*) [*fibrin; αἷμα*, blood]. Same as *fibremia.*

fibrino- (*fi-brin'-o-*) [*fibrin*]. A prefix meaning relating to fibrin.

fibrinogen (*fi-brin'-o-jen*) [*fibrino-; γεννᾶν*, to produce]. A protein of the globulin class, obtained from blood-plasma and serous transudations; one of the chief elements forming fibrin.

fibrinogenic (*fi-brin-o-jen'-ik*) [*fibra*, a fiber; *γεννᾶν*, to produce]. Of the nature of fibrinogen.

fibrinogenous (*fi-brin-oj'-en-us*) [see *fibrinogen*]. Forming or producing fibrin.

fibrinoglobulin (*fi-brin-o-glob'-ū-lin*). See *fibrin-globulin.*

fibrinolysis (*fi-brin-ol'-is-is*) [*fibrino-; λύειν*, to loose]. The partial dissolution which takes place in fibrin if allowed to stand in contact with the blood from which it was formed.

fibrinoplastic (*fi-brin-o-plas'-tik*) [*fibrino-; πλάσσειν*, to form]. Of the nature of fibrinoplastin.

fibrinoplastin (*fi-brin-o-plas'-tin*). See *paraglobulin.*

fibrinoscopy (*fi-brin-os'-ko-pe*) [*fibrin; σκοπεῖν*, to view]. Examination of fibrin of blood-clot, etc.; See *inoscopy.*

fibrinosis (*fi-brin-o'-sis*). A condition marked by excess of fibrin in the blood.

fibrinous (*fi'-brin-us*) [*fibrin*]. Of the nature of or containing fibrin.

fibrinuria (*fi-brin-ū'-re-ah*) [*fibrin; οὖρον*, urine]. The passage of urine containing fibrin.

fibro- (*fi-bro-*) [*fiber*]. A prefix signifying relation to fibers or to fibrous tissue.

fibroadenia (*fi-bro-ad-e'-ne-ah*) [*fibro-; ἀδήν*, a gland]. Fibrous degeneration of a gland

fibroadenoma (*fi-bro-ad-en-o'-mah*). Adenoma having fibrous tissue.

fibroareolar (*fi-bro-ar-e'-o-lar*) [*fibro-; areola*]. Containing fibrous tissue with an areolar arrangement.

fibroblast (*fi'-bro-blast*) [*fibro-; βλαστός*, a germ]. A cell that forms new fibrous tissue.

fibroblastic (*fi-bro-blas'-tik*). 1. Pertaining to fibroblasts. 2. Fibroplastic.

fibroblastoma (*fi-bro-blas-to'-mah*) [*fibroblast; ὄμα*, a tumor] A tumor or growth composed of fibroplastic or connective tissue cells

fibrobronchitis (*fi-bro-brong-ki'-tis*) [*fibra*, fiber; *bronchitis*]. Bronchitis with the expectoration of fibrinous casts.

fibrocalcareous (*fi-bro-kal-ka'-re-us*). Fibrous tumors which have undergone calcareous degeneration.

fibrocarcinoma (*fi-bro-kar-sin-o'-mah*) [*fibro-; carcinoma:* pl., *fibrocarcinomata*]. A carcinoma with fibrous elements.

fibrocartilage (*fi-bro-kar'-til-āj*) [*fibro-; cartilage*]. Cartilage with an intermixture of fibrous elements.

fibrocartilaginous (*fi-bro-kar-til-aj'-in-us*) [*fibro-; cartilago*, gristle]. Composed of or containing fibrocartilage.

fibrocellular (*fi-bro-sel'-ū-lar*) [*fibro-; cellular*]. Both fibrous and cellular; fibroareolar.

fibrochondritis (*fi-bro-kon-dri'-tis*) [*fibro-; χόνδρος*, cartilage; *itis*, inflammation]. Inflammation of fibrocartilage.

fibrochondroma (*fi-bro-kon-dro'-mah*) [*fibro-; χόνδρος*, cartilage; *ὄμα*, tumor]. A tumor composed of fibrous tissue and cartilage.

fibroconnective (*fi-bro-kon-ek'-tiv*). Having a fibrous structure and the function of connecting.

fibrocyst (*fi'-bro-sist*) [*fibro-; κύστις*, a cyst]. A fibroma that has undergone cystic degeneration.

fibrocystic (*fi-bro-sist'-ik*). Fibrous and having undergone cystic degeneration.

fibrocystoid (*fi-bro-sist'-oid*). Having the structure of a fibrocyst

fibrocystoma (*fi-bro-sis-to'-mah*) [*fibro-; cystoma*]. A fibrous tumor accompanied by cystic degeneration.

fibrocyte (*fi'-bro-sīt*) [*fibro-; κύτος*, cell]. A fibrous tissue cell.

fibroelastic (*fi-bro-e-las'-tik*) [*fibro-; elastic*]. Consisting partly of fibrous elastic tissue.

fibroenchondroma (*fi-bro-en-kon-dro'-mah*) [*fibro-; enchondroma; pl., fibroenchondromata*]. An enchondroma containing fibrous elements.

fibrofatty (*fi-bro-fat'-e*) Consisting of fibrous tissue and fat-corpuscles.

fibrogen (*fi-bro-jen*). See *fibrinogen*.

fibroglia (*fi-bro'-gle-ah*) [*fibro-; γλία*, glue]. The basement substance of connective tissue; analogous to the neuroglia of the nervous system.

fibroglioma (*fi-bro-gli-o'-mah*). A tumor having the elements of a fibroma and a glioma.

fibroid (*fi'-broid*) [*fiber; εἶδος*, likeness]. Resembling fibers or composed of fibers; also, a fibroid tumor. **f. degeneration,** transformation of membranous tissue into fiber-like material. **f. heart,** a chronic form of myocarditis in which there is a development of fibrous connective tissue in the cardiac muscle. **f. induration.** See *induration, fibroid*. **f. phthisis,** chronic phthisis in which there is a formation of fibrous tissue. **f. tumor,** a fibroma.

fibroidectomy (*fi-broid-ek'-to-me*) [*fibroid; ἐκτομή*, excision]. Excision of a fibroid tumor.

fibroin (*fi'-bro-in*) [*fibra*, fiber], $C_{15}H_{23}N_5O_6$. An albuminoid; a white, shining substance, the chief constituent of the cocoons of insects and spider-web.

fibrolaminar (*fi-bro-lam'-in-ar*). Relating to a fibrous layer.

fibrolipoma (*fi-bro-lip-o'-mah*) [*fibro-; lipoma*]. A tumor of fibrous and fatty tissue.

fibrolysin (*fi-brol'-is-in*) [*fibro-; λύσις*, solution]. Trade name of a solution of thiosinamine sodium salicylate; used in the treatment of keloids, or excessive new connective tissue formation.

fibroma (*fi-bro'-mah*) [*fibro-; ὄμα*, a tumor]. A benign tumor composed of fibrous tissue. **f., hard,** one containing few cells, being chiefly composed of fibers. **f. lipomatodes.** Same as *xanthoma*. **f. molluscum.** Synonym of *molluscum fibrosum*. **f., soft,** one rich in cells.

fibromatoid (*fi-bro'-mat-oid*) [*fibroma; εἶδος*, form]. Resembling a fibroma.

fibromatosis (*fi-bro-mat-o'-sis*). See *fibrosis*.

fibromatous (*fi-bro'-mat-us*). Relating to a fibroma.

fibromectomy (*fi-bro-mek'-to-me*) [*fibroma; ἐκτόμη*, excision]. Excision of a fibroma.

fibromucous (*fi-bro-mū'-kus*). Consisting partly of mucosa and partly of fibrous tissue.

fibromuscular (*fi-bro-mus'-kū-lar*). Made up of connective tissue and muscle.

fibromyitis (*fi-bro-mi-i'-tis*). Inflammation of a muscle, leading to its fibrous degeneration.

fibromyoma (*fi-bro-mi-o'-mah*) [*fibro-; myoma*]. A tumor composed of fibrous and muscular tissue.

fibromyomectomy (*fi-bro-mi-o-mek'-to-me*) [*fibromyoma; ἐκτόμη*, excision]. Excision of a fibromyoma.

fibromyomotomy (*fi-bro-mi-o-mot'-o-me*) [*fibromyoma; τέμνειν*, to cut]. The surgical removal of a fibromyoma.

fibromyxoma (*fi-bro-miks-o'-mah*) [*fibro-; myxoma*]. A tumor composed of fibrous and myxomatous tissue.

fibromyxosarcoma (*fi-bro-miks-o-sar-ko'-mah*). 1. A tumor containing sarcomatous and myxoid tissue. 2. A fasciculated sarcoma which has undergone myxoid degeneration

fibroneuroma (*fi-bro-nū-ro'-mah*) [*fibro-; neuroma*]. A tumor composed of fibrous tissue and nerve-fibers.

fibronuclear, fibronucleated (*fi-bro-nū'-kle-ar, -nū'-kle-a-ted*). Relating to tissue which shows many nuclei and fibers.

fibropericarditis (*fi-bro-per-e-kar-di'-tis*). Fibrinous pericarditis.

fibroplastic (*fi-bro-plas'-tik*) [*fibro-; πλάσσειν*, to form]. Tending to form fibers. **f. tumor,** small spindle-celled sarcoma.

fibroplastin (*fi-bro-plas'-tin*). Same as *paraglobulin*.

fibroplate (*fi'-bro-plāt*). A disc of interarticular fibrocartilage.

fibropolypus (*fi-bro-pol'-ip-us*). A fibroid polypus.

fibropsammoma (*fi-bro-sam-o'-mah*). A tumor of fibromatous and psammomatous elements.

fibropurulent (*fi-bro-pū'-roo-lent*). Consisting of pus containing flakes of fibrin.

fibroreticulate (*fi-bro-re-tik'-ū-lāt*). Consisting of a fibrous network or marked with interlacing fibers.

fibrosarcoma (*fi-bro-sar-ko'-mah*) [*fibro-; sarcoma*]. A sarcoma containing fibrous tissue. **f., mucocellular** (of the ovary), a form marked by a layer of large, round, bladdery cells lying between the fibrils of the connective tissue.

fibroserous (*fi-bro-se'-rus*) [*fibro-; serous*]. Having the qualities of a fibrous and serous structure. **f.-s. membranes,** thin, transparent, glistening structures forming closed sacs, that contain certain organs. They are the peritoneum, the two pleuræ, the pericardium, the tunica vaginalis testis, the arachnoid, and synovial membranes.

fibrosis (*fi-bro'-sis*) [*fiber*]. The development of fibrous tissue. **f., arteriocapillary,** arteriosclerosis; a primary and general fibroid degeneration of the arterioles and capillaries developing about middle life; the caliber of the vessels becomes diminished and they lose their elasticity; there is atrophy of the adjacent tissue, especially in the kidneys, together with cardiac hypertrophy.

fibrositis (*fi-bro-si'-tis*) [*fibro-; itis*, inflammation]. Inflammatory hyperplasia of the white fibrous tissue such as occurs in chronic rheumatism.

fibrotic (*fi-brot'-ik*). Pertaining to fibrosis.

fibrous (*fi'-brus*) [*fiber*]. Containing fibers; of the character of fibrous tissue. **f. tissue,** the connective tissue of the body.

fibula (*fib'-ū-lah*) [L., "a buckle"]. 1. The slender bone at the outer part of the leg, articulating above with the tibia and below with the astragalus and tibia. Syn., *perone*. 2. A clasp serving to unite the edges of a wound or the opening of a canal.

fibular (*fib'-ū-lar*) [*fibula*]. 1. Relating to the fibula. 2. Relating to the outer border of the leg.

fibulation (*fib-ū-la'-shun*). See *infibulation*.

fibulen (*fib'-ū-len*) [*fibula*]. Belonging to the fibula in itself.

fibulocalcaneal (*fib-ū-lo-kal-ka'-ne-al*) [*fibula; calcaneum*]. Pertaining to or connecting the fibula and the calcaneum.

F. I. C. Abbreviation for Fellow of the Institute of Chemistry.

ficarin (*fik'-ar-in*) [*ficus*, a fig]. A neutral principle obtained from the common ficary; it is used internally and externally for piles.

ficary (*fik'-ar-e*) [*ficaria; ficus*, a fig; a hemorrhoid]. The *Ranunculus ficaria*, pilewort, a common European herb; long a popular remedy for piles.

ficiform (*fis'-e-form*) [*ficus; forma*, form]. Fig-shaped.

Fick's bacillus [Rudolph Armin *Fick*, German physician, 1866–]. The *Bacillus proteus vulgaris*.

Ficker's diagnosticum (*fick'-erz-di-ag-nos'-tik-um*) [Philip Martin *Ficker*, German bacteriologist, 1868–]. An emulsion of dead typhoid bacillus culture, used in the Widal-Gruber test.

ficosis (*fi-ko'-sis*). See *sycosis*.

ficus (*fi'-kus*) [L., "a fig-tree"]. 1. The fig. The *ficus* of the U. S. P. is the partially dried fruit of *F. carica*, native of Asia Minor, and cultivated throughout Europe and tropical America. It is laxative and nutritious, and is a constituent of confectio sennæ 2. Old name for a hemorrhoidal or condylomatous tumor.

fidgets (*fij'-ets*). Uneasiness; restlessness; dysphoria, *q. v.*

fidicinales (*fi-dis-in-a'-lēz*) [*fidicen*, a player on a stringed instrument]. The lumbrical muscles of the hand

Fiedler's disease (*fēd-ler*) [Carl Ludwig Alfred *Fiedler*, German physician, 1835–]. Acute infectious jaundice; Weil's disease.

field (*fēld*) [ME., *feeld*]. An open space or area. **f. of audition, f., auditory,** the area surrounding the ear, in every portion of which a given sound is audible to the ear. **f. of fixation.** See *fixation, field of.* **f.s of innervation,** special expansions in which the motor nerves to the voluntary muscles terminate. **f., magnetic,** the portion of space about a magnet in which its action is felt. **f. of a microscope,** the area that can be seen through a microscope at one time. **f. of vision,** the space in which the patient can see when the eye is fixed steadily on the object held in the direct line of vision.

Fielding's membrane (*fēl'-ding*) [George Hunsley *Fielding*, English anatomist, 1801–1871]. The tapetum. See *tapetum* (1).

Fieux's test for antipyrine (*fe'-u*). Add 2.5 Gm. of sodium metaphosphate and 12 drops of sulphuric acid to the suspected fluid, filter, and to the clear filtrate add a few drops of sodium nitrate. If antipyrine is present, a clear green color will develop.

fifth disease, erythema infectiosum. **f. nerve.** See *trifacial nerve.* **f. ventricle.** See *ventricle, fifth*

fig. See *ficus.* **f.-wart,** a moist condyloma.

figurate (*fig'-u-rāt*). Having a fixed and definite shape; arranged in a definite shape; said of skin eruptions.

figure (*fig'-ūr*) [*figura*, a form]. The visible form of anything; the outline of an organ or part. **f., achromatic (spindle), f., achromatin,** a fusiform figure assumed by the achromatic fibrils in a dividing cell. **f.s, adhesion,** Rindfleisch's term for the pattern produced in living protoplasm by the adhesion of the two interpenetrating substances, the reticular framework and the intervening matrix **f., bistellate.** See *amphiaster* **f., chromatic (nuclear), f., chromatin,** one of the figures formed by the chromatic fibrils of the nucleus during karyokinesis. **f., nuclear (spindle or division).** 1. Flemming's name for any one of the forms assumed by the nucleus during karyokinesis. 2. Strassburger's name for the spindle stage of karyokinesis.

figwort (*fig'-wert*). The herb *Scrophularia nodosa*, an alterative, diuretic, and anodyne. It is sometimes used in the form of an ointment for piles. Dose of the *fluidextract* ½–1 dr. (2–4 Cc.).

fila (*fi'-lah*) [L.]. Plural of *filum, q v* **f. lateralia pontis,** a strand of fibers at the upper border of the pons Also called *tenia pontis*.

filaceous (*fi-la'-she-us*) [*filum*, a thread]. Consisting of threads or thread-like fibers or parts.

filament (*fil'-a-ment*) [*filum*]. A small, thread-like structure. **f., spermatic,** the caudal filament of a spermatozoon.

filamentation (*fil-a-men-ta'-shun*) [L., *filum*, a thread]. Thread formation. A peculiar reaction produced in certain bacteria (*Bacillus coli communis, Proteus*, etc.) when they are brought in contact with blood-serum, and consisting in the formation of long interlacing threads. The reaction is best obtained when the bacteria are suspended in serum derived from the same individual from whose body the bacteria were obtained (so-called "homologous" serum).

filamentous (*fil-a-ment'-us*) [*filament*]. 1. Like a thread, or made up of threads or filaments. 2. Capable of being drawn out into filaments, like mucus. 3. Containing a stringy substance, as *filamentous* urine.

filar (*fi'-lar*) [*filum*, a thread]. Filamentous

Filaria (*fil-a'-re-ah*) [*filum*, a thread]. A genus of nematode or threadworms, of the family *Filariidæ*. **F. Bancrofti,** See *F. Wuchereria*. **F. Wuchereria,** an animal parasite, the female of which works its way from the intestinal tract to the subcutaneous tissue, where, after developing its embryos, it is sooner or later set free by abscess-formation and discharge. The female adult worm was discovered by Bancroft of Brisbane, the male by Aranjo, and the embryo by Demarquay and Lewis. The embryos are about 0.35 mm. long, and inhabit the lymph-channels of the lower extremities and the scrotum. They lead to dilatation of the lymphatics, to hyperplasia of the tissues, to chyluria, hematuria, abscesses, etc. They are found in the blood at night. Elephantiasis arabum and lymph-scrotum are due to the filaria. Also known as *F. sanguinis hominis; F. medinensis; guinea worm.*

filarial (*fi-la'-re-al*) Relating to the genus *filaria*.

filariasis (*fil-ar-i'-as-is*) [*filaria*]. A diseased state due to the presence in the body of *Filaria sanguinis hominis* or allied species.

Filatow's disease (*fe'-lat-off*) [Nil *Filatow*, Russian physician, 1847–]. 1. Acute febrile cervical adenitis of children, probably identical with Pfeiffer's glandular fever. 2. *Fourth disease, q. v.* **F.'s spots,** *Koplik's spots, q. v.*

file (*fil*). See *raspatory, xyster* **f.-cutter's disease,** a form of pneumonokoniosis. **f., dental,** a tooth-file; an instrument for the removal of a portion of one or more teeth, and for the separation of teeth.

filices (*fil'-is-ēz*) [*pl* of *filix*, a fern] Ferns. See *filix*.

filicic acid (*fil-is'-ik*). An acid, $C_{14}H_{16}O_4$, extracted from *Aspidium filix-mas*.

filicin (*fil'-is-in*) [*filix*, a fern]. 1. A yellowish white, sticky, odorless powder extracted from the root of *Dryopteris filix mas*. 2. Filicic anhydride.

filicism (*fil'-is-izm*). Poisoning from overdosage of extract of male-fern.

filiform (*fil'-if-orm*) [*filum*, a thread; *forma*, form]. Thread-like. **f. bougie.** See *bougie, filiform.* **f. papillæ,** the smallest and most numerous of the papillæ of the tongue, occurring over its whole surface. **f. pulse,** a small, thready, almost imperceptible pulse.

Filipowicz's sign (*fil-ip'-o-vitch*) [Casimir *Filipowicz*, Polish physician] A yellowish discoloration of the prominent portions of the

palmar and plantar surfaces, seen in typhoid fever. Syn., *Palmoplantar phenomenon.*

filipuncture (*fil-e-punk'-chūr*) [*filum*, a thread; *punctura*, a puncture]. A method of treating aneurysm by inserting wire threads, hair, or the like to promote coagulation.

filix (*fi'-liks*) [L.: *pl.*, *filices*]. A general name for any fern. **f. femina,** or **feminea,** the fern now called *asplenium filix femina*, female fern or spleen-wort. See *asplenium.* **f. mas,** male fern. See *aspidium.*

fillet (*fil'-et*) [Fr., *filet*, a thread]. 1. A loop for the purpose of making traction on the fetus. 2. The lemniscus, a band of nerve-fibers connected below with the nucleus gracilis and nucleus caudatus of the medulla and running upward through the pons and crus cerebri to the cerebrum, a portion of the fibers (*lateral fillet*) entering the posterior corpora quadrigemina, another (*mesal fillet*) passing to the anterior corpora quadrigemina and the optic thalamus. A part of the mesal fillet is continued into the cortex. **f. of the corpus callosum.** See *fascicle, fornicate.* **f., olivary,** a fasciculus of nerve-fibers inclosing the olivary body of the medulla.

filling (*fil'-ing*). The material used in closing cavities in carious teeth.

film. A pellicle or thin skin; an opacity of the cornea.

filmaron (*fil'-ma-ron*). A proprietary anthelmintic from aspidium. **f. oil,** 10% solution of filmaron in castor oil.

filmogen (*fil'-mo-jen*). A protective vehicle for applying medicaments in skin diseases, consisting of pyroxylin dissolved in acetone with a small quantity of castor-oil.

filopodium (*fi-lo-po'-de-um*) [*filum*, thread; *πους*, foot; *pl.*, *filopodia*]. A slender, thread-like pseudopodium.

filopressure (*fi'-lo-presh'-ur*) [*filum*, a thread, *pressure*]. Compression of a vessel by means of a wire or a thread.

filovaricosis (*fi-lo-var-ik-o'-sis*) [*filum*, a thread; *varix*, a dilated vein]. A varicosity of the axis-cylinder of a nerve-fiber, or the formation of one.

filter (*fil'-ter*) [*filtrum*]. An apparatus for straining water or other liquids to remove any undissolved matters. **f.-paper,** an unglazed paper used for filtration. **f., Pasteur-Chamberland.** See under *Pasteur-Chamberland.*

filth. Foul, offensive matter. **f.-disease,** any disease due to filth. **f.-dread.** See *mysophobia* and *rupophobia.*

filtrate (*fil'-trāt*) [*filter*]. The liquid that has passed through a filter.

filtration (*fil-tra'-shun*) [*filter*]. The operation of straining through a filter.

filtrum (*fil'-trum*) [L., "felt;" pl., *filtra*]. 1. Felt. 2. A filter or strainer. **filtra ventriculi,** small vertical channels on the back of the larynx between Morgagni's cartilage and the inner edge of the arytenoid cartilage. They end between the vocal bands at the dorsal end of Morgagni's ventricle.

filum (*fi'-lum*) [L.]. Any thread-like or filamentous structure; in surgery, a thread or wire. **f. coronarium,** a thread-like ridge at the side of the auriculo-ventricular opening. **f. terminale,** a long slender thread of pia mater, the termination of the spinal cord.

fimbria (*fim'-bre-ah*) [L.]. A fringe. **f. cornu Ammonis,** the fimbria hippocampi. **f. of Fallopian tube** the fringelike process of the outer extremity of the oviduct. **f. hippocampi,** a white band at the bottom of the hippocampal fissure. **f. ovarica,** the longest of the fimbriæ of the Fallopian tube.

fimbrial (*fim'-bre-al*) [*fimbria*, a thread]. Relating to the fimbria or to fimbriæ.

fimbriate (*fim'-bre-āt*) [*fimbria*]. Fringed with slender processes which are larger than filaments; said of bacterial cultures.

fimbriated (*fim'-bre-a-ted*) [*fimbria*]. Fringed. **f. body,** the corpus fimbriatum.

fimbriatum (*fim-bre-a'-tum*) [*fimbria*]. The corpus fimbriatum.

fimbriocele (*fim'-bre-o-sēl*) [*fimbria*, a thread; *κήλη*, hernia]. Hernia enclosing some or all of the fimbriæ of an oviduct.

fine (*fīn*). Opposed to coarse. **f. adjustment.** See *adjustment.*

finger (*fing'-ger*) [ME.]. A digit of the hand. **f., clubbed,** a finger the terminal phalanx of which is short and broad, with overhanging nail. It is seen in cases of pulmonary tuberculosis, congenital heart disease, etc. **f.-cot,** a covering of rubber or other material to protect the finger or to prevent infection. **f., mallet,** a deformity marked by undue flexion of the last phalanx. **f., Morse,** an affection resulting from operating the Morse telegraph key. **f.-stall,** a rubber cap for a finger.

CLUBBED FINGERS

Finkler-Prior spirillum (*fink'-ler-pri'-or*) [Ditmar *Finkler*, German bacteriologist, 1852–1912; *Prior*, German bacteriologist]. A spirillum found in the feces in cholera nostras.

Finney's operation (*fin'-e*) [John Miller Turpin *Finney*, American surgeon, 1863–]. A method of performing of gastroduodenostomy.

Finsen light (*fin'-sen*) [Niels Ryberg *Finsen*, Danish physician, 1860–1904]. Light from which the heat rays are excluded and only the blue and violet rays remain; it is used in phototherapy. **F.-l. treatment,** a method of treatment by exposure of the diseased part to the violet and ultraviolet rays of the sun or of the electric arc light.

fir (*fur*). See *abies.* **f., balsam-.** See *abies balsamea.*

fire (*fīr*). 1. The visible heat of burning bodies. 2. A popular name for inflammation affecting the skin. **f.-damp,** the gas contained in coal (marsh gas), often given off in large quantities, and exploding, on ignition, when mixed with atmospheric air. **f. measles.** Synonym of rotheln. **f., St. Anthony's. f., wild,** erysipelas.

first cranial nerve, the olfactory nerve.

first intention. The healing of the lips of a wound by immediate union without suppuration.

Fischer's brain-murmur [Louis *Fischer*, American physician, 1864–]. A systolic murmur heard over the anterior fontanel or in the temporal region in rhachitic infants. **F.'s sign,** a presystolic murmur heard in cases of adherent pericardium without valvular disease.

Fischer's test-meal. This consists of the bread and water of the Ewald breakfast, and in addition a quarter of a pound of finely chopped lean beef broiled and slightly seasoned. It is to be removed from the stomach in three hours.

fishberry. See *cocculus indicus.*

fish-skin disease. See *ichthyosis.*

Fiske-Bryson's symptom. See *Bryson's sign.*

fission (*fish'-un*) [*fissus; findere*, to cleave]. Reproduction by splitting into two or more equal parts.

fissipara (*fis-ip'-ar-ah*) [*fissus; findere*, to cleave; *parere*, to produce]. In biology, applied in a general way to all organisms that multiply by spontaneous self-division.

fissiparism, fissiparity (*fis-ip'-ar-izm, fis-ip-ar'-it-e*) [*findere*, to cleave; *parere*, to produce]. Propagation by fission; fissiparous generation.

fissiparous (*fis-ip'-ar-us*) [*fission; parere*, to produce]. Propagating by fission.

fissura (*fish-ū'-rah*) [L.]. A fissure.

fissural (*fish'-ū-ral*). Pertaining to a fissure.

fissuration (*fish-ur-a'-shun*) [*findere*, to split]. Same as *fission*. Also applied to the arrangement of the fissures of various organs, such as the brain.

fissure (*fish'-ūr*) [*fissura*]. A groove or cleft. A term applied to the clefts or grooves in various organs, as the skull, the brain, the liver, the spinal cord; also to cracks in the skin or linear ulcers in mucous membranes. **f. anal**, a linear ulcer at the mucocutaneous junction of the anus, giving rise to intense suffering on defecation. **f., auricular**, one in the petrous bone. **f. of Bichat.** See under *Bichat*. **f. of Broca.** See under *Broca*. **f., calcarine**, one on the mesal aspect of the cerebrum, between the lingual lobule and the cuneate lobe. **f., callosomarginal**, one on the surface of the cerebral hemisphere, dividing the area between the corpus callosum and the margin into nearly equal parts. **f., central.** See *Rolando, f. of.* **f., collateral**, one on the mesal aspect of the cerebrum, between the subcalcarine and subcollateral gyri. It is collocated with the collateral eminence. **f., dentate**, the hippocampal fissure. **f. of the gall-bladder.** See *fossa cystica*. **f., hippocampal.** See *hippocampal*. **f., interlobular, f., longitudinal**, the deep fissure that divides the cerebrum into two hemispheres. **f., occipital**, a deep fissure situated between the parietal and occipital lobes of the brain. **f., palpebral**, the space between the eyelids extending from the outer to the inner canthus. **f., portal.** See *f., transverse*. **f., posterior median** (of spinal cord), a deep, narrow groove extending the whole length of the spinal cord, in the middle line posteriorly. **f., precentral**, a fissure in front of the fissure of Rolando and parallel to it. **f., presylvian**, the anterior branch of the fissure of Sylvius. **f., primary** (of His), a fold extending along the mesal line of the hemisphere, producing an external groove and an internal ridge. It begins at the olfactory lobe, which it divides into a ventral and a dorsal part, and, continuing backward in a curved direction, joins the hippocampal sulcus. **f. of Rolando.** See under *Rolando*. **f., semilunar.** See *f., calcarine*. **f., sphenoidal**, a cleft between the great and small wings of the sphenoid bone. **f., sphenomaxillary**, one between the lateral margin of the superior maxilla and the orbital plate of the sphenoid bone. **f. of Sylvius.** See under *Sylvius*. **f., transverse** (of liver), a fissure crossing transversely the lower surface of the right lobe of the liver. It transmits the portal vein, hepatic artery and nerves, and hepatic duct. **f., umbilical**, the anterior portion of the longitudinal fissure of the liver.

fissured (*fish'-urd*) [*fissus; findere*, to cleave]. Cleft; split.

fist. 1. The firmly-closed hand. 2. Same as *bovista*.

fistula (*fis'-tū-lah*) [L., "a pipe"]. A narrow canal or tube left by the incomplete healing of abscesses or wounds, and usually transmitting some fluid—either pus or the secretions or contents of some organ or body cavity. **f., abdominal**, one in the abdominal wall communicating with some of the abdominal viscera. **f., aerial**, a small opening in the neck communicating with the larynx, following imperfect closure of incised wounds of the throat. The voice is defective in consequence. **f., alveolar**, one due to necrosis of an alveolus. **f., anal**, a fistula in the neighborhood of the anus, which may or may not communicate with the bowel. **f. ani congenita**, an anomaly of the anus the derivation of which is attributed to the remains of the posterior part of the blastopore. **f., anoperineal**, an anal fistula opening on the perineum. **f., biliary**, an abnormal channel of communication with a biliary duct of the gall-bladder. **f., bimucous**, one making a communication between two mucous surfaces. **f., blind**, a fistula open at one end only. **f., blind, external**, one the only opening of which is on the exterior of the body. **f., blind, internal**, one which opens only upon an internal surface. **f., branchial**, an opening that extends from the surface of the neck to the pharynx; it is an unclosed branchial cleft. **f., cicatricial**, one lined with a cicatricial membrane. **f., coccygeal.** See *pilonidal fistula*. **f., complete**, one having two openings—an internal and an external. **f., cysticocoilc**, one leading from the gall-bladder to the colon. **f. Eck's.** See under *Eck*. **f., fecal**, a fistula communicating with the intestine. **f. gastric**, an opening into the stomach, generally artificial, through the abdominal wall. It is sometimes used for feeding a patient who cannot swallow. **f., horseshoe**, a variety of fistula in ano, the external opening being on one side of the anus and the internal opening on the other. **f., labiform**, one characterized by lip-like protrusions at the outer margin. **f., lacteal.** See *f., mammary*. **f., mammary**, or **milk**, a fistula of the mamma or of its ducts. **f., ostial.** See *f., labiform*. **f., rectovesicovaginal**, a double fistula giving rise to communication between the rectum, the vagina and the urinary bladder **f. sacra**, the Sylvian aqueduct. **f., sacral**, a congenital fistula occurring in the lumbosacral region. **f., vesical**, a fistula of the urinary bladder. **f. vesicovaginal**, one opening from the bladder into the vagina.

fistular, fistulate (*fis'-tū-lar, -lāt*) [*fistula*]. Fistulous; of the form or nature of a fistula.

fistulatome (*fis'-tū-lat-ōm*) [*fistula; τέμνειν*, to cut]. A cutting-instrument used in the operative treatment of fistula.

fistulization (*fis-tū-li-za'-shun*). The act or process of becoming fistulous.

fistuloenterostomy (*fis'-tū-lo-en-ter-os'-to-me*). The operation of making a biliary fistula open permanently into the small intestine.

fistulous (*fis'-tū-lus*) [*fistula*]. Of the nature of or affected with a fistula.

fit [AS., *fitt*, a struggle] A term applied to any sudden paroxysm of a disease, but especially to an epileptic convulsion.

Fitz's syndrome [Reginald Heber *Fitz*, American physician, 1843–1913]. Intense pain in the epigastric region, with vomiting and collapse, all of sudden onset, and followed by tympanites; diagnostic of acute pancreatitis.

fixateur (*fĕks-āt-er*). An amboceptor.

fixation (*fiks-a'-shun*) [*fixus*, fixed]. 1. The act of fixing or making firm. 2. The operation of rendering fixed, by means of sutures, a displaced or floating organ. **f. of the complement.** See under *complement*. **f., field of,** in optics, the region bounded by the utmost limits of distinct or central vision, and which the eye has under its direct control through its excursions, without movements of the head. **f.-forceps,** for fixing or holding a part in position during a surgical operation.

fixative (*fiks'-a-tiv*). 1. Applied to any substance used to fix tissues in the structural condition and shape found in life or for fastening a microscopic section to a slide. 2. See *body, immune*.

fixator (*fiks-a'-tor*). See *amboceptor*.

fixed (*fikst*) [*fixus*, firm]. Firm; immovable. **f. idea,** a morbid belief, opinion, or conception, entertained constantly by certain insane patients, and more or less permanently dominating the entire mind.

fixi dentes (*fiks'-i-den'-tēz*) [L.]. The teeth of the second dentition.

fixing (*fiks'-ing*). The preparation of tissue for microscopic study by means of some agent that hardens it and preserves the form and arrangement of the cells

F. K. Q. C. P. Abbreviation for Fellow of the King and Queen's College of Physicians (of Ireland).

fl., or **fld.** Abbreviation of *fluid*.

flabby (*flab'-e*). Lax; flaccid; deficient in firmness.

flabellate (*flab-el'-āt*) [*flabellum*, a fan]. In biology, fan-shaped; applied to leaves, antennæ, etc.

flabellum (*fla-bel'-um*) [L., "fan"]. A group of divergent fibers in the corpus striatum.

flaccid (*flak'-sid*) [*flaccus*, flaccid]. Soft; flabby; relaxed

flag, sweet-. See *calamus*.

Flagellata (*flaj-el-la'-tah*) [*flagellum*]. A subclass of mastigosphora possessing one or more flagella. In this class are the trypanosomata and the spirochætæ.

flagellate (*flaj'-el-āt*) [*flagellum*]. Furnished with slender, whip-like processes.

flagellation (*flaj-el-a'-shun*) [*flagellare*, to whip]. 1. Flogging. 2. A term used by Ross for the extrusion of chromatin granules from leukocytes in response to artificial stimulation. 3. Sexual perversion where gratification is produced by flogging. 4. Massage by strokes or blows. 5. Application of electricity by tapping the surface of the body.

flagelliform (*flaj-el'-if-orm*) [*flagellum, forma*, form]. Having the form of a flagellum or whiplash.

flagellosis (*flaj-el-o'-sis*). Infection with flagellate protozoa.

flagellospore (*flaj-el'-o-spōr*). See *flagellula*.

flagellula (*flaj-el'-ū-lah*) [dim. of *flagellum*, a whip]. A flagellate spore; a zoospore.

flagellum (*flaj-el'-um*) [L., "a whip:" pl., *flagella*]. A whip-like, mobile process; the organ of locomotion of certain bacteria and infusoria.

flail (*flāl*). An arm or leg not under muscular control. **f.-joint,** a condition of preternatural mobility often following resection of a joint.

Flajani's disease (*fla-yan'-e*) [Giuseppe *Flajani*, Italian surgeon, 1741–1808]. See *goiter, exophthalmic*.

flank (*flank*) [ME., *flank*, from L., *flaccus*, soft]. The part between the ribs and the upper border of the ilium. **f. bone,** the ilium.

flap [ME.]. A loose and partly detached portion of the skin or other soft tissue. **f.-amputation,** one in which flaps of soft tissues are left to cover over the end of the bone. **f., anaplastic,** a skin-flap aiding in the restoration of a neighboring part. **f., autoplastic,** one to replace a part that is destroyed. **f.-extraction,** a method of extracting the crystalline lens so as to make a flap of the cornea.

flarimeter (*flār-im'-it-er*). A device for measuring shortness of breath. It indicates heart disease in its incipiency, before serious developments have occurred (Wells).

flash-method. A method of pasteurizing formerly employed; milk was brought to a temperature of 178° F., then promptly chilled.

flash-point. The temperature at which a petroleum oil gives off vapors which, mixing with air, cause a momentary explosion or flash of flame.

flat. 1. Lying on one plane. 2. A percussion note that is low pitched and without resonance. **f.-ear.** See *Morel's ear*. **f.-foot,** depression of the plantar arch; it differs from splay-foot or talipes valgus in that the sole is not everted. **f.-worm.** See *tape-worm*.

Flatau's law (*flat'-ow*) [Edward *Flatau*, Russian physician, 1863–]. "Law of the eccentric situation of long tracts." The greater the length of the fibers of the spinal cord, the nearer to the periphery are they situated.

flatness (*flat'-nes*). The sound obtained by percussing over an airless organ or large effusion.

flatulence (*flat'-ū-lens*) [*flatus*]. The presence of gas in the stomach and intestinal canal.

flatulent (*flat'-ū-lent*) [*flatus*]. Characterized by flatulence.

flatus (*fla'-tus*) [L.]. 1. Gas, especially gas in the gastrointestinal canal. 2. Expired air. 3. Eructation. **f. vaginalis,** expulsion of gas from the vagina.

flavedo (*fla-ve'-do*) [L.]. Yellowness or jaundice.

flavescent (*flav-es'-ent*) [*flavescere*, to become yellow]. Yellowish.

flavine (*fla'vēn*). Diamino-methyl-acridinium chloride, a new antiseptic, powerful and harmless; also called *acriflavine* because it belongs to the acridin series.

flavopurpurin (*flav-o-pur'-pū-rin*) [*flavus*, yellow; *purpura*, purple], $C_{14}H_8O_5$. A pigment occurring in golden-yellow, acicular crystals.

flavus (*flav'-us*) [L.]. Yellow.

flax (*flaks*). See *linum*. **f.-dresser's phthisis,** a fibroid pneumonia resulting from the inhalation of particles of flax.

flaxseed (*flak'-sēd*). See *linum*.

flay (*flā*). To skin.

flea (*flē*). See *pulex*.

fleabane (*flē'-bān*). See *erigeron*

fleam (*flēm*) [φλεβοτόμον, a lancet; from φλέψ, a vein; τέμνειν, to cut]. A phlebotome.

Flechsig's column (*flek'-sig*) [Paul Emil *Flechsig*, German neurologist, 1847–]. The direct cerebellar tract of the spinal cord. **F.'s tract, F.'s oval field,** the septomarginal tract of the spinal cord.

fleece of Stilling. See under *Stilling*.

Fleischl's reaction for bile-pigments (*flī'-shl*). Add, by means of a pipet, concentrated sulphuric acid to urine already treated with a concentrated solution of sodium nitrate. The sulphuric acid sinks to the bottom of the test-tube and produces color-layers, as in Gmelin's test.

Fleischmann's bursa (*flīsh'-man*) [Gottfried *Fleischmann*, German anatomist, 1777–1850]. A bursa lying in the sublingual space beneath the lingual frenum. Its existence is disputed. **F.'s hygroma,** distention or inflammation of F.'s bursa.

Fleming's modification of Wassermann's test. A much simplified serum-test for syphilis based upon the same principles as the Wassermann reaction.

Fleming's tincture [Alexander *Fleming*, English physician, 1824–1875]. A tincture of aconite, stronger than the official tincture; dose 1 to 2 minims (0.06 to 0.13 Cc.).

flemingin (*flem-in'-jin*). A pigment obtained from warras, occurring in small needles.

Flemming's fibrillary mass [Walther *Flemming*, German anatomist, 1843–1906]. Spongioplasm. **F.'s germ-centers.** The areas in the adenoid tissue of the spleen and lymphatic glands in which leukocytes are formed. **F.'s solution,** a mixture used in histological study as a fixing agent for tissues. It consists of 15 parts of 1% solution of chromium trioxide, 4 parts of a 2% solution of osmic acid, 1 part of glacial acetic acid.

flesh [AS., *flǣsc*]. The soft tissues of the body, especially the muscles. **f., proud,** the soft and exuberant granulations of a wound or ulcer. **f.-quotient,** Argutinsky's term for the relationship of the carbon to nitrogen in flesh; it is, on an average, 3.24·1

fleshy (*flesh'-e*)]. Mainly composed of muscular tissue.

Fletcherism (*fletsh'-er-izm*) [Horace *Fletcher*, American dietitian, 1849–1919] The thorough mastication of solid food, until all taste of the food is lost

flex (*fleks*) [*flectere*, to bend]. To bend.

flexibilitas (*fleks-ib-il'-it-as*) [L.]. Flexibility. **f. cerea,** a condition of the limbs in catalepsy in which they seem as if made of wax.

flexible (*fleks'-e-bl*) [*flex*]. That which may be bent, as a *flexible* catheter, *flexible* collodion.

flexile (*flex'-il*) [*flexilis*, pliable]. Easily bent.

fleximeter (*fleks-im'-it-er*) [*flexion*; *μέτρον*, measure]. An instrument for measuring the amount of flexion of which a joint is capable.

flexion (*flek'-shun*) [*flex*] The act of bending; the condition of being bent.

Flexner's bacillus (*fleks'-ner*) [Simon *Flexner*, American bacteriologist, 1863–]. A bacillus which is said to cause dysentery. **F.'s serum,** an antimeningococcus serum, used in epidemic cerebrospinal meningitis.

flexor (*fleks'-or*) [*flex*]. A muscle that bends or flexes a limb or a part. See under *muscle*.

flexuous (*fleks'-ū-us*) [*flectere*, to bend]. In biology, alternately curved in opposite directions.

flexura (*fleks-ū'-rah*) [L., a bending]. A bending or curve in an organ.

flexure (*fleks'-ūr*) [*flex*]. A bending. **f., caudal,** the bend at the lower portion of the embryo. **f., cephalic,** the arching over of the cephalic end of the embryo. **f., hepatic** (of the colon), an abrupt bend in the ascending colon to the right of the gall-bladder at the under surface of the liver. **f., sigmoid.** See *sigmoid flexure*. **f., splenic** (of the colon), an abrupt turn beneath the lower end of the spleen, connecting the descending with the transverse colon.

flighty (*flī'-te*) [Dan., *vlugtig*, volatile]. Slightly delirious.

Flindt-Koplik's sign. See *Koplik's spots*.

flint-disease. Synonym of *chalicosis*.

Flint's arcade [Austin *Flint*, American physician, 1836–1915]. The arteriovenous arch around the base of the renal pyramids.

Flint's murmur [Austin *Flint*, American physician, 1812–1886]. A second systolic murmur heard over the apex in cases of marked dilatation of the ventricle from aortic insufficiency.

floating (*flo'-ting*) [AS., *flēotan*, to float]. Swimming; free to move around. **f. albumin.** See *albumin, circulating*. **f. kidney,** one that is detached from its normal position and abnormally movable. **f. liver,** one with abnormal mobility; movable liver. **f. rib.** See *rib, floating* **f. spleen,** one that is separate from its attachments, and displaced.

flocci (*flok'-si*) [L Plural of *floccus*, a tuft]. **f. volitantes.** Same as *muscæ volitantes*.

floccilegium (*flok-sil-e'-je-um*) [*floccus*, a flock of wool; *legere*, to pick out]. Carphology.

floccillation (*flok-sil-a'-shun*) [*flocillatio*]. Same as *carphology*.

floccose (*flok'-ōs*) [*floccus*, a flock of wool]. 1. Composed of or bearing tufts of woolly or long and soft hairs. 2. A bacterial growth composed of short curving filaments.

flocculer (*flok'-ū-lar*) [*flocculus*, a little flock of wool]. Pertaining to the *flocculus*.

flocculence (*flok'-ū-lens*) [see *flocculus*]. Flakiness; the state of being flocculent.

flocculent (*flok'-ū-lent*) [see *flocculus*]. Flaky, downy, or woolly; coalescing in flocky masses.

flocculus (*flok'-ū-lus*) [dim. of *floccus*, a flock of wool; pl., *flocculi*]. 1. A prominent lobe of the cerebellum situated behind and below the middle cerebellar peduncle on each side of the median fissure. 2. A small flock of wool or something resembling it; a tuft, shred, or flake. **f., accessory,** the paraflocculus.

Floegel's layer (*flē'-gel*). The layer of granules in the transparent lateral disc of a muscle-fibril.

Flood's ligament (*flud*) [Valentine *Flood*, Irish surgeon, 1800–1847]. The glenohumeral ligament

flooding (*flud'-ing*) [AS., *flōd*, a flood]. A copious bleeding from the uterus.

floor (*flor*) [M.E.]. The basal limit of any hollow organ or open space. **f.-cells,** those found in the floor of Corti's arch. **f. of the pelvis,** the united mass of tissue forming the inferior boundary of the pelvis.

flora (*flo'-rah*) [*Flora*, the goddess of flowers]. The entire plant-life of any geographical area or geological period.

Florence's crystals (*flor'-ens*) [Albert *Florence*, French physician, 1851–]. Brown crystals, in the shape of needles or plates obtained by treating semen with a strong solution of iodine and potassium iodide (Florence's reaction); they are also formed in the secretions of the prostate, uterus, vagina, etc. **F.'s reaction.** See above This is not wholly reliable as a test for human spermatic fluid, since the crystals can also be found in the spermatic fluid of animals.

flores (*flo'-rēz*) [pl. of *flos*, a flower]. 1. The flowers or blossoms of a plant. 2. A flocculent or pulverulent form assumed by certain substances after sublimation, as *flores sulphuris*, flowers of sulphur.

florid (*flor'-id*) [*floridus*, abounding with flowers]. Bright red in color; rosy as a florid cheek, or countenance. **f. phthisis.** See *galloping consumption*.

Florida allspice. See *allspice, Carolina.*

floridins (*flor'-id-ins*) [*flos*, a flower]. Respiratory pigments related to hemoglobin, of a violet and purplish-red color, found in some of the invertebrate animals.

flos [L.]. A flower. Singular of *flores, q. v.*

floss (*flos'*). Silk which has not been twisted. **f.-silk.** See *silk.*

flour [*flos*, a flower]. The finer part of the ground grain, especially of wheat.

Flouren's doctrine (*floo-renz'*) [Marie Jean Pierre *Flourens*, French physiologist, 1794–1867]. A theory that the whole of the cerebrum is concerned in every psychic process. **F.'s vital node,** same as *vital knot, q. v.*

flow (*flo*) [AS., *flōwan*, to flow]. The free discharge of a liquid, as the blood; the menses.

flower (*flow'-er*). See *flores.*

Flower, angle of [Sir William Henry *Flower*, English anatomist, 1831–1899]. In craniometry, the naso-malar angle.

F. L. S. Abbreviation for Fellow of the Linnæan Society.

fluavil (*floo'-av-il*), $C_{20}H_{32}O_2$. A transparent yellowish resin found in gutta percha.

fluctuli (*fluk-tik'-ū-lī*) [pl. of *fluctículus*, a wavelet]. Bergmann's name for the fine, wave-like markings on the surface of the lateral wall of the third ventricle, ventrad of the anterior commissure.

fluctuation (*fluk-tū-a'-shun*) [*fluctuare*, to float or roll]. 1. The wave-like motion produced when a body containing fluid is tapped between the fingers or hands. 2. In *biology*, variations which are not inherited.

Fluhrer's probe (*floo'-rer*) [William Francis *Fluhrer*, American physician, 19th century]. An aluminum probe used in investigating gunshot wounds of the brain.

fluid (*floo'-id*) [*fluere*, to flow]. 1. A substance whose molecules move freely upon one another; any liquid secretion of the body. 2. Liquid or gaseous. **f., allantoic,** the fluid contents of the allantois. **f., amniotic,** a serous liquor filling the cavity of the amnion. **f., cerebrospinal,** the fluid between the arachnoid membrane and the pia mater. **f., Coley's.** See under *Coley.* **f., colostric.** See *colostrum.* **f., Darby's prophylactic.** See under *Darby.* **f.-dram.** A liquid measure equalling 56.96 gr. of distilled water. **f. extract.** See *extractum fluidum.* **f., Haffkine's prophylactic.** See under *Haffkine.* **f. labyrinthine,** the perilymph. **f., Lang's fixative.** See under *Lang.* **f.-ounce.** A liquid measure, eight fluidrams. **f., Scarpa's,** the endolymph. **f., subarachnoid.** See *cerebrospinal fluid.* **f., van Gehuchten's fixative.** See under *van Gehuchten.* **f. vein,** the name given to the eddies produced in a cavity of the heart by regurgitating blood coming in contact with the current entering the cavity in the normal direction. The oscillation of the particles of blood are attended with a blowing sound or murmur.

fluidacetextract (*floo-id-as-et-eks'-trakt*). A fluidextract made with acetic acid instead of alcohol.

fluidextract (*floo-id-ek'-strakt*). A solution of the solid principles of a vegetable drug, of such strength that 1 Gm. of the drug is fully represented by 1 Cc. of the fluidextract.

fluidglyceratum (*floo-id-glis-er-a'-tum*). A preparation containing about 50% of glycerin, but no alcohol, and of such strength that 1 Cc. of the fluidglycerate contains 1 Gm. of the crude drug.

fluidism (*floo'-id-izm*). Same as *humoral pathology, q. v.*

fluidounce (*floo-id-owns'*). A liquid measure; eight fluidrams.

fluidram, fluidrachm (*floo-id-ram'*). A liquid measure equal to 56.96 gr. of distilled water.

fluinol (*floo'-in-ol*). A proprietary preparation of pine and fir needles with volatile oils; it is used as a sedative addition to baths, or for inhalations or gargles.

fluke (*flook*) [ME., *floke*]. Any trematode worm.

flumen (*floo'-men*) [L.; pl., *flumina*]. 1. A flow. 2. A name given by Duret to the principal cerebral fissures.

flumerin (*floo'-mer-in*). The disodium salt of hydroxymercurifluorescein; it is a powder, freely soluble in water, and used by intravenous injection in cases of syphilis.

fluor (*floo-or*) [L., a flow]. 1. A liquid state. 2. The menstrual flow. **f. albus,** white flow; an old name for leukorrhea. **f. muliebris.** Synonym of *leukorrhea.*

fluoram (*floo'-or-am*). Ammonium bifluoride; used as an application to the gums in pyorrhœa alveolaris.

fluorescein, fluorescin (*floo-or-es'-e-in, floo-or-es'-in*), $C_{20}H_{12}O_5 + H_2O$. An anhydride of resorcinol, prepared by heating phthalic anhydride with resorcinol to 200° C. It has the property of coloring abrasions of the cornea greenish, and on this account has been used for diagnostic purposes. **f.-sodium,** a 2% alkaline solution employed in diagnosing corneal lesions and in the detection of minute foreign bodies in that tissue; it is suggested as a means of determining apparent death by injection of 16 gr. (1 03 Gm.); if circulation remains, the mucosæ will be stained yellow within a few minutes. Syn., *uranni.*

fluorescence (*floo-or-es'-ens*) [*fluor* (*fluor-spar*), because first observed in this mineral]. A property possessed by certain substances of converting obscure actinic rays, such as the ultraviolet, into luminous rays.

fluorescent (*floo-or-es'-ent*). Having the property of fluorescence. **f. screen,** a screen covered with substances which become fluorescent on exposure to the roentgen-rays.

fluoride (*floo'-or-ide*) [see *fluorine*]. A compound of fluorine and a base.

fluorine (*floo'-or-ēn*) [*fluor-spar*], F = 19; quantivalence I. An element belonging to the chlorine group. The salts formed with the alkaline metals, *fluorides*, have been used in goiter and in rheumatism. See *elements, table of chemical.*

fluoroform (*floo-or'-o-form*) [*fluorine; forma*, form], CHF_3. A gas, the fluorine analogue of chloroform. **f.-water** (*aqua fluoroformis*), a watery solution (2.8%) of fluoroform, used in tuberculosis and lupus. Dose 1 tablespoonful 4 times daily. Syn., *fluoroformol.*

fluoroformol (*floo-or-o-form'-ol*). See *fluoroform-water.*

fluorol (*floo'-or-ol*), NaF. Sodium fluoride, an antiseptic.

fluorometer (*floo-or-om'-et-er*) [*fluorescence; μέτρον*, a measure]. A device for adjusting the shadow in skiagraphy; a localizer in roentgen-ray examination.

fluoroscope (*floo'-or-os-kōp*) [*fluorescence; σκοπεῖν*, to examine]. The instrument for holding the fluorescent screen in roentgen-ray examination.

fluoroscopy (*floo-or-os'-ko-pe*). The process of examining the tissues by means of a fluorescent screen.

fluorphenytol (*floo-or-fen'-et-ol*), $(C_6H_4F)_2$. A calmative and hypnotic; it is used in whooping-cough.

fluorrheumin (*floo-or-roo'-min*). The commercial name of fluorphenetol-difluorodiphenyl, prepared as an ointment and used in the treatment of rheumatism. Dose 77 gr. (5 Gm.) externally.

flush. A temporary redness, as the hectic flush, sometimes due to vasomotor paresis.

flushing (*flush'-ing*). 1. A frequent symptom in the subjects of cardiac palpitation, and especially in Graves' disease. It implies a condition of vasomotor irritability with a paresis of the arterioles in certain areas. It is often accompanied by local perspiration. It is seldom a marked symptom of organic disease. 2. The process of cleansing by a rapid flow of liquid

flutter, auricular. A form of cardiac irregularity in which the auricles contract at a very rapid rate, but still contract rhythmically.

flux (*fluks*) [*fluxus*, flowing]. 1. An excessive flow of any of the excretions of the body, especially the feces. 2. Dysentery. **f., alvine,** diarrhea. **f., bloody,** dysentery.

fluxion (*fluk'-shun*) [*fluxus*, a flowing]. A gathering of blood or other fluid in one part of the body; congestion, or hyperemia.

fly (*fli*). A dipterous insect. **f.-agaric.** See *agaricus muscarius*. **f.-blister, flying blister.** See *blister*.

focal (*fo'-kal*) [*focus*]. Pertaining to or occupying a focus. **f. depth,** the power of a lens to give clear images of objects at different distances from it. **f. disease, f. lesion,** one that is limited to a small area. **f. distance,** the distance from the focus to a reflecting or refracting surface, or, in the case of a lens, to the principal point of the lens. **f. epilepsy,** epilepsy, due to a focal lesion of the brain. Syn., *Jacksonian epilepsy*. **f. infection,** infection resulting from circumscribed collections of bacteria in certain tissues (such as the tonsils) which send their toxins into the circulation.

Fochier's abscess (*fo-she-a'*) [Alphonse *Fauchier*, French gynecologist, 1845–1903]. Same as fixation abscess; see under *abscess*.

focil (*fo'-sil*) [*focile*, a spindle]. Any bone of the forearm or leg. **f. majus,** the ulna **f. majus cruris,** the tibia. **f. minus,** the radius. **f. minus cruris,** the fibula.

focus (*fo'-kus*) [L., "a fireplace;" pl., *foci*]. 1. The principal seat of a disease. 2. The point (called principal focus or real focus) at which rays of light converge that pass through a convex lens or are reflected from a concave mirror. **f., negative, f., virtual,** the point at which divergent rays would meet if prolonged in a backward direction

focusing (*fo'-kus-ing*) [*focus*]. The mutual arrangement of an object and the optical parts of a microscope so that a clear image may be seen. **f. down,** in microscopy, focusing by moving the objective down or toward the object, but at the risk of damaging it. **f. up,** focusing by moving the objective up or away from the object.

fœniculum (*fen-ik'-ū-lum*) [L.]. Fennel. The fruit of *F. vulgare*, the properties of which are due to a volatile oil. It is a mild stimulant and aromatic carminative. **fœniculi, aqua** (U. S. P.), 2 parts of the oil of fennel in 1000 of water. Dose ½ dr.–1 oz. (2–32 Cc.). **fœniculi, oleum** (U. S. P.), oil of fennel. Dose 2–5 min. (0.13–0.32 Cc.).

fœnum græcum (*fe'-num gre'-kum*) See *fenugreek*.

Foerster's operation (*fers'-ter*) [Otfried *Foerster*, German neurologist, 1873–]. Resection of the posterior spinal nerve roots for spastic paralysis, etc.

Foerster's shifting type (*fers'-ter*) [Richard *Foerster*, German ophthalmologist, 1825–1902]. Variations in the visual field, the limits of which differ according as they are determined by moving the disc from the center outward or from without toward the center; they are seen in traumatic neuroses.

fœtal (*fe'-tal*). See *fetal*.

fœtor (*fe'-tor*). See *fetor*.

fœtus (*fe'-tus*). See *fetus*.

fogging maneuver. In repression treatment of esophoria, the reduction of vision to about $\frac{2}{3}\frac{0}{0}$ by combining prisms (varying with the muscular imbalance), bases in, with a convex sphere, with which combination glasses the patient reads a half-hour at night before retiring.

foil [*folium*, a leaf]. A thin sheet of metal used for filling teeth. **f. carrier, f. plugger,** a kind of tweezers used to convey the foil to the cavity in the tooth. **f. crimpers,** an instrument for folding foil.

fold (*fōld*) [ME.]. A plication or doubling of various parts of the body. **f., arytenoepiglottidean.** See under *arytenoepiglottic*. **f., costocolic,** that which extends from the diaphragm opposite the tenth and eleventh ribs to the splenic flexure of the colon, and forms a shelf-like structure above which lies the spleen. **f., ileocolic,** a semilunar fold of the peritoneum which is attached to the anterior layer of the mesentery, the anterior aspect of the ascending colon, and the cecum as far as the vermiform appendix. Syn., *Luschka's fold*. **f., palpebral,** that formed by the reflection of the conjunctiva from the eyelids on to the eye. There are two folds—superior and inferior. **f., pituitary,** the two layers of dura inclosing the hypophysis.

folia (*fo'-le-ah*) [*pl.* of *folium*, leaf]. Leaves.

foliaceous (*fo-le-a'-se-us*) [*folium*, a leaf]. Leaf-like.

Folian process [Cæcilius *Folius*, Italian anatomist, 1615–1660]. The processus gracilis of the malleus.

folie (*fo-le'*) [Fr.] Insanity. **f. à deux** (*fo-le'-e-ah duh'*) [Fr.]. See *insanity, communicated*. **f., alternate,** cyclic insanity, *q. v.* **f. circulaire** (*fo-le-ser-ku-lār'*), cyclic insanity. **f. de doute.** See *doubt, insanity of*.

Folin's test (*fo'-lin*) [Otto K. O. *Folin*, American chemist, 1867–]. 1. (*Quantitative for urea*): The urine is boiled with magnesium chloride, and the urea is decomposed into carbon dioxide and ammonia; the latter is then estimated. 2. (*Quantitative for uric acid*): The uric acid is precipitated with ammonia, ammonium urate being formed, this latter is oxidized with potassium permanganate.

folium (*fo'-le-um*) [L., a leaf: *pl., folia*]. 1. In biology, a leaf. 2. Any lamina or leaflet of gray matter, forming a part of the arbor vitæ of the cerebellum. **f. cacuminis,** a lobule on the upper surface of the vermis. **f. vermis,** the terminal lobule in the superior worm of the cerebellum.

follicle (*fol'-ik-l*) [*folliculus*, dim. of *follis*, a bellows]. 1. A small lymphatic gland, the tissue of which is arranged in the form of a little sac; also a small secretory cavity or sac. 2. A simple tubular gland. **f., dental,** the dental sac and its contents, the developing tooth. **f., Graafian,** one of the small vesicular bodies in

the ovary, each of which contains an ovum. **f., hair,** the depression containing the root of the hair. **f.s of Lieberkühn.** See *Lieberkühn, crypts of.* **f., lymph,** collection of adenoid tissue in mucous membranes. **f.s, sebaceous,** the sebaceous glands of the skin. **f.s, solitary,** small discrete lymph-follicles found in the mucous membrane of the intestine.

folliclis (*fol'-ik-lis*). A skin disease of tuberculous subjects characterized by a macular eruption which later becomes nodular and then pustular.

follicular (*fol-ik'-ū-lar*) [*follicle*]. Pertaining to a follicle. **f. tumor,** a sebaceous cyst.

folliculin (*fol-ik'-ū-lin*). An internal secretion of the ovary. $C_{18}H_{22}O_2$. See *estrin.*

folliculitis (*fol-ik-ū-lī'-tis*) [*follicle; itis,* inflammation]. Inflammation of a group of follicles.

folliculitis abscedens infantum, follicular furunculosis of children. **f., agminate,** inflammation of a set of follicles. **f. barbæ,** inflammation of the hair-follicles of the beard; sycosis. **f. decalvans,** inflammatory disease of the hair follicles resulting in patches of baldness.

folliculoma (*fol-ik-ū-lo'-mah*). A tumor originating in a follicle. **f. ovarii malignum,** a malignant tumor of a Graafian vesicle.

folliculose (*fol-ik'-ū-lōs*) [*follicle*]. Full of follicles.

folliculosis (*fol-ik-ū-lo'-sis*). A disease in which there is excessive development of the follicles.

folliculus (*fol-ik'-ū-lus*) [*dim.* of *follis,* bag: *pl. folliculi*]. Follicle **f. oophorus primarius,** a follicle surrounding the undeveloped ovum in the ovary. **f. oophorus vesiculosus,** a Graafian follicle. **f. pili,** a hair-follicle. **f. solitarius,** a solitary follicle.

fomentation (*fo-men-ta'-shun*) [*fomentare,* to foment]. 1 The application of heat and moisture to a part to relieve pain or reduce inflammation. 2. The substance applied to a part to convey heat or moisture.

fomes (*fo'-mēz*) [L., "tinder;" pl., *fomites*]. Any substance capable of acting as the medium for transmitting contagion.

fomites (*fo'-mi-tēz*). Plural of *fomes.*

fondant (*fon'-dant*). A mixture of glucose and sucrose used in confectionery.

fons pulsatilis (*fons pul-sat'-il-is*) [L.]. The anterior fontanel.

fontactoscope (*fon-tak'-to-skōp*). An instrument for ascertaining the radio-active powers of waters and gases.

Fontana's bands (*fon-tah'-nah*) [Felice *Fontana,* Italian anatomist, 1730–1805]. The wavy arrangement presented by nerve-fibers, which lie alongside one another in loose spirals, in paces where considerable mobility is possible. **F's canals, F.'s spaces,** the minute spaces occupying the angle of the iris and communicating with the aqueous chamber and Schlemm's canal.

fontanel, fontanelle (*fon-tan-el'*) [Fr., *fontanelle,* a little fountain]. A membranous space between the cranial bones in fetal life and infancy. **f., anterior,** that at the point of union of the frontal, sagittal, and coronal sutures. **f. Casser's, f. of Casserius.** See *f.s, lateral.* **f., Gerdy's.** See under *Gerdy.* **f., great.** See *f., anterior.* **f.s, lateral,** two membranous spaces, one in front between the parietal, frontal, and temporal bones (*the anterior lateral or sphenoid fontanel*), and one behind between the parietal, occipital, and temporal bones (*the posterior lateral, mastoid, or Casser's fontanel*). They usually disappear the year after birth. **f., nasofrontal,** an abnormal one at the union or the nasal and frontal bones. **f., posterior,** that at point of junction of lambdoid and sagittal sutures. **f., small.** See *f., posterior.* **f., supraorbital,** in comparative embryology, a cordate membranous space between the occipital cartilage and the skull.

fonticulus (*fon-tik'-ū-lus*) [dim. of *fons,* fountain]. 1. The depression at the root of the neck, just cephalad of the sternum; more fully *fonticulus gutturis.* 2. A small artificial ulcer or issue. 3. Same as *fontanel.* **f. major, f. quadrangularis,** the anterior fontanel. **f. minor, f. triangularis,** the posterior fontanel.

food [AS., *fōda*]. Anything which, when taken into the body, is capable of building up tissue, or, by oxidation, of supplying heat.

foot [ME.]. 1. The terminal extremity of the leg. It consists of the tarsus, metatarsus, and phalanges, or toes. 2. The base of a microscope. 3. A measure of length equal to 12 inches, or 30.479 cm. **f.-and-mouth disease,** a febrile affection of sheep, cows, pigs, and horses, rarely of man, manifesting itself by the appearance of vesicles and bullæ in the mouth and on the feet. It is probably due to a special microorganism. **f.-cells,** Sertoli's cells. **f.-clonus.** See *ankle-clonus.* **f.-drop,** a falling of the foot due to a paralysis of the flexors of the ankle. **f., fungus-.** See *Madura-foot.* **f., golfer's,** an acute condition of the foot due to broken arch in the metatarsal area. **f.-phenomenon,** ankle clonus. **f.-pound,** the work equal to that of raising a pound to the height of one foot. **f.-reflex.** See *ankle clonus.* **f., tabetic.** 1. An extension of the foot in preataxic tabes observed when the patient is lying down. 2. An affection of the foot in the beginning of tabes, marked by numbness and formication, followed by hypertrophy of the head of the astragalus, scaphoid, cuneiform, and metatarsal bones. **f., trench,** a condition of the feet somewhat like frostbite; it occurs in those exposed in the trenches.

footling (*foot'-ling*). With the foot or feet foremost; as a footling presentation in obstetrics.

forage (*for'-aj*) [OF., *fourage*]. Fodder. **f.-poisoning,** the preferred term for the so-called epizootic cerebrospinal meningitis of horses. It is attributed to a fungus upon the ensilage.

foramen (*for-a'-men*) [*forare,* to pierce: *pl., foramina*]. A perforation or opening, especially in a bone. **f., aortic,** an opening in the diaphragm transmitting the aorta. **f., apical,** the passage at the end of the root of a tooth for the neural supply to the dental pulp. **f., arachnoid,** an opening in the roof of the fourth ventricle. **f., auditory, external,** one located in the external meatus of the auditory canal; it transmits sound-waves to the tympanic membrane. **f., auditory, internal,** one located in the petrous portion of the temporal bone; it transmits the auditory and facial nerves. **f., Bichat's.** See under *Bichat* **f., Botallo's.** See under *Botallo.* **f., cecal (of frontal bone),** a small foramen formed by the frontal bone and the crista galli of the ethmoid; it transmits a vein occasionally. **f., cecal (of medulla oblongata),** one located in a depression at the termination of the anterior median fissure. **f., cecal (of pharynx),** one located in a depression in the mucous membrane, in the median line of the posterior wall of the pharynx. **f., cecal (of tongue),** one located in the posterior

termination of the median raphe of tongue; a number of small glands open into it. **f., condyloid, anterior** (sometimes double), that anterior to and to the outer side of each occipital condyle, passing downward, outward, and forward through the basilar process; it transmits the hypoglossal nerve; occasionally a meningeal branch of the ascending pharyngeal artery. **f., condyloid, posterior,** the fossa behind the occipital condyles; it transmits a vein to the lateral sinus. **f., cotyloid,** a notch in the acetabulum converted into a canal by a ligament; transmits vessels and nerves. **f., dental, inferior,** the external aperture of the inferior dental canal, in the ramus of the inferior maxilla; it transmits inferior dental vessels and nerves. **f., esophageal,** passage through the diaphragm for the esophagus. **f., ethmoid, anterior,** a canal between the ethmoid and frontal bones, transmitting the nasal branch of the ophthalmic nerve and anterior ethmoid vessels. **f., frontal,** the supraorbital notch of the frontal bone when it is converted into a canal by a bony process; it transmits the supraorbital vessels and nerves. **f., Galen's.** See under *Galen*. **f., incisor,** the aperture of the incisor canal in the alveolar margin; it transmits nerves and vessels to the incisor teeth. **f., infraorbital,** in the superior maxilla, the external aperture of the infraorbital canal; it transmits the infraorbital nerve and artery. **f., interclinoid, common,** a canal formed by an anomalous process connecting the anterior, middle, and posterior clinoid processes of the sphenoid bone. **f., interventriculare,** the foramen of Monro, *q. v.* **f., intervertebral, anterior,** the aperture formed by the notches opposite to each other in the laminæ of adjacent vertebræ; it is a passage for the spinal nervæ and vessels. **f., intervertebral, posterior,** the space between the articular processes of adjacent vertebræ, except the first cervical. **f., jugular.** See *f., lacerated, posterior*. **f. jugulare spurium,** a foramen in the temporal bone of the embryo transmitting a vein from the lateral sinus to the external jugular. **f., lacerated, anterior.** See *f., sphenoidal*. **f., lacerated, middle,** an irregular aperture between the apex of the petrous portion of the temporal bone and the body and great wing of the sphenoid, and the basilar process of the occipital bone; it is an opening for the carotid artery and the large, superficial petrosal nerve. **f., lacerated, posterior,** the space formed by the jugular notches of the occipital and temporal bones, divided into two portions: the *posterior portion* transmits the internal jugular vein; the *anterior portion*, the ninth, tenth, and eleventh cranial nerves and the inferior petrosal sinus. **f. lacerum.** Same as *f., lacerated*. **f., Magendie's.** See under *Magendie*. **f. magnum,** a large oval aperture centrally placed in the lower and anterior part of the occipital bone; it transmits the spinal cord and its membranes; the spinal accessory nerves; the vertebral arteries. **f., mastoid,** a small foramen behind the mastoid process. It transmits a small artery from the dura; a vein opening into the lateral sinus. **f., medullary.** See *f., nutrient*. **f., mental,** a foramen in the inferior maxilla, external to the incisive fossa, forming a passage for the mental nerve and vessels. **f. of Monro.** See under *Monro*. **f., nutrient,** the canal conveying the nutrient vessels to the medullary cavity of a bone. **f., obturator,** the large ovoid opening between the ischium and the pubis, internal and inferior to the acetabulum; it is partly closed in by a fibrous membrane; it transmits the obturator vessels and nerves. **f., occipital.** See *f. magnum*. **f., olfactory,** numerous foramina in the cribriform plate of the ethmoid, transmitting the olfactory nerves. **f., omental, lesser or small.** See *Winslow, f. of*. **f., optic,** the canal at the apex of the orbit, the anterior termination of the optic groove, just beneath the lesser wing of the sphenoid bone; it transmits the optic nerve and ophthalmic artery. **f. ovale (of the heart),** a fetal opening between the two auricles of the heart, situated at the lower posterior portion of the septum. Also the small opening in the interauricular septum of the fetal heart, through which blood is shunted from right to left side of fetus. **f. ovale (of the sphenoid),** an ovoid aperture near posterior margin of great wing of sphenoid, transmitting the inferior maxillary division of trigeminal nerve; the small meningeal artery, occasionally the small petrosal nerve. **f., palatine, anterior,** orifice of the incisor canal in anterior part of roof of mouth, constituting the opening for the nasopalatine nerve and a branch of the posterior palatine artery **f., palatine, posterior,** orifice of the posterior palatine canal on the posterior part of hard palate, it transmits the descending palatine artery. **f., parietal,** is near the posterior superior angle of parietal bone, inconstant It conveys an emissary vein of the superior longitudinal sinus, occasionally a small branch of the occipital artery. **f., pterygopalatine,** the external aperture of the pterygopalatine canal, transmitting the pterygopalatine vessels and pharyngeal nerve. **f., quadrate,** a passage in the diaphragm for the inferior vena cava. **f. rotundum,** a round opening in the great wing of the sphenoid bone for the superior division of the fifth nerve. **f., sacral, anterior** (*four on each side*), on the anterior surface of the sacrum, connecting with the sacral canal, and transmitting the anterior branches of the sacral nerves. **f., sacral, posterior** (*four on each side*), on the posterior surface of the sacrum, external to the articular processes, and transmitting the posterior branches of the sacral nerves. **f., sacrosciatic, great,** the oval space between the lesser sacrosciatic ligament and the innominate bone, conveying the pyriformis muscle, the gluteal, sciatic, and pudic vessels and nerves. **f., sacrosciatic, small,** the space included between the greater and lesser sacrosciatic ligaments and the portion of the innominate bone between the spine and tuberosity of the ischium; it transmits the internal obturator muscle, the internal pudic vessels and nerves. **f.s of Scarpa.** See under *Scarpa*. **f. of Soemmering.** See under *Soemmering*. **f., sphenopalatine,** the space between the sphenoid and orbital processes of the palate bone; it opens into the nasal cavity and transmits branches from Meckel's ganglion and the nasal branch of the internal maxillary artery. **f. spinosum,** a passage in the great wing of the sphenoid bone, near its posterior angle, for the middle meningeal artery. **f.s of Stenson.** See under *Stenson*. **f., stylomastoid,** one between the styloid and mastoid processes of the temporal bone; it is the external aperture of the Fallopian aqueduct. **f., supraorbital,** a notch in the superior orbital margin at the junction of the middle with the

inner third, sometimes converted into a foramen by a bony process or a ligamentous band; it transmits the supraorbital artery, veins, and nerve. **f.s of Thebesius.** See under *Thebesius*. **f., thyroid.** 1. One in the ala of the thyroid cartilage. 2. See *f., obturator*. **f.s, transverse accessory,** anomalous foramina in the transverse processes of the cervical vertebræ transmitting an inconstant accessory vertebral artery. **f., vertebral,** the space included between the body and arch of a vertebra, transmitting the spinal cord and its appendages. **f.s, vertebrarterial,** foramina in the transverse processes of the cervical vertebræ for the vertebral artery and vein. **f., Weitbrecht's.** See under *Weitbrecht*. **f. of Winslow.** See under *Winslow*.

foramina (*fo-ram'-in-ah*). Plural of foramen.

foraminated (*fo-ram'-in-a-ted*) [*foramen*]. Containing foramina.

foraminiferous (*fo-ram-in-if'-er-us*). Same as *foraminated*.

foraminulate, foraminulous, foraminulose (*fo-ram-in'-ū-lāt, -lus, -lōs*). Furnished with very minute openings.

foraminulum (*fo-ram-in'-ū-lum*). A very small foramen.

Forbes' amputation (*forbs*). Amputation through the foot by disarticulating between the three cuneiform bones and the scaphoid, and making a transverse section through the cuboid.

force (*fōrs*) [*fortis*, strong]. That which produces or arrests motion. **f., absolute muscular,** the maximum capacity of shortening shown by a muscle subjected to maximum stimulus. **f., chemical,** that form of energy which holds atoms together in a molecule. **f., electromotive,** the force producing an electric current **f., plastic,** the generative force of the body.

forced (*fōrst*) [*fortis*, strong]. Accomplished by an exertion of force. **f. feeding.** 1. Systematic overfeeding as a therapeutic measure 2. Feeding performed against the will of the patient. **f. foot,** fracture of the fourth metatarsal bone with painful swelling of the metatarsus produced by forced marches.

forceps (*for'-seps*) [L., "a pair of tongs"]. 1 An instrument with two blades and handles used for drawing on or compressing an object. 2. The curved bundles of fibers passing from the corpus callosum to the cerebral hemispheres. **f., alveolar,** forceps for removing portions of the alveolar process. **f., anterior,** forceps minor, *q. v.* **f., axis-traction,** obstetrical forceps contructed for pulling in the direction of the pelvic axis. **f., bone,** a forceps for cutting bone. **f., Chamberlen,** the original obstetrical forceps. **f., dental,** forceps for the extraction of teeth. **f., dressing,** forceps used for handling surgical dressings. **f., duckbill,** forceps furnished with duck-bill-shaped beaks used for extraction of roots of teeth. **f., epilating,** forceps for pulling out hairs. **f., fixation,** forceps for holding structures in a fixed position during an operation. **f., hemostatic,** a forceps for controlling hemorrhage. **f., obstetrical,** forceps used for extracting the fetus. **f. major,** a curved band of fibers passing from the splenium to the occipital lobe. **f. minor,** a curved band of fibers passing from the genu of the callosum to the frontal lobe. **f., posterior,** the forceps major, *q. v.* **f., rongeur.** See *rongeur*. **f., sequestrum,** strong forceps with serrated jaws of medium length; used for holding or removing the detached portion of bone forming a sequestrum.

Forchheimer's exanthem (*for'-shī-mer*) [Frederick *Forchheimer*, American physician, 1853–1913]. A maculopapular rose-red eruption on the soft palate and uvula, regarded by Forchheimer as characteristic of rubeola in the absence of any cutaneous eruption.

forcipal (*for'-sip-al*). Relating to forceps.

forcipate, forcipated (*for'-sip-āt, -a-ted*) [*forceps*]. Shaped like a forceps.

forcipressure (*for'-se-presh-ūr*) [*forceps; pressura*, a pressing]. The catching the end of the divided vessel with a pair of spring-forceps, which are left on for some time for the purpose of preventing hemorrhage

Fordyce's disease (*for'-dīs*) [John Addison *Fordyce*, American dermatologist, 1858–]. A disease affecting the mucous membrane of the lips, consisting of patches of milium-like bodies, and characterized by itching and burning.

fore (*fōr*) [AS]. In front; coming first.

forearm (*fōr'-arm*). That part of the arm between the wrist and the elbow.

forebrain (*fōr'-brān*). The anterior of the encephalic vesicles into which the primary nervous axis of the embryo divides at an early stage; the prosencephalon.

forefinger (*fōr'-fing-er*). The index-finger.

foregilding (*fōr'-gild-ing*). A term designating the histological process of treating perfectly fresh nerve tissues with salts. Cf. *aftergildsing*.

foregut (*fōr'-gut*). The embryonic tube corresponding to the pharynx, esophagus, stomach, and duodenum.

forehead (*for'-ed*). That part of the face above the orbits.

foreign (*for'-en*). Alien; exotic; not native; irrelevant. **f. body,** a substance in a wound, organ, or cavity not normally present.

forekidney (*fōr'-kid-ne*). The pronephron.

Forel's ventral tegmental decussation (*for'-el*) [Auguste *Forel*, Swiss physician, 1848–]. Crossing of the tract from the red nucleus and the rubro-spinal tract to the opposite side.

foremilk (*fōr'-milk*) Colostrum

forensic (*for-en'-sik*) [*forensis*, belonging to the forum]. Pertaining to a court of law. In medicine, that part of the science connected with judicial inquiry.

foreskin (*fōr'-skin*). The prepuce.

Forest's method of resuscitation. The child is placed on its face, and quick, firm pressure is made on the back; then it is placed in a pail of hot water, and the hands carried upward until the child is suspended by its arms, and mouth-to-mouth insufflation is practised, the arms are then lowered and the body doubled forward; these movements are repeated at the rate of 40 a minute.

forewaters (*fōr'-waw-terz*). Hydrorrhea gravidarum.

fork. A name frequently given to the space between the thighs.

Forlanini's method (*for-lah-ne'-ne*) [Carlo *Forlanini*, Italian physician, 1847–1918]. Making an artificial pneumothorax, in treatment of pulmonary tuberculosis.

form (*forma*, shape]. The external shape or configuration of the body, or of a part of a body.

formacoll (*for'-mak-ol*). See *formaldehydegelatin*.

Formad's kidneys (*for'-mad*) [Henry F. *Formad*, American physician, 1847–1892]. The elon-

gated and enlarged kidneys of chronic alcoholism.

formagen (*for'-maj-en*). A proprietary dental cement.

formagules (*for'-ma-gūls*). Formanilized gelatin capsules which will pass through the stomach and be digested in the small intestine.

formal (*for'-mal*). See *methylal*.

formalbumin (*for-mal'-bū-min*). See *formaldehyde-casein*.

formaldehyde (*for-mal'-de-hīd*). Formic aldehyde (*q. v.*). **f. acetate,** $C_6H_8O_4$, an antiseptic. **f. bisulphite,** $H.COH.Na_2S_2O_5$, an antiseptic. **f.-casein,** a condensation-product of casein and formaldehyde; it is an inodorous surgical antiseptic. Syn., *formalbumin*. **f.-cotoin,** used in tuberculous diarrhea and in chronic catarrh of the bowels. Dose 4–8 gr. (0.25-0.5 Gm.). Syn., *fortoin; methylene-dicotoin*. **f.-gelatin,** a combination of 2% of formaldehyde added to a warm aqueous solution of gelatin; the resultant mass is powdered and used as a surgical dressing. Syn., *formacoll; glutol*. **f., para-,** $(CH_2O)_3$, obtained from formaldehyde by heat; antiseptic and astringent; used internally in cholera nostras and as a surgical dressing. Dose 8–15 gr. (0.52–0 97 Gm.) several times daily. Syn., *polymerized formaldehyde; trioxymethylene; trioxymethylene; trioxymethylene

formula (*form'-ū-lah*) [dim. of *forma*, a form]. 1. A prescribed method. 2. The representation of a chemical compound by symbols. 3. A recipe or prescription. **f., constitutional,** one that indicates by means of symbols the relation to each other of the various elements in a compound. Syn., *rational* formula. **f., dental,** one showing the number and arrangement of teeth. **f., empirical,** one that indicates only the constituents and their proportions in a molecule, as HNO_3, nitric acid. **f., glyptic,** a chemical formula designed to illustrate the arrangement and connection of the atoms of a molecule. **f., graphic.** See *f., structural.* **f., magistral,** a prescription calling for an extemporaneous mixture. **f., official,** one given in an official publication. **f., officinal,** a pharmaceutical formula which, though not official, is commonly followed by pharmacists. **f., rational.** See *f., constitutional.* **f. structural,** one which shows the arrangement and relation of the elements among themselves as well as the number and kind of elements composing the molecule. One in which the symbols are united by the bonds of affinity according to their quantivalence, as H–O–H. **f. vertebral,** one used to indicate the number and arrangement of the vertebræ.

formulary (*form'-ū-la-re*) [*formula*]. A collection of formulæ or recipes. **F., National,** a collection of widely used and well-known preparations, omitted from the U. S. P., but collected and published by the American Pharmaceutical Association.

formyl (*for'-mil*) [*formic acid; ὕλη*, matter]. 1. CHO. The radical of formic acid. Syn., *formoxyl* 2. The trivalent radical, CH''''. Syn., *formylene.* **f.-amide.** See *formamide.* **f. bromide,** bromoform. **f. chloride, f. perchloride,** chloroform. **f. iodide,** iodoform. **f.-phenetidin,** $C_9H_{11}NO_2$, a substance obtained from phenetidin hydrochloride by action of formic acid with anhydrous sodium formate; it is antiseptic. **f. sulphide,** sulphoform. **f. tribromide,** bromoform. **f. trichloride,** chloroform. **f. triiodide,** iodoform.

Fornet's ring test (*for-na'*) [Julius *Fornet*, German physician]. A precipitation test, of value in typhoid, scarlet fever, measles and syphilis

fornical (*for'-nik-al*). Relating to the fornix.

fornicate (*for'-nik-āt*) [*fornix*]. Arched. **f. gyrus.** See *convolution, fornicate.*

fornication (*for-nik-a'-shun*) [*fornix*, an arch]. The illicit sexual intercourse of an unmarried person of either sex with another, whether married or not.

fornicolumn (*for'-ne-kol-um*) [*fornix*, an arch; *columna*, a column]. The anterior pillar of the fornix, one in each hemicerebrum. It is a bundle of fibers ascending from the albicans and thalamus, passing just caudad of the precommissure, forming the cephalic boundary of the porta, and ending in the temporal lobe.

fornicommissure (*for-ne-kom'-is-shūr*) [*fornix*, an arch; *commissura*, a commissure]. A lamina of greater or less thickness uniting the two hemifornices of the brain. It is not a true commissure, nor even fibrous in structure.

fornicrista (*for-ne-kris'-tah*). See *crista.*

fornix (*for'-niks*) [L., "an arch"]. 1. A triangular body of white matter beneath the corpus callosum. From the apex, situated anteriorly, the anterior pillars arise and descend to form the corpora mamillaria. From the extremities of the base the posterior pillars descend into the lateral ventricles. The fornix serves as an anteroposterior commissure between the optic thalamus and the hippocampus major and the uncinate gyrus. 2. An arched body or surface; a concavity or culdesac. **f., cerebral.** See *fornix* (1). **f. conjunctivæ,** the culdesac at the point where the bulbar conjunctiva is reflected upon the lid. **f. vaginæ,** the vault of the vagina, upper part of the vagina, forming when the passage is distended a V-like structure surrounding the cervix uteri.

fortification-spectra (*for-tif-ik-a-shun-spek'-trah*). Scotoma scintillans. See *teichopsia.*

fortoin (*for'-to-in*). See *formaldehyde-cotoin*

fortose (*for'-tōs*). Trade name of a nutrient preparation said to increase the appetite and aid the digestion.

fosfoxyl (*fos-foks'-il*). Trade name of a colloidal phosphorus compound

fossa (*fos'ah*) [L., "a ditch." *pl., fossæ*] A depression or pit. **f., acetabular,** a depression in the center of the acetabulum. **f., amygdaloid.** See *amygdaloid fossa.* **f., anconeal.** See *f., olecranoid.* **f., antecubital,** the depression in front of the elbow. **f., Broesike's.** See *Broesike's fossa.* **f. cæcalis,** a fold of peritoneum forming a pouch upon the surface of the right iliopsoas muscle, and extending to the apex of the cecum. **f., canine,** a depression on the external surface of the superior maxilla, above and to the outer side of the socket of the canine tooth. **f. capitelli,** one for the head of the malleus. **f.s., cerebellar,** two shallow, concave recesses on the lower part of the inner surface of the occipital plate for the reception of the hemispheres of the cerebellum. Syn., *inferior occipital fossæ.* **f.s., cerebral,** two shallow, concave recesses on the upper part of the internal surface of the occipital plate for the reception of the hemispheres of the cerebrum. Syn., *superior occipital fossæ.* **f., Claudius'.** See *Claudius' fossa.* **f., coronoid,** a depression in the humerus into which the apex of the coronoid process of the ulna fits in extreme flexion of the forearm. **f.s, costal,** the facets on the bodies of the vertebræ where articulation occurs with the heads of the ribs. **f.s, costotransverse,** depressions (usually three) on each side, upon the dorsal aspect of the three upper segments of the sacrum. **f., cranial,** any of the three depressions in the base of the skull for the reception of the lobes of the brain. See *f.s, mesocranial; f.s, postcranial; f.s, precranial.* **f. cystica, f. cystidis felleæ,** a depression on the lower surface of the right lobe of the liver, which holds the gall-bladder. **f., digastric,** a deep groove on the inner aspect of the mastoid process. **f., digital,** 1, a depression at the base of the inner surface of the great trochanter of the femur; 2, a culdesac in the serous membrane which separates the body of the epididymis from the testicle. **f., epigastric.** See *infrasternal depression.* **f., floccular,** the *f. subarcuata* in the child in whom it is larger. **f., glenoid,** the fossa in the temporal bone that receives the condyle of the lower jaw. **f., Hartmann's.** See *Hartmann's fossa.* **f. helicis,** a furrow between the helix and antihelix. **f. hemielliptica.** See *fovea hemielliptica.* **f. hemisphærica.** See *fovea hemisphærica.* **f., hyaloid,** a depression in the anterior surface of the vitreous body for the crystalline lens. **f. hypophyseos.** See *f., pituitary.* **f. ileocæcalis**

anterior, an inconstant pouch of the peritoneum upon the upper border of the ileocecal valve; open above and on the left side. Syn., *fossa ileocæcalis superior.* **f. ileocæcalis infima.** See *Hartmann's fossa.* **f., ileocolic.** See *Luschka's fossa.* **f., iliac, external,** the outer surface of the ilium. **f., iliac, internal,** the smooth internal surface of the ilium. **f. iliopectinea,** Scarpa's triangle. **f., infraclavicular.** See *Mohrenheim's fossa.* **f., infraspinous,** the recess on the posterior surface of the scapula occupied by the infraspinous muscle **f., infrasternal.** See *infrasternal depression.* **f. innominata,** a shallow depression between the false vocal band and the arytenoepiglottic fold. **f. interpeduncularis,** a deep groove in the anterior surface of the mid-brain. **f., intersigmoid,** a depression on the lower surface of the mesosigmoid. **f. ischiorectal,** the depression on either side of the anus, bounded on the outer side by the tuberosity of the ischium. **f., lacrimal,** the depression in the orbital plate of the frontal bone for the reception of the lacrimal gland. **f., Landzert's.** See *Landzert's fossa.* **f., Luschka's.** See *Luschka's fossa.* **f. mandibularis,** the glenoid fossa. **f., mastoid,** the groove extending along the inner surface of the mastoid portion of the temporal bone, and forming part of the lateral sinus. **f.s, mental, fossæ mentalis,** shallow depressions, on each side of the mental protuberance of the mandible. **f.s, mesocranial, f.s, middle, of the skull,** one of the three pairs (right and left) of fossæ into which the interior base of the cranium is divided; they are deeply concave on a much lower level than the precranial fossæ, and lodge the sphenotemporal lobes of the cerebrum. Cf. *f.s, postcranial; f s, precranial.* **f., Mohrenheim's.** See *Mohrenheim's fossa.* **f. navicularis.** 1. The dilated portion of the urethra in the glans penis. 2. In the vulva, the depression between the posterior commissure and the fourchet. 3. See *f., scaphoid* (1 and 2). **f. navicularis auriculæ,** fossa of the helix. **f. navicularis laryngei,** one in the mucous membrane of the larynx. **f., olecranoid,** one at the dorsal side of the distal end of the humerus, for the reception of the olecranon. **f. ovalis,** an oval depression in the right auricle of the heart. **f., ovarian.** See *Claudius' fossa.* **f., paracecal, f. paracæcalis,** an infrequent peritoneal pouch behind and to one side of the cecum. **f., paraduodenal.** See *Landzert's fossa.* **f., parajejunal.** See *Broesike's fossa.* **f. pararectalis,** a depression in the peritoneum on the side of the rectum. **f. paravesicalis,** one on either side of the bladder. **f., patellar.** See *f., hyaloid.* **f. phrenicohepatica,** a pouch of the peritoneum between the left lateral ligament of the liver and the extremity of the left lobe. **f., pituitary,** a depression in the sphenoid bone lodging the pituitary body. **f.s, postcranial,** the lowest in position of the three pairs (right and left) of the cranial fossæ; they lodge the cerebellum, pons, and oblongata. Each fossa is formed by the posterior surface of the pyramid and inner surface of the mastoid portion of the temporal bone and the inner surface of the occipital bone below the horizontal limb of the occipital cross. **f.s, precranial,** the most elevated in position of the three pairs (right and left) of fossæ into which the internal base of the skull is divided. They lodge the frontal lobes of the brain and are formed by the orbital plates of the frontal bones, the cribriform plate of the ethmoid bone, and the small wings of the sphenoid bone. Cf. *f.s, mesocranial; f.s, postcranial.* **f., radial, f. radialis,** the depression on the humerus above the capitellum which accommodates the head of the radius in extreme flexion of the forearm. **f., rectouterine,** Douglas' culdesac. **f. rhomboidea,** the floor of the fourth ventricle of the brain. **f., Rosenmüller's.** See *Rosenmüller's fossa.* **f., scaphoid, f. scaphoidea.** 1. A depression in the base of the internal pterygoid plate of the sphenoid bone. 2. A depression between the helix and antihelix of the auricle. Syn., *fossa navicularis; fossa tensoris palati.* **f. subarcuata, f., subarcuate,** an orifice situated in the newborn on the superior margin of the petrosa, through which the vessels pass to the temporal bone. This opening disappears after birth and is represented in the adult by a depression beneath the arcuate eminence **f. subauricularis,** the depression just below the external ear. **f., subclavicular.** See *Mohrenheim's fossa.* **f., subinguinal.** See *Scarpa's triangle.* **f., sublingual,** a depression on the internal surface of the inferior maxillary bone for containing the sublingual gland. **f., submaxillary,** the oblong depression on the internal surface of the inferior maxillary bone, containing the submaxillary gland. **f., suborbital.** See *f., canine.* **f., subsigmoid,** also called intersigmoid fossa, a pouch of peritoneum between the descending mesocolon and the mesosigmoid. **f., sulciform,** a shallow furrow in the inner fore part of the cavity of the vestibule of the ear, behind the fovea hemielliptica and the fovea hemisphærica, and into which the vestibular aqueduct opens. **f., supraclavicular, f. supraclavicularis major,** a depression above the clavicle within which lie the axillary blood-vessels and nerves as they emerge from the chest into the armpit. **f. supraclavicularis minor,** the area between the sternal and clavicular origins of the sternomastoid muscle. **f., suprascapular, f., supraspinous.** See *supraspinous fossa.* **f., suprasternal, f. suprasternalis,** the area between the ventral borders of the sternomastoid muscle, the interscapular ligament, the lower border of the mandible, and lines extended between the angles of the jaw and the mastoid process of the temporal bones. **f., supratonsillar,** the embryonic space above the tonsil covered by a triangular extension of membrane from the anterior pillar; it sometimes persists to adult life. Syn., *palatal recess.* **f., temporal,** the depression which holds the temporal muscle. **f. tonsillaris.** See *amygdaloid fossa.* **f. triangularis,** the fossa of the antihelix. **f., trochanteric,** a hollow at the base of the inner surface of the great trochanter of the femur. **f., trochlear,** a hollow in the frontal bone, below the internal angular process, furnishing attachment to the pulley of the superior oblique muscle **f., urachal,** the prevesical space. **f., zygomatic,** a cavity below and on the inner side of the zygoma.

fosset, fossette (*fos-et'*) [Fr.]. 1. A dimple; a small depression. 2. A small deep ulcer of the cornea.

fossilin (*fos'-il-in*) [*fossilis,* dug up]. A trade-name for a product resembling vaselin.

fossula (*fos'-ū-lah*) [dim. of *fossa,* a ditch]. A small fossa; any one of the numerous slight depressions on the surface of the cerebrum.

Fothergill's disease (*foth'-er-gil*) [John *Fothergill*, English physician, 1712–1780]. Neuralgia of the trigeminus. **F.'s sore throat,** the ulcerative angina of severe scarlatina (scarlatina anginosa).

fouadin (*foo'-ad-in*). A trivalent organic compound used in the treatment of bilharziasis.

Fouchet's test (*foo-sha'*). An oxidation test to determine the presence of excess of bilirubin in the blood. Equal parts of Fouchet's reagent and of blood serum are used, and a green color indicates hyperbilirubinemia or jaundice.

foudroyant (*foo-droi-on(t)*) [Fr.]. Sudden and overwhelming; fulminant; fulgurant.

foulage (*foo-lahzh'*) [Fr., "fulling, or pressing"]. a form of massage. See *fulling*.

Foule's cells (*fool*). Large cells containing one or more nuclei as large as or larger than a red blood-corpuscle; they have been supposed to be diagnostic of malignant ovarian cysts.

foundling (*found'-ling*). An abandoned infant.

fourchette, fourchet (*foor-shet'*) [dim. of *fourche*, a fork]. 1. A fold of mucous membrane just inside the posterior commissure of the vulva. 2. A fork used in dividing the frenum linguæ.

Fourneau's 309 (*foor-no'*) [Ernst *Fourneau*, French physician]. A trypanocide; said to be identical with Bayer's 205.

Fournier's method of treating syphilis (*foor-ne-a'*) [Jean Alfred *Fournier*, French syphilographer, 1832–1914]. The alternate administration of mercury for two months and rest from mercurial medication for a month or more, the treatment being kept up for several years.

fourth cranial nerve, the trochlear nerve. **f. disease.** An affection resembling measles and scarlet fever. **f. venereal disease,** gangrenous balanitis. **f. ventricle,** a space between the cerebellum and pons and medulla.

fovea (*fo'-ve-ah*) [L., "a small pit" *pl.*, *foveæ*]. A small depression or pit. Applied to many depressions in the body, but more particularly to the *fovea centralis retinæ*, a small pit in the macula lutea, opposite the visual axis; the spot of most distinct vision. **f. centralis retinæ.** See *fovea*. **f. costalis,** costal depression on vertebra, a demifacet for head of rib. **f. hemielliptica,** a small depression on the inner wall of the labyrinth. It is perforated for the passage of filaments of the auditory nerve. **f. hemisphærica,** a depression in the roof of the labyrinth. **f. inferior,** a depression at the apex of the trigonum vagi. **f. inguinalis lateralis,** the external inguinal fossa. **f. inguinalis mesialis,** the middle inguinal fossa **f. oblonga,** a shallow depression on the external surface of the arytenoid cartilages. **f. pharyngis,** an abnormal depression in the median line of the pharynx. **f. superior,** a depression at the end of the sulcus limitans on the floor of the fourth ventricle. **f. supravesicalis,** the internal inguinal fossa. **f. triangularis,** a deep depression on the external surface of the arytenoid cartilages. **f. trochlearis,** a hollow in the orbital plate of the frontal bone for the trochlea of the superior oblique muscle.

foveate (*fo'-ve-āt*) [*fovea*]. Pitted.

Foveau-Trouvé apparatus (*fo-vo-tru-va'*). A parabolic mirror with an incandescent or arc lamp in the focus; the former is joined to a concentrating cone which terminates in two quartz plates with a chamber between them; cold water circulates through this chamber and through the whole apparatus, absorbing the heat-rays. The quartz plate is pressed directly upon the part to be treated.

foveola (*fo-ve'-o-lah*) [dim. of *fovea*: *pl.*, *foveolæ*]. A small fovea or depression. **f. coccygea,** a small depression back of the anus. **f. granularis,** any one of the small pits in the cranial bones produced by the Pacchionian bodies. **f. radialis,** a depression between the tendons of the extensors of the thumb when those muscles are contracted. **f. retroanalis,** the foveola coccygea. **f. triangularis,** a triangular depression between the anterior pillars of the fornix.

foveolate (*fo-ve'-o-lāt*). Marked with slight depressions, dimples, or pits.

Foville's syndrome (*fo-vēl'*) [Achille Louis *Foville*, French neurologist, 1799–1878]. Alternate hemiplegia. **F.'s tract,** the direct cerebellar tract of the spinal cord.

Fowler's position (*fow'-ler*) [George Ryerson *Fowler*, American surgeon, 1848–1906]. Semi-erect position obtained by raising the head of the bed 24 to 30 inches, and by pillows.

Fowler's solution (*fow'-ler*) [Thomas *Fowler*, English physician, 1736–1801]. Arsenious acid, potassium bicarbonate, and tincture of lavender. U.S.P., liquor potassii arsenitis.

foxglove (*foks'-gluv*). See *digitalis*

foyer (*foy'-er*). A lurking-place for an infection; place for a focal infection.

fractional (*frak'-shun-al*) Divided. **f. cultivation,** isolating microbes from one another by diluting the mixture containing them to such a degree that a given quantity contains but few organisms. **f. distillation.** See *distillation*. **f. sterilization,** intermittent sterilization.

fractionation (*frak-shun-a'-shun*). Chemical separation by successive operations.

fractura (*frak-tūr'-ah*) [L.]. A fracture. **f. dentis,** tooth fracture. **f. surcularia,** green-stick fracture.

fracture (*frak'-tūr*) [*frangere*, to break]. A breaking, especially of a bone. For *signs* and *tests* of, see *Allis*, *Cleemann Hueter*, *Keen*, *Morris*. See also *Aran's law*, *Teevan's law*. **f.-bed,** a bed designed for patients having fractures. It usually has a hole in the center to transmit the discharges. **f.-box,** a long box, without ends or cover, used in the immobilization of fractured legs **f., buttonhole-,** one in which a missile has perforated the bone. **f., capillary,** one consisting of only a fine crack or fissure **f., chauffeur's,** fracture of the lower end of the radius or of the carpus produced by reversal of the starting crank while cranking. **f., Colles'.** See *Colles' fracture*. **f., comminuted,** one in which the bone is splintered. **f., complete,** one in which the bone is entirely broken through. **f., complicated,** one associated with injury of adjacent parts **f., compound,** one in which the point of fracture is in communication with the external air through a wound of the overlying parts. **f. by contrecoup,** a fracture of the skull caused by transmitted violence, and occurring at a distance from the point struck, usually opposite. **f., dentate,** one in which the ends of the fragments are so toothed and interlocked as to prevent displacement. **f., depressed,** one in which the fractured part is depressed below the normal level, as in fracture of the skull. **f., double,** the existence of two fractures in the same bone. **f. fever,** fever due to fracture of a bone. **f., formed,** a fracture suggesting the instrument which caused it. **f., grenade thrower's,** fracture of the humerus due to muscular contraction. **f., greenstick,** one side

of the bone is broken, the other bent. **f., helicoid,** a spiral fracture from twisting of the long bones. Syn., *spiral fracture.* **f., impacted,** one in which one fragment is driven into the other so as to be held fast. **f., interperiosteal.** Same as *f., greenstick.* **f., Pott's.** See *Pott's fracture.* **f., silverfork,** same as *Colles' fracture, q. v.* **f., simple,** one in which the overlying integument is intact. **f., Smith's.** See *Smith's fracture.* **f., spiral.** See *f., helicoid.* **f., spontaneous,** one due to a slight force, as then there is disease of the bone. **f., starred, f., stellate,** one in which there are fissures radiating from one point. **f., trophic,** one caused by trophic disturbance. **f., ununited,** one in which bony union has failed to occur **f., willow-,** a greenstick fracture.

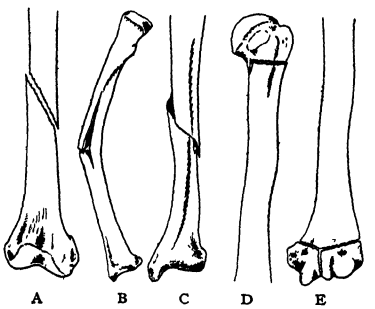

A, Oblique fracture of femur; B Greenstick fracture of radius; C, Spiral fracture of tibia; D, Transverse impacted fracture of surgical neck of humerus, E, T fracture of lower end of humerus.

Fraenkel's diplococcus (*frenq'-kel*). The pneumococcus. **F.'s glands,** minute glands opening immediately below the edge of the vocal cords. **F.'s leukemia,** acute leukemia with large mononuclear lymphocytes. **F.'s sign,** diminished tone (hypotonic) of muscles of lower extremities in tabes dorsalis.

frænulum. See *frenulum.* **frænum.** See *frenum.*

fragiform (*fraj'-e-form*) [*fraga,* strawberries; *forma,* form]. Strawberry-shaped

fragilitas (*fraj-il'-it-as*) [L.]. Brittleness. **f. crinium,** an atrophic condition of the hair in which the individual hairs split into numerous fibrils. **f. ossium,** abnormal brittleness of the bones.

fragmentation (*frag-men-ta'-shun*) [*fragmentum,* a piece]. 1. Subdivision into fragments. 2. The separation of certain bacteria into joints, which become new individuals.

frambesia, frambœsia (*fram-be'-se-ah*) [*framboise,* raspberry]. A tropical contagious disease supposed to be caused by the *Spirochæta pallidula,* and characterized by dirty or bright-red, raspberry-like tubercles, appearing usually on the face, toes, and genital organs. It is most frequent in young negroes. Syn., *pian; yaus.*

Francis's triplex pills [John Wakefield *Francis,* American physician, 1789–1861]. Compound pills of aloes, mercury, and scammony, with a little croton oil.

frangible (*fran'-jib-l*) [*frangere,* to break]. Liable to fracture; breakable.

frangula (*fran'-gū-lah*) [L.]. The bark of *Rhamnus frangula,* or alder-buckthorn. The young bark is very irritant; bark at least a year old is laxative, resembling rhubarb in action. **f., fluidextract of** (*fluidextractum frangulæ,* U. S. P.). Dose 10-20 min. (0.65–1.3 Cc.).

frangulin (*fran'-gū-lin*), $C_{20}H_{20}O_{10}$ A purgative glucoside from frangula. Dose 1½–3 gr. (0.097–0.019 Gm.).

Frankenhæuser's ganglion (*frang'-ken-hoy-zer*) [Ferdinand *Frankenhæuser,* German gynecologist, –1894]. The ganglion cervicale, a cluster of small ganglia at the side of the neck of the uterus.

frankincense (*frangk'-in-sens*) [*francum incensum,* pure incense]. An aromatic gum-resin. See *olibanum.* **f., common,** a concrete turpentine obtained from *Pinus palustris* and other species of *Pinus.*

Franklin plate (*frank'-lin*) [Benjamin *Franklin,* American physicist, 1706–1790]. A glass plate partly covered on both sides with tin-foil, used as a condenser in frictional electricity. **F. spectacles,** spectacles with each eyeglass divided horizontally into an upper lens, suited for far vision, and a lower, for close work.

Franklinic electricity. Static or frictional electricity. **F. reaction of degeneration,** a rare form of reaction of degeneration produced by static electricity and similar to that obtained by the faradic current **F. taste,** an acid taste perceived on applying the positive pole of the electrode of the static machine at a minimum distance of 1 or 2 mm.

Franklinism (*frangk'-lin-izm*). Same as *Franklinization.*

Franklinization (*frangk-lin-i-za'-shun*). Treatment by static or frictional electricity.

Frank's operation. Of *gastrotomy;* consists in forming a valve out of a small cone of the stomach-wall The oblique incision is made and a cone of the stomach pulled out and its base sutured to the parietal peritoneum. A second incision is then made immediately above the rib-margin, the bridge of the skin is elevated, and the cone pulled up beneath it and the apex sutured into the second wound The tube is inserted and the first skin-wound closed.

Frasera (*fra'-ze-rah*) [John *Fraser,* English botanist, 1750–1817]. The root of American calumba; it is a mild tonic and simple bitter. Dose in powder 1 dr. (4 Gm.).

fraserin (*fra'-zer-in*). A precipitate from a tincture of the root of *Frasera carolinensis* it is atonic, stimulant, and mildly astringent. Dose 1 to 3 gr.

Frauenhofer's lines (*frown'-hof-er*) [Joseph von *Fraunhofer,* German optician, 1787–1826]. Black lines in the solar spectrum. See *absorption lines.*

fraxin (*fraks'-in*) [*fraxinus,* an ash-tree]. $C_{21}H_{22}O$. A glucoside from the bark of certain species of ash (*Fraxinus excelsior,* etc.). It forms fine, white, foursided prisms, of a bitter taste. It has been proposed as a remedy for gout, rheumatism, etc.

Fraxinus. A genus of trees, the ash. **F. americana,** white ash; the bark is used in dysmenorrhea, **F. excelsior,** European ash; the bark, leaves, and wood are medicinal.

F. R. C. P. Abbreviation of *Fellow of the Royal College of Physicians.*

F. R. C. P. E. Abbreviation of *Fellow of the Royal College of Physicians of Edinburgh.*

F. R. C. P. I. Abbreviation of *Fellow of the Royal College of Physicians of Ireland.*

F. R. C. S. Abbreviation of *Fellow of the Royal College of Surgeons.*

F. R. C. S. E. Abbreviation of *Fellow of the Royal College of Surgeons of Edinburgh.*

F. R. C. S. I. Abbreviation of *Fellow of the Royal College of Surgeons of Ireland.*

freak (*frēk*). A popular name for a deformed person.

freckles (*frek'-lz*). See *lentigo.*

Frederici's sign (*fred-er-e'-che*). Perception of the heart sounds over the whole abdomen in cases of perforative peritonitis, with escape of gas into the peritoneal cavity.

freezing (*fre'-zing*). The process of hardening or congealing with cold. **f.-microtome,** a microtome provided with a contrivance for freezing artificially the tissue to be cut. **f.-mixture,** a mixture of salt and snow or ice, which absorbs a great deal of heat in undergoing solution **f.-point,** the temperature at which a liquid freezes.

Freiberg's infraction (*fri'-burg*). Same as *Kohler's disease, q. v.*

fremitus (*frem'-si-tus*) [L., "a murmur"]. A palpable vibration, as of the chest-walls. **f., friction-,** the vibrations produced by the rubbing together of two dry surfaces, and felt by the hand. **f., hepatic, f., hydatid.** See *hydatid fremitus* **f., rhonchal,** vibrations produced by the passage of air through a large bronchial tube containing mucus. **f., tactile,** the vibratory sensation conveyed to the hand applied to the chest of a person speaking. **f., tussive,** thrill felt by the hand applied to the chest of a person coughing. **f., vocal,** the sounds of the voice transmitted to the ear applied to the chest of a person speaking.

frenal (*fre'-nal*). Relating to a frenum.

frenator (*fre-na'-tor*) [*frenare,* to curb]. 1. Anything that inhibits, curbs, or checks. 2. Dupré's name for any one of the muscles which move the head on the atlas and axis.

frenetic (*fren-et'-ik*) [Fr., *frénétique*]. Relating to mental disorder.

Frenkel's exercise treatment, of ataxia [Heinrich *Frenkel,* Swiss physician, 1860–]. A system of progressively graded muscular exercises, performed for half an hour twice a day. The limbs are flexed and extended, abducted and adducted, and this is followed by sitting and rising, and in stepping forward and backward.

Frenkel's sign (*freng'-kel*) [H. S. *Frenkel,* Swiss neurologist]. Diminished tone (hypotonia) of the muscles of the lower extremities in tabes dorsalis.

frenosecretory (*fre-no-se-kre'-tor-e*) [*frenum,* bridle; *secretio,* a separation]. Exercising a restraining or inhibitory power over the secretions.

frenotomy, frænotomy (*fre-not'-o-me*) [*frenum;* τομή, a cutting]. The cutting of any frenum, particularly of the frenum linguæ for tongue-tie.

frenulum (*fren'-ū-lum*) [dim. of *frenum,* a bridle]. A small frenum; a slight ridge on the upper part of the valve of Vieussens. **f. of Giacomini,** a narrow band between the uncus and the dentate fascia. **f. pudendi,** the fourchet. **f. valvulæ coli,** a narrow membranous ridge on either side of the ileocecal valve. **f. veli,** the upper thickened part of the valve of Vieussens.

frenum (*fre'-num*) [L., "a bridle"]. A fold of integument or mucous membrane that checks or limits the movements of any organ. **f. clitoridis,** the two folds of mucous membrane coming from the nymphæ after having united under the glans of the clitoris. **f. labii inferioris** and **superioris,** folds of mucous membrane in the median line uniting each lip to the corresponding gum. **f. labiorum pudendi,** the fourchet. **f. linguæ,** the vertical fold of mucous membrane under the tongue. **f. præputii, f. of penis,** the fold on the lower surface of the glans penis connecting it with the prepuce.

frenzy (*fren'-ze*) [φρήν, mind]. Violent mania.

fret [ME., *freten,* to eat up]. An abrasion; a chafing; herpes.

fretum (*fre'-tum*) [L., "a strait"]. 1. A constriction. 2. A strait; a channel. **f. oris,** the isthmus of the fauces.

Freud's theory (*froyd*). [Sigmund *Freud,* Austrian neurologist, 1856–]. Hysteria and other neuroses are due to infantile sexual trauma. See *psychoanalysis.*

Freudian (*froy'-de-an*). Pertaining to, or referring to Sigmund Freud, and his theories. **F. complex,** the interaction of instinctive emotional forces with sexual forces.

Freund's law (*froynt*) [William Alexander *Freund,* German gynecologist, 1833–1917]. In the progress of their growth ovarian tumors undergo changes of position. (1) While pelvic, they show a tendency to grow downward behind the uterus; (2) when they have risen out of the pelvis, they tend to fall forward toward the abdominal wall. **F.'s operation,** abdominal hysterectory for carcinoma of the uterus

Freund's anomaly (*froynt*) [Hermann Wolfgang *Freund,* German gynecologist, 1859–1925]. A narrowing of the upper opening of the thorax is a predisposing cause of pulmonary tuberculosis **F.'s reaction.** The serum from a non-cancerous patient causes lysis of cancer cells.

Freund's operation (*froynt*) [1. Hermann Wolfgang *Freund,* German Surgeon, 1859–1925]. (1) Division of the first rib and costal cartilage

F. R. F. P. S. Abbreviation for *Fellow of the Royal Faculty of Physicans and Surgeons.*

friable (*fri'-ab-l*) [*friare,* to break into pieces]. Easily broken or crumbled.

friars' balsam (*fri'arz bawl'-sam*). The compound tincture of benzoin.

friction (*frik'-shun*) [*fricare,* to rub]. 1. The act of rubbing. The process, in medicine, called shampooing. Also the inunction of a medicinal substance by rubbing. 2 In massage, firm circular manipulations, always followed by centripetal strokings. Friction may be practised with the thumb, with the tips of the fingers, or with one hand. **f.-fremitus.** See *fremitus.* **f.-sound,** the sound observed in auscultation, as a result of the rubbing together of adjacent parts, as of the pleural folds, the pericardium, or the peritoneum, when the layers are dry or roughened.

frictional electricity (*frik'-shun-al*). *Static electricity.*

Friedlaender's bacillus (*frēd'-len-der*) [Carl *Friedlaender,* German pathologist, 1847–1887]. *Bacillus pneumoniæ.*

Friedlaender's decidual cells (*frēd'-len-der*) [Max *Friedlaender,* German physician 1841– The large connective-tissue cells of the uterine] mucosa that form the compact layer of the uterine decidua. **F.'s disease,** obliterative arteritis.

Friedmann's disease (*frēd-mahn*) [Max *Friedmann*, German physician 1858–1925]. Relapsing infantile spastic spinal paralysis.

Friedmann's vasomotor symptom-complex. A train of symptoms following injury to the head, consisting of headache, vertigo, nausea, and intolerance of mental and physical exertions and of galvanic excitation; it is occasionally associated with ophthalmoplegia and mydriasis. These phenomena may subside and recur with greater intensity, with fever, unconsciousness, and paralysis of the cranial nerves, ending in fatal coma. Probably due to slow developing encephalitis with acute exacerbations.

Friedman's test for pregnancy. A modified Zondek-Aschheim test Inject intravenously 4 cc. of the urine of the suspect twice daily for two days into a virgin mature rabbit. If its ovaries then contain fresh corpora lutea or blood, the woman is pregnant.

Friedreich's ataxia (*frēd'-rīk*) [Nicholas *Friedreich*, German physician, 1825–1882]. See *F.'s disease*. **F.'s change of pitch,** at the height of deep inspiration the tympanitic sound over pulmonary cavities becomes higher in pitch. **F.'s disease.** 1. Hereditary ataxia. 2. Paramyoclonus multiplex. **F.'s foot,** talipes cavus, with hyperextension of the toes, observed in hereditary ataxia. **F.'s sign,** diastolic collapse of the jugular veins in adherent pericardium.

fright (*frīt*). Sudden and extreme fear. **f.-neuroses,** certain neuromimetic disorders following injury; generally considered under the name of "traumatic hysteria." **f., precordial,** the precordial sensations of anxiety felt immediately before an attack of melancholic frenzy.

frigidity (*frij-id'-si-e*) [*frigus*, cold]. Coldness; absence of sexual desire.

frigolabile (*fri-go-lāb'-l*). Subject to being destroyed by a low temperature.

frigorific (*frig-or-if'-ik*) [*frigus*, cold; *facere*, to make]. Producing extreme cold.

frigorism (*frig'-or-izm*) [*frigor*, cold]. A condition resulting from excessive cold upon the body.

frigostabile (*fri-go-stābl'*). Not subject to being destroyed by a low temperature.

frigotherapy (*frig-o-ther'-ap-e*) [*frigus*; θεραπεῖα, therapy] The treatment of disease by cold

Frisch's bacillus [Anton *Frisch*, Austrian surgeon, 1849–1917]. A bacillus found in rhinoscleroma.

Froehde's reaction for proteins. A dark-blue coloration is produced by heating a solid protein with sulphuric acid containing molybdic acid.

Froehde's reagent (*frō'-deh*). Sodium molybdate 1 Gm. dissolved in 1000 Cc. of concentrated sulphuric acid; used for the detection of morphine and other alkaloids.

Froehlich's syndrome (*fre'-lik*) [Alfred *Froehlich*, Austrian neurologist]. Dystrophia adiposogenitalis.

frog-belly. Flaccid abdomen of children suffering from rickets, or atony of the abdominal cells the result of dyspepsia. **f.-face,** a facial deformity due to growth of polypi or other tumors in the nasal cavities. A temporary condition of this kind may be due to orbital cellulitis or facial erysipeles. **f., salt-.** See *salt-frog* **f.-tongue,** ranula. **f.-unit,** the smallest quantity of digitalis which will kill a frog of 30 Gm. in exactly 30 minutes.

Frohmann's solution. A local anesthetic, dental, of cocaine hydrochloride, 0.2; morphine hydrochloride, 0.25; sodium chloride, 0.2; antipyrine, 1–2; guaiacol, 2 drops; distilled water, 100

Frohn's reagent (*frōn*) [Damianus *Frohn*, German physician, 1843–]. Add 7 Gm. of potassium iodide and 10 Cc. of hydrochloric acid to 1.5 Gm. of freshly precipitated bismuth subnitrate which has been treated with 20 Cc. of water and heated to the boiling-point.

Froin's syndrome (*froin'*). The cerebrospinal fluid is yellow in color, coagulates rapidly, and contains globulin and an excess of lymphocytes

frôlement (*frōl-mon(g)*) [Fr.]. 1. A brushing; in massage, a succession of slow, backward-and-forward movements, as from a center to a periphery, and the reverse. It is done with the palmar surface of the fingers, or with the roulet. 2. A rustling sound heard in auscultation.

Frommann's lines (*from'-an*) [Carl *Frommann*, German anatomist, 1831–1892]. Transverse lines or striæ appearing on the axis-cylinder of medullated nerve-fibers, near the nodes of Ranvier, after the fibers have been stained with silver nitrate.

Frommel's operation (*from'-el*) [Richard *Frommel*, German gynecologist, 1854–1912] Shortening of the utero-sacral ligaments by the abdominal route, for retrodisplacements of the uterus.

Frommer's dilator (*from'-er*). An instrument for dilating the cervix uteri.

Frommer's test for acetone (*from'-er*). Render 10 Cc. of urine strongly alkaline by means of potassium hydroxide, add 10 to 12 drops of a 10% solution of salicylaldehyde in absolute alcohol, and warm the mixture to about 70° C. If acetone be present the fluid becomes yellow, then red, purplish-red, and, on long standing, dark red.

frons (*fronz*) [L.· *gen., frontis*] The forehead.

frontad (*front'-ad*) [*front; ad*, to]. Toward the frontal aspect

frontal (*front'-al*) [*front*]. 1. Pertaining to the anterior part or aspect of an organ or body. 2. Belonging to the forehead. **f. bone,** the anterior bone of the skull and superior bone of the face. **f. eminence.** See *eminence, frontal*. **f. lobe.** See *lobe, frontal*. **f. section.** See *section, frontal*. **f. sinuses,** the hollow air-spaces in the frontal bone. **f. suture.** See *suture, frontal*.

frontalis muscle (*fron-ta'-lis*) [*frontalis*, of the forehead]. The frontal portion of the occipitofrontal muscle. See *muscles, table of*.

fronten (*fron'-ten*) [*frons*, the forehead]. Belonging to the frontal bone in itself.

frontier sore. Oriental boil.

fronto- (*fron-to-*) [*frons*, forehead]. A prefix denoting anterior position or expressing a relation with the forehead.

frontomalar (*fron-to-ma'-lar*). Relating to the frontal and to the malar bones. **f. suture.** See *suture, frontomalar*.

frontomaxillary (*fron-to-mak'-sil-a-re*). Relating to the frontal bone and the upper jaw bones.

frontomental (*fron-to-men'-tal*). Running from the top of the forehead to the point of the chin or relating to the forehead and chin.

frontonasal (*fron-to-na'-sal*). Pertaining to the frontal and nasal bones.

frontonuchal (*fron-to-nū'-kal*). Relating to the forehead and the nape of the neck.

frontooccipital (*fron-to-ok-sip'-it-al*). Pertaining to the forehead and the occiput, or on the frontal and occipital bones.

frontoparietal (*fron-to-pa-rī'-e-tal*). Relating to the frontal and parietal bones.

frontotemporal (*fron-to-tem'-po-ral*). Relating to the frontal and temporal bones.

front-tap contraction (*frunt'-tap*). Contraction of the gastrocnemius muscle when the muscles of the front of the leg are tapped.

Froriep's ganglion (*fro'-rĕp*) [August, *Froriep*, German anatomist, 1849–]. A rudimentary ganglion occasionally found in connection with one or more of the roots of the hypoglossal nerve. **F.'s induration,** myositis fibrosa.

frost-bite. The morbid condition of a part the result of extreme cold.

frosted feet (*fros'-ted*). See *chilblain*.

frost-itch. A name for pruritus hiemalis.

froth. Foam, **f., bronchial,** that coming to the mouth from the bronchial tubes, as in asthma.

frottage (*frot-ahzh'*) [Fr.]. 1. Massage, rubbing. 2. A form of sexual perversion in which the orgasm is induced by simply rubbing against or toying with the clothing of women. An individual so afflicted is called a *frotteur*.

frotteur (*frot-ur'*) [Fr]. See *frottage* (2).

F. R. S. Abbreviation for *Fellow of the Royal Society*. **F. R. S. E.** Abbreviation for *Fellow of the Royal Society of Edinburgh*.

fructolax (*fruk'-to-laks*). A laxative preparation containing paraffins and fruit conserve.

fructose (*fruk'-tōs*). See *levulose*.

fructosuria (*fruk-to-su'-re-ah*) [*fructus*, fruit; οὖρον, urine]. The presence of levulose (fruit-sugar) in the urine.

frugivorous (*froo-jiv'-or-us*) [*frux*, fruit, *vorare*, to devour]. Fruit-eating.

fruit (*froot*) [*fructus*, fruit]. 1. The developed ovary of a plant, especially the succulent, fleshy parts gathered about the same. 2. The offspring of animals. **f.-sugar.** See *levulose*.

fruitarian (*froot-ār'-e-an*). One who lives mainly on fruits; milk and nuts are often included.

frumentaceous (*fru-men-ta'-she-us*) [*frumentum*, grain] Belonging to or resembling grain.

frumentum (*fru-men'-tum*) [L.]. Wheat or other grain **frumenti, spiritus** (U. S. P), whisky.

ft. Abbreviation of *fiat* or *fiant*, L. "let there be made."

Fuchs' coloboma (*fooks*) [Ernst *Fuchs*, German ophthalmologist, 1851–1930]. A small crescentic defect of the choroid at lower border of the optic disc. **F.'s optic atrophy,** peripheral atrophy of the bundles composing the optic nerve.

fuchsin, fuchsine (*fook'-sin*) [Leonhard *Fuchs*, German botanist, 1501–1566]. $C_{20}H_{19}N_3.C_2H_4O_2$. The hydrochloride or acetate of rosanilin, a lustrous, green, crystalline salt, imparting an intense red color to solutions. Used as a stain in microscopy; has been used internally in albuminuria. Dose $\frac{1}{10}$–$\frac{1}{6}$ gr. (0.006–0.01 Gm.). **f. bodies.** See *Russell's bodies*

fuchsinophil, fuchsinophile (*fook-sin'-o-fil*) [*fuchsin*; φιλεῖν, to love]. Stainable with fuchsin.

Fucus (*fū'-kus*) [φῦκος, seaweed]. A genus of marine algæ, the rockweeds. *F tesiculosus*, bladder-wrack, sea-wrack, is used in goiter; glandular enlargements, and in obesity, under the names of *antifat*. Dose of the *solid extract* 10 gr. (0.65 Gm); of *fluidextract* 1–2 dr. (4–8 Cc.).

fucusaldehyde, $C_4H_4O_2$. Any oily compound from fucus.

fucusol (*fū'-kus-sol*). Same as *fucusaldehyde*.

Fuerbringer's reaction for albumin (*fūr'-bring-er*) [Paul *Fuerbringer*, German physician, 1849–1930]. Gelatin capsules holding the double salt of mercuric chloride and sodium chloride with citric acid, opened at both ends and introflocculent precipitate in the presence of albumin. **F.'s sign,** a subphrenic abscess may be distinguished from a collection of pus above the diaphragm by the transmission, in case of the former, of the respiratory movements to a needle inserted into the abscess

Fuerstner's disease (*ferst'-ner*) [C. *Fuerstner*, German physician, 1848–]. Pseudospastic paralysis accompanied by tremor.

fugacious (*fū-ga'-shus*) [*fugere*, to flee]. In biology, falling off, or fading early; fleeting; fugitive.

fugitive (*fū'-jit-iv*). 1. Wandering, as *e. g.*, a pain. 2. Transient.

fugue (*fūg*) [*fuga*, a fleeing]. A state during which a patient, for a certain period of time, seemingly acts in a conscious way; travels perhaps; works; etc., and generally behaves naturally; yet, afterward he has no conscious remembrance of this period, nor his conduct during it.

Fuh's test for albumin. Equal volumes of non-albuminous urine and a mixture of equal parts of phenol and glycerol form an emulsion which clears up on agitation, leaving a transparent and highly refractive liquid. Equal volumes of albuminous urine and this solution when mixed produce a white turbidity which remains in spite of agitation and does not precipitate. The test will show 0 1% of albumin.

Fukala's operation (*fū-kal'-ah*) [Vincenz *Fukala*, German ophthalmologist –1913]. Extraction of the crystalline lens in high degree of myopia.

fulgurant (*ful'-gū-rant*) [*fulgur*, lightning]. Lightning-like. **f. pains,** pains that are excruciating and come on with lightning-like suddenness, and disappear as quickly.

fulguration (*ful-gū-ra'-shun*) [see *fulgurant*]. 1. Lightning-stroke. 2. Sensation of darting pain. 3. Treatment of malignant tumors by means of a high-frequency current of high tension and relatively low amperage applied with a cooled long spark to the area from which the malignant growth has been removed.

fuliginous (*fū-lij'-in-us*) [*fuliginosus*, full of soot]. Smoke-like; very dark; soot-colored; applied to lips that are covered with dry, black crusts, as a "fuliginous coating "

fullers' earth (*ful'-erz urth*). A siliceous non-fictile clay, used in the fulling of cloth, on account of its soapy quality; it was formerly used as an absorbent, like bole.

Fuller's operation (*ful'-er*) [Eugene *Fuller*, American surgeon]. Incision of the seminal vesicles.

fulling (*ful'-ing*). In massage, a valuable method of kneading, named from the motion used by fullers in rubbing linen between their hands. It consists in holding the limb between the palms of both hands, with the fingers fully extended, and making a rapid to-and-fro movement with each, the result being that the limb is rolled back and forth between the hands.

fulmargin (*ful-mar'-jin*). A colloidal silver prepared by electric di sociation.

fulminant, fulminating (*ful'-min-ant, ful'-min-ating*) [see *fulgurant*]. Sudden, severe, and rapid in course, as *fulminant* glaucoma.

fumigation (*fū-mig-a'-shun*) [*fumigare*, to smoke]. Disinfection by exposure to the fumes of a vaporized disinfectant.

fuming (*fū'-ming*) [*fumus*, smoke]. Emitting smoke or vapor.

function (*fungk'-shun*) [*fungi*, to perform]. 1. The normal or special action of a part. 2. The chemical character, relationships and general

functional (*fungk'-shun-al*). Pertaining to the special action of an organ. **f. disease,** a derangement of the normal action of an organ without structural alteration.

funda (*fun'-dah*) [L., "a sling;" pl., *fundæ*]. A four-tailed bandage.

fundal (*fun'-dal*) [*fundus*]. Pertaining to the fundus. **f. placenta,** a placenta normally attached near the fundus of the uterus.

fundal (*fun'-dal*). An ointment base, consisting of wool-fat, petrolatum and water.

fundament (*fun'-dam-ent*) [*fundus*]. 1. The foundation or base of a thing. 2. The anus.

fundamental (*fun-dam-ent'-al*) [*fundament*]. Pertaining to the foundation; elementary, essential. **f. tissue,** in biology, unspecialized parenchyma; those tissues of a plant through which the fibrovascular bundles are distributed.

fundic (*fun'-dik*). Pertaining to the fundus.

fundiform (*fun'-de-form*) [*funda,* a sling; *forma,* shape]. Shaped like a sling.

fundus (*fun'-dus*) [L., "the bottom"]. The base of an organ; the part farthest removed from the opening of the organ. **f. glands,** microscopic tubular glands in the cardiac portion of the gastric mucous membrane. **f. oculi,** the posterior portion of the interior of the eye seen by the ophthalmoscope. **f. of gall-bladder,** the wide anterior end. **f.-reflex test.** See *retinoscopy.* **f. uteri,** the part of the uterus remotest from the cervix. **f. ventriculi,** the large rounded cul-de-sac cephalad to the cardia of the stomach, when the organ is dilated. **f. vesicæ,** the floor or *basfond* of the urinary bladder.

fungal (*fun'-gal*). Belonging to or like fungi.

fungate (*fun'-gāt*) [*fungus*]. 1. To grow up rapidly, like a fungus, as certain pathologic growths. 2. A salt of fungic acid.

fungating (*fun'-gāt-ing*). Applied to ulcers assuming a fungous appearance.

fungi (*fun'-ji*). Plural of fungus.

fungicide (*fun'-ji-sīd*) [*fungus; cædere,* to kill]. 1. Destructive to fungi; bactericide. 2. An agent that destroys fungi or bacteria.

fungiform (*fun'-jif-orm*) [*fungus; forma,* form]. Having the form of a mushroom, as the *fungiform* papillæ of the tongue.

fungisterol (*fun-jis'-ter-ol*). See *ergosterol.*

fungoid (*fun'-goid*) [*fungus; εἶδος,* likeness]. Resembling a fungus.

fungosity (*fun-gos'-it-e*) [*fungus*]. A soft excrescence.

fungous (*fung'-gus*) [*fungus,* a toadstool]. Having the appearance or qualities of a fungus; excrescent, soft and swiftly-growing.

fungus (*fun'-gus*) [L.]. 1. One of the lowest orders of plants, without stems, leaves, or roots, and destitute of chlorophyl. The chief classes of fungi are the molds, or *Hyphomycetes,* the yeasts, or *Saccharomycetes,* and the bacteria, or *Schizomycetes.* 2. A spongy, morbid excrescence, as proud flesh. **f. articuli.** See *arthritis fungosa.* **f. of brain,** hernia cerebri. **f. of dura mater,** a tumor of malignant nature springing from the dura and perforating the skull and its integuments. **f.-foot.** See *Madurafoot.* **f. hæmatodes,** a bleeding tumor, generally a soft carcinoma. **f., ray-,** the actinomyces.

funic (*fū'-nik*) [*funis*]. Pertaining to the funis.

funicle (*fū'-nik-l*) [*funis*]. A slender cord.

funicular (*fū-nik'-ū-lar*) [*funis*]. Relating to the umbilical or spermatic cord. **f. process,** the portion of the tunica vaginalis that surrounds the spermatic cord.

funiculate (*fū-nik'-ū-lāt*). Furnished with a funiculus.

funiculitis (*fū-nik-ū-li'-tis*) [*funiculus;* ιτις, inflammation]. Inflammation of the spermatic cord. Cf. *Neurodocitis.*

funiculopexy (*fū-nik-ū-lo-pek'-se*) [*funis;* πῆξις, a fixing]. Suturing the spermatic cord to the neighboring tissues; done in cases of undescended testicle.

funiculus (*fū-nik'-ū-lus*) [dim. of *funis,* a cord: *pl., funiculi*]. 1. A cord-like structure, as the spermatic cord or the umbilical cord. 2. A bundle of nerve-fibers in a sheath of perineurium. 3. A name for the different columns of the spinal cord and medulla oblongata, as the *funiculus cuneatus, funiculus gracilis, funiculus of Rolando, funiculus teres.* **f., cuneate lateral, f. of Rolando,** a longitudinal prominence on the surface of the oblongata, between the cuneate funiculus and the line of roots of the spinal accessory nerve. **f. cuneatus,** the continuation into the oblongata of the posterolateral column of the cord; the column of Burdach. **f. gracilis,** the continuation into the oblongata of the posteromedian column of the cord; the column of Goll. **f. solitarius,** a bundle of nerve fibers in the medulla made up of the descending fibers of the glossopharyngeal, facial, and vagus nerves. **f. teres,** a column on each side of the median furrow on the floor of the fourth ventricle. Syn., *corpus teres; fasciculus teres.*

funis (*fū'-nis*) [L.]. A cord; the umbilical cord.

funnel (*fun'-el*). 1. A wide-mouthed, conical vessel ending in an open tube, used to transfer liquids from one vessel to another, and as a support for paper filters. **f.-breast, f.-chest.** See *breast, funnel-.* **f.-drainage,** drainage of diseased parts by means of funnels. **f.s, Golgi's, f.s, Golgi and Rezzonico's,** funnel-shaped structures composed of spiral threads described by Golgi and others as surrounding the axis-cylinder of a myelinic nerve-fiber and supporting the myelin. They appear to be artificially produced in the process of staining. **f., nephridial,** the funnel-shaped beginning of a renal tubule.



Separatory Funnel.

funny bone (*fun'-e-bōn*). The internal condyle of the humerus. Being crossed superficially by the ulnar nerve, blows upon it give an unpleasant sensation to the hand.

fur. A coating of morbid matters, including an increased amount of epithelium, seen upon the tongue in various conditions of disease.

furca (*fur'-kah*) [L., a fork]. A fork. **f. orbitalis,** the orbital fork; one of the earliest signs of the orbit seen in the embryo; it is a mere trace of bifurcated bony tissue.

furcal, furcate (*fur'-kal, fur'-kāt*) [*furca,* a fork]. Forked; divided into two equal branches.

furcula, furculum (*fur'-kū-lah, -lum*). A forked elevation in the floor of the embryonic pharynx; the joined clavicles of a bird; wishbone.

furfur (*fur'-fur*) [L.]. Dandruff or porrigo; scurf; the bran of flour. **f., microsporon.** See *tinea versicolor.*

furfuraceous (*fur-fū-rā'-she-us*) [*furfur*, bran]. Resembling the scales of bran, as *furfuraceous* desquamation.

furfural, furfuraldehyde (*fur'-fū-ral, fur-fū-ral'-de-hīd*). See *furfurol.*

furfurol (*fur'-fū-rol*) [*furfur*, bran; *oleum*, oil], $C_5H_4O_2$. A distillation-product from bran, sugar, etc. **f. reaction for proteids,** furfurol is produced on heating proteids with sulphuric acid.

furfuron (*fur'-fur-on*). A proprietary liniment for gout and rheumatism said to consist of soap, camphor, salicylic acid, acetic ether, ammonia, and extract of peppermint.

furfurous (*fur'-fur-us*). See *furfuraceous.*

furibund (*fū'-re-bund*) [*furibundus*, raging]. Raging; maniacal: applied to certain insane patients.

furonculine (*fū-rong'-kū-lēn*). Trade name of a specially prepared dry powdered yeast.

furor (*fū'-ror*) [L.]. Madness; fury; a maniacal attack. **f. amatorius,** excessive sexual desire **f. epilepticus,** epileptic insanity. **f. femininus.** See *nymphomania.* **f. genitalis.** Same as *erotomania.* **f. secandi,** same as tomomania. **f. transitorius.** See *mania, transitory.* **f. uterinus.** See *nymphomania.*

furred (*furd*). Having an abnormal coating of granular or epithelial scales and other matter; as a furred tongue.

furrow (*fur'-o*) [AS., *furh*, a groove]. A groove. **f., digital,** one of the transverse lines or furrows on the palmar surface of the fingers. **f., genital,** a groove appearing on the genital tubercle of the fetus at the end of the second month. **f.s, interventricular,** two longitudinal grooves separating the two ventricles of the heart. **f.s, Liebermeister's,** depressions on the superior surface of the liver due to pressure of the ribs.

furuncle (*fū'-rung-kl*). A boil. See *furunculus.*

furuncular (*fū-rung'-kū-lar*) [*furuncle*]. Pertaining to a furuncle. **f. diathesis.** See *furunculosis.*

furunculin (*fū-rung'-kū-lin*). A preparation of yeast intended for use in furuncles, gastric and intestinal catarrhs, etc.

furunculoid (*fū-rung'-kū-loid*). Resembling a furuncle or boil.

furunculosis (*fū-rung-ku-lo'-sis*) [*furunculus*]. A condition associated with the formation of furuncles.

furunculous (*fū-rung'-kū-lus*) [*furunculus*, a boil]. Characterized by a continuous production of furuncles.

furunculus (*fū-rung'-kū-lus*) [L.]. A furuncle. A local inflammatory affection, commonly involving a skin-gland or hair-follicle, and ending in suppuration. It begins with a painful induration, followed by swelling, suppuration of the corium and subcutaneous connective tissue, and the discharge of a central slough or core. **f. anthracoides,** a small carbuncle. Syn., *anthracoid furuncle.* **f. gangrænescens, f. gangrænosus,** anthrax. **f. malignus,** anthrax. **f. orientalis,** a disease marked by the successive formation of papule, tubercle scab, and sharply circumscribed ulcer on the face, especially the cheeks and angles of the mouth. It is common along the shores of the Mediterranean Sea. Syn., *Aleppo boil; Bagdad boil; Biskra-button; Delhi boil; Natal sore; Oriental boil*; *Pendjeh sore.* **f. vespajus,** a large, indolent furuncle bearing a fancied resemblance to a wasp's nest from its having a number of openings through which it suppurates.

fuscin (*fūs'-in*) [*fuscus*, dark]. The black pigment of the retina.

fusel oil (*fū'-zel*), $C_5H_{11}HO$. Amyl-alcohol. An oily liquid of strong odor. It is an ingredient of crude alcohol obtained by distilling grain and potatoes.

fusible (*fūz'-ib-l*) [*fusus*, to melt]. Capable of being melted. **f. calculus,** a calculus that can be liquefied by heat.

fusiform (*fūz'-if-orm*) [*fusus*, a spindle; *forma*, shape]. Spindle-shaped. **f. lobule,** the convolution on the median aspect of the brain below the collateral fissure.

fusion (*fū'-zhun*) [*fundere*, to pour out]. The process of melting; the act of uniting or cohering.

fusocellular (*fū-zo-sel'-ū-lar*) [*fusus*, a spindle; *cella*, a cell]. Spindle-celled.

fustigation (*fus-tig-a'-shun*) [*fustigare*, to beat]. Flogging. **f., electric,** an application of electricity in which the surface of the body is rapidly tapped with the electrodes of an induced current.

fustin (*fus'-tin*) [*fustus*, a knotted stick], $C_{15}H_{10}O_6$. A yellow crystalline coloring-matter obtained from *Rhus cotinus.*

fututio (*fū-tū'-she-o*) [L.]. Sexual intercourse.

fututrix (*fū-tū'-triks*) [L.]. A female who practises tribadism.

fuzzball (*fuz'-bawl*). See *Bovista.*

g. Abbreviation of *gram.*

Ga. Chemical symbol for the element gallium.

Gabbet's method (*gab'-et*) [Henry Singer *Gabbet*, English physician]. *For staining tubercle bacilli:* the dried and fixed preparation is placed for 10 minutes in a solution consisting of fuchsin, 1 part; alcohol, 10 parts; phenol, 5 parts; distilled water, 100 parts; then dried with filter-paper and placed for 5 minutes in a second solution of methylene-blue, 2 parts; sulphuric acid, 25 parts; distilled water, 100 parts; it is then washed and dried. If the stain has been successful, the preparation will have a faint blue color. In the case of sections, dehydrate with alcohol; clear and mount. A good and quick method.

gabianol (*gab'e-an-ol*) [*Gabian*, a village in France; *oleum*, oil]. Name of a mineral oil, said to be of use in phthisis.

Gaboon ulcer (*gab-oon'*) [*Gaboon*, the French Congo, in Africa]. A tropical ulcer, resembling a syphilitic ulcer.

Gadberry's mixture. A combination of iron sulphate; 100 gr.; quinine sulphate, 100 gr.; nitric acid, 100 min.; potassium nitrate, 300 gr.; water enough to make 16 oz. In the N. F. it is called mistura splenetica.

gadinine (*gad'-in-ĕn*), $C_7H_{17}NO_6$. A ptomaine obtained from decomposing haddock and also from cultures of the bacteria of human feces.

gadiol (*gad'-e-ol*) [*gadus*]. A preparation of cod-liver oil.

gadolinite (*gad'-o-lin-īt*) [Johan *Gadolin*, Finnish chemist, 1760–1852]. A mineral containing gadolinium, beryllium and yttrium.

gadolinium (*gad-o-lin'-e-um*). See *elements, table of chemical.*

gaduin (*gad'-ū-in*) [*gadus*], $C_{36}H_{68}O_6$. A fatty principle occurring in cod-liver oil.

gaduol (*gad'-ū-ol*). See *morrhuol.*

Gadus (*ga'-dus*) [γάδος, the whiting]. A genus of fish. **G. morrhua**, the cod; a fish from the livers of which cod-liver oil is obtained.

Gaertner's bacillus (*gairt'-ner*) [August *Gaertner*, German bacteriologist, 1848–]. *Bacillus enteritidis.*

Gaertner's tonometer (*gairt'-ner*) [Gustav *Gaertner*, Austrian physician, 1855–]. An appliance for estimating blood-pressure; it shows the force required to stop pulsation in a finger.

Gaffky's table (*gaf'-ke*) [Georg Theodor August *Gaffky*, German bacteriologist, 1859–1918]. A table by means of which the prognosis in cases of tuberculosis may be made by estimating the number of tubercle bacilli in the sputum. The cases are classified by Lawrason Brown as follows: I. Only one to four bacilli in whole preparation; II. Only one on an average in many fields; III. Only one on an average in each field; IV. Two or three on an average in each field; V. Four to six on an average in each field; VI. Seven to twelve on an average in each field; VII. Thirteen to twenty-five on an average in each field; VIII. About fifty on an average in each field; IX. About 100 on an average in each field.

gaffkya (*gaf'-ke-ah*) [*gaffky*]. A genus of Coccaceæ. **g., tetragena** (formerly, *Micrococcus tetragenus*). See Catarrh in table on p. 1496.

gafsa button (*gaf'-sah*). See *furunculus orientalis.*

gag [ME., *gaggen*, to gag]. 1. An instrument placed between the teeth to prevent closure of the jaws. 2. To retch, or attempt to vomit.

Gage's test for bacterium coli in water. Dissolve 100 Gm. of dextrose and 50 Gm. of peptone in a liter of boiling water; when cool, filter through paper until clear and add 0.25 % of phenol. To 100 Cc. of the water to be tested add 10 Cc. of the dextrose broth and place in an incubator at 38° C. for 20 hours. If *Bacterium coli* is present, there will be a bead on the surface. Give the bottle one vigorous shake and place it before a window. Gas will separate from the liquid and be seen rising to the surface.

galacyl (*gi'-as-il*). See *guaiacyl.*

galethol (*gi'-eth-ol*). See *guaethol.*

gait (*gāt*) [Icel., *gata*, a way]. The manner of walking. **g., ataxic**, a gait in which the foot is raised high, thrown forward, and brought down suddenly, the whole sole striking the ground at once. **g., cerebellar**, a gait associated with a staggering movement. **g., cow**, a swaying movement due to knock-knee. **g., equine**, that of peroneal paralysis in which the foot is raised by flexing the thigh on the abdomen. **g., frog**, the hopping gait of infantile paralysis. **g., paraparetic**, that observed in chronic myelitis in which the steps are short and the feet dragged, from inability to lift them. **g., paretic**, a gait in which the steps are short, the feet dragged, the legs held more or less widely apart, and, as the disease progresses, there are uncertainty, shuffling, and staggering. **g., spastic**, a gait in which the legs are held close together and move in a stiff manner, and the toes tend to drag and catch. **g., steppage**, a gait observed in certain neurotic conditions, in which the foot is thrown forcibly forward, the toe lifted high in the air, the heel being first brought down and then the entire foot. **g., tabetic.** See *g., ataxic.* **g., waddling**, that of pseudohypertrophic paralysis, resembling the gait of a duck.

gala- (*gal-ah-*) [γάλα, milk]. A prefix denoting relating to milk.

galactacrasia (*gal-ak-tak-ra'-se-ah*) [*gala-*; ἀ, priv.; κρᾶσις, mixture]. Defect or abnormality in the composition of the milk.

galactagogue, galactagog (*gal-ak'-tag-og*) [*gala-*; ἀγωγος, leading]. 1. Inducing the secretion of milk. 2. An agent that increases the secretion of milk.

galactan (*gal-ak'-tan*). A complex carbohydrate capable of forming galactose by hydrolysis.

galactangioleucitis (*gal-ak-tan-je-o-lū-si'-tis*) [*gala-*; ἀγγειον, vessel; λευκός, white]. Lymphangitis associated with lactation.

galactapostema (*gal-ak-tap-os-te'-mah*) [*gala-*; ἀπόστημα, abscess: pl., *galactopostemata*]. Milk-

abscess; mammary abscess associated with lactation.

galactase (*gal-ak'-tās*) [γάλα, milk]. An enzyme of milk. It is a normal constituent, is soluble, and is active in ripening cheese.

galactedema (*gal-ak-te-de'-mah*) [*gala-*; οἴδημα, a swelling]. Swelling of the breast due to accumulation of milk within it.

galacthemia (*gal-ak-the'-me-ah*) [*gala-*; αἷμα, blood]. 1. A milky state or appearance of the blood. 2. Bloody milk, or the giving of bloody milk.

galactic (*gal-ak'-tik*) [*gala-*]. Relating to or promoting the flow of milk.

galactidrosis (*gal-ak-tid-ro'-sis*) [*gala-*; ἱδρώς, sweat]. The sweating of a milk-like fluid.

galactin (*gal-ak'-tin*) [*gala-*]. 1. Same as *lactose*. 2. An amorphous substance obtainable from milk.

galactischia (*gal-ak-tisk'-eah*) [*gala-*; ἴσχειν, to suppress]. Suppression of the secretion of milk; galactoschesis.

galactoblast (*gal-ak'-to-blast*) [*gala-*; βλαστός, a germ]. A peculiar fat-containing globule found in the acini of the mammary gland; a colostrum corpuscle.

galactocele (*gal-ak'-to-sēl*) [*gala-*; κήλη, tumor]. 1. A cystic tumor of the female breast due to a collection of milk resulting from closure of a milk-duct. 2. Hydrocele with milky contents

galactochloral (*gal-ak-to-klo'-ral*), $C_6H_4Cl_3O_6$. A mixture of galactose and chloral heated in presence of hydrochloric acid, similar to chloralose.

galactoglycosuria (*gal-ak-to-gli-ko-sū'-re-ah*) [*gala-*; *glycosuria*]. Glycosuria dependent upon lactation.

galactoid (*gal-ak'-toid*) [*gala-*; εἶδος, form]. Resembling milk.

galactolipin (*gal-ak-to-li'-pin*). A combination of galactose and lipin.

galactoma (*gal-ak-to'-mah*) [*gala-*; ὄμα, a tumor. *pl.*, *galactomata*]. Same as *galactocele*.

galactometastasis (*gal-ak-to-met-as'-tas-is*). See *galactoplania*.

galactometer (*gal-ak-tom'-et-er*). See *lactometer*.

galactoncus (*gal-ak-tong'-kus*) [*gala-*; ὄγκος, a swelling]. Same as *galactocele*.

galactopathy (*gal-ak-top'-ath-e*) [*gala-*; πάθος, disease]. 1. The application of a wet pack of warm milk (not boiled), used in the Transvaal, South Africa, in zymotic diseases. 2. Galactotherapy.

galactophagous (*gal-ak-toff'-ag-us*) [*gala-*; φαγεῖν, to eat]. Subsisting on milk.

galactophlysis (*gal-ak-tof'-lis-is*) [*gala-*; φύσις, eruption] 1. A vesicular eruption containing a milk-like fluid. 2. Crusta lactea.

galactophora (*gal-ak-toff'-or-ah*) [*gala-*; φέρειν, to bear]. Remedies that increase the secretion of milk.

galactophore (*gal-ak'-to-fōr*) [see *galactophora*]. A milk duct.

galactophoritis (*gal-ak-toff-or-i'-tis*) [*gala-*; φέρειν, to bear; ιτις, inflammation]. Inflammation of a milk-duct.

galactophorous (*gal-ak-toff'-or-us*) [*gala-*; φέρειν, to bear]. Milk-bearing. **g. ducts**, the excretory ducts of the mammæ.

galactophorus (*gal-ak-toff'-or-us*) [*gala-*; φέρειν, to bear]. An artificial nipple placed over the natural organ in order to facilitate sucking and also to protect the natural nipple when abraded.

galactophthisis (*gal-ak-toff'-this-is*) [*gala-*; φθίσις, consumption]. Emaciation and debility due to excessive secretion of milk.

galactophyga (*gal-ak-toff'-ig-ah*) [*gala-*; φεύγειν, to shun]. Remedies employed to arrest the secretion of milk.

galactophygous (*gal-ak-tof'-ig-us*) [*gala-*; φυγή, flight]. Arresting the secretion of milk.

galactoplania (*gal-ak-to-pla'-ne-ah*) [*gala-*; πλάνη, a wandering]. The metastasis of milk; a disease due to the suppression of lactation and the metastasis of the milk.

galactoplerosis (*gal-ak-to-ple-ro'-sis*) [*gala-*; πλήρωσις, a filling]. Distention of the breast from hypersecretion of milk, or from closure of the milk-ducts.

galactopoietic (*gal-ak-to-poi-et'-ik*) [*gala-*; ποιεῖειν, to make]. Inducing the secretion of milk; concerned in the secretion of milk.

galactoposia (*gal-ak-to-po'-ze-ah*) [*gala-*; πόσις, drinking]. The treatment of diseases by the use of a milk-diet; the milk-cure.

galactopyretic (*gal-ak-to-pi-ret'-ik*) [*gala-*; πυρετός, fever]. Relating to milk-fever.

galactopyretus (*gal-ak-to-pi-re'-tus*) [*gala-*; πυρετός, fever]. Milk-fever.

galactorrhea, galactorrhœa (*gal-ak-tor-e'-ah*) [*gala-*; ῥοία, a flow] An excessive flow of milk.

galactoschesia (*gal-ak-to-ske'-ze-ah*). Galactoschesis.

galactoschesis (*gal-ak-tos'-kes-is*) [*gala-*; σχέσις, retention]. The retention or suppression of the milk.

galactoscope (*gal-ak'-to-skōp*). See *lactoscope*.

galactose (*gal-ak'-tōs*) [γάλα, milk], $C_6H_{12}O_6$. A sugar formed by boiling milk-sugar with dilute acids It readily reduces alkaline copper solutions and is fermentable with yeast.

galactosis (*gal-ak-to'-sis*) [γαλάκτωσις]. The secretion of milk.

galactostasia (*gal-ak-tos-ta'-ze-ah*). Galactostasis.

galactostasis (*gal-ak-tos'-tas-is*). 1. A suppression of the milk-secretion 2. A stasis of milk in a breast.

galactosuria (*gal-ak-to-sū'-re-ah*) [*galactose*; οὖρον, urine]. The passage of urine containing galactose.

galactosyrinx (*gal-ak-to-sir'-ingks*) [*gala-*; σύριγξ, a pipe]. Lacteal fistula.

galactotherapy (*gal-ak-to-ther'-ap-e*) [*gala-*; θεραπεῖα, treatment]. 1. The treatment of disease in suckling infants by the administration of remedies to the mother or wet-nurse. 2. Milk-cure.

galactotoxicon (*ga-lak-to-toks'-ik-on*). The active agent in poisonous milk.

galactotoxin (*gal-ak-to-toks'-in*). A basic poison generated in milk by the growth of microorganisms. See *tyrotoxicon*.

galactotoxism (*gal-ak-to-toks'-izm*) [*gala-*; τόξικον, poison]. Milk-poisoning.

galactotrophy (*gal-ak-tot'-ro-fe*) [*gala-*; τροφή, nourishment]. Nourishing with milk only.

galactozemia (*gal-ak-to-ze'-me-ah*) [*gala-*; ζημία, loss]. 1. Loss, diminution, or suppression of the milk by failure of secretion. 2. Loss of milk by wastage, oozing of milk from the nipple,

galactozymase (*gal-ak-to-zi'-māz*) [*gala-*; ζύμη, leaven]. A ferment found in milk capable of liquefying starch.

galactozyme (*gal-ak'-to-zīm*) [*gala-*; ζύμη, leaven]. A drink made by the fermentation of milk, as kefir, or kumiss; also milk fermented with common yeast.

galacturia (*gal-ak-tū'-re-ah*) [*gala-*; οὖρον, urine]. Milkiness of the urine; chyluria.

galalith (*gal'-al-ith*). An absorbent material made of casein and formol, and used for making rings employed in blood-vessel surgery.

galanga, galangal (*gal-an'-gah, gal'-an-gal*) [Chin.]. The rhizome of *Alpinia officinarum* and of *Kæmpferia galanga* (*greater galangal*). The active principles are a volatile oil and a resin; the actions are those of a stimulant aromatic. Dose 15–30 gr. (1–2 Gm.).

galangol (*gal-ang'-gol*). The active principle of galangal.

Galassi pupillary phenomenon. When the orbicularis palpebrarum is brought into energetic use and the eye closed with vigor, there is a narrowing of the pupil, which dilates when the eye is opened.

galazyme (*gal'-az-īm*) [*gala-*; ζύμη, leaven]. A fermented drink, made on the continent, from milk by adding to it sugar and a special ferment.

galbanum (*gal'-ban-um*) [Heb., *khelb nāh*, white milk]. 1. A gum-resin of *Ferula galbaniflua* and *F. rubricaulis*. It is expectorant, stimulant, and antispasmodic, and is useful in chronic bronchitis, amenorrhea, and chronic rheumatism. Locally it is employed in the form of a plaster for indolent swellings. Dose 10–20 gr. (0.65–1.3 Gm.). **g., compound pills of,** pills of asafetida, galbanum, myrrh, and syrup of glucose. **g. plaster,** galbanum, 16; turpentine, 2; Burgundy pitch, 6; lead-plaster, 76 parts.

Galbiati knife (*gal-be-ah'-te*) [Gennaro *Galbiati*, Italian obstetrician, 1776–1844]. A special knife used in the operation of symphyseotomy. **g.'s operation,** symphyseotomy with a double pelvitomy.

galbismin (*gal-biz'-min*). A proprietary substitute for iodoform.

galea (*ga'-le-ah*) [*galea*, helmet: pl., *galeæ*]. 1. A form of head-bandage. 2 Headache extending all over the head. 3. The aponeurotic portion of the occipito-frontal muscle. 4. The amnion or caul. **g. aponeurotica,** galea (3). **g. capitis,** galea (1) and (3).

galeamaurosis (*ga-le-am-aw-ro'-sis*) [γαλῆ, cat, weasel; ἀμαυρόειν, to darken]. See *amaurotic cat's eye*.

galeanthropy (*ga-le-an'-thro-pe*) [γαλῆ, cat, weasel; ἄνθρωπος, man]. A form of zoanthropy in which the patient believes himself to be transformed into or inhabited by a cat.

Galeati's glands (*gah-le-ah'-te*) [— *Galeati*, Italian physician, 1686–1775]. *See Lieberkühn's crypts.*

galega (*gal-e'-gah*) [γάλα, milk; ἄγειν, to lead]. Goat's-rue. A genus of plants belonging in the order *Leguminosæ*. *G. officinalis* is a European species said to be an efficient galactagogue. Dose of *fluidextract* 8–15 gr. (0.52–1.0 Gm.); of *tincture*, containing 6.5 % of extract, 50–100 min. (3.08–6.16 Cc.) 5 times daily.

galegol (*gal-e'-gol*). A proprietary preparation made from galega; used as a galactagogue.

galena (*ga-le'-nah*) [γαλήνη; lead ore]. 1. A remedy for poison. 2. Native lead sulphide.

Galenic, Galenical (*ga-len'-ik, -al*) [*Galen*]. Relating to or consistent with the teachings of Galen. Medicines were said to be galenic (*a*) when they were of vegetable origin, and not chemical or spagyric; (*b*) when they were designed for the use of human patients, and were not veterinary; (*c*) the term was often nearly equivalent to officinal, or official, in the modern sense of the latter word.

Galen's ampulla (*ga'-len*) [Claudius *Galenus*, Greek physician (in Rome), 130–200]. A dilatation of the vena magna Galeni, occurring in the middle of Bichat's fissure, between the splenium and the quadrigeminal bodies. It receives the two basilar and several small cerebral and cerebellar veins. **G.'s anastomosis.** See *G.'s nerve*. **G.'s bandage,** a six-tailed bandage for the head. **G.'s cardiac vein,** the anterior cardiac or right marginal vein. **G.'s cerate,** a cerate composed of white wax 1; oil of almonds 4; rose-water 3 **G.'s chancre.** See *Celsus' chancre*. **G.'s duct.** See *Botal, duct of*. **G.'s foramen,** the opening of the anterior cardiac vein in the right auricle. **G.'s nerve,** a small branch of the superior laryngeal nerve that passes along the posterior surface of the cricoarytenoideus posticus and anastomoses with the ascending branch of the inferior laryngeal nerve. **G.'s veins,** two large venous trunks formed by the deep cerebral veins; they unite to form the vena magna Galeni, which opens into the straight sinus. **G.'s ventricle.** See *Morgagni's ventricle*.



GALEN, 130–200 A. D.

galeophilia (*gal-e-o-fil'-e-ah*) [γαλῆ, cat; φιλία, affection]. Fondness for cats.

galeophobia (*gal-e-o-fo'-be-ah*) [γαλῆ, a cat; φόβος, fear]. A morbid fear of cats.

galeropia, or **galeropsia** (*gal-er-o'-pe-ah*, or *gal-er-op'-se-ah*) [γαλέρος, cheerful; ὄψις, vision]. A preternaturally clear and light appearance of objects due to some perversion of the visual apparatus.

galianconism (*ga-le-an'-ko-nizm*) [γαλιάγκων, a short-armed person]. Atrophy of the arm, with shortening.

Galium. 1. A genus of herbs. 2. An extract from the leaves of *G. aparine;* it is antiscorbutic and diuretic; used in epilepsy, jaundice, and dropsy. **G. verum,** ladies' bed-straw; it is a refrigerant.

gall (*gawl*) [AS., *gealla*, bile]. 1. The bile. 2. An excoriation. 3. Nut-gall or galla. **g.-bladder**, the pear-shaped sac on the under surface of the right lobe of the liver, constituting the reservoir for the bile. **g.-cyst**, the gall bladder. **g.-ducts**, the ducts conveying the bile. **g.-stones**, the concretions occasionally formed in the gall-bladder and bile-ducts. **g.-stones, Courvoisier's law concerning**, when the common duct is obstructed by a stone, dilatation of the gall-bladder is rare; when the common duct is obstructed by other causes, dilatation of the gall-bladder is common.

Gall's craniology (*gawl*) [Franz Joseph *Gall*, German anatomist, 1758–1828]. Phrenology.

galla (*gal'-ah*) [L.]. Nutgall. The *galla* of the U. S. P. is an excrescence on the leaves of *Quercus infectoria*, caused by the deposited ova of an insect. It contains tannic acid, from 10 to 75%, gallic, acid, 5%. Dose 5–15 gr. (0.32–1.0 Gm.). **gallæ, tinctura** (U. S. P.), 20%. Dose ½–3 dr. (2–12 Cc.). **gallæ, unguentum** (U. S. P.), nutgall ointment. **gallæ, unguentum, cum opio** (B. P.), an astringent and sedative ointment.

gallabromol (*gal-ah-bro'-mol*). See *gallobromol*.

gallacetophenol (*gal-as-et-o-fe'-nol*). See *gallacetophenone*.

gallacetophenone (*gal-as-et-o-fe'-nōn*) [*galla; acidum*, acid; *phenone*], $CH_3CO.C_6H_2(OH)_3$. A yellow powder prepared from pyrogallic acid; used as a 10% ointment in dermatology.

gallal (*gal'-al*). Aluminum gallate; it is used as a dusting-powder.

gallanilide (*gal-an'-il-id*). See *gallanol*

gallanol (*gal'-an-ol*), $C_{13}H_{11}O_4N + 2H_2O$. The anilide of gallic acid obtained by boiling tannin with aniline; used in skin diseases in 3 to 20% ointment, or as a dusting-powder when mixed with French chalk.

gallate (*gal-āt*). A salt of gallic acid.

gallein (*gal'-e-in*), $C_{18}H_{14}O_7$. Pyrogallol-phthalein; one of the coal-tar colors, obtained on heating pyrogallic acid with phthalic anhydride to 200° C. It dissolves with a dark-red color in alcohol, and with a beautiful blue color in alkalies. It is an important indicator.

gallianin (*gal-e'-an-in*). A fluid consisting of 4 parts by volume of ozone dissolved in 1 part of an indifferent vehicle. It is used in veterinary surgery, in heat-stroke, acute pneumonia, etc.

gallic acid (*gal'-ik*). See *acid, gallic*.

gallicin (*gal'-is-in*), $C_6H_2(OH)_3COOCH_3$. A methyl ether of gallic acid; recommended in conjunctivitis and keratitis.

gallinol (*gal'-in-ol*). See *gallanol*.

gallipot (*gal'-e-pot*) [OD., *gleypot*]. An apothecary's pot for holding ointments or confections.

gallisin (*gal'-is-in*) [*galla*, an oak-gall] $C_{12}H_{14}O_{10}$. An unfermentable carbohydrate found in starch-sugar.

gallium (*gal'-e-um*) [*Gallia*, Gaul]. A rare metal (symbol Ga, sp. gr. 5.935), extremely fusible, and related in chemical properties to aluminum, like which it is capable of forming a series of alums. Some of its compounds are poisonous. See *elements, table of*.

gallobromol (*gal-o-bro'-mol*), $C_7Br_3O_3H_4$. A compound obtained from bromine by action of gallic acid; it is sedative, antiseptic, and astringent. Dose 30–45 gr. (2–3 Gm.) a day. Application in 1 to 4% solution or paste.

galloformin (*gal-o-form'-in*). A compound of hexamethylenamine and gallic acid; used as an internal antiseptic.

gallogen (*gal'-o-jen*) ellagic or benzoaric acid $C_{14}H_6O_8$; employed as an intestinal antiseptic. Dose 5–10 gr. (0.3–1.0 Gm.).

Gallois' test for inosit. Allow the inosit solution to evaporate to incipient dryness; moisten the residuum with a little mercuric nitrate solution and it assumes a yellow color on drying, which becomes a fine red on heating strongly, but disappears on cooling. Tyrosin, sugar, and proteids must be absent.

gallon (*gal'-on*) [ME., *galon*]. A standard unit of volumetric measurement, having in the United States a capacity of 231 cubic inches; four quarts.

galloping consumption. The popular term for the very rapidly fatal form of pulmonary tuberculosis, in which there is rapid destruction of the lung-tissue on both sides. It is also called *florid phthisis*. **g. paresis**, rapidly progressive general paralysis.

gallop rhythm (*gal'-up rithm*). A peculiar form of cardiac arrhythmia, in which the sounds resemble the footfall of a horse in cantering. It is expressed by the words "rat-ta-tat." It is most frequently heard in interstitial nephritis and arteriosclerosis. It is said to be met with also in healthy persons.

gallotannic acid (*gal-o-tan'-ik*). See acid, tannic.

galtah, galtia (*gal'-tah, gal'-she-ah*) [*gala*, throat, as *galtah* is a form of surra in camels, in which the throat affection is one of the prominent symptoms]. Vernacular term in India for trypanosomiasis.

Galton's whistle (*gawl'-ton*) [Francis *Galton*, English anthropologist, 1822–1911]. An instrument used for detecting the perception of high tones by the ear

galvanic (*gal-van'-ik*) [Luigi *Galvani*, Italian scientist, 1737–1798] Pertaining to galvanism. **c. battery**, a series of cells producing electricity by chemical reaction, and so arranged as to secure the combined effect of the units. **g. electricity**, galvanism.

galvanism (*gal'-van-izm*) [see *galvanic*]. Primary electricity produced by chemical action

galvanization (*gal-van-iz-a'-shun*) [see *galvanic*]. The transmission of a current of low electromotive force through any part of the body for the purpose of diagnosing or curing disease.

galvano- (*gal-van-o-*) [see *galvanic*]. A prefix denoting a galvanic or primary current of electricity.

galvanocaustics (*gal-van-o-kaws'-tiks*). The science of the caustic action of galvanism.

galvanocautery (*gal-van-o-kaw'-ter-e*). A form of thermal cautery in which the heat is produced by a galvanic current.

galvanochemistry (*gal-van-o-kem'-is-tre*). See *electrochemistry*

galvanocontractility (*gal-van-o-kon-trak-til'-i-te*). The property of being contractile under stimulation by the galvanic current.

galvanofaradaic, galvanofaradic (*gal-van-o-far-ad-a'-ik, -ad'-ik*). Relating to faradism and to galvanism.

galvanofaradization (*gal-van-o-far-ad-i-za'-shun*). The simultaneous excitation of a nerve or muscle by both a galvanic and a faradic current.

galvanolysis (*gal-van-ol'-is-is*). See *electrolysis*.

galvanometer (*gal-van-om'-et-er*) [*galvano-*; *μέτρον*, a measure]. 1. An instrument used for the qualitative determination of the presence of an electric current. 2. An electrocardiograph. **g., aperiodic**, a galvanometer in which the needle comes to rest without oscillations.

galvanoplasty (*gal-van-o-plas'-te*) [*galvano-*; πλάσσειν, to form]. Electroplating.

galvanoprostatotomy (*gal-van-o-pros-tat-ot'-o-me*) [*galvano-*; *prostate*; τομή, a cutting]. Bottini's operation, *q. v.*

galvanopuncture (*gal-van-o-pungk'-tūr*). The introduction of fine needles that complete an electric circuit.

galvanoscope (*gal-van'-o-skōp*) [*galvano*; σκοπεῖν, to view]. An instrument for detecting the presence and direction of a galvanic current.

galvanoscopy (*gal-van-os'-ko-pe*) [see *galvanoscope*]. The use of the galvanoscope.

galvanosurgery (*gal-van-o-sur'-jer-e*). The surgical use of galvanism.

galvanotaxis (*gal-van-o-taks'-is*). See *galvano-tropism*.

galvanotherapeutics (*gal-van-o-ther-a-pū'-tiks*). Treatment by means of the galvanic current.

galvanothermy (*gal-van-o-ther'-me*). The galvanic production of heat.

galvanotonic (*gal-van-o-ton'-ik*). Btoh galvanic and tonic; relating to galvanotonus.

galvanotonus (*gal-van-ot'-on-us*) [*galvano-*; τόνος, tension]. 1. Electrotonus. 2. The continued tetanus of a muscle between the make and break contraction.

galvanotropism (*gal-van-ot'-ro-pizm*) [*galvano-*; τρέπειν, to turn]. The turning movements of living structure or beings under the influence of a current of electricity.

galyl (*gal'-il*). Tetraoxydiphosphaminodiarsenobenzene, it contains about 35% of arsenic, and is used, intravenously, for syphilis.

Gambault and Philippe, median triangular tract of. A part of the descending posteromedial tract of the spinal cord

Gambian fever (*gam'-be-an*) [*Gambia*, on West coast of Africa]. A relapsing fever due to the *Trypanosoma gambiense*.

gambir (*gam'-bir*). An extract from the twigs and leaves of *Ourouparia gambir*. Gambir yields the same substances as *catechu*, and its action and uses are the same as those of catechu. **g., compound tincture of** (*tinctura gambir composita*, U. S P.), used in place of the compound tincture of catechu. Dose 1 dr. (4 Cc.) **g., troches of** (*trochisci gambir*, U. S. P.), made of gambir, sugar, tragacanth, and stronger orange-flower water.

gamboge (*gam-boozj'*). See *cambogia*.

gamenomania (*gam-en-o-ma'-ne-ah*). See *gamomania*.

gametangium (*gam-et-an'-je-um*) [γαμέτης, a spouse; ἀγγεῖον, a vessel]. A cell or organ producing or containing sexual elements, or gametes.

gamete (*gam'-ēt*) [γαμέτης, a spouse]. In biology, any sexual reproductive body.

gametoblast (*gam'-et-o-blast*) [*gamete*; βλάστος, offspring]. Same as *sporozoite*, *q. v.*

gametocyte (*gam-et-o-sīt'*). A cell different in appearance from the ordinary individuals of the species and from which the gamete is derived.

gametogenesis (*gam-et-o-jen'-es-is*) [*gamete*; γένεσις, generation]. The origin of gametes

gametophyte (*gam'-et-o-fīt*) [*gamete*; φυτόν, a plant]. In biology, the sexual form of such plants as exhibit alternate generation.

gametoschizont (*gam-et-o-skiz'-ont*). A parasite of the sexual type in organisms exhibiting alternation of generation.

Gamgee tissue (*gam'-je*). Absorbent cottonwool.

gamic (*gam'-ik*) [γάμος, marriage]. Sexual.

gamma rays (*gam'-ah*). See under *rays*.

gammacism (*gam'-as-izm*) [*gammacismus*; γάμμα, the Greek letter Γ, γ, the equivalent of the letter G or g]. Difficulty in pronouncing the letters "*g*" and "*k*."

Gamna's disease (*gam'-nah*). A form of splenomegaly characterized by slowly progressive enlargement of the spleen and unaccompanied by any other disability except a slight anemia.

gamo- (*gam'-o-*) [γάμος, marriage]. A prefix denoting union, junction.

gamogenesis (*gam-o-jen'-es-is*) [γάμος, marriage; γένεσις, generation]. Sexual reproduction.

gamogenetic (*gam-o-jen-et'-ik*) [γάμος, marriage; γένεσις, origin]. Relating to gamogenesis.

gamomania (*gam-o-ma'-ne-ah*) [γάμος, marriage; μανία, mania]. Insane desire of marriage.

gamomorphism (*gam-o-mor'-fizm*) [γάμος, marriage; μορφή, form]. Puberty; sexual maturity.

gamopetalous (*gam-o-pet'-al-us*) [γάμος, marriage; πέταλον, a leaf]. In biology, sympetalous; having the petals more or less united.

gamophyllous (*gam-o-fil'-us*) [γάμος, marriage; φύλλον, a leaf]. In biology, symphyllous; having the floral envelops united into a single perianth-whorl.

ganglia (*gang'-gle-ah*). Plural of *ganglion*.

gangliac, ganglial, gangliar (*gang'-gle-ak, gang'-gle-al, gang'-gle-ar*). Same as *ganglionic*.

gangliasthenia (*gang-gle-as-the'-ne-ah*) [*ganglion*; ἀσθένεια, weakness]. Ganglionic asthenia; neurasthenia due to defect of ganglionic function.

gangliate, gangliated (*gan'-gle-āt, -ed*) 1. Furnished with ganglia. 2. Intertwined or intermixed.

gangliectomy (*gang-le-ek'-to-me*) [*ganglion*; ἐκτομή, excision]. Excision of a ganglion.

gangliform (*gang'-gle-form*) [*ganglion*; *forma*, form] Having the shape of a ganglion.

gangliitis (*gang-gle-i'-tis*). See *ganglionitis*.

ganglioblast (*gang'-gle-o-blast*) [*ganglion*; βλαστός, a germ] An embryonic ganglion-cell.

gangliocyte (*gang'-gle-o-sīt*) [*ganglion*; κύτος, cell]. A ganglion-cell.

ganglioid (*gang'-gle-oyd*) [*ganglion*; εἶδος, like]. Resembling a ganglion.

ganglioma (*gang-gle-o'-mah*) [*ganglion*; ὄμα, tumor]. A tumor or swelling of a lymphatic ganglion.

ganglion (*gang'-gle-on*) [γάγγλιον, a knot. *pl.*, *ganglia*]. 1. A well-defined collection of nerve-cells and fibers forming a subsidiary nerve-center 2. A lymph node. 3. An enlarged bursa in connection with a tendon. **g., Andersch's.** See *g., petrous*. **g., Arnold's.** See *g., otic*. **g., auditory**, a prominence on the lateral wall of the fourth ventricle traversed by the auditory striæ Syn., *tuberculum acusticum*. **g., auricular.** See *g., otic*. **g.s, basal**, those at the base of the cerebrum; they include the corpora striata (caudate and lenticular nuclei) and optic thalami **g., Bidder's.** See *Bidder's ganglion*. **g., Bochdalek's.** See *Bochdalek's ganglion*. **g., cardiac, superior.** See *Wrisberg's ganglion* (1). **g., carotid**, one in the lower part of the cavernous sinus, beneath the carotid artery; *roots*, filaments from the carotid plexus; *distribution*, carotid plexus. **g., carotid, inferior**, one of the lower portion of the carotid canal, *root*, carotid plexus; *distribution*, filaments to the carotid artery. **g., carotid, superior**, one in the upper portion of the carotid canal; *root*, carotid plexus; *distribution*, filaments to the carotid artery. **g., Casserian.** See *Gasserian ganglion*. **g.-cell**

the large nerve-cell characteristic of the ganglia; similar cells are found in other parts of the nervous system. **g.s, cephalic,** sympathetic ganglia of the head. They include the ophthalmic, sphenopalatine, otic, and submaxillary. **g., cervical, inferior,** that between the neck of the first rib and the transverse process of the last cervical vertebra; *roots*, three lower cervical, first dorsal; *distribution*, cardiac nerves and plexus, etc. **g., cervical, middle, or thyroid,** that opposite the fifth cervical vertebra, near the inferior thyroid artery; *roots*, fifth and sixth cervical nerves, spinal nerves and ganglia; *distribution*, thyroid gland, cardiac nerve, cavernous plexus. **g., cervical, superior,** that opposite the second and third cervical vertebræ; *roots*, four upper cervical, petrosal, vagus, glossopharyngeal, and hypoglossal nerves; *distribution*, superior, inferior, external, internal branches; carotid and cavernous plexuses. **g., cervical (of uterus),** that near the cervix uteri; *roots*, filaments from the hypogastric plexus, sacral ganglia, and sacral nerves; *distribution*, uterine nerves. **g., ciliary.** See *g., ophthalmic.* **g. of Cloquet.** See *Cloquet's ganglion.* **g., coccygeal.** See *g. impar.* **g. corpuscle,** nerve cell. **g., Corti's.** See *Corti's ganglion.* **g., Gasser's.** See *g, Gasserian.* **g., Gasserian, g., semilunar,** *location*, fossa on the anterior part of the petrous portion of the temporal bone, near the apex; *roots*, fifth cranial nerve, carotid plexus; *distribution*, ophthalmic, superior and inferior maxillary nerves. **g., geniculate,** one in the aqueduct of Fallopius; *roots*, large and small superficial petrosal; *distribution*, facial. **g., hepatic,** one around the hepatic artery; *roots*, hepatic branches of the semilunar ganglion; *distribution*, liver. **g. impar, g., coccygeal,** that on the anterior surface of the tip of the coccyx, uniting the two sympathetic nerves; *root*, sympathetic; *distribution*, sympathetic. **g., inferior (of vagus),** one near jugular foramen; *roots*, hypoglossal and cervical nerves and various plexuses; *distribution*, vagus **g., inframaxillary, anterior,** one near the incisor teeth; *root*, inferior maxillary nerve; *distribution*, filaments to the teeth. **g., inframaxillary, posterior,** one near the last molar tooth; *root*, inferior maxillary nerve; *distribution*, filaments to the teeth. **g., intercarotic,** one connected with the carotid plexus at the bifurcation of the common carotid artery. **g., interpeduncular.** See *Gudden's ganglion.* **g., jugular (Ehrenritter's),** one in the upper part of the jugular foramen; *root*, glossopharyngeal; *distribution*, continuation of the glossopharyngeal. **g., jugular (of vagus),** one in the jugular foramen; *root*, vagus; *distribution*, vagus. **g., lenticular.** See *g., ciliary.* **g., lingual.** See *g., submaxillary.* **g., Lowit's,** the bulbus arteriosus. **g., Ludwig's.** See *Ludwig's ganglion.* **g.s, lumbar** (4 or 5), on each side and behind the abdominal aorta; *root*, sympathetic; *distribution*, sympathetic. **g., lymphatic,** any lymphatic gland. **g., Meckel's.** See *g., sphenopalatine.* **g., mesenteric, inferior,** one in the inferior mesenteric artery; *root*, inferior mesenteric plexus; *distribution*, mesentery and intestine. **g., mesenteric, lateral,** one in connection with superior mesenteric plexus, on left side; *root*, superior mesenteric plexus; *distribution*, mesentery and bowel. **g., mesenteric, superior,** one near the origin of the superior mesenteric artery; *root*, superior mesenteric plexus; *distribution*, sympathetic. **g., nasal.** See *g., sphenopalatine.* **g., nasopalatine.** See *Cloquet's ganglion.* **g. nodosum,** the ganglion on the trunk of the vagus just before the jugular foramen. **g., ophthalmic,** that in the posterior part of the orbit; *roots*, nasal branch of the ophthalmic, third nerve, cavernous plexus, and Meckel's ganglion; *distribution*, short ciliary. **g. orbital.** See *g., ophthalmic.* **g., otic (Arnold's),** one below the foramen ovale; *roots*, inferior maxillary, auriculotemporal, glossopharyngeal, facial, sympathetic, and internal pterygoid; *distribution*, tensor tympani, tensor palati, chorda tympani. **g., petrous (Andersch's),** one on the lower border of the petrous portion of the temporal bone; *root*, glossopharyngeal; *distribution*, tympanic, sympathetic, and vagus. **g., pharyngeal,** one near the ascending pharyngeal artery; *root*, carotid plexus; *distribution*, carotid plexus. **g., phrenic,** one under the diaphragm at the junction of the right phrenic nerve and phrenic plexus; *root*, sympathetic; *distribution*, to the diaphragm, inferior vena cava, suprarenal capsule, hepatic plexus. **g.s, pneumogastric.** See *g., vagus.* **g., prostatic (of Müller),** one on the prostate; *root*, prostatic plexus; *distribution*, filaments to seminal vesicles and cavernous tissue of penis. **g., pterygopalatine.** See *g., sphenopalatine.* **g., Remak's.** See *Remak's ganglion.* **g., renal,** one around the renal artery; *root*, renal plexus; *distribution*, renal artery. **g. of Ribes.** See *Ribes, ganglion of* **g., sacral,** four or five pairs on the ventral surface of the sacrum; *root*, sympathetic; *distribution*, sympathetic. **g., Scarpa's.** See *Scarpa's ganglion.* **g., Schacher's.** See *g, ophthalmic.* **g., semilunar.** See *Gasserian's ganglion.* **g.s, semilunar,** two ganglia, right and left, near the suprarenal bodies, in front of the crura of the diaphragm; *roots*, solar plexus and great splanchnic nerves; *distribution*, solar plexus. **g.s, solar.** See *g.s, semilunar.* **g., sphenopalatine (Meckel's),** one in the sphenomaxillary fossa, near the sphenopalatine foramen; *roots*, superior maxillary, facial, sympathetic; *distribution*, anterior, posterior, and external palatine, nasopalatine, superior nasal, Vidian, pharyngeal. **g.s, spinal,** those on the spinal nerve near the intervertebral foramina. **g. spirale.** See *Corti's ganglion.* **g.s, splanchnic.** See *g.s, semilunar.* **g., submaxillary,** that above the submaxillary gland; *roots*, gustatory, chorda tympani, submaxillary, sympathetic; *distribution*, mouth, submaxillary gland, and Wharton's duct. **g., superior (of vagus),** located at the jugular foramen; *roots*, superior cervical and petrous ganglia and spinal accessory; *distribution*, vagus. **g., suprarenal,** that at the junction of the great splanchnic nerves; *root*, solar plexus; *distribution*, suprarenal plexus. **g., thoracic,** twelve pairs between the transverse processes of the vertebræ and the heads of the ribs; *root*, sympathetic; *distribution*, splanchnic nerves and branches to spinal nerves and plexuses. **g., thyroid, inferior.** See *g., cervical, middle.* **g., thyroid, superior.** See *g., cervical, superior.* **g., tympanic,** that in the canal between the lower surface of the petrous portion of the temporal bone and the tympanum; *root*, tympanic branch of the glossopharyngeal; *distribution*, tympanum. **g., vagus.** (1) Of the root. See *g., jugular.* (2) Of the trunk: *location*, below the jugular foramen; *root*, vagus; *distribution*, vagus. **g., Valentin's.** See *Valentin's*

ganglion. **g., ventricular.** See *Bidder's ganglion.* **g., vestibular,** that in the aqueduct of Pallopius; *root,* geniculate ganglion; *distribution,* vestibular nerve. **g., Walther's.** See *g. impar.* **g. of Wrisberg.** See *Wrisberg's ganglion.*

ganglionar (*gang-gle-on'-er*). Pertaining to, or having the characteristics of, a ganglion.

ganglionated (*gang-gle-on-a'-ted*). See *gangliate.*

ganglionervous system (*gang-gle-o-ner'-vus*). The sympathetic nervous system.

ganglioneure, ganglioneuron (*gang-gle-o-nūr', -nū'-ron*) [*ganglion; νεῦρον,* a nerve]. A neuron the cell-body (nerve-cell) of which lies within the spinal or the cerebral ganglia.

ganglioneuroma (*gang-gle-o-nū-ro'-mah*). A neuroma containing ganglion-cells.

ganglionic (*gang-gle-on'-ik*) [*ganglion*]. Pertaining to or of the nature of a ganglion. **g. canal,** the canal around the cochlear modiolus for the spiral ganglion. **g. centers,** masses of gray brain matter between the floor of the lateral ventricles and the decussation of the anterior pyramids of the cord. They include the optic thalami, corpora striata, and others.

ganglionica (*gang-gle-on'-ik-ah*). Drugs affecting the sensibility of the regions supplied by the sympathetic nerve.

ganglionitis (*gang-gle-on-ī'-tis*) [*ganglion; ῑτις,* inflammation]. Inflammation of a ganglion.

gangliopathy (*gang-gle-op'-ath-e*) [*ganglion; πάθος,* disease]. Any disorder dependent upon a diseased ganglion; any disease of a ganglion.

Gangolphe's sign (*gahn-golf'*) [Louis *Gangolphe,* French surgeon]. In intestinal obstruction a serosanguineous effusion in the abdomen soon after strangulation has taken place.

gangosa (*gan-go'-sah*) [Sp. *gangoso,* snuffling] A destructive form of nasopharyngitis.

gangræna oris (*gan-gre'-nah o'-ris*). Cancrum oris (*q. v.*).

gangrene (*gang'-grēn*) [*γάγγραινα,* a sore, from *γραίνειν,* to gnaw] 1. Mortification or death of a part of the body from failure in nutrition. 2. The putrefactive fermentation of dead tissue. **g., atrophic,** that due to embolism or thrombosis. **g., carbolic-acid,** dry gangrene from carbolized dressings. **g., congenital,** that existing at birth. **g., cutaneous,** that limited to the skin and subcutaneous tissue. **g., decubital,** bedsores. **g., diabetic,** a moist gangrene sometimes occurring in diabetic persons. **g., dry,** shriveling and desiccation from insufficiency of arterial blood **g., embolic,** that caused by an embolus that cuts off the supply of blood. **g., glycemic,** same as *g., diabetic.* **g., hospital,** a contagious, rapidly fatal form arising under crowded conditions, particularly in military hospitals. **g., mixed,** dry gangrene with moist patches. **g., moist,** a form with abundance of serous exudation and rapid decomposition. **g. nosocomial,** hospital gangrene. **g., primary,** that without preceding inflammation of the part. **g., pulpy.** See *g., hospital.* **g., Raynaud's,** that due to vasomotor neurosis. **g., secondary,** a form with preceding inflammation. **g., senile,** that attacking the extremities of the aged. **g., symmetrical,** that attacking corresponding parts of opposite sides. Syn., *Raynaud's disease.* **g., tachetic,** a form marked by the appearance of ecchymotic spots, of greater or less extent, on various parts of the body. It is believed to be due to blood-poisoning. **g., white,** a moist gangrene due to anemia and lymphatic obstruction.

gangrenopsis (*gang-gren-op'-sis*) [*gangrene; ὄψις* the face]. Synonym of *cancrum oris.*

gangrenosis (*gang-gren-o'-sis*) [*gangrene; νόσος,* disease]. The condition of being or of becoming mortified or gangrenous.

gangrenous (*gang'-gren-us*) [*gangrene*]. Pertaining to or of the nature of gangrene. **g. emphysema.** See *edema, malignant.*

ganister, gannister (*gan'-is-ter*) [MHG., *ganster,* a spark]. A very hard silicious fire-clay forming the floor of coal-seams in Yorkshire and Lancashire, England. **g. disease,** the formation of fibroid tissue in the lungs, occurring in ganister miners and grinders, from the irritation produced by breathing the fine dust.

ganjah (*gan'-jah*). See *gunjah.*

Gant's line (Frederick James *Gant,* English surgeon]. An imaginary line below the greater trochanter, serving as a guide in section of the femur. **G.'s operation,** *for ankylosis of the hip-joint:* division of the shaft of the femur just below the lesser trochanter.

gaol fever (*jāl*) See *jail.*

gap. A cleft, fissure, or opening. **g., Bochdalek's.** See under *Bochdalek.* **g., spark,** the space between the terminals of two conductors.

gape (*gāp*). To yawn; the act of yawning.

gapes (*gāps*). A disease of young fowls, caused by the presence of a nematode worm, *Syngamus trachealis,* in the trachea.

gaps, cranial (*gaps*) Certain occasional congenital fissures of the skull

garantose (*gar'-an-tōs*). Saccharin.

garbage (*gar'-b)āj*. Kitchen refuse. **g.-furnace,** a furnace to consume waste material

garbled (*gar'-bld*) [OF., *garbeler,* to inspect closely]. Applied to crude drugs which have been separated from worthless material and made ready for market.

Garcinia (*gar-sin'-e-ah*) [Laurent *Garcin,* French botanist, 1752–]. A genus of guttiferous trees of old-world tropical regions. **G. hanburii, G. morella, G. pictoria,** and **G. travancorica** afford gamboge. **G. mangostana** yields the palatable fruit called mangosteen.

gardenin (*gar-de'-nin*). A compound, $C_{23}H_{30}O_{10}$ obtained from *Gardenia lucida.*

Gardiner-Brown's test. In labyrinthine disease the patient ceases to hear the sound of a tuning-fork placed upon the vertex from half a second to several seconds before the examiner ceases to feel its vibrations.

Garel's sign, Garel-Burger's sign (*gar-el'*) [Jean *Garel,* French physician, 1852–]. Luminous perception by the eye of the sound side only when an electric light is placed in the buccal cavity; it is observed in empyema of the antrum of Highmore.

gargareon (*gar-gar'-e-on*). Uvula.

gargarism, gargarisma (*gar'-gar-izm, gar-gar-iz'-mah*) [*γαργαρισμός,* a gargling. *pl., gargarismata*]. A gargle or throat wash.

garget (*gar'-get*) [ME., *gargal,* the throat] 1. A swelling of the throat in swine or cattle 2. A knotty condition of the udder in cows, attended with inflammation. Syn., *mammitis; weed.*

gargle (*gar'-gl*) [OF., *gargouiller,* to gargle]. 1. A solution for rinsing the pharynx and nasopharynx. 2. To rinse the pharynx and nasopharynx.

Gariel's pessary (*gar-e-el'*) [Maurice *Gariel,* French physician, 1812–1878]. A hollow pessary, made of rubber, capable of being inflated.

Garland's S-curve (*gar'-land*) [George Mino *Garland*, American physician, 1848–]. See *Ellis' sign*.

garlic (*gar'-lik*). See *allium*.

garofen (*gar'-o-fen*). A vegetable analgesic and antipyretic intended as a substitute for morphine and acetanilide.

Garrod's test for hematoporphyrin in the urine (*gar'-od*) [Sir Alfred Baring *Garrod*, English physician, 1819–1907]. Add to 100 Cc. of urine 20 Cc. of a 10% solution of caustic soda and filter. To the filtrate, thoroughly washed in water, add absolute alcohol and enough hydrochloric acid to dissolve perfectly the precipitate. Spectroscopic examination may now be made o the solution for the two absorption bands characteristic of hematoporphyrin. **G.'s test for uric acid in the blood,** to 30 Cc. of serum add 0.5 Cc. of acetic acid, and immerse a fine thread The thread becomes incrusted with uric-acid crystals. This is obtained especially in gout, but also in leukemia and chlorosis

garrot (*gar'-ot*) [Fr , *garroter*, to bind]. An instrument for compression of an artery by twisting a circular bandage about the part

garroting (*gar-ot'-ing*) [Sp., *garrote*, strangulation by means of an iron collar]. In forensic medicine, a term used in England to signify the forcible compression of a victim's neck by robbers or other criminals.

garrulitas vulvæ (*gar-oo'-li-tas vul'-vee*) [L.]. The noisy expulsion of gas from the vagina

garrulity (*gar-oo'-lit-e*) [*garrire*, to prattle]. Talkativeness. **g. of the vulva.** See *garrulitas vulvæ*.

Gartner's canal, G.'s duct (*gart'-ner*) [Herman Treschow *Gartner*, Danish anatomist, 1785–1827]. A tube extending from the broad ligament to the walls of the uterus and vagina during intrauterine life; it is a vestige of the main portion of the Wolffian duct. **G.'s cyst.** A cystic tumor developed from Gartner's duct.

gas [a word coined by the Belgian chemist, van Helmont; it was suggested by χάος, chaos] An air like fluid. The word is especially applied to those fluids that, under normal conditions, are aeriform; while those that can be readily condensed to liquids are termed *vapors*. **g., asphyxiating,** carbon monoxide. **g., Clayton's,** sulphurous acid gas generated by means of the Clayton furnace, for disinfection and for destroying rats and other vermin. **g.-eye,** a peculiar disease prevalent among the employes of the gas pumping stations in the natural gas regions of the United States. The eyes are inflamed, tender, and sensitive to light. **g., laughing,** nitrous oxide **g., marsh-,** methane. **g., mustard,** dichlorethyl sulphide. **g., olefiant,** ethylene. **g., permanent,** a term formerly applied to those gases, as oxygen, nitrogen, hydrogen, that were thought to be nonliquefiable. **g., phlogisticated,** nitrogen. **g., sewer,** the mixture of gases and vapors which emanate from a sewer.

Gascoigne's ball (*gas'-koyn*). Pulverized oriental bezoar formed into balls.

gaseous (*gas'-e-us*). Of the nature of a gas.

gasing (*gas'-ing*). Suffocating by irrespirable gases.

gaskaral-H (*gas'-kar-al*). A proprietary astringent and diuretic remedy. Dose 1½–2 oz. (50–60 Cc.) of the infusion (1:20). Syn., *aghara*

Gaskell's bridge (*gas'-kel*) [Walter Holbrook *Gaskell*, English physiologist, 1847–1914]. The atrioventricular bundle.

gasolene (*gas'-o-lēn*) [*gas*]. Canadol. A product obtained from petroleum, boiling at 70° to 90° C.; specific gravity, 660 to .690, or 80° to 75° B. It is used in the extraction of oils from oil-seeds and in carburetting coal-gas.

gasometer (*gas-om'-et-ur*) [*gas*; μέτρον, a measure]. A device for estimating the amount of gas present.

gasometric (*gas-o-met'-rik*). Relating to the measurement of gases.

gasometry (*gas-om'-et-re*). See *analysis, gasometric*.

gasp. To catch for breath. To breathe spasmodically with open mouth.

gassed (*gasd*) Overcome by noxious gas, as by chlorine.

gasserectomy (*gas-er-ek'-to-me*) [*Gasserian ganglion*; ἐκτομή, excision]. Excision of the Gasserian ganglion.

Gasserian (*gas-e'-re-an*) [referring to Achilles Pirminius *Gasserius*, German surgeon, 1505–1577] **G. artery.** 1. A branch given off by the internal carotid to the Gasserian ganglion. 2. A branch of the middle meningeal artery to the Gasserian ganglion **G. fontanel.** See *fontanel, Casson's*. **G. ganglion,** the ganglion of the sensory root of the fifth cranial nerve. See *ganglion, Gasserian*.

gaster (*gas'-ter*) [γαστήρ, stomach] The stomach, the abdomen.

gasteralgia (*gas-ter-al'-je-ah*). See *gastralgia*.

gasterangiemphraxis (*gas-ter-an-je-em-fraks'-is*) [*gaster*; ἀγγεῖον, vessel; ἔμφραξις, obstruction]. 1. Congestion of the stomachic blood-vessels. 2 Pyloric obstruction.

gasterasthenia (*gas-ter-as-the'-ne-ah*). See *gastrasthenia*.

gasterataxia (*gas-ter-at-aks'-e-ah*). See *gastroataxia*.

gasterechema (*gas-ter-ek-e'-mah*) [*gaster*; ἦχημα, sound]. A sound heard in the auscultation of the stomach.

gasteremphraxis (*gas-ter-em-fraks'-is*). 1. See *gasterangiemphraxis* (2). 2. Overdistention of the stomach.

gasterhysterotomy (*gas-ter-his-ter-ot'-o-me*). See *gastrohysterotomy*.

gasteric (*gas-ter'-ik*). Same as *gastric*.

gasterin (*gas'-ter-in*). A preparation of the gastric juice of dogs; it is used as is pepsin.

gastero- (*gas'-ter-o-*) [*gaster*]. See *gastro-*.

Gastou's syndrome (*gas-too*). Anesthetic prurigo, sometimes observed in cases of alcoholism.

gastradenitis (*gas-trad-en-i'-tis*). See *gastroadenitis*.

gastræmia (*gas-tre'-me-ah*). See *gastremia*.

gastral (*gas'-tral*) [*gaster*]. Pertaining to the gaster or stomach; gastric.

gastralgia (*gas-tral'-je-ah*) [*gastro-*; ἄλγος, pain]. Paroxysmal pain in the stomach.

gastralgokenosis (*gas-tral-go-ken-o'-sis*) [*gastro-*; ἄλγος, pain; κενός, empty]. A sensory neurosis due to emptiness of the stomach.

gastraneuria (*gas-trah-nū'-re-ah*) [*gastro-*; νεῦρον, a nerve]. Impaired or defective action of the nerves of the stomach.

gastraneurysma (*gas-tra-nū-riz'-mah*). See *gastrectasis*.

gastrasthenia (*gas-tras-the'-ne-ah*) [*gastro-*; *asthenia*] Debility of the stomach.

gastratrophia (*gas-tra-tro'-fe-ah*) [*gastro-*; ἀτροφία, atrophy]. Atrophy of the stomach.

gastrectasis, gastrectasia (*gas-trek'-tas-is, gas-trek-ta'-se-ah*) [*gastro-*; ἔκτάσις, a stretching out]. Dilatation of the stomach

gastrectomy (*gas-trek'-to-me*) [*gastro-*; ἐκτομή, a cutting out]. Excision of the whole or a part of the stomach.

gastrelcobrosis (*gas-trel-ko-bro'-sis*) [*gastro-*; ἕλκος, ulcer; βρῶσις an eating] Ulceration of the stomach.

gastrelcoma (*gas-trel-ko'-mah*) [*gastro-*; ἕλκος, ulcer]. A gastric ulcer.

gastrelcosis (*gas-trel-ko'-sis*) [see *gastrelcoma*]. Ulceration of the stomach.

gastremia (*gas-tre'-me-ah*) [*gastro-*; αἷμα, blood]. Congestion of the coats of the stomach.

gastrenteralgia (*gas-tren-ter-al'-je-ah*) [*gastro-*; ἔντερον, intestine; ἄλγος, pain]. Neuralgia of the stomach and bowels.

gastrenteromalacia (*gas-tren-ter-o-mal-a'-se-ah*) [*gastro-*; ἔντερον, intestine; μαλακία, softening]. Softening of the stomach and intestines (asserted by some to be merely a post-mortem condition).

gastric (*gas'-trik*) [γαστήρ, stomach]. Pertaining to the stomach. **g. artery.** See under *artery*. **g. crisis,** a severe paroxysmal attack of pain in the stomach, accompanied by obstinate vomiting, occurring in the course of locomotor ataxia. **g. fever,** acute gastritis. **g. juice,** the secretion of the glands of the stomach. It is a clear, colorless liquid, having an acid reaction and a specific gravity of 1002.5, and containing 5% of solid matter. A small amount—0.2 to 0.4%—of hydrochloric acid and a ferment called pepsin are the essential elements It digests proteids and precipitates the casein of milk. **g. juice, psychic,** Pawlow's term for the gastric juice caused to be secreted by simply showing food to hungry animals. **g. secretion,** same as *gastrin, q. v.*

gastricism (*gas'-tris-sizm*) [*gaster*]. 1. The theory that ascribes most diseases to some gastric derangement. 2. A gastric disorder.

gastrine (*gas-trēn*) [*gaster*]. A hormone, made in the pyloric glands of the stomach, and supposed to excite secretion of the fundus cells.

gastritic (*gas-trit'-ik*) [*gaster*] Pertaining to or affected with gastritis.

gastritis (*gas-tri'-tis*) [*gastro-*; ιτις, inflammation]. Inflammation of the stomach. It may be acute or chronic, catarrhal, suppurative or phlegmonous, or diphtheritic. **g., atrophic,** a chronic form with atrophy of the mucous membrane. **g., croupous, g., diphtheritic, g. membranacea,** a rare form, characterized by formation of a false membrane and necrotic hyaline products upon the mucosa. It may occur as an extension of pharyngeal diphtheria or secondary to other infectious diseases. **g., hypertrophic,** the early stage of chronic gastritis, in which there is a hyperplasia of the mucous membrane. **g., phlegmonous, g., purulent, g. submucosa, g., suppurative;** acute interstitial suppurative inflammation of the stomach-walls; it occurs as a circumscribed abscess or as a diffuse purulent infiltration. **g., polypous, g. polyposa,** a form of chronic gastritis characterized by a great overgrowth of the connective tissue of the organ, giving rise to polypoid projections of fibrous tissue covered by epithelium. **g., pseudomembranous,** a form in which patches of false membrane occur in the stomach. **g., toxic, g. venenata,** acute gastric inflammation due to the ingestion of poisonous or corrosive substances.

gastro- (*gas-tro-*) [γαστήρ, stomach]. A prefix denoting relation to the stomach.

gastroadenitis (*gas-tro-ad-en-i'-tis*) [*gastro-*; ἀδήν, gland; ιτις, inflammation]. Inflammation of the glands of the stomach.

gastroadynamic (*gas-tro-ah-din-am'-ik*) [*gastro-*; ἀδύναμος, without strength] Marked by gastric symptoms and prostration.

gastro-albumorrhea (*gas-tro-al-bū-mo-re'-ah*) [*gastro-*; *albumin*; ῥοια, a flow]. The secretion of albuminoid matter by the stomach.

gastroanastomosis (*gas-tro-an-as-to-mo'-sis*) [*gastro-*; *anastomosis*]. In hour-glass contraction, the formation of a communication between the two pouches of the stomach. Syn., *gastrogastrostomy.*

gastroataxia (*gas-tro-ah-taks'-e-ah*) [*gastro-*; ἀταξία, disorder]. Disordered state of the functions of the stomach, that state of the stomach-walls in which some parts are hardened or thickened, while others are softened or inflamed.

gastroataxic (*gas-tro-ah-taks'-ik*). Characterized by gastric symptoms and ataxia.

gastroatonia (*gas-tro-at-o'-ne-ah*). Atonic dyspepsia.

gastroblennorrhea (*gas-tro-blen-or-e'-ah*). An excessive formation of mucus in the stomach.

gastrobrosia (*gas-tro-bro'-ze-ah*). Gastrobrosis.

gastrobrosis (*gas-tro-bro'-sis*) [*gastro-*, βρῶσις, a gnawing]. Perforating ulcer of the stomach.

gastrocele (*gas'-tro-sēl*) [*gastro-*; κήλη, hernia]. A hernia of the stomach.

gastrochronorrhea (*gas-tro-kron-or-re'-ah*) [*gastro-*; χρόνος, time; ῥεῖν, to flow]. Reichmann's disease, *q. v.*

gastrocnemius (*gas-trok-ne'-me-us*). See under *muscle.*

gastrocolic (*gas-tro-kol'-ik*) [*gastro-*; κόλον, the colon]. Pertaining to the stomach and the colon. **g. omentum,** the great omentum.

gastrocolitis (*gas-tro-ko-li'-tis*) [*gastro-*; κόλον, the colon; ιτις, inflammation] Inflammation of the stomach and colon

gastrocoloptosis (*gas-tro-kol-op-to'-sis*) [*gastro-*; κόλον, the colon; *ptosis*]. A prolapse or downward displacement of the stomach and colon.

gastrocolostomy (*gas-tro-ko-los'-to-me*) [*gastro-*; κόλον, the colon; στόμα, mouth]. The formation of a fistula between the stomach and colon

gastrocolotomy (*gas-tro-ko-lot'-o-me*) [*gastro-*; κόλον, colon; τέμνειν, to cut]. 1. Gastrocolostomy. 2. Incision into stomach and colon

gastrocolpotomy (*gas-tro-kol-pot'-o-me*) [*gastro-*; κόλπος, vagina; τέμνειν, to cut]. The operation of cesarean section in which the opening is made through the linea alba into the upper part of the vagina.

gastrocystis (*gas-tro-sis'-tis*) [*gastro-*; κύστις, bladder]. The germinal vesicle, blastocyst.

gastrodialysis (*gas-tro-di-al'-is-is*) [*gastro-*; διαλύσις, a loosening]. A solution of continuity in the gastric wall.

gastrodiaphane (*gas-tro-di'-af-ān*) [*gastro-*; *la*, through; φαίνειν, to show]. An electric apparatus for illuminating the interior of the stomach so that its outlines can be seen through the abdominal wall.

gastrodiaphanoscopy (*gas-tro-di-af-an-os'-ko-pe*) [*gastro-*; δία, through; φαίνειν, to show; σκοπεῖν, to inspect]. The examination of the stomach

by means of the diaphanoscope; gastrodiaphany

gastrodiaphany (*gas-tro-di-af'-an-e*) [see *gastrodiaphane*]. A method of exploration of the stomach by means of an electric lamp.

gastrodidymus (*gas-tro-did'-im-us*) [*gastro-*; δίδυμος, double]. A double monster with one abdominal cavity.

Gastrodiscus hominis (*gas-tro-dis'-kus hom'-in-is*) [*gastro-*; δίσκος, a disc; *hominis*, of man]. A rare trematode worm; same as *Amphistoma hominis*.

gastroduodenal (*gas-tro-dū-od'-en-al*) [*gastro-*; *duodenum*]. Pertaining to the stomach and the duodenum

gastroduodenitis (*gas-tro-dū-od-en-i'-tis*) [*gastro-*; *duodenum*; ιτις, inflammation]. Inflammation of the stomach and duodenum.

gastroduodenostomy (*gas-tro-dū-od-en-os'-to-me*) [*gastro-*; *duodenum*; στόμα, mouth]. The surgical formation of a fistula between the stomach and duodenum.

gastrodynia (*gas-tro-din'-e-ah*) [*gastro-*; ὀδύνη pain]. Pain in the stomach.

gastroectasis (*gas-tro-ek'-tas-is*). Same as *gastrectasis*.

gastroelytrotomy (*gas-tro-el-it-rot'-o-me*). See *gastrocolpotomy*.

gastroenteralgia (*gas-tro-en-ter-al'-je-ah*) [*gastro-*, ἔντερον, bowel; ἄλγος, pain]. Pain in the stomach and bowel.

gastroenteric (*gas-tro-en-ter'-ik*) [*gastro-*; ἔντερον, bowel]. Pertaining to both stomach and bowel.

gastroenteritis (*gas-tro-en-ter-i'-tis*) [*gastro-*; ἔντερον, bowel; ιτις, inflammation]. Inflammation of stomach and bowel.

gastroenteroanastomosis (*gas-tro-en-ter-o-an-as-to-mo'-sis*). Anastomosis between the intestine and the stomach

gastroenterocolitis (*gas-tro-en-ter-o-kol-i'-tis*) [*gastro-*; ἔντερον, bowel; κόλον, colon; ιτις, inflammation]. Combined inflammation of the stomach, small intestine, and colon.

gastroenterocolostomy (*gas-tro-en-ter-o-ko-los'-to-me*). The formation of a passage between the stomach, small intestine, and colon

gastroenterologist (*gas-tro-en-ter-ol'-o-jist*). One who specializes in diseases of the stomach and intestines.

gastroenterology (*gas-tro-en-ter-ol'-o-je*) [*gastro-*; ἔντερον, intestine; λόγος, treatise]. The study of the stomach and intestine and their diseases

gastroenteropathy (*gas-tro-en-ter-op'-ath-e*) [*gastro-*; ἔντερον, bowel, πάθος, disease]. Any disease affecting the stomach and intestine.

gastroenteroplasty (*gas-tro-en'-ter-o-plas-te*). Combined gastroplasty and enteroplasty.

gastroenteroptosis (*gas-tro-en-ter-op-to'-sis*) [*gastro-*; ἔντερον, bowel; πτῶσις, falling]. Prolapse of the stomach and intestine.

gastroenterostomy (*gas-tro-en-ter-os'-to-me*) [*gastro-*; ἔντερον, bowel; στόμα, mouth]. The formation of a communication between the stomach and the small intestine.

gastroenterotomy (*gas-tro-en-ter-ot'-o-me*) [*gastro-*; ἔντερον, bowel; τέμνειν, to cut]. Incision of the intestine through the abdominal wall.

gastroepiploic (*gas-tro-ep-ip-lo'-ik*) [*gastro-*; ἐπιπλοον, caul]. Pertaining to the stomach and omentum.

gastroesophageal (*gas-tro-e-so-faj'-e-al*) [*gastro-*; *esophagus*]. Pertaining to both the stomach and the esophagus.

gastroesophagitis, gastroœsophagitis (*gas-tro-e-sof-aj-i'-tis*). Combined inflammation of the stomach and the esophagus.

gastrofaradization (*gas-tro-far-ad-iz-a'-shun*), The application of faradism to the stomach.

gastrogalvanization (*gas-tro-gal-van-iz-a'-shun*). The application of galvanism to the stomach.

gastrogastrostomy (*gas-tro-gas-tros'-to-me*). The same as *gastroanastomosis*.

gastrograph (*gas'-tro-graf*) [*gastro-*; γράφειν, to write]. An apparatus for registering the peristaltic movements of the stomach from the outside. Syn., *gastrokinesograph*

gastrohelcoma. See *gastrelcoma*

gastrohelcosis. See *gastrelcosis*.

gastrohepatic (*gas-tro-he-pat'-ik*) [*gastro-*; ἧπαρ, the liver]. Relating to the stomach and liver.

gastrohepatitis (*gas-tro-hep-at-i'-tis*) [*gastro-*; *hepatitis*]. Gastritis and hepatitis occurring simultaneously.

gastrohydrorrhœa, gastrohydrorrhea (*gas-tro-hi-dro-re'-ah*) [*gastro-*; ὕδωρ, water; ῥοία, a flow]. A flow of watery fluid from the stomach containing neither hydrochloric acid nor gastric ferments.

gastrohyperneuria, gastrohypernervia (*gas-tro-hi-per-nū'-re-ah, -ner'-ve-ah*) [*gastro-*; ὑπέρ, over; νεῦρον, a nerve]. Morbid activity of the nerves of the stomach. Syn., *gastryperneuria*.

gastrohypertonic (*gas-tro-hi-per-ton'-ik*) [*gastro-*; ὑπέρ, over; τόνος, tone]. Relating to morbid or excessive tonicity or irritability of the stomach.

gastrohyponeuria, gastrohyponervia (*gas-tro-hi-po-nū'-re-ah, -ner'-ve-ah*) [*gastro-*; ὑπό, under; νεῦρον, a nerve]. Defective activity of the nerves of the stomach. Syn., *gastryponeuria*.

gastrohysterectomy (*gas-tro-his-ter-ek'-to-me*) [*gastro-*; *hysterectomy*]. Removal of the uterus through the abdominal wall.

gastrohysteropexy (*gas-tro-his'-ter-o-peks-e*) [*gastro-*; ὑστέρα, the uterus; πῆξις, a fastening]. Abdominal fixation of the uterus by an operation

gastrohysterorrhaphy (*gas-tro-his-ter-or'-af-e*). See *hysteropexy*.

gastrohysterotomy (*gas-tro-his-ter-ot'-o-me*) [*gastro-*; ὑστέρα, the uterus; τέμνειν, to cut]. Incision of the uterus through the abdominal wall, usually for the purpose of removing a fetus; cesarean section.

gastroid (*gas'-troid*) [*gastro-*; εἶδος, likeness]. Like a stomach.

gastrointestinal (*gas-tro-in-tes'-tin-al*). See *gastroenteric*.

gastrojejunostomy (*gas-tro-jej-u-nos'-to-me*) [*gastro-*; *jejunum*; στόμα, mouth] The formation of a passage from the stomach to the jejunum.

gastrokinesograph, gastrokynesograph (*gas-tro-kin-es'-o-graf*). See *gastrograph*.

gastrolavage (*gas-tro-lav-ahzh'*) [*gastro-*; *lavage*]. Washing out of the stomach.

gastrolienal (*gas-tro-li'-en-al*). See *gastrosplenic*.

gastrolith (*gas'-tro-lith*) [*gastro-*; λίθος, a stone]. A calcareous formation in the stomach.

gastrolithiasis (*gas-tro-lith-i'-as-is*) [*gastrolith*]. A morbid condition associated with the formation of gastroliths.

gastrologist (*gas-trol'-o-jist*) [see *gastrology*]. A specialist in gastric disorders.

gastrology (*gas-trol'-o-je*) [*gastro-*; λόγος, science]. 1. A treatise on the stomach. 2. The sum of knowledge regarding the stomach and its diseases.

gastrolysis (*gas-trol'-is-is*) [*gastro-*; λύσις, a loosening]. The breaking-up of adhesions between the stomach and adjacent organs.

gastromalacia (*gas-tro-mal-a'-she-ah*) [*gastro-*; μαλακία, softening]. An abnormal softening of the walls of the stomach.

gastromalacosis, gastromalaxia (*gas-tro-mal-ak-o'-sis, gas-tro-mal-aks'-e-ah*). See *gastromalacia.*

gastromegaly (*gas-tro-meg'-al-e*) [*gastro-*; μεγάλη, large]. Abnormal enlargement of the stomach.

gastromelus (*gas-trom'-el-us*) [*gastro-*; μέλος, a limb]. A monster with accessory limbs attached to the abdomen.

gastromenia (*gas-tro-me'-ne-ah*) [*gastro-*, μήν, month]. Vicarious menstruation by the stomach.

gastrometritis (*gas-tro-me-tri'-tis*) [*gastro-*; *metritis*]. Gastritis concurrent with metritis.

gastrometrotomy (*gas-tro-met-rot'-o-me*). See *laparohysterotomy.*

gastromucous (*gas-tro-mū'-kus*). Characterized by, gastric disturbance and abnormal secretion of mucus.

gastromycosis (*gas-tro-mi-ko'-sis*) [*gastro-*; μύκης, fungus]. Gastric disease due to fungi.

gastromyeloma (*gas-tro-mi-e-lo'-mah*) [*gastro-*; *myeloma*]. A medullary sarcoma of the stomach.

gastromyotomy (*gas-tro-mi-ot'-o-me*) [*gastro-*; μύς, muscle; τόμη, incision]. Incision of the circular muscle fibers of the stomach; done in some cases of gastric ulcer.

gastromyxin (*gas-tro-miks'-in*). A proprietary preparation of pepsin.

gastromyxorrhea (*gas-tro-miks-or-e'-ah*) [*gastro-*; μύξα, mucus; ῥοία, flow]. Excessive secretion of mucus by the stomach.

gastron (*gas'-tron*). Trade name of a preparation containing the entire gastric mucosa.

gastronephritis (*gas-tro-nef-ri'-tis*). Simultaneous inflammation of the stomach and kidneys.

gastronesteostomy (*gas-tro-nes-te-os'-to-me*). See *gastrojejunostomy.*

gastroneuria, gastronervia (*gas-tro-nū'-re-ah, -ner'-ve-ah*) [*gastro-*; νεῦρον, nerve]. The action of the nerves of the stomach.

gastro-omental (*gas-tro-o-men'-tal*). *Gastroepiploic.*

gastropancreatic (*gas-tro-pan-kre-at'-ik*). Both gastric and pancreatic.

gastropancreatitis (*gas-tro-pan-kre-at-i'-tis*). Simultaneous inflammation of the stomach and pancreas.

gastroparalysis (*gas-tro-par-al'-is-is*) [*gastro-*; *paralysis*]. Paralysis of the stomach.

gastroparesis (*gas-tro-par'-es-is*). A mild form of gastroparalysis.

gastroparietal (*gas-tro-pa-ri'-et-al*) [*gastro-*; *parietal*]. 1. Relating to the stomach-wall. 2. Relating to the stomach and the abdominal wall.

gastropathy (*gas-trop'-ath-e*) [*gastro-*; πάθος, disease]. Any disease or disorder of the stomach.

gastroperiodynia (*gas-tro-per-e-o-din'-e-ah*) [*gastro-*; περίοδος, period; ὀδύνη, pain]. Periodic gastralgia.

gastroperitonitis (*gas-tro-per-it-on-i'-tis*). Simultaneous inflammation of the stomach and peritoneum.

gastropexis, gastropexy (*gas-tro-peks'-is, gas'-tro-peks-e*) [*gastro-*; πῆξις, a fixing]. The fixation of a displaced stomach in its normal position by suturing it to the abdominal wall.

gastrophore (*gas'-tro-fōr*) [*gastro-*; φορός, bearing]. An appliance for fixing the stomach during operations upon that organ.

gastrophrenic (*gas-tro-fren'-ik*) [*gastro-*; φρήν, diaphragm]. Relating to the stomach and diaphragm.

gastrophthisis (*gas-trof-this'-sis*) [*gastro-*; φθίσις, a wasting]. Emaciation and loss of strength caused by an abdominal disorder.

gastroplasty (*gas-tro-plas'-te*) [*gastro-*; πλάσσειν, to form]. Plastic operation on the stomach.

gastroplegia (*gas-tro-ple'-je-ah*) [*gastro-*; πληγή, stroke]. Paralysis of the stomach.

gastroplication (*gas-tro-pli-ka'-shun*) [*gastro-*; *plicare*, to fold]. An operation for relief of chronic dilation of the stomach, consisting in suturing a large horizontal fold in the stomach-wall.

gastropneumonic (*gas-tro-nū-mon'-ik*). 1. Pertaining to the stomach and the lungs. 2. See *pneumogastric.*

gastroptosia, gastroptosis (*gas-trop-to'-ze-ah, gas-trop-to'-sis*) [*gastro-*; *ptosis*]. A prolapse or downward displacement of the stomach.

gastroptyxis, gastroptyxy (*gas-trop-tiks'-is, gas'-trop-tiks-e*) [*gastro-*; πτύξις, a folding]. In gastric dilatation, an operation to reduce the size of the stomach.

gastropulmonary (*gas-tro-pul'-mon-a-re*). See *pneumogastric.*

gastropylorectomy (*gas-tro-pi-lor-ek'-to-me*) [*gastro-*; *pylorus*; ἐκτομή, excision]. Excision of the pyloric portion of the stomach.

gastropyloric (*gas-tro-pi-lor'-ik*). Relating to the stomach and the pylorus.

gastroradiculitis (*gas-tro-rad-ik-ū-li'-tis*) [*gastro-*; *radix*, root; ῖτις, inflammation]. Inflammation of the posterior spinal nerve roots whose sensory fibers are connected with the stomach.

gastrorrhagia (*gas-tro-ra'-je-ah*) [*gastro-*; ῥηγνύναι, to break forth]. Hemorrhage from stomach.

gastrorrhaphy (*gas-tror'-a-fe*) [*gastro-*; ῥαφή, suture]. 1. Suture of a wound of the stomach or abdominal wall. 2. See *gastroplication.*

gastrorrhea (*gas-tror-e'-ah*) [*gastro-*; ῥοία, a flow]. Excessive secretion of gastric mucus or of gastric juice

gastrorrhexis (*gas-tror-eks'-is*) [*gastro-*; ῥῆξις, a breaking]. Rupture of the stomach.

gastrosan (*gas'-tro-san*). Trade name of a preparation containing bismuth disalicylate.

gastroschisis (*gas-tros'-kis-is*) [*gastro-*; σχίσις, cleft]. A congenital malformation in which the abdomen remains open.

gastroscope (*gas'-tro-skōp*) [*gastro-*; σκοπεῖν, to see]. An instrument for examining the interior of the stomach.

gastroscopy (*gas-tros'-ko-pe*) [see *gastroscope*]. The inspection of the interior of the stomach by means of the gastroscope.

gastrosia (*gas-tro'-ze-ah*). See *gastroxia.*

gastrosis (*gas-tro'-sis*) [*gastro-*; νόσος, disease: *pl.*, *gastroses*]. A general term for any disease of the abdomen or of the stomach only.

gastrospasm (*gas'-tro-spasm*). A spasm of the stomach.

gastrosplenic (*gas-tro-splen'-ik*) [*gastro-*; *spleen*] Relating to the stomach and the spleen.

gastrostaxis (*gas-tro-staks'-is*) [*gastro-*; στάξις, an oozing]. The oozing of blood from the mucous membrane of the stomach.

gastrostegous (*gas-tros'-te-gus*) [*gastro-*; στέγος, a roof]. Covering the stomach.

gastrostenosis (*gas-tro-ste-no'-sis*) [*gastro-*; *stenosis*] A narrowing or stricture of the stomach.

gastrostomize (*gas-tros'-to-miz*). To perform gastrostomy upon; to make a gastric fistula.

gastrostomosis (*gas-tros-to-mo'-sis*). Same as *gastrostomy.*

gastrostomy (*gas-tros'-to-me*) [*gastro-*; στόμα, mouth]. The establishing of a fistulous opening into the stomach.

gastrosuccorrhea, gastrosuccorrhœa (*gas-tro-suk or-e'-ah*) [*gastro-*; *succus*, juice; ῥοία, a flow]. Hypersecretion of the gastric juice, Reichmann's disease. **gastrosuccorrhœa mucosa,** an excessive secretion of mucus by the gastric mucosa.

gastrothoracic (*gas-tro-tho-ras'-ik*). Pertaining both to the abdomen and the thorax.

gastrothoracodidymus (*gas-tro-tho-rak-o-did'-imus*) [*gastro-*; *thorax*; δίδυμος, a twin]. A double monster united at the thorax and abdomen.

gastrotome (*gas'-tro-tōm*) [*gastro-*; τομή, a cutting]. A cutting instrument used in gastrotomy.

gastrotomy (*gas-trot'-o-me*) [see *gastrotome*]. Incision of the abdomen or the stomach

gastrotoxin (*gas-tro-toks'-in*) [*gastro-*; *toxin*]. A cytotoxin which has a specific action on the cells lining the stomach.

gastrotrachelotomy (*gas-tro-tra-kel-ot'-o-me*) [*gastro-*; τράχηλος, neck; τέμνειν, to cut]. An operation differing from cesarean section only in that the uterus is opened by a transverse incision of the cervix.

gastrotubotomy (*gas-tro-tū-bot'-o-me*). See *laparosalpingotomy.*

gastrotympanites (*gas-tro-tim-pan-i'-tēz*). Gaseous distention of the stomach.

gastroxia, gastroxynsis (*gas-troks'-e-ah, gas-troks-in'-sis*) [*gastro-*; ὀξύς, acid]. Excessive secretion of hydrochloric acid by the stomach, a condition that characterizes a form of dyspepsia. **g. fungosa,** that in which the organic acids are due to mold-vegetation in the stomach

gastrozymase (*gas-tro-zi-māz*) [*gastro-*; *zymase*]. The gastric juice of the pig, obtained from the living animal and carefully dried.

gastrula (*gas'-troo-lah*) [γαστήρ, stomach]. The embryo at that stage of its development when it consists of two cellular layers formed by the invagination of the blastula.

gastrulation (*gas-troo-la'-shun*) [*gastrula*]. The process of formation of the gastrula by the invagination of the blastula.

gastrypalgia (*gas-trip-al'-je-ah*) [γαστήρ, stomach; ὑπό, under; ἄλγος, pain]. Slight gastralgia.

gastrypectasia, gastrypectasis (*gas-trip-ek-ta'-ze-ah, -ek'-ta-sis*) [γαστήρ, stomach; ὑπό, under; ἔκτασις, a stretching]. Slight distention of the stomach.

gastryperneuria (*gas-trip-er-nū'-re-ah*). See *gastrohyperneuria.*

gastryperpathia (*gas-trip-er-path'-e-ah*) [*gastro-*; ὑπέρ, over; πάθος, a disease]. Any severe disease of the stomach.

gastryponeuria (*gas-trip-o-nū'-re-ah*). See *gastrohyponeuria.*

gathering. A collection of pus beneath the surface.

gatism (*gah'-tizm*) [Fr. *gâtisme*, incontinence of feces]. Rectal or vesical incontinence.

gatophilia (*gat-o-fil-e-ah*). Fondness for cats.

gatophobia (*gat-o-fo-be-ah*). A morbid fear of cats.

Gaucher's disease (*go-sha'*) [Philippe Charles Ernest *Gaucher*, French physician, 1854–]. An affection described by Gaucher as "primary epithelioma of the spleen," but probably identical with splenic anemia.

gaultherase (*gawl'-ther-ās*). An enzyme found in the bark of *Betula lenta*, in the leaves and berries of *Gaultheria procumbens*, in the root of *Spiræa ulmaria*, and in several species of *Polygala*. It effects the hydrolysis of gaultherin, forming methyl-salicylic acid and glucose.

gaultheria (*gawl-the'-re-ah*). The plant, *G. procumbens*, the leaves of which yield a volatile oil. **g., oil of** (*oleum gaultheriæ*, U. S. P.), contains 90 % of methyl salicylate, and is used in acute rheumatism and as a local antiseptic. Dose 3–10 min. (0.2–0.65 Cc.). **g., oil of, synthetic.** See *methyl salicylate.* **g., spirit of** (*spiritus gaultheriæ*, U. S. P.), consists of oil of gaultheria, 5; alcohol, 95 parts. It is used chiefly as a flavoring agent. Dose 10–20 min. (0.65–1.3 Cc.). Syn., *teaberry; wintergreen.*

gaultherin (*gawl'-ther-in*) 1. A glucoside obtained from the bark of the black birch (*Betula lenta*), which, by the action of alkali, is converted into an oil almost identical with the volatile oil of wintergreen. 2. A sodium salt of methyl salicylate (artificial oil of wintergreen) in a nearly pure condition

gaultherolin (*gawl-ther'-ol-in*). Methyl salicylate.

gaultheromenthol (*gawl-ther-o-men'-thol*). Trade name for a preparation containing chloroform liniment and wintergreen oil.

gauntlet (*gawnt'-let* or *gahnt'-let*) [OF., *gantelet*, dim. of *gant*, a glove] A bandage that covers the hand and fingers like a glove.

Gautier's test for carbon monoxide (*go'-te-a*). Carbon monoxide has the power of decomposing iodic anhydride and forming CO_2, the iodine being liberated and absorbed by copper. It is employed by Niclaux to show normal presence of carbon monoxide in blood.

gauze (*gawz*) [so called because first imported from *Gaza* in Syria]. A thin, open-meshed cloth used for surgical dressings. When impregnated with antiseptic substances, it is called *antiseptic gauze*, or, according to the substance used, it is spoken of as *iodoform gauze, sublimate gauze*, etc.

gavage (*gav-ahzh*) [Fr.] The administration of liquid nourishment through the stomach-tube

Gavard's muscle (*gav-ar'*) [Hyacinthe *Gavard*, French anatomist, 1753–1802]. The oblique muscular fibers of the walls of the stomach.

Gayet's disease (*ga-ya*) [Prudent Gayet, French surgeon]. A rare and fatal form of narcolepsy somewhat resembling the African sleeping-sickness.

Gay Lussac's Law (*ga lu-sak'*) [Louis Joseph *Gay Lussac*, French chemist, 1778–1850]. Same as *Charles' law q. v*

gazotherm (*gaz'-o-therm*) A pulp-freezing device to permit of the painless extraction of teeth.

Gd. Chemical symbol of *gadolinium.*

Ge. Chemical symbol of *germanium.*

Geber's glomerules (*ga'-ber glom'-er-ūl*). The convolutions of the terminal branches of the nerves supplying the epithelial lining of the mouth.

(von) Gebhart's test for glucose. To 10 or 15 drops of urine add 10 Cc. of water and a tablet containing sodium carbonate and orthonitrophenylpropionic acid; warm carefully for 2 or 4 minutes, and if sugar is present, the mixture becomes greenish and then dark indigo-blue.

Gegenbauer's cells (*ga'-gen-bow-er*) [Carl *Gegenbauer*, German anatomist, 1826–1903]. Osteoblasts.

Geigel's reflex (*gi'-gel*) [Richard Geigel, German physician, 1859–]. The inguinal reflex in the female, corresponding to the cremasteric reflex in the male.

Geisböck's disease (*gīs'-bek*). Polycythemia hypertonica.

geisoma, geison (*gī-so'-mah, gī'-son*) [γείσον, anything projecting]. The superciliary ridge of the frontal bone.

Geissler's tube (*gīs'-ler*) [Heinrich *Geissler*, German physicist, 1814–1879]. A glass tube having a piece of platinum wire sealed into it at each end.

geissospermine or **geissine** (*gi-so-sper'-min*, or *gī'-sin*), $C_{19}H_{24}N_2O_2+H_2O$. An alkaloid from the bark of *Geissospermum læve;* it is a depressant of the respiration and of the cardiac action.

gel (*jel*). Graham's name for a colloid which is firm in consistence.

gelante, gelanthum (*jel-an'-te, jel-an'-thum*). A mixture of gelatin, tragacanth, rose-water, and thymol recommended as an ointment-vehicle.

gelanth (*jel'-anth*). A preparation containing gelatin, tragacanth, glycerin and thymol; used as an ointment base or emollient.

gelasin (*jel'-as-in*) A preparation of agar-agar.

gelasma, gelasmus (*jel-az'-mah, jel-az'-mus*) [γήλασμα, laughter, or *gelasmus*]. Insane or excessive or hysterical laughter.

gelatification (*jel-at-if-ik-a'-shun*). 1. The production of gelatin. 2. See *gelification*.

gelatin (*jel'-at-in*) [*gelare*, to congeal]. An albuminoid substance of jelly-like consistence, obtained by boiling connective tissue in water. **g., bone-**, the gelatin extracted from osseous tissue. **g. capsules,** capsules of gelatin designed for containing medicines of nauseating taste. **g. culture,** a culture-medium for bacteria containing from 8 to 15 % of gelatin, in order to give it a solid consistence. **g. disc,** a disc of medicated gelatin used in ophthalmology. **g., glycerinated** (*gelatinum glycerinatum*, U. S. P.), a preparation of gelatin, glycerol, and water. Used as a vehicle for suppositories and bougies. Syn., *glycerin-jelly.* **g., medicated,** gelatin discs or lamellæ mixed with medicated substances. The gelatin lamellæ of the British Pharmacopeia contain traces of alkaloids, for introduction into the conjunctival sac. They are dissolved by the tears, and the effects of the alkaloids are thus obtained. **g, peptone,** a substance produced by digesting gelatin. **g. sugar.** See *glycocoll.*

gelatination (*jel-at-in-a'-shun*). See *gelification.*

gelatiniferous (*jel-at-in-if'-er-us*) [*gelatin; ferre*, to bear]. Producing gelatin.

gelatiniform (*jel-at-in'-if-orm*) [*gelatin; forma*, form]. Resembling gelatin. **g. degeneration,** waxy or lardaceous degeneration.

gelatinize (*jel-at'-in-īz*) [*gelatin*]. To convert into a jelly-like mass.

gelatinoid (*jel-at'-in-oid*) [*gelatin;* εἶδος, likeness]. 1. Resembling gelatin. 2. Any member of a class of nitrogenous substances, including chondrin, collagen, elastin, gelatin, etc.

gelatinolytic (*jel-at-in-o-lit'-ik*). Dissolution or splitting up of gelatin.

gelatinosa (*jel-at-in-o'-sah*). Wilder's term for the substantia gelatinosa.

gelatinous (*jel-at'-in-us*) [*gelatin*]. Resembling or having the nature of gelatin.

gelatio (*jel-a'-she-o*) [L.]. Synonym of *frostbite.*

gelation (*jel-a'-shun*) [*gelatio*, a freezing]. 1. Freezing; also frost-bite, or chilblain. 2. Catalepsy.

gelatol (*jel'-at-ol*). An ointment-base consisting of a mixture of oil, glycerol, gelatin, and water.

gelatose (*jel'-a-tōs*). A product of the action of gastric juice on gelatin. It is capable of osmosis. **g. silver.** See *albargin.*

geld. To castrate.

gelding (*gel'-ding*). 1. Castration. 2. A castrated person or animal.

gelid (*jel'-id*) [*gelidus*, cold]. Ice-cold.

gelification (*jel-if-i-ka'-shun*). Gelatinization; the conversion of a substance into a jelly-like mass. Syn., *gelatination.*

Gellé's test (*zhel-a'*) [Marie Ernest *Gellé*, French aurist, 1834–]. 1. The vibrations of a tuning-fork placed in contact with a rubber tube, the nozzle of which is inserted into the meatus, are distinctly perceived when the air is compressed by pressure upon the bulb attached to the tube. This does not occur when the chain of ossicles is diseased. 2. The air in the external auditory canal is compressed and a vibrating tuning-fork placed upon the vertex of the skull. In the normal ear the vibrations are diminished.

gelose (*jel'-ōs*) [*gelare*, to freeze] 1. The gelatinizing principle of agar. 2. A culture medium for bacteria.

gelosin (*jel'-o-sin*). A mucilage from Japanese alga.

gelotherapy (*jel-o-ther'-ap-e*) γελᾶν, to laugh; *therapy*]. Treatment of disease by the induction of laughter.

gelsemin (*jel'-sem-in*) [*gelsemium*]. A resinoid from the root of *Gelsemium sempervirens;* it is antipyretic, antispasmodic, emmenagogue, and narcotic. Dose ¼–1 gr. (0.008–0.065 Gm.).

gelsemine (*jel'-sem-ēn*). A poisonous alkaloid, $C_{12}H_{14}NO_2$, from gelsemium; it is sometimes employed locally in the eye for the production of mydriasis.

gelseminine (*jel-sem'-in-ēn*). An alkaloid of gelsemium. It is an amorphous yellowish-white, bitter, very poisonous powder, soluble in ether and chloroform, less so in alcohol and water. Dose gr. $\frac{1}{60}$–$\frac{1}{30}$.

gelsemism (*jel'-sem-izm*). Poisoning from the use of *Gelsemium sempervirens.* In light cases it is marked by dizziness, ptosis, and weakness of the legs; in severe cases, by tremor, anesthesia, and dyspnea.

gelsemium (*jel-se'-me-um, jel-sem'-e-um*) [*gelseminum*, jasmine]. Yellow jasmine. The root of *G. sempervirens*, the properties of which are mainly due to a bitter alkaloid, *gelsemine*, $C_{12}H_{14}NO_2$, a powerful motor depressant, antispasmodic, and diaphoretic. In toxic doses it produces diplopia, extreme muscular weakness, and anesthesia, death occurring from asphyxa. Gelsemium is used in neuralgia, especially in migraine, in dysmenorrhea, hysteria, chorea, delirium tremens, and in malarial and typhoid fevers. **g., fluidextract of** (*fluidextractum gelsemii*, U. S. P.). Dose 2–5 min. (0.13–0.3 Cc.). **g., tincture of** (*tinctura gelsemii*, U. S. P.). Dose 5–15 min. (0.3–0.9 Cc.).

gelsemiumism (*jel-sem'-e-um-izm*). Habitual poisoning with gelsemium.

gelsemperin (*jel-sem'-per-in*). A preparation from *Gelsemium sempervirens.* Dose ¼–1 gr. (0.008–0.065 Gm.).

Gely's suture (*zha-le*) [Jules Aristide *Gely*, French surgeon, 1806–1861]. An intestinal suture applied by a thread with a needle at each end.

gemellary (*jem-el'-ar-e*) [*gemellus*]. Relating to or like twins.

gemelliparous (*jem-el-ip'-ar-us*) [*gemellus; parere*, to bring forth]. Bearing twins.

gemellus (*jem-el'-us*) [dim. of *geminus*, a twin: pl., *gemelli*]. Applied to one of two muscles, *gemellus superior* and *gemellus inferior;* also to the gastrocnemius muscle, on account of its two heads of origin. See *muscles, table of.*

gemina (*jem'-in-ah*) [L., twins]. A name for the corpora quadrigemina, or optic lobes. They constitute the larger part of the mesocœlian roof.

geminate (*jem'-in-āt*) [*geminus*, a twin]. In pairs.

gemination (*jem-in-a'-shun*) [*geminus*, twin]. The production of twins. The development of two teeth in a single sac. See *geminous teeth.*

geminous (*jem'-in-us*) [*geminus*, a twin]. Same as *geminate.* **g.** or **connate teeth,** twin-formation of teeth from a double dental germ in a single sac, which develop two teeth of the same class where there should be but one.

gemma (*jem'-ah*) [L]. A bud, a bulb or bulb-like structure.

gemmation (*jem-a'-shun*) [*gemmare*, to put forth buds]. Budding; a mode of reproduction seen in low forms of animal and vegetable life, and characterized by the formation of a small projection from the parent-cell, which is constricted off and forms another organism

gemmule (*jem'-ūl*) [*gemmula*, dim. of *gemma*, a bud]. A small bud.

gen(s) (*jen*). See *Gene*

gena (*je'-nah*). The cheek.

genal (*je'-nal*) [γένυς, the cheek]. Relating to the cheek **g. line,** a furrow on the cheek produced by abdominal disease.

genaspirin (*jen-as'-pir-in*). Same as aspirin, *q. v.*

genera (*jen'-er-ah*) [L]. Plural of *genus.*

general (*jen'-er-al*) [*genus*, race]. Common to a class; distributed through many parts; diffuse. **g. anatomy,** anatomy of the tissues in general, as distinguished from *special anatomy,* that dealing with special organs. **g. paralysis, g. paresis.** See *paralysis, general.* **g. pathology.** See *pathology, general.*

generalize (*jen'-er-al-īz*). To make general, as a disease.

generate (*jen'-er-āt*) [*generare*, to beget]. To beget; to produce of the same kind.

generatio æquivoca (*jen-er-a'-she-o e-kwiv'-o-kah*) [L.]. See *generation, spontaneous.*

generation (*jen-er-a'-shun*) [*generare*, to beget]. 1. The act of begetting offspring. 2. A period extending from the birth of an individual to the birth of his offspring, usually a third of a century **g., alternate,** the alternation of asexual with sexual generation in the same species, the offspring of one process differing from that of the other. **g., asexual,** reproduction without previous sexual union; reproduction by fission or gemmation. **g., organs of,** those that are functional in reproduction **g., sexual,** reproduction by the union of a male and a female. **g., spontaneous,** the generation of living from non-living matter.

generative (*jen'-er-a-tiv*). Pertaining to generation.

generic (*jen-er'-ik*) [*genus*, a kind]. 1. Pertaining to the same genus. 2. General.

generin (*jen'-er-in*). A hypothetical hormone said to induce menstruation.

gene (*jēn*, or *jen*). 1. Unit of inheritance, transmitted in the germ cells, which by interaction with the genic and cytoplasmic complex, controls the development of a character. The genes are arranged linearly in the chromosomes. 2. "The physical basis of heredity"—or more figuratively, the atom of the genetic molecule.

genesial, genesiac (*jen-e'-se-al, jen-e'-se-ak*) [*genesis*]. Pertaining to generation.

genesic, genetic (*jen-e'-sik, jen-et'-ik*) [*genesis*]. 1. Pertaining to generation; producing. 2. A drug acting on the genital apparatus. 3. A disease affecting the genital organs. **g. affinity,** relationship by direct descent.

genesiology (*jen-e-se-ol'-o-je*) [γένεσις, reproduction; λόγος, science]. The science of reproduction.

genesis (*jen'-es-is*) [γένεσις, production]. Begetting; development; origin; formation; generation.

genetica (*jen-et'-ik-ah*). Agents affecting the sexual organs.

geneticist (*jen-et'-is-ist*) [*genesis*]. One specially interested in genetics.

genetics (*jen-et'-iks*). The laws pertaining to generation.

genetous (*jen'-et-us*) [*genesis*]. Congenital.

Genga's bandage (*gen'-gah*). A roller bandage applied from below upward over a graduated compress, to control hemorrhage.

Gengou's phenomenon or **reaction** (*zhon-goo*) [O. *Gengou*, French bacteriologist]. Complement fixation.

genial (*je-ni'-al*) [γένειον, chin]. Pertaining to the chin. **g. tubercles,** four prominent tubercles on the internal surface of the lower jaw.

genian (*je-ni'-an*). Genial. *q. v.*

genicular (*jen-ik'-ū-lar*). Pertaining to the knee joint; used of arteries.

geniculate, geniculated (*jen-ik'-ū-lāt, -ed*) [*geniculatus*, with bended knee]. Abruptly bent. **g. bodies,** the corpora geniculata, two oblong, flattened bodies, the *external* (*pregeniculum*) and the *internal* (*postgeniculum*) *geniculate bodies,* on the posterior inferior part of the optic thalamus. **g. ganglion.** See *ganglion, geniculate.*

geniculum (*jen-ik'-ū-lum*) [dim. of *genu*, knee]. 1. A small angular structure. 2. A knot-like structure. 3. One of the two eminences on the latero-caudal aspect of the diencephal; the post-geniculum is mesad and more distinct, and the pregeniculum, laterad and less distinct.

genio- (*je-ne-o-*) [γένειον, chin]. A prefix denoting connection with the chin.

geniohyoglossus muscle. See under *muscle.*

geniohyoid muscle. See under *muscle.*

genion (*je'-ne-on*) [γένειον, chin]. 1. The chin. 2. In craniometry, the point at the apex of the lower genial tubercle.

genioplasty (*je'-ne-o-plas-te*) [*genio-*; πλάσσειν, to form]. Operative restoration of chin, or cheek.

genital (*jen'-it-al*) [*genitalis*, pertaining to generation; from *gignere*, to beget]. Pertaining to the organs of generation or to reproduction. **g. corpuscle.** See *corpuscle.* **g. eminence, g. tubercle,** an elevation appearing about the sixth week of embryonic life in front of the cloaca, and from which the penis or clitoris is developed. **g. folds,** the cutaneous folds around the genital tubercle. **g. furrow,** a groove on the under surface of the genital tubercle. **g. spots,** nasal parts which show increased sensitiveness during menstruation. **g. tubercle,** a fetal eminence giving origin to the genitalia.

genitalia (*jen-it-a'-le-ah*) [*genital*]. The organs of generation. The male has two testicles or seminal glands, with their excretory ducts, the prostate, the penis, and the urethra. The female genitalia include the vulva, the vagina, the ovaries, the Fallopian tubes, and the uterus.

genitalist (*jen'-ĭt-al-ist*) [*genitalis*, pertaining to generation]. One who is a specialist in the treatment of diseases of the genital organs.

genitality (*jen-ĭt-al'-ĭt-e*) [*genital*]. Capacity for taking part in generation.

genitals (*jen-ĭt'-als*). The organs of generation. See *genitalia*.

genito- (*jen-ĭt-o-*) [*genitalis*, genital]. A prefix denoting relation to the genital organs.

genitocrural (*jen-ĭt-o-kru'-ral*). See under *nerve*

genitofemoral (*jen-ĭt-o-fem'-or-al*). 1. Pertaining to the genitals and the thigh. 2. Genitocrural.

genitourinary (*jen-ĭt-o-ū'-rĭn-a-re*). Relating to the genitalia and the urinary organs.

genius (*je'-ne-us*) [*gignere*, to beget]. Some dominant, distinctive quality. **g. epidemicus.** 1. The predominant characteristic of an endemic or epidemic disease (inflammatory, catarrhal, etc.). 2. The totality of conditions (atmospheric, supernatural, etc.) which favor the prevalence of an endemic or epidemic disease. **g. morbi,** the special or predominant feature of a disease.

Gennari's layer (*jen-ah'-re*) [Francisco *Gennari*, Italian anatomist]. See *Baillarger's layer*.

genoblast (*jen'-o-blast*) [γένος, sex; βλαστός, germ]. 1. The nucleus of the impregnated ovum, regarded as bisexual. 2. An ovum or spermatozoon.

genocatachresia (*jen-o-kat-ak-re'-ze-ah*) [γένος, sex; κατάχρησις, misapplication]. Perversion of the sexual instinct.

genometabole (*jen-o-me-tab'-o-le*) [γένος, sex; μεταβολή, change]. The modification of sexual character that may follow the menopause.

genophores (*je'-no-fōrs*) [γεννάω, I produce; φέλειν, to bear]. Sub-units within the genes. They consist of disk-like dotted segments laid in continuity, like a rope.

genoplasty (*jen'-o-plas-te*). See *genyplasty*.

genotype (*jēn'-o-tīp*). In biology, the germinal type with all its hereditary peculiarities.

Gentele's test for glucose. On the addition of a glucose solution to a solution of potassium ferricyanide rendered alkaline with caustic soda or potash it is decolorized, with the formation of potassium ferrocyanide on applying gentle heat. Uric acid gives this same reaction.

gentian (*jen'-she-an*) [*gentiana*, gentian]. The common name for species of *Gentiana*. The *gentian* of the U. S. P. is the dried rhizome and roots of *Gentiana lutea*, containing a neutral bitter principle, *gentiopicrin*, $C_{26}H_{30}O_{12}$, and *gentianin*, or *gentisin*, $C_{14}H_{10}O_5$. There are several other species of gentian (*G. purpurea*, *G. catesbæi*), very similar in action to *G. lutea*. Gentian is an excellent tonic, simple bitter. **g., extract of** (*extractum gentianæ*, U. S. P.). Dose 1–5 gr. (0.065–0.32 Gm.). **g., fluid-extract of** (*fluidextractum gentianæ*, U. S. P.). Dose ½–1 dr. (2–4 Cc.). **g., infusion of, compound.** Dose 1 dr.–1 oz. (4–32 Cc.). **g., tincture of, compound** (*tinctura gentianæ composita*, U. S. P.). Dose ½–2 dr. (2–8 Cc.). **g.-violet,** a basic aniline dye, staining tissues violet. It is said to restrain the growth of bacteria. Used in the treat-ment of wounds.

gentianin (*jen'-she-an-in*). A crude bitter substance from gentian; it is used as a tonic in dyspepsia, hysteria, etc. Syn., *crude gentianic acid; crude gentisin.*

gentianophil, gentianophilous (*jen'-shan-o-fil, jen-shan-of'-il-us*) [*gentiana*; φιλεῖν, to love]. Staining readily with dyes of gentian-violet.

gentianophobic (*jen-she-an-o-fo'-bik*). Not staining readily, or at all, with dyes of gentian violet.

gentianose (*jen'-she-an-ōs*), $C_{18}H_{32}O_{11}$. A crystallizable polysaccharid obtained from gentian root.

gentiopicrin (*jen-she-o-pik'-rin*) [*gentian*; πικρός, bitter]. A bitter, crystalline glucoside obtained from gentian.

gentisin (*jen'-tis-in*) [*gentiana*, gentian], $C_{14}H_{10}O_5$. A coloring-matter contained in gentian-root; it crystallizes in yellow needles.

genu (*jen'-ū*) [L., "the knee:" pl., *genua*]. 1. The knee. 2. Any structure bent like a knee, as the *genu* of the corpus callosum or of the optic tract. **g. extrorsum,** out-knee; outward bowing of the knee, bowleg. **g. introrsum.** Same as *g. valgum*. **g. recurvatum,** the backward curvature of the knee-joint. **g. valgum,** inward curving of the knee; knock-knee; in-knee. **g. varum.** Same as *g. extrorsum*.

genual (*jen'-ū-al*) [*genu*, the knee]. Pertaining to a knee or to a genu.

genuclast (*jen'-ū-klast*) [*genu*; κλάειν, to break]. An instrument for breaking adhesions of the knee-joint.

genucubital (*jen-ū-kū'-bit-al*) [*genu*; *cubitus*, elbow]. Relating to or supported by the knees and elbows.

genufacial (*jen-ū-fa'-shal*) [*genu*, knee; *facialis*, of the face]. Relating to the knees and face.

genuflex (*jen-ū-fleks'*) [*genu*, knee; *flexus*, bent]. Bent at, or like, the knee. Also, bent at any joint.

genupectoral (*jen-ū-pek'-to-ral*) [*genu*; *pectus*, breast]. 1. Relating to the knee and the chest. 2. Pertaining to the knee-chest posture—the patient resting upon the knees and chest.

genus (*jēn'-us*) [L.]. A species or collection of species having in common characteristics differing greatly from those of other species.

geny- (*jen-e-*) [γένυς, jaw or cheek] A prefix denoting relation to the jaw or the cheek.

genyantralgia (*jen-e-an-tral'-je-ah*) [γένυς, jaw; ἄντρον, cave; ἄλγος, pain]. Pain or neuralgia in the antrum of Highmore.

genyantritis (*jen-e-an-trī'-tis*) [*genyantrum*; ιτις, inflammation]. Inflammation of the genyantrum.

genyantrum (*jen-e-an'-trum*) [*geny-*; ἄντρον, cave]. The maxillary antrum or antrum of Highmore

genycheiloplasty (*jen-e-ki'-lo-plas-te*) [*geny-*; χεῖλος, lip; πλάσσειν, to form]. Plastic surgery of both cheek and lip.

genyplasty (*jen'-e-plas-te*) [*geny-*; πλάσσειν, to form]. An operation for restoring the cheek or the jaw

geode (*je'-ōd*). A lymph-space.

geoform (*je'-o-form*). A tasteless, odorless, non-toxic compound of guaiacol and formaldehyde; it is used as an antiseptic.

geographic tongue (*je-o-graf'-ik*). An eruption on the dorsum of the tongue, which becomes covered with sinuous, maplike lines.

geolin (*je'-o-lin*) [γῆ, earth; *oleum*, oil]. A trade name for a petrolatum resembling vaselin.

geophagia (*je-o-fa'-je-ah*). See *geophagism*.

geophagism (*je-of'-aj-izm*) [γῆ, earth; φαγεῖν, to eat]. The practice of eating earth or clay.

geophagist (*je-off'-aj-ist*) [γῆ, earth; φαγεῖν, to eat]. A dirt-eater.

geophagous (*je-off'-ag-us*) [γῆ, earth; φαγεῖν, to eat]. Addicted to dirt-eating

geophagy (*je-off'-aj-e*). See *geophagism*.

Georget's stupidity (*jor-jet*). Simple mental confusion without hallucination or delusion.

geosote (*je'-o-sōt*). See *guaiacol valerate*.

geotalose (*je-o'-tal-ōs*). A compound of creosote with a mucocolloidal base.

geotaxis (*je-o-taks'-is*). Geotropism.

geotropism (*je-ot'-ro-pizm*) [γῆ, the earth; τρέπειν, to turn]. In biology, the tendency of roots and other parts to grow downward toward the earth.

gephyrophobia (*jef-e-ro-fo'-be-ah*) [γέφυρα, a bridge; φόβος, fear]. Fear of crossing a bridge.

geracomia (*je-rak-o'-me-ah*). Care of old age; care of aged persons.

geracomium (*je-rak-o'-me-um*). An institution for the care of the aged.

geramorphism (*je-rah-mor'-fizm*) [γῆρας, old age; μόρφη, form]. Appearance of old age in the young.

geraniin (*je-ra'-ne-in*) [*geranium*]. A precipitate from the tincture of Cranesbill, *Geranium maculatum*. It stimulates and contracts the caliber of the capillary vessels of the mucous membranes, etc. Dose 1 to 3 gr.

geraniol (*je-ra'-ne-ol*), $C_{10}H_{17}OH$. A colorless, highly refractive liquid with strong odor of roses, separated from oil of Indian geranium, *Andropogon nardus*. It is an isomerid of borneol.

geranium (*jer-a'-ne-um*) [γεράνιον, geranium]. The *geranium* of the U. S. P. is the root of *G. maculatum*, crane's-bill root, the properties of which are due to tannic and gallic acids. It is an astringent, useful in diarrhea, etc. **g., fluidextract of** (*fluidextractum geranii*, U. S. P.). Dose ½–1 dr. (2–4 Cc.).

geratic (*jer-at'-ik*) [γῆρας, old age]. Relating to old age.

geratology (*jer-at-ol'-o-je*) [γῆρας, old age; λόγος, a discourse]. 1 A department of biology treating of the decadence and gradual extinction of a group of organisms. 2. See *gereology*.

Gerdy, fibers of (*zher-de'*) [Pierre Nicholas *Gerdy*, French surgeon, 1797–1856]. The superficial transverse ligament of the fingers, a fibrous band bounding the distal margin of the palm. **G., fontanel of,** an abnormal or supernumerary fontanel existing between the two parietal bones at the point at which the sagittal suture ceases to be serrated and becomes nearly rectilinear. **G., ligament of,** the suspensory ligament of the axilla that extends along the lower border of the pectoralis major and latissimus dorsi beneath the skin surrounding the hollow of the axilla. **G., tubercle of,** a more or less pronounced elevation situated anteroexternally to the tubercle of the tibia, to which it is joined by a short ridge; it serves for the attachment of the tibialis anticus.

gereology, gerœology (*jer-e-ol'-o-je*) [γῆρας, old age; λόγος, science]. The science of old age; the structural changes and diseases incident to it, its hygiene, etc. See *geriatrics*.

Gerhardt's change of pitch (*gār'-hart*) [Carl Adolf Christian Jacob *Gerhardt*, German physician, 1883–1903]. The tympanitic sound heard over partly filled cavities is of a lower pitch when the patient is sitting than when he is lying down. **G.'s disease.** See *erythromelalgia*. **G.'s sign.** 1. A systolic bruit heard between the mastoid process and spinal column in cases of aneurysm of the vertebral artery. 2. Incomplete filling of the external jugular vein on the affected side, occasionally seen in thrombosis of the transverse sinus. 3. A band of dulness on percussion, superimposed upon the normal precordial dulness, about 3 cm. in width and extending toward the left clavicle; it is observed in cases of the persistence of the ductus arteriosus. 4. The absence of the movement of the larynx in dyspnea due to aneurysm of the aorta. In dyspnea from other causes the excursions of the larynx are extensive.

Gerhardt's reaction for acetoacetic (diacetic) acid in the urine (*zher-hart'*) [Charles Frédéric *Gerhardt*, French chemist, 1816–1856]. A premonitory sign of diabetic coma. Treatment with a solution of ferric chloride causes a gray precipitate, which is removed by filtration; on the further addition of the reagent a deep, Bordeaux-red color appears, which disappears on adding a few drops of sulphuric acid. **G.'s test for urobilin,** shake urine with chloroform to extract the urobilin; add to this extract an iodine solution, and then a solution of caustic potash; a green fluorescence will result.

Gerhardt-Semon's law (*gār'-hart-se'-mon*) [C. A. C. J. *Gerhardt* (see above); Sir Felix *Semon*, English laryngologist, 1849–1921]. Certain central or peripheral lesions of the recurrent laryngeal nerve cause the vocal cord to assume a position midway between adduction and abduction, the lesion of the nerve being insufficient to destroy it and to provoke a complete paralysis of the vocal cord (cadaveric position).

geriatrics (*je-re-at'-riks*) [γῆρας, old age; ἰατρική, medical treatment]. The branch of medicine dealing with the diseases of old age.

geriatrist (*je'-re-at-rist*) [*geriatrics*] One who treats the aged

geril bread (*jer'-il*). A bread containing 7% of protein and 9% of reducing sugar; recommended for diabetics, and constipation.

Gerlach's network (*ger'-lak*) [Joseph von *Gerlach*, German anatomist, 1820–1896]. The interlacing of the dendritic processes of the ganglion-cells in the gray matter of the spinal cord. The net-work is only apparent, since the processes do not anastomose, but are merely in contact or contiguity. **G.'s tubal tonsil,** a mass of adenoid tissue in the lower part of the Eustachian tube, particularly along its median wall and about the pharyngeal orifice. **G.'s valve,** a circular valve sometimes existing at the orifice of the vermiform appendix in the cecum.

Gerlier's disease (*zher-le-a'*) [Felix *Gerlier*, Swiss physician, 1840–1914]. An endemic disease characterized by vertigo, ptosis, paresis of the extremities, and great depression. Syn., *vertige paralyzant*.

germ (*jerm*) [*germen*, sprig; offshoot]. 1. An ovum, a spore, seed, an undeveloped embryo. 2. A microbe or bacterium. **g.-area,** the spot on an ovum where the development of the embryo begins. **g.-cell,** a cell resulting from a fecundated germinal vesicle. **g.-disease,** any disease of microbic origin. **g.-epithelium,** a thickening on the ventromesial aspect of the Wolffian body, giving rise to the male and female sexual elements. **g.-force,** plastic or constructive force. **g.-layer,** any one of the layers of a developing embryo. **g.-plasm,** the reproductive or hereditary substance of living organisms, which is passed on from the germ-cell in which an organism originates in direct continuity to the germ-cells of succeeding generations. **g.-ridge.** Same as *g.-epithelium*. **g. theory,** the doctrine of the origin of every organism from a germ or germ-plasm; also the theory that certain diseases are due to the development of microorganisms in the body.

German measles. See *rubella.*

germander (*jer-man'-der*) [ME., *germawnder*]. A popular name for plants of the labiate genus *Teucrium.*

germanium (*jer-ma'-ne-um*). A chemical element. See *elements, table of.*

germicidal (*jer-mis-i'-dal*) [see *germicide*]. Destroying germs.

germicide (*jer'-mis-īd*) [*germ; cædere,* to kill]. An agent that destroys germs.

germiculture (*jer'-me-kul-chur*) [*germ; cultura,* culture]. The artificial culture of bacteria.

germifuge (*jer'-me-fūj*) [*germ; fugare,* to banish]. 1. Having the power of expelling germs. 2. An agent that expels germs.

germiletum (*jer-mil-e'-tum*). An antiseptic said to consist of a solution of borohydrofluoric and borosalybenzoic acids, boroglycerol, and formaldehyde with potassium permanganate, menthol, thymol, and aromatics.

germinal (*jer'-min-al*) [*germ*]. Pertaining to a germ or to the development of a tissue or organ. **g. area.** See *germ-area.* **g. disc.** See *disc, germinal.* **g. membrane,** the blastoderm. **g. spot,** the nucleolus of the ovule. **g. vesicle,** the blastodermic vesicle.

germination (*jer-min-a'-shun*) [*germinatio,* sprouting; budding]. Development or sprouting of a seed or spore.

germinative (*jer'-min-at-iv*). Pertaining to germination.

germol (*jer'-mol*). A bactericidal preparation analgous to cresol.

germule (*jer'-mūl*). An incipient germ.

gerocomia, or **gerocomy** (*jer-o-kō'-me-ah,* or *jer-ok'-o-me*) [γέρων, old man; κομεῖν, to care for]. The hygienic and medical care of old people.

gerocomium (*jer-o-ko'-me-um*) [γέρων, old man; κομεῖν, to care for]. A home or institution for aged people.

geroderma (*je-ro-der'-mah*) [γέρων, old man; δέρμα, skin]. Dystrophy of the skin producing the wrinkled appearance of old age.

gerodermia (*jer-o-der'-me-ah*). See *geromorphism.*

geromarasmus (*jer-o-mar-az'-mus*) [γέρων, old man; μαρασμός, a wasting]. Emaciation and weakness characteristic of extreme old age.

geromorphism (*jer-o-mor'-fizm*) [γῆρας, old age; μορφή, form]. The appearance of age in a young person.

gerontal (*jer-on-tal*). Pertaining to the aged.

gerontic (*jer-on'-tik*). Pertaining to old age.

gerontin (*jer-on'-tin*), $C_5H_4N_2$. A poisonous leukomaine from the hepatic cells of dogs.

gerontology (*jer-on-tol'-o-je*) [γέρων, an old man; λόγος, discourse]. 1. The science of old age, 2. The physiology and pathology of old age.

gerontopia (*jer-on-to'-pe-ah*). See *presbyopia.*

gerontoxon (*jer-on-toks'-on*) [γέρων, an old man; τόξον, a bow]. The arcus senilis.

Gerota's capsule (*jer-o'-tah*). The fascia around the kidney.

geroxide (*jer-oks'-īd*) [*geranium; oxide*]. Trade name of a preparation of germanium dioxide

Gerrard's test for glucose. To a 5% solution of potassium cyanide add Fehling's solution until the blue color just commences to disappear. On heating this solution to boiling with one containing glucose, no precipitation of cuprous oxide results, but the solution will be more or less decolorized.

Gersuny's paraffin prosthesis (*gār-soo'-nēz*) [Robert-*Gersuny,* Bohemian Surgeon, 1844–1924]. The replacement of the cartilaginous portion of the nasal septum by paraffin. **G.'s symptom,** a peculiar sensation of adhesion of the mucosa of the bowel to the fecal mass while pressure is made with the tips of the fingers in cases of coprostasis.

gestation (*jes-ta'-shun*) [*gestare,* to bear]. Pregnancy. **g., abdominal,** the form of extrauterine gestation in which the product of conception is developed in the abdominal cavity. **g., double.** 1. Twin pregnancy. 2. The coexistence of uterine and extrauterine pregnancy. **g., ectopic.** Same as *g., extrauterine.* **g., extrauterine,** development of the ovum outside of the uterine cavity See *pregnancy*

gestosis (*jes-to'-sis*). Any toxemic manifestation in pregnancy.

ghee, ghi [Hind.]. Butter clarified and liquefied by slow boiling and used as a base for ointments and as a dressing for wounds.

ghost-corpuscles (*gōst*). See *corpuscle, phantom.*

Giacomini's band (*yah-ko-me'-ne*) [Carlo *Giacomini,* Italian anatomist, 1840–1898]. A grayish band, continuous with the gyrus dentatus, which passes from the cleft between the hippocampal and uncinate gyruses transversely over the latter and disappears on its ventricular surface.

giant (*ji'-ant*) [γίγας, giant]. A being or organism abnormally large. **g.-cell.** See *cell, giant-.* **g.-finger.** Synonym of *macrodactyly.*

giantism (*ji'-ant-izm*). See *gigantism.*

Gianuzzi, cells or crescents of (*yan-oot'-se*) [—— *Gianuzzi,* Italian anatomist]. Granular protoplasmic cells found in mucous glands between the mucous cells and the basement-membrane; they play an important part in the functional activity of the gland. See *demilune cells*

Giardia (*je-ar'-di-ah*). Same as *Lamblia, q. v.*

giardiasis (*je-ar-di'-as-is*). Infestation with giardia.

gibber (*gib'-er*) [*gibbus,* a hump]. A sac-like enlargement. **g. inferior thalami.** See *pulvinar.* **g. ulnæ,** the olecranon

Gibbon's hydrocele (*gib'-un*) [Quinton V. *Gibbon,* American surgeon, 1813–1894]. Hydrocele with a voluminous hernia.

gibbositas (*gib-os'-it-as*) [L.]. Gibbosity; the condition of being a hunchback.

gibbosity (*gib-os'-it-e*) [*gibbus*]. The condition of being humpbacked.

gibbous (*gib'-us*) [*gibbus*]. Humpbacked. Swollen, convex, protuberant, especially on one side.

gibbus (*gib'-us*) [L.]. A hump.

Gibert's pityriasis (*zie-bair'*) [Camille Melchior *Gibert,* French physician, 1797–1866]. Pityriasis rosea.

Gibert's syrup (*zje-bair'*). A French preparation used in the secondary stage of syphilis; each ounce contains $\frac{1}{2}$ gr. biniodide of mercury, and 5 gr. potassium iodide, in syrup and water.

Gibney's perispondylitis (*gib'-ne per-e-spon-dil-i'-tis*) [Virgil Pendleton *Gibney,* American orthopedist, 1847–]. A painful condition of the muscles of the spine.

Gibraltar fever. Synonym of *Malta fever.*

Gibson's bandage (*gib'-sun*) [Kasson C. *Gibson,* American dentist]. A bandage for fracture of the lower jaw.

Gibson's rule (*gib'-sun*). If the systolic blood pressure (in millimeters of mercury) falls below the pulse rate per minute, the prognosis in lobar pneumonia is bad; and *vice-versa,* if it does not fall below the pulse rate, the prognosis is good.

gid (*gid*) [ME., *gidie*, dizzy]. Staggers in sheep, a disease caused by a cystic worm in the brain, formerly called *Cœnurus cerebralis*.

giddiness (*gid'-e-nes*) [ME., *gidie*, dizzy]. A sensation of whirling or unsteadiness of the body, usually accompanied by more or less nausea.

Giemsa's stain (*gēm'-sah*) [G. *Giemsa*, German bacteriologist]. Azur II, eosin, 3 Gm.; azur II, 0 8 Gm.; glycerin, 250 Gm.; methylalcohol, 250 Gm This stain is used in the detection of *Spirochæta pallida*.

Gierke's corpuscles (*gēr'-keh*) [Hans Paul Bernhard *Gierke*, German anatomist, 1847–1886]. Roundish, colloid bodies, of a significance not yet determined, sometimes found in the central nervous system; they appear to be identical with Hassall's corpuscles. **G.'s respiratory bundle.** See *Krause's respiratory tract.*

Gifford's reflex (*gif'-urd*) [Harold *Gifford*, American ophthalmologist, 1858–]. Contraction of the pupil, occurring when a strong effort is made to close the lids, which are kept apart. **G.'s sign**, inability to evert the upper eyelid in the early stages of exophthalmic goiter.

gigantism (*ji-gan'-tizm*) [γίγας, giant] Abnormal overgrowth or excessive size of the whole or of part of the body.

gigantoblast (*ji-gan'-to-blast*) [*gigantism*; βλαστός, a germ]. A large nucleated red blood-corpuscle.

gigantochromoblast (*ji-gan-to-krō'-mo-blast*). A gigantoblast.

gigantocyte (*ji-gant'-o-sīt*) [*gigantism*; κύτος, cell]. A large nonnucleated red blood-corpuscle.

gigantosoma (*ji-gan-to-so'-mah*) [γίγας, giant; σῶμα, body] Gigantism.

Gigli's operation (*jēl'-ye*) [Leonardo *Gigli*, Italian gynecologist, 1863–1908]. Hebotomy. **G.'s saw**, a chain saw for use in G.'s operation.

Gilbert's sign (*zhēl-bair'*) [Augustin *Gilbert*, French physician, 1858–]. In cirrhosis of the liver the urine is excreted more rapidly during fasting than after a full meal.

gill (*gil*). One of the respiratory organs of such animals as breathe the air that is mixed with water. Cf. *branchiæ*.

gill (*jil*) [*gilla*, a flask]. One-fourth of a pint.

Gillenia (*jil-e'-ne-ah*) [Arnold *Gill*, German botanist]. A genus of rosaceous herbs. *G. stipulacea* (bowman's root; Indian physic) and *G. trifoliata*, of North America, are safe and effective substitutes for ipecac. Dose of *fluidextract* of *G. trifoliata*, as expectorant, 3–8 min. (0.2–0.5 Cc.); mild emetic, 20–30 min. (1.2–1.8 Cc.).

gillenin (*jil'-en-in*) [see *gillenia*]. The active principle of American ipecac. Dose 4–6 gr. (0.26–0.4 Gm.).

Gilles de la Tourette's disease. See under *Tourette.* **G. de la T.'s sign.** See under *Tourette.*

gilvor (*jil'-vor*) [*gilvus*, pale yellow]. The earthy complexion accompanying certain forms of cachexia and dyscrasia.

Gimbernat's ligament (*gim'-ber-nat*) [Antonio de *Gimbernat*, Spanish surgeon, 1742–1790]. The triangular portion of the aponeurosis of the external oblique that is attached to the mesal end of Poupart's ligament in front and to the iliopectineal line behind and externally.

gin (*jin*) [OF., *genevre*, juniper]. Common grain-spirit distilled and flavored with juniper-berries. It is a stimulant and diuretic. *Spiritus juniperi compositus* is its official substitute in the U. S. P. **g.-drinker's liver**, the liver of atrophic cirrhosis due to alcoholism.

gingament (*jin'-ja-ment*). Trade name of a stomachic; said to contain sodium bicarbonate, ammonium bicarbonate, oil of peppermint, saccharin and ginger.

ginger (*jin'-jer*). See *zingiber.*

gingerol (*jin'-jer-ol*). A pungent oil from zingiber.

gingiva (*jin-ji'-vah*) [L.: *pl.*, *gingivæ*]. The gum; the vascular tissue surrounding the necks of the teeth and covering the alveoli.

gingival (*jin'-jiv-al*) [*gingiva*]. Relating to gums. **g. line**, a line along the gums, seen in chronic metallic poisoning, as the blue line of lead.

gingivalgia (*jin-jiv-al'-je-ah*) [*gingiva*, gum; ἄλγος, pain]. Neuralgia of the gums.

gingivectomy (*jin-jiv-ek'-to-me*) [*gingiva*; ἐκτομή, excision]. Excision of gingiva.

gingivitis (*jin-jiv-i'-tis*) [*gingiva*; ῖτις, inflammation]. Inflammation of the gums; ulitis. **g., expulsive,** osteo-periostitis of a tooth, which is gradually expelled from its socket. **g., interstitial,** an inflammation of the gums and alveolar processes preceding pyorrhœa alveolaris.

gingivoglossitis (*jin-jiv-o-glos-i'-tis*) [*gingiva*; γλῶσσα, tongue; ῖτις, inflammation). Inflammation of the gums and tongue; stomatitis.

ginglyform (*ging'-gle-form*). Ginglymoid.

ginglymoarthrodial (*gin-gle-mo-ar-thro'-de-al*). Both ginglymoid and arthrodial.

ginglymoid (*ging'-glim-oid*) [γίγγλυμος, a hinge; εἶδος, likeness]. Resembling a hinge-joint.

ginglymus (*gin'-glim us*). See *diarthrosis.*

ginseng (*jin'-seng*) [Chinese, *jin-tsan*, ginseng]. The root of several species of *Panax* or *Aralia*. It has no other medicinal virtues than those of a demulcent, but it has a wonderful reputation in China, to which country most of it is exported.

Giovannini's disease (*yo-vah-ne'-ne*) [Sebastiano *Giovannini*, Italian dermatologist]. A rare nodular disease of the hair caused by a fungus.

giraffe (*jir-af'*). See *dengue.*

Giraldès' "bonnet à poil" (*zje-ral-dās*) [Joachim Albin Cardozo Cazado *Giraldes*, Portuguese surgeon, 1808–1875]. Widening of the cranium in the frontal region in chronic hydrocephalus. **G.'s organ,** the paradidymis, a small, tubular organ found at the junction of the spermatic cord and epididymis. It is a remnant of some of the lower Wolffian tubules, and corresponds to the parovarium in the female.

Giraldesian organ. See *Giraldès' organ.*

Giraud-Teulon's law. Our binocular retinal images are localized at the point of intersection of the primary and secondary axes of projection.

girdle (*gir'-dl*) [AS., *gyrdel*, a waistband]. A band designed to go around the body; a structure resembling a circular belt or band. **g. anesthesia,** an anesthetic ring around the body. **g.-pain,** a sensation as if a girdle were drawn tightly around the body. **g., pelvic,** the bones (the two ossa innominata) forming the support for the lower limbs. **g.-sensation.** Same as *g.-pain.* **g., shoulder-,** the system of bones supporting the upper limbs or arms; it consists of the clavicles, scapulæ, and the manubrium sterni.

Girdner's probe (*gird'ner*) [John Harvey *Girdner*, American physician]. Telephonic probe, a modification of the *electric probe;* see *probe, electric.*

girmir (*gir'-mir*) [Arab.]. Tartar of the teeth.

githagism (*gith'-a-jism*) [*gith*, a black-seeded plant; *agere*, to carry]. The condition of chronic poisoning produced in man and animals attributed to the seeds of the corn-cockle (*Lynchis*

githago), which often find their way into cereal foods.

Giuffrida-Rugieri's stigma of degeneration (*yoo-fre'-dah-roo-je-er'-e*) [Vincenzo *Giuffrida-Rugieri*, Italian anthropologist]. The absence or incompleteness of the glenoid fossa.

gizzard (*giz'-ard*). The strong muscular stomach of birds used for triturating the food. A proprietary substance, *ingluvin*, prepared from it, has been used in dyspepsia.

Gl. Chemical symbol of *glucinum*. See *Beryllium*.

glabella, glabellum (*gla-bel'-ah, -um*) [dim. of *glab r*, smooth]. A point that is midway between the two supraorbital ridges.

glabellad (*gla-bel'-ad*) [dim. of *glaber*, smooth; *ad*, to]. Toward the glabella.

glabellar (*gla-bel'-ar*) [dim. of *glaber*, smooth]. Pertaining to the glabella.

glabellen (*gla-bel'-en*). Belonging to the glabella in itself.

glabrate (*gla'-brāt*) [*glabrare*, to make smooth]. Becoming or tending to smoothness or baldness.

glabrification (*gla-bri-fi-ka'-shun*) [*glaber*, smooth; *facere*, to make]. The process of becoming smooth, glistening, and hairless.

glabrificin (*gla-brif'-is-in*). An antibody which renders bacteria glabrous.

glabrous (*gla'-brus*) [*glaber*, smooth]. Smooth. Destitute of hairs or down.

glacial (*gla'-she-al*) [*glacies*, ice]. Icy; resembling ice in appearance, as *glacial* acetic or phosphoric acid.

glacialin (*gla-she-a'-lin*) [*glacies*, ice]. An antiseptic substance used for the preservation of foods. It consists of borax, boric acid, sugar, and glycerin.

gladiate (*glad'-e-āt*) [*gladius*, a sword]. Ensiform, or sword-shaped.

gladioline (*glad-i'-o-lēn*) [*gladiolus*]. An alkaloid in brain tissue.

gladiolus (*glad-i'-o-lus*) [dim. of *gladius*, a sword]. The middle or second piece of the sternum.

glair (*glār*) [ME., *glayre*, the white of egg]. The white of egg; any thin, viscous substance, as a mucous discharge.

glairin (*glār'-in*) [OF., *glaire*, the white of egg; from *clarus*, clear]. A peculiar organic, gelatinous substance found on the surface of some thermal waters. Syn., *baregin*.

glairy (*glār'-e*) [see *glairin*]. Slimy; viscous; mucoid.

glama (*gla'-mah*) [L.]. Lippitudo. An accumulation of gummy or hard material at the inner canthus of the eye; the material so accumulated.

gland [*glans*, an acorn]. 1. An organ which secretes something essential to the system or excretes waste materials the retention of which would be deleterious to the body The word is also applied to structures which have no visible, or external secretion, as the suprarenal capsules, the pineal gland, etc. In structure glands may be tubular or racemose, simple or compound. 2. The bulbous end of the penis and clitoris. **g.s, absorbent.** See *g.s, lymphatic*. **g., accessory thyroid,** a small mass of gland-tissue connected with the thyroid gland. **g., acinous.** See *g., racemose*. **g., admaxillary,** an accessory parotid or salivary gland. **g.s, aggregate.** See *Cowper's glands*. **g.s, agminated.** See *Peyer's glands*. **g.s, axillary,** the lymph-glands situated in the axilla. **g. of Bartholin.** See under *Bartholin*. **g.s, blood-.** See *g.s, hematopoietic*. **g.s, bronchial,** the lymph-glands of the root of the bronchi. **g.s, Brunner's.** See under *Brunner*. **g.s, bulbourethral.** See *Cowper's glands*. **g.s, Cabelli's.** See under *Cabelli* **g., carotid,** a ductless gland at the bifurcation of the common carotid artery. **g.s, ceruminous,** the glands secreting the cerumen of the ear. **g.s, cervical,** the lymph-glands of the neck. **g s, Clapton-Havers'.** See *Havers' glands*. **g., coccygeal,** a small vascular body at the tip of the coccyx. Syn., *Luschka's gland*. **g., compound,** one composed of a number of small pouches; a gland the duct of which is branched. **g., conglobate.** See *g.s, lymphatic*. **g.s, Cowper's.** See *Cowper's glands*. **g., ductless,** a gland without a duct, as the suprarenal capsule. **g., duodenal.** See *Brunner's g s*. **g., Duverney's.** See *g. of Bartholin*. **g., endocrinous,** any gland which produces an internal secretion. **g.s, Fraenkel's.** See under *Fraenkel*. **g.s, Gley's.** *g s, parathyroid*. **g.s, Havers', g.s, Haversian.** See *Havers' glands*. **g.s, hematopoietic,** the socalled glands that are supposed to take part in the formation of the blood, as the spleen, thymus, suprarenal capsules, etc. **g.s, hemolymph,** certain glands occurring chiefly in the retroperitoneal region. They are intermediate between the spleen and ordinary lymph-glands. Their function is mainly hemolytic. There are two types to which the names splenolymph and manolymph or marrow-lymph are applied. **g., Huguier's.** See *g. of Bartholin*. **g.s, integumentary,** the sebaceous and sudoriparous glands. **g.s, intercapsular,** a long, narrow, paired organ, found in the human embryo, corresponding in position and general appearance to the hibernating glands of the lower animals, but from its inner lymphoid structure it is supposed to be a hemolymph gland; no trace of it persists to adult life. **g.s, intestinal, solitary,** the isolated lymph-glands distributed through the intestinal mucous membrane. **g, lacrimal,** a compound racemose gland in the upper and outer portion of the orbit, the function of which is to secrete the tears. **g.s of Lieberkuhn.** See under *Lieberkühn*. **g.s of Littré, g.s of Morgagni.** See under *Littré*. **g., Luschka's.** See *Luschka's gland*. **g.s, lymphatic,** small oval masses of lymphatic tissue in the course of lymphatic vessels. Their functions are to act as filters to the blood, retaining foreign particles, and also to form white corpuscles. **g.s, mammary,** the glands that secrete milk. **g., manolymph, g., marrowlymph,** a variety of hemolymph gland **g.s, Manz'.** See *Manz's glands*. **g.s, Meibomian,** the minute sebaceous follicles between the cartilage and conjunctiva of the eyelids. **g.s, Montgomery's.** See under *Montgomery*. **g.s, muciparous, g.s, mucous,** the glands in mucous membranes secreting mucus. **g.s, parathyroid,** small lymphatic glands lying near the thyroid, but differing from it in histological structure and not accessory to it. Syn., *Gley's glands; Sandstroem's glands*. **g., parotid,** a large salivary gland situated in front of the ear. **g.s, peptic.** See *peptic glands*. **g.s, Peyer's.** See *Peyer's glands*. **g., pineal.** See *pineal gland*. **g., pituitary,** a term for the hypophysis of the brain. **g., prostate.** See *prostate gland*. **g.s, pyloric,** the glands of the stomach situated near the pylorus and secreting pepsin. **g., racemose,** a gland composed of a number of acini communicating with several excretory ducts, which usually join to form a common duct. **g., Rivini's.** See *g.s, sublingual*.

g., salivary, a gland that secretes saliva. **g.s, Sandstroem's.** See *g.s, parathyroid.* **g.s, Schüller's.** See *Skene's gland.* **g.s, sebaceous,** the glands in the corium of the skin, secreting sebum. **g., seminal,** the testicle. **g., serous,** a secreting gland, the cells of which are granular and spherical in form, with central nuclei, and which secrete a thin, watery fluid. **g., simple,** a gland having but one secreting sac and a single tube. **g., Skene's.** See *Skene's gland.* **g.s, splenolymph,** certain hemolymph glands intermediate between the spleen and ordinary lymph-glands. **g.s, sublingual,** the smallest of the salivary glands, situated one on each side beneath the tongue. **g., submaxillary,** a salivary gland situated below the angle of the jaw. **g.s, sudoriparous, g.s, sweat,** the convoluted glands in the skin that secrete sweat. **g., Suzanne's.** See *Suzanne's gland.* **g., thymus.** See *thymus.* **g., thyroid.** See *thyroid.* **g., Tiedemann's.** See *Bartholin's gland.* **g., tubular,** a gland having a tube-like structure. **g., tubular, compound,** one composed of a number of small tubules with a single duct. **g., urethral.** See *Littré's gland.* **g., vaginal,** one of the glands in the vaginal mucous membrane. **g., Virchow's.** See *Virchow's gland.* **g., vulvovaginal.** See *Bartholin's gland.* **g.s, Waldeyer's.** See under *Waldeyer.* **g.s, Wasmann's.** See under *Wasmann.* **g.s, Willis'.** See under *Willis.*

glandebalæ (*glan-deb'-al-e*). The hairs in the axilla.

glanderous (*glan'-der-us*) [*glanders*]. Affected with glanders.

glanders (*glan'-ders*) [*gland*]. A contagious disease of horses and asses, but communicable to man, and due to the bacillus of glanders or *Bacillus malles.* It appears in two forms—as *glanders* proper, when affecting the mucous membranes, and as *farcy,* when limited to the skin and lymphatic glands. On mucous membranes, especially the nasal, it manifests itself as isolated nodules which coalesce and break down into deep ulcers that involve the cartilages and bones. It is apt to extend down to the lungs and give rise to suppuration and pneumonic processes. In man the disease usually runs an acute febrile course typhoid in type, and terminates fatally. Farcy is characterized by nodules (*farcy-buds*) in the skin and lymphatic glands, which break down into irregular chronic ulcers.

glandiform (*glan'-de-form*) [*gland; forma,* form]. 1. Acorn-shaped 2. Adenoid.

glandilemma (*glan-dil-em'-ah*) [*gland;* λέμμα, husk]. The capsule of a gland.

glanduitrin (*glan-dū'-it-rin*). An extract of the infundibular portion of pituitrin used subcutaneously and intramuscularly in inadequate labor pains.

glandula, glandule (*glan'-dū-lah, glan'-dūl*) [L.]. 1. A little gland. 2. Same as *gland.*

glandular (*glan'-dū-lar*) [*glandula*]. Relating to or of the nature of, a gland.

glandule (*gland'-ūl*) [*glandula,* a gland]. A small gland.

glandulen (*glan'-dū-len*). A preparation of the bronchialglands of sheep, used in the treatment of tuberculosis. Dose ½–20 gr. (0.77–1.3 Gm.) 3 times daily.

glanduliform (*gland-dū'-le-form*). Shaped like a gland.

glandulin (*gland'-ū-lin*) [*glandula,* a gland]. Extract of gland-tissue.

glandulous (*glan'-dū-lus*). Glandular.

glans (*glanz*) [L., "an acorn"]. 1. An acorn-shaped body. 2. A gland. **g. clitoridis,** the rounded end of the clitoris, analogous to the glans penis of the male. **g. penis,** the conical body forming the head of the penis.

glaseptic (*glas-ep'-tik*) [*glass; aseptic*]. Trade name of sterilized solutions in glass ampoules for hypodermic use.

Glaserian artery (*gla-se'-re-an*) [Johann Heinrich *Glaserius* (or *Glaser*), Swiss anatomist, 1629–1675]. The tympanic artery. **G. fissure,** the glenoid or petrotympanic fissure, which divides transversely the glenoid fossa of the temporal bone.

Glasgow's sign (*glaz'-go*). A systolic sound in the brachial artery, heard in latent aneurysm of the aorta.

glass (*glas*) [AS., *glæs*]. 1. A brittle, hard, transparent substance, consisting usually of the fused amorphous silicates of potassium and calcium, or sodium and calcium, with an excess of silica. 2. Any article made of glass. **g., crown-,** a very hard glass, is a silicate of sodium and calcium. **g., flint-,** that composed of lead and potassium silicates. **g., soluble,** potassium or sodium silicate, used as a substitute for plaster-of-Paris. **g.-wool,** white, silky threads obtained by the action of a powerful blast on a falling stream of molten glass; it is used in draining wounds and in filtering strong acids and alkalies. Syn., *slagwool.*

glasses (*glas'-es*) [see *glass*]. The popular term for spectacles or eye-glasses. **g., bifocal,** those that have a different refracting power in the upper part from that in the lower; the effect is usually produced by the superposition of segment lenses. **g., prismatic,** those formed of prisms; used in insufficiency and paralysis of the ocular muscles.

glass-pox. Alastrim.

glassy (*glas'-e*). 1. Having the appearance of glass; vitreous; hyaline. 2. Expressionless.

Glauber's salt (*glau'-ber*) [Johann Rudolf *Glauber,* German chemist, 1603–1668]. Sodium sulphate.

glaucedo (*glaw-se'-do*) [L.]. Glaucoma.

glaucoma (*glaw-ko'-mah*) [γλαυκός, a sea-green]. A disease of the eye characterized by heightened intraocular tension, resulting in hardness of the globe, excavation of the papilla or optic disc, a restriction of the field of vision, corneal anesthesia, colored halo about lights, and lessening of visual power that may proceed to blindness. The etiology is obscure. **g. absolutum, g. consummatum,** the completed glaucomatous process when the eyeball is exceedingly hard and totally blind. **g. acutum,** the first or the renewed attack, with the characteristic and inflammatory symptoms, generally intermitting after a few days. **g., auricular,** that associated with a great increase in the intralabryinthine pressure. **g. evolutum,** the second stage of glaucoma. **g. fulminans,** an acute attack coming on with great suddenness and violence. **g. hæmorrhagicum,** that associated with retinal hemorrhage. Syn., *g. apoplecticum.* **g. malignum,** a grave form, attended with violent pain and rapidly leading to blindness. **g., secondary,** that consequent upon other ocular diseases. **g. simplex,** that form without inflammatory symptoms.

glaucomatous (*glaw-ko'-mat-us*) [see *glaucoma*]. Affected with or pertaining to glaucoma.

glaucosis (*glaw-ko'-sis*) [*glaucoma*]. The blindness resulting from glaucoma.

glaucosuria (*glaw-ko-sū'-re-ah*) [γλαυκός, sea-green; οὖρον, urine]. The presence of indican in the urine, which is thereby discolored.

glaxo (*glak'-so*). A proprietary food for infants; it is said to consist of pure desiccated milk, with cream and lactose.

gleet (*glēt*). The chronic stage of urethritis, characterized by a slight mucopurulent discharge.

gleety (*gle'-te*) [*gleet*]. Resembling the discharge of gleet.

Glénard's disease (*gla-nar'*) [Franz *Glénard*, French physician, 1819–1894]. Enteroptosis; abdominal ptosis.

glenohumeral (*gle-no-hu'-mer-al*) [*glenoid; humerus*]. Pertaining to the glenoid cavity and the humerus. **g. ligaments**, three ligaments of the capsule of the shoulder-joint.

glenoid (*gle'-noid*) [γλήνη, a cavity; εἶδος, likeness]. Having a shallow cavity; resembling a shallow cavity or socket. **g. cavity**, the depression in the scapula for the reception of the head of the humerus. **g. fissure.** See *Glaserian fissure*. **g. fossa**, a depression in the temporal bone for articulation with the condyle of the lower jaw.

Gley's cells (*gla*) [Eugène *Gley*, French physiologist 1857–]. Cells in the interstitial tissue of the testes. **G.'s glands.** The parathyroid glands.

glia (*gli'-ah*) [γλία, glue]. The neuroglia. **g.-cells.** See *Deiters' cells*.

gliacoccus (*gli-ah-kok'-us*) [*glia; coccus*]. A micrococcus invested with a gelatinous envelope.

gliacyte (*gli'-ah-sīt*) [*glia; κύτος*, cell]. A neuroglia cell.

gliadin, gliadine (*gli'-ad-in*) [*glia*]. A proteid found in wheat-gluten.

glial (*gli'-al*). Pertaining to glia or neuroglia.

glidine (*gli'-dēn*). Trade name of a food product, said to be a vegetable protein, starch-free, and containing 96% of albuminoids.

gliding movement (*gli'-ding moov'-ment*). The most simple kind of movement that can take place in a joint, one surface gliding or moving over another, without any angular or rotary movement.

gliobacteria (*gli-o-bak-te'-re-ah*) [*glia; bacteria*]. Bacteria in the zooglea stage, embedded in a gelatinous matrix.

gliococcus (*gli-o-kok'-us*) [*glia; κόκκος*, a berry]. A micrococcus invested with a gelatinous endevelop.

glioma (*gli-o'-mah*) [*glia; ὄμα*, a tumor]. A tumor composed of neuroglia cells, and occurring in the brain, spinal cord, retina, nerves, and suprarenal capsules. In the brain it closely resembles the brain-substance, but is usually more gelatinous and darker. In the retina it is often combined with sarcoma (*gliosarcoma*). It may also be combined with fibroma, myxoma, and neuroma. The last combination is known as *neuroglioma ganglionare*.

gliomatosis (*gli-o-mat-o'-sis*) [*glioma*]. The development of exuberant masses of glioma-like tissue in the nerve-centers. It is seen in the spinal cord in some cases of syringomyelia.

gliomatous (*gli-o'-mat-us*). Of the nature of, or affected with, glioma.

gliomyoma (*gli-o-mi-o'-mah*). Glioma combined with myoma.

gliomyxoma (*gli-o-miks-o'-mah*). A glioma with a mucoid degeneration.

glioneuroma (*gli-o-nū-ro'-mah*). See *neuroglioma, ganglionar*.

gliosa (*gli-o'-sah*) [*glia*]. The gray matter of the spinal cord immediately around the head of the dorsal horn and the central canal.

gliosarcoma (*gli-o-sar-ko'-mah*). A tumor having the neuroglia cells of glioma and the fusiform cells of sarcoma.

gliosis (*gli-o'-sis*) [*glia; νόσος*, disease]. A brain disease marked by foci of sclerosed gray substance, with the formation of lacunar spaces within the foci. It differs from ordinary diffused sclerosis. **g. cervicalis**, syringomyelia.

glischrin (*glis'-krin*) [γλίσχρος, viscid]. Malerba's name for a nitrogenous mucus formed in urine by *Bacterium glischrogenum*.

glischrobacterium (*glis-kro-bak-te'-re-um*) [γλίσχρος, viscid; *bacterium*]. The microorganism *Bacterium glischrogenum*, causing mucous degeneration of the urine.

glischrogenous (*glis-troj'-en-us*) [γλίσχρος, viscid; γενναῖν, to produce] Giving rise to viscidity.

glischruria (*glis-kroo'-re-ah*) [γλίσχρος, viscid; οὖρον, urine]. The presence of glischrin in the urine.

Glisson's capsule (*glis'-un* [Francis *Glisson*, English physician, (pupil of Harvey) 1597–1677]. The interlobular connective tissue of the liver, enveloping the portal vein, hepatic artery, and hepatic duct. **G's sling**, one used for spinal deformities.

Glissonian cirrhosis. Perihepatitis.

glissonitis (*glis-on-i'-tis*). Inflammation of Glisson's capsule.

globate (*glo'-bāt*). Spheroidal; shaped like a globe.

globe of the eye (*glōb*). The eyeball.

globin (*glo'-bin*) [*globus*]. A protein derived from hemoglobin.

globinometer (*glo-bin-om'-et-er*) [*globin; μέτρον*, a measure]. An instrument for calculating the percentage-amount of oxyhemoglobin in a given quantity of blood.

globomyeloma (*glo-bo-mi-el-o'-mah*) [*globus; myeloma*]. A round-celled sarcoma

globon (*glo'-bon*). A food preparation of albumin derived from nuclein.

globose (*glo-bōs'*) [*globosus*, round as a ball]. Spherical in form, or nearly so.

globular (*glob'-ū-lar*) [dim. of *globus*, a globe]. Having the shape of a globe or sphere.

globular value. The relative amount of hemoglobin contained in a red corpuscle. It is a fraction of which the numerator is the percentage of hemoglobin and the denominator the percentage of corpuscle.

globularetin, globularrhetin (*glob-ū-lar'-e-tin*), $C_{12}H_{14}O_3$. A decomposition-product of globularin by the action of dilute acids. It is a powerful diuretic, stimulates the secretion of bile, and in large doses causes acute irritation of the intestine. It is used with globularin in gout. Dose ⅛ gr. (0 038 Gm.).

globularin (*glob-ū-lar'-in*), $C_{26}H_{44}O_{14}$. A glucoside from the leaves of *Globularia alypum*. Its action upon the heart and nervous system is similar to that of caffeine, while it diminishes the quantity and specific gravity of the urine and its contained urates and uric acid. Used in connection with globularetin in gout, rheumatism, etc.

globule (*glob'-ūl*) [dim. of *globus*]. A small spherical particle, as a blood-corpuscle or lymph-corpuscle; also a small pill or pellet. **g.s, directing, g.s, directive, g.s, extrusion, g.s, polar.** See *bodies, direction*.

globulicidal (*glob-ū-lis-i'-dal*) [*globule; cædere*, to kill]. Destructive to the blood-corpuscles.

globulicide (*glob-ū'-lis-īd*) [*globulus*, a globule; *cædere*, to kill]. 1. Destructive of blood-cells. 2. An agent that destroys blood-cells.

globuliferous (*glob-ū-lif'-er-us*) [*globule; ferre*, to bear]. Containing corpuscles, specifically red blood-corpuscles.

globulimeter (*glob-ū-lim'-et-er*) [*globulus*, a little ball; *μέτρον*, a measure]. An instrument for estimating the corpuscular richness of blood.

globulin (*glob'-ū-lin*) [*globule*]. 1. A general name for various proteids comprising globulin, vitellin, paraglobulin or serum-globulin, fibrinogen, myosin, and globin, which differ from the albumins in not being soluble in water, but soluble in dilute neutral saline solutions. These solutions are coagulated by heat and precipitated by a large amount of water. 2. Specifically, a proteid found in the crystalline lens. See *Hammarsten, Pohl.*

globulinuria (*glob-ū-lin-ū'-re-ah*) [*globulin; οὖρον*, urine]. The presence of globulin in the urine.

globulism (*glob'-ū-lizm*) [*globulus*, a little ball]. The administration of medicine in globules; homeopathy.

globulolysis (*glob-ū-lol'-is-is*). See *cytolysis.*

globulose (*glob'-ū-lōs*). Any product of the peptic digestion of a globulin.

globulus (*glob'-ū-lus*) [L.]. The *nucleus globosus* of the cerebellum. It is a mass of gray matter between the fastigatum and the embolus. 2. A globule.

globus (*glo'-bus*) [L.]. A ball or globe. **g. hystericus**, the "lump" or choking sensation occurring in hysteria, caused probably by spasmodic contraction of the esophageal and pharyngeal muscles. **g. major**, the larger end or head of the epididymis. **g. minor**, the lower end of the epididymis. **g. pallidus**, the inner and lighter part of the lenticular nucleus.

glome (*glōm*) [*glomus*, a ball]. 1. Same as *glomerule.* 2. One of the two rounded prominences which form the backward prolongations of the frog of a horse's foot. Cf. *periople.*

glomer (*glo'-mer*) [*glomus*]. A conglomerate gland.

glomerate (*glom'-er-āt*) [*glomerare*, to wind around]. Rolled together like a ball of thread.

glomerular (*glom-er'-u-lar*). Relating to a glomerule of the kidney.

glomerule, glomerulus (*glom'-er-ūl, glom-er'-u-lus*) [dim. of *glomus*]. 1. A small rounded mass. 2. A coil of blood-vessels projecting into the expanded end (Bowman's capsule) of each uriniferous tubule, and with it composing the Malpighian body. **g., olfactory**, a group of nerve-cells, a number of which are embedded in the olfactory nerve-fibers. **g. of the pronephron.** See *glomus* (1). **g.s of the spleen**, round masses of lymphoid tissue developed in the adventitia of the arteries of the spleen.

glomerulitis (*glom-er-u-li'-tis*) [*glomerule; ιτις*, inflammation]. Inflammation of the glomerules of the kidney.

glomerulonephritis (*glom-er-u-lo-nef-ri'-tis*) [*glomerule; νεφρός*, the kidney; *ιτις*, inflammation]. Inflammation of the Malpighian bodies of the kidney.

glomerulose (*glom-er'-ū-lōs*). Glomerular.

glomerulus. See *glomerule.*

glomus (*glo'-mus*) [L., "a ball"]. 1. A fold of the mesothelium arising near the base of the mesentery in the pronephron, and containing a ball of blood-vessels. Syn., *glomerule of the pronephron.* 2. The part of the choroid plexus of the lateral ventricle which covers the thalamus. Syn. *glomus chorioideum.* **g. caroticum, g. carotideum**, the carotid gland. **g. coccygeum**, the coccygeal gland.

glonoin (*glon'-o-in*) [from Gl = glyceryl; O = oxygen; N = nitrogen, in the formula $GlO_3(NO_2)_3$, in which Gl stands for glyceryl]. Nitroglycerin.

glonoinism, glonoism (*glon'-o-in-izm, glon'-o-izm*) [*glonoin*]. Intoxication by nitroglycerin.

glossa (*glos'-ah*) [*γλῶσσα*, the tongue]. The tongue; also the faculty of articulate speech.

glossagra (*glos-a'-grah*) [*glossa; ἄγρα*, seizure]. Gouty pain in the tongue.

glossal (*glos'-al*) [*γλῶσσα*, tongue]. Pertaining to the tongue.

glossalgia (*glos-al'-je-ah*) [*glossa; ἄλγος*, pain]. Pain in the tongue.

glossanthrax (*glos-an'-thraks*). Anthrax, or carbuncle of the tongue.

glossauxesis (*glos-awks-e'-sis*) [*glossa; αὔξησις*, increase]. Enlargement of the tongue.

glossectomy (*glos-ek'-to-me*) [*glossa; ἐκτομή*, excision]. Amputation or excision of the tongue.

Glossina (*glos-sī'-nah*) [*glossa*]. A genus of biting flies. **G. morsitans**, a blood-sucking fly which transmits *Trypanosoma brucei*, the parasite of nagana, a cattle disease of South America. **G. palpalis**, a fly which transmits *Trypanosoma gambiense*, the parasite which causes sleeping sickness.



GLOSSINA PALPALIS WITH WINGS OUTSTRETCHED.

BEFORE FEEDING.

AFTER FEEDING.

GLOSSINA MORSITANS.

glossitic (*glos-it'-ik*) [*glossa; ιτις*, inflammation]. Pertaining to or affected with glossitis.

glossitis (*glos-i'-tis*) [*glossa*; ιτις, inflammation]. Inflammation of the tongue. **g., dissecting,** a form of chronic superficial glossitis characterized by deep furrows upon the tongue that appear to penetrate into the mucous membrane. **g., idiopathic.** Same as *g., parenchymatous.* **g., interstitial.** Same as *g., parenchymatous.* **g., parasitic,** an inflammation of the tongue said to be due to parasitic vegetations. It is also called *glossophytia.* **g., parenchymatous,** an inflammation of the tongue involving its substance as well as the mucous membrane. **g. sclerosa,** fibroplastic cellular infiltration of the tongue, producing a sclerosis.

glosso- [γλῶσσα, tongue]. A prefix signifying the tongue.

glossocele (*glos'-o-sēl*) [*glossa*; κήλη, tumor]. Swelling or edema of the tongue, with consequent extrusion of the organ.

glossocinesthetic. See *glossokinesthetic.*

glossodesmus (*glos-o-dez'-mus*) [*glossa*; δεσμός, bond]. The frenum linguæ.

glossodynamometer (*glos-o-di-nam-om'-et-er*). An apparatus for estimating the capacity of the tongue to resist pressure.

glossodynia (*glos-o-din'-e-ah*) [*glossa*; ὀδύνη, pain]. Pain in the tongue, sometimes accompanied by exfoliation of its epithelium.

glossoepiglottic, glossoepiglottidean (*glos-o-ep-e-glot'-ik, glos-o-ep-e-glot-id'-e-an*) [*glosso-*; *epiglottis*]. Pertaining to both tongue and epiglottis.

glossograph (*glos'-o-graf*) [*glosso-*; γράφειν, to write]. An instrument for registering the movements of the tongue in speech.

glossography (*glos-og'-ra-fe*) [*glosso-*; γράφειν, to write]. A descriptive treatise upon the tongue.

glossohyal, glossohyoid (*glos-o-hi'-al, -oid*) [*glosso-*; *hyoid*]. Pertaining to the tongue and the hyoid bone.

glossoid (*glos'-oid*) [*glossa*; εἶδος, appearance] Resembling a tongue.

glossokinesthetic (*glos-o-kin-es-thet'-ik*) [*glossa*; *kinesthetic*]. Relating to the subjective perception of the motions of the tongue in speech.

glossolabial (*glos-o-la'-be-al*) [*glosso-*; *labium*, lip]. Relating to the tongue and lips.

glossolabiolaryngeal paralysis (*glos-o-la-be-o-lar-in'-je-al*). See *bulbar paralysis.*

glossolalia (*glos-o-la'-le-ah*) [*glosso-*; λαλία, speech]. The alleged speaking in foreign or unknown tongues by somnambulists.

glossology (*glos-ol'-o-je*) [*glosso-*; λόγος, a treatise]. 1. A treatise concerning the tongue. 2. Nomenclature.

glossolysis (*glos-ol'-is-is*) [*glosso-*; λύσις, a loosening]. Paralysis of the tongue.

glossomanteia, glossomantia (*glos-o-man'-te-ah*) [*glosso-*; μαντεία, divination]. Prognosis of a disease based on the appearance of the tongue.

glossoncus (*glos-ong'-kus*) [*glossa*; ὄγκος, tumor]. A swelling of the tongue.

glossopalatine (*glos-o-pal'-at-in*) [*glosso-*; *palatum*, palate]. Relating to the tongue and the palate.

glossopalatinus (*glos-o-pal-at-i'-nus*). See under *muscle.*

glossopathy (*glos-op'-ath-e*) [*glosso-*; πάθος, disease]. Any disease of the tongue.

glossopeda (*glos-o-pe'-dah*) [*glosso-*; *pes*, foot]. Synonym of *foot-and-mouth disease.*

glossopharyngeal (*glos-o-far-in'-je-al*) [*glosso-*; *pharynx*]. 1. Pertaining to the tongue and the pharynx. 2. Pertaining to the glossopharyngeal nerve.

glossopharyngeus (*glos'-o-far-in'-je-us*) [*glosso-*; *pharynx*]. A portion of the superior constrictor muscle of the pharynx. See *muscles, table of.*

glossophyte, glossophyton (*glos'-o-fīt, glos-of'-it-on*) [*glosso-*; φυτόν, plant]. A parasitic vegetation growing on the tongue, found in cases of nigrities linguæ.

glossophytia (*glos-o-fi'-te-ah*) [*glosso-*; φυτόν, a growth]. A dark discoloration of the tongue, due to the accumulation of spores and dead epithelium. Syn., *black tongue.*

glossoplasty (*glos'-o-plas-te*) [*glosso-*; πλάσσειν, to form]. Plastic surgery of the tongue.

glossoplegia (*glos-o-ple'-je-ah*) [*glosso-*; πληγή, stroke]. Paralysis of the tongue.

glossoptosis (*glos-op-to'-sis*) [*glosso-*; πτῶσις, a falling]. Synonym of *macroglossia.*

glossopyrosis (*glos-o-pi-ro'-sis*) [*glosso-*; πῦρ, fire]. A condition characterized by a burning sensation in the tongue.

glossorrhagia (*glos-or-a'-je-ah*) [*glosso-*; ῥηγνύναι, to burst forth]. Hemorrhage from the tongue.

glossorrhaphy (*glos-or'-af-e*) [*glosso-*; ῥαφή, suture]. Surgical suturing of the tongue.

glossoscopy (*glos-os'-ko-pe*) [*glosso-*; σκοπεῖν, to inspect]. Diagnostic inspection of the tongue.

glossosemeiotics (*glos-o-sem-e-ot'-iks*) [*glosso-*; σημειοεῖν, to mark]. The study or science of the diagnostic and prognostic signs exhibited by the tongue.

glossospasm (*glos'-o-spazm*) [*glosso-*; σπασμός, spasm]. Spasm of the tongue.

glossosteresis (*glos-o-ster-e'-sis*) [*glosso-*; στέρησις, privation]. Surgical excision of the tongue; absence of the tongue.

glossotilt (*glos'-o-tilt*) [*glosso-*; τίλλειν, to pull]. An instrument by which the tongue is drawn forward during the process of artificial respiration.

glossotomy (*glos-ot'-o-me*) [*glosso-*; τέμνειν, to cut]. The dissection of the tongue. Also, the excision of the tongue.

glossotrichia (*glos-o-trik'-e-ah*) [*glosso-*; θρίξ, hair]. Hairy tongue.

glossy skin. A peculiar shining condition of the skin, due to trophic changes following injury or disease of the cutaneous nerves.

glottagra (*glot-a'-grah*) [γλῶττα, tongue; ἄγρα, seizure]. Glossagra.

glottal (*glot'-al*) [*glottis*]. Pertaining to the glottis.

glottalgia (*glot-al'-je-ah*) [γλῶττα, tongue; ἄλγος, pain]. Glossalgia.

glottic (*glot'-ik*) [*glotta*; and *glottis*]. 1. Pertaining to the tongue. 2. Pertaining to the glottis.

glottidean (*glot-id'-e-an*) [*glottis*]. Pertaining to the glottis.

glottis (*glot'-is*) [γλωττίς, glottis]. The rima glottidis. The opening between the arytenoid cartilages, or the interval between the vocal bands; also, the structures collectively that surround that opening.

glottiscope (*glot'-is-skōp*) [*glottis*; σκοπεῖν, to inspect]. A form of laryngoscope.

glottitis (*glot-i'-tis*). See *glossitis.*

glottology (*glot-ol'-o-je*). See *glossology.*

glou-glou (*gloo'-gloo*). A gurgling sound supposedly produced in the stomach by the respiratory pressure of the diaphragm; heard only when the stomach has become more or less vertical and while a tight corset is on. It is explained as being due to a temporary biloculation of the stomach by the corset.

glovarian pills (*glo-vār'-e-an*). Trade name of pills made from a glycerin extract of ovaries rich in corpora lutea.

glove-area (*gluv*). The area of anesthesia of the fingers, hand, and forearm in multiple neuritis. It corresponds to the region of skin covered by gloves of various lengths.

glovers' stitch (*gluv'-er*). The continuous suture used especially in wounds of the intestine.

glucarsenol (*gloo-kar'-sen-ol*). Trade name of a solution of novarsenobenzol in glucose, with stovaine and guaiacol; used by intramuscular injection.

glucase (*gloo'-kās*). The enzyme that converts starch into glucose.

glucide (*gloo'-sid*) [γλυκύς, sweet]. A simple sugar, or a substance which on hydrolysis produces a simple sugar. (Name proposed by the Union of Pure and Applied Chemistry.)

glucin (*gloo'-sin*). The sodium salt of amido-triazin-sulphonic acid; a substance resembling saccharin, but less sweet.

glucinum (*gloo-si'-num*). See *beryllium*.

glucogen (*gloo'-ko-jen*). See *glycogen*.

glucohemia, glucohæmia (*gloo-ko-he'-me-ah*). See *glycohemia*.

glucolysis (*gloo-col'-is-is*). See *glycolysis*.

gluconic (*gloo-kon'-ik*) [*glucose*]. Of or pertaining to glucose.

glucoprotein (*gloo-ko-pro'-te-in*). See *glycoprotein*.

glucosamine. Same as *glycosamine*.

glucosazone (*gloo-ko'-sa-zōn*). See *phenylglucosazone*.

glucose (*gloo'-kōs*) [γλυκύς, sweet]. 1 $C_6H_{12}O_6$. Grape-sugar, dextrose. A form of sugar found in many fruits, in blood and in lymph, and in the urine in diabetes. It is crystalline; its solution turns the plane of polarized light to the right; it is less soluble and less sweet than cane-sugar, and ferments readily. It can be obtained from starch by the action of diastatic ferments, or by boiling with dilute mineral acids, and crystallizes in nodular masses melting at 86° F. 2. A generic name for a class of carbohydrates having the composition $C_6H_{12}O_6$, and of which ordinary glucose is the type. **g., tests for.** *See Almén, Baeyer, Barfoed, Baumann, Benedict's, Boettger, Braun, Crismer, Fehling, v. Gebhart, Gentele, Gerrard, Haines, Hassall, v. Jacksch, Knapp, Lorwenthal, Maumené, Molisch, Moore, Mulder, Nylander, Pavy, Penzoldt, Roberts, Rubner, Saccharimeter, Schiff, Silver, Soldani, Tollen, Trommer, Wender, Worm-Müller.*

glucoside, glucosid (*gloo'-ko-sid*) [*glucose*]. Any member of a series of compounds that may be resolved by an acid into glucose and another principle. The more important ones are amygdalin, arbutin, digitalin, and salicin.

glucosin (*gloo'-ko-sin*) [*glucose*]. 1. Any one of a series of bases obtained by the action of ammonia on glucose. 2. Trade name of a substitute for sugar.

glucosum (*gloo-ko'-sum*). Glucose.

glucosuria (*gloo'-ko-sū'-re-ah*). See *glycosuria*.

glucovanillin (*gloo-ko-van-il'-in*). See *glycovanillin*.

glue (*gloo*) [Low L., *glutem*, accus. of *glus*, glue.] An impure gelatin prepared by boiling the skin, hoofs, and horns of animals. It is a very adhesive substance, and when cold, holds the surfaces between which it is placed firmly together. **g.-like tumor,** a glioma.

Gluge's corpuscles (*gloo'-geh*) [Gottlieb *Gluge*, Belgian histologist, 1812–1898]. Compound granular corpuscles; compound granule-cells occurring in tissues that are the seat of fatty degeneration.

Glukhorment (*gluk-hor'-ment*). A substance made from the pancreas by fermentation. It is used in diabetes, per os.

glulol (*gloo'-lol*). Trade name for formalin gelatin, used as an antiseptic dressing.

gluside (*gloo'-sid*). Synonym of *saccharin*. See *glusidum*.

glusidum (*gloo'-sid-um*) [γλυκύς, sweet]. Saccharin. Benzoyl-sulphonicimide, a coal-tar derivative. It is an intensely sweet, white powder, 200 times as sweet as cane-sugar. It is antiseptic, and is used to disguise the taste of nauseous medicine. It may be used as a sweetening-agent in diabetes and in the treatment of corpulency.

glutæus (*gloo-te'-us*). See *gluteus*

glutamic acid (*gloo-tam'-ik*), $C_5H_9NO_4$. A crystalline acid found in gluten and other proteids.

glutamine (*gloo-tam'-in*). An amine found in the juice of the beet, gourd, mustard, and other plants.

glutannin (*gloo-tan'-in*). Trade name of a combination of tannin and albumin.

glutannol (*gloo-tan'-ol*). A proprietary intestinal astringent said to consist of vegetable fibrin and tannic acid. Dose 4–15 gr. (0.25–1 gm.).

glutaric acid (*gloo-tar'-ik*), $C_5H_8O_4$. A crystalline acid found in decomposed pus.

glutathion (*gloo-tah-thi'-ōn*) [*glutaminic* acid; θείον, sulphur]. A dipeptide of cystine and glutaminic acid. It is a co-enzyme of the oxidative-reductive systems of the body tissues.

gluteal (*gloo-te'-al*) [*gluteus*]. Pertaining to the buttocks. **g. artery.** See under *artery*. **g. bursa.** See under *bursa*. **g. fold,** the crease between the buttock and the thigh. **g. muscles** See under *muscle*. **g. nerve.** See under *nerve*. **g. reflex.** See under *reflex*.

glutei (*gloo'-te-i*). The muscles of the buttocks.

glutelin (*gloo'-te-lin*). A class of simple proteins occurring in seeds of cereals; soluble in dilute acids and alkalies insoluble in neutral solutions.

gluten (*gloo'-ten*) [L., "glue"]. A nitrogenous substance found in the seed of cereals. It consists mainly of gluten-fibrin, gluten-casein, gliadin, and mucedin. **g.-bread,** bread made from wheat-flour from which all the starch has been removed; it is used as a substitute for ordinary bread in diabetes. **g.-casein,** a nitrogenous substance resembling the casein of milk, and forming about 15% of the gluten of flour. Syn., *vegetable casein*. **g.-fibrin,** $C_{17}H_{18}N_{16}O_{11}$, a brownish mass extracted from gluten.

glutenin (*gloo'-ten-in*). A proteid of wheat.

gluteofascial (*gloo-te-o-fash'-e-al*) [*gluteus; fascia*, bundle]. Relating to the fascia of the gluteal region.

gluteofemoral (*gloo-te-o-fem'-or-al*) [*gluteus; femur*]. Relating to the buttock and the thigh. **g. crease,** the gluteal fold, *q. v.*

gluteoinguinal (*gloo-te-o-in'-gwin-al*). Relating to the buttock and groin.

gluteotrochanteric (*gloo-te-o-tro-kan-ter'-ik*). Relating to the gluteal muscle or region and the trochanter.

gluteus (*gloo-te'-us*) [γλουτός, buttock]. One of the large muscles of the buttock. See under *muscle*.

glutin (*gloo'-tin*). 1. See *gelatin*. 2. Synonym of *gluten-casein*.

glutinous (*gloo'-tin-us*). Viscid; glue-like.

glutinpeptone sublimate (*gloo-tin-pep'-tōn*). An antiseptic preparation of mercury containing 25% of mercury bichloride and obtained by the action of hydrochloric acid on gelatin. It

occurs as a hygroscopic white powder or a noncorrosive liquid used hypodermatically in syphilis. Dose 15 gr. (1 Gm.).

glutitis (*gloo-ti'-tis*) [*gluteus*; ῖτις, inflammation]. Inflammation of the gluteal muscles.

glutoform, glutol (*gloo'-to-form, glu'-tol*). See *formaldehyde-gelatin*.

glutoid (*gloo'-toid*). A preparation of gelatin and formaldehyde insoluble in the stomach, but soluble in the intestine. It is used for coating pills or making capsules when intestinal medication is desired.

glutol (*gloo'-tol*). Glutoform.

glutolin (*gloo'-to-lin*). An albuminoid body from paraglobulin, supposed to be a constituent of blood-plasm.

gluton (*gloo'-ton*). A dietetic substance obtained from gelatin by the action of acids at a high temperature for several hours.

glutose (*gloo'-tōs*). A non-fermentable ketohexose, obtained from glucose or fructose.

Gluzinske's test for bile-pigments (*gloo-zin'-ske*) [Anton *Gluzinski*, Austrian physician]. Boil the solution for a few minutes with formalin, and an emerald-green coloration will result, changing to an amethyst-violet on the addition of a few drops of hydrochloric acid.

glybolid (*gli'-bo-lid*). The proprietary name for an antiseptic paste made of equal parts of boralid and glycerin. Syn., *glybrid*.

glybrid (*gli'-brid*). Same as *glybolid*

glycaphorm (*gli'-kaf-orm*). A preparation containing $\frac{1}{16}$ gr. of diacetyl morphine hydrochloride in one dram of a vehicle containing glycerin, syrup of roses and water; dose 1 to 2 drams, used for coughs.

glycase (*gli'-kās*). An enzyme which converts maltose into dextrose.

glyceleum (*gli-se'-le-um*) [γλυκύς, sweet; ἔλαιον, oil] A mixture of glycerin 2 parts, olive oil 6 parts, almond-meal 1 part; it is used as a base for ointments.

glycemia, glycæmia (*gli-se'-me-ah*) [*glucose*; αἷμα, blood]. The presence of glucose in the blood.

glyceric (*glis-er'-ik*). Derived from glycerid or glycerol.

glycerid (*glis'-er-id*) [*glycerol*]. A compound of glycerol and an acid; the neutral fats are glycerids

glycerin, glycerinum (*glis'-er-in, glis-er-i'-num*) [γλυκύς, sweet]. 1. See *glycerol*. 2. In the British Pharmacopeia, a solution of a medicinal substance in glycerol; a glycerite. **g.-jelly**, a mixture of glycerin and jelly. **g. suppositories** (*suppositoria glycerini*, U. S. P.), each contains 6 Gm. of glycerol; they are used in constipation. **glycerinum pepticum**, trade name of a glycerin extract of concentrated peptic enzyme.

glycerite, glyceritum (*glis'-er-it, glis-er-i'-tum*) [see *glycerin*]. A mixture of medicinal substances with glycerol.

glycerize (*glis'-er-iz*). To treat or mix with glycerin.

glyceroborate (*glis-er-o-bo'-rāt*). A compound made by heating together equal parts of glycerin and a borate.

glyceroformol (*glis-er-o-for'-mol*). An antiseptic substance formed by the prolonged action of formaldehyde upon glycerin.

glycerogelatinum (*glis-er-o-jel-at-i'-num*). A jelly-like substance made of equal parts of gelatin and glycerin; it liquefies when heated; used for suppositories and bougies.

glycerol (*glis'-er-ol*) [see *glycerin*], $C_3H_5(HO)_3$. Glycerin. A colorless substance, of syrupy consistence, sweetish to the taste, obtained from fats and fixed oils. Chemically it is a triatomic alcohol, and may be looked upon as propenyl alcohol. It is soluble in water and in alcohol, and has a specific gravity of 1.25 at 15° C. It is used as a vehicle in pharmaceutical preparations, as an emollient application to the skin, as a laxative administered by the mouth or in suppository, for tampons in pelvic congestion, as a substitute for sugar in diabetes, as a mounting-medium in microscopy, and as an addition to bacteriologic culture-mediums.

glycerolate, glycerolatum (*glis'-er-o-lāt, glis-er-o-la'-tum*). Same as *glyceryle*. **g., aromatic**, a sticky, transparent substance consisting of tragacanth, 4 parts; acetone, 30 parts; glycerol, 46 parts; water, 18 parts; aromatic perfume, 4 parts; it is recommended in the treatment of skin diseases.

glycerophosphate (*glis-er-o-fos'-fāt*). A combination of glycerol and phosphoric acid with a base.

glycerose (*glis'-er-ōs*), $C_3H_6O_3$. Triose; a substance derived from glycerol. It is the lowest glucose, and is a mixture of glycerol aldehyde and dioxyacetone.

glyceryl (*glis'-er-il*) [*glycerol*]. The trivalent radical, C_3H_5, of glycerol, combining with the fatty acids to form the neutral fats. **g. borate.** See *boroglycerin*. **g. trinitrate, spirit of** (*spiritus glycerylis nitratis*, U. S. P.), spirit of nitroglycerin.

glycid (*gli'-sid*) [γλυκύς, sweet], $C_3H_6O_2$. The oxide of hydroxypropene. It is isomeric with acetol and lactic aldehyde.

glycin (*gli'-sin*). Synonym of *glycocoll*.

glycina (*glis-i'-nah*). Soya-bean. See *soja*.

glyco- (*gli-ko-*) [γλυκύς, sweet]. A prefix meaning sweet.

glyco (*gli'-ko*). Trade name of petrolatum liquidum.

glycoblastol (*gli-ko-blas'-tol*). A proprietary hair restorer said to consist of alcohol, glycerin, and capsicum.

glycocholate (*gli-ko-ko'-lāt*). A salt of glycocholic acid.

glycocholic acid (*gli-ko-kol'-ik*) [*glyco-*; χολή, bile]. An acid found in the bile. See *acid, glycocholic*.

glycocide (*gli'-ko-sid*). See *glucoside*.

glycocin (*gli'-ko-sin*). See *glycin*

glycocoll (*gli'-ko-kol*) [*glyco-*; κόλλα, glue], $C_2H_5NO_2$. It is obtained when glycocholic acid is boiled with caustic potash, baryta-water, or with dilute mineral acids; also by boiling gelatin with dilute acids. It is capable of acting as a base and as an acid. Syn., *amino-acetic acid; gelatin-sugar; glycin*.

glycoformal (*gli-ko-form'-al*). A disinfectant composed of an aqueous solution of formic aldehyde and glycerin.

glycogelatin (*gli-ko-jel'-at-in*). An ointment base consisting of glycerol and gelatin.

glycogen (*gli'-ko-jen*) [*glyco-*; γεννᾶν, to produce]. A carbohydrate found in the form of amorphous granules in the liver-cells, in all tissues in the embryo, in the testicle, muscles, leukocytes, fresh pus-cells, cartilage, and other tissues. It is formed from carbohydrates and probably also from proteins and is stored in the liver, where it is converted, as the system requires, into sugar (glucose). It is also known as animal starch. Glycogen is soluble in water, is dextrorotatory, and is colored red by iodine.

glycogenal, glycogenol (*glī-ko'-jen-al, -ol*). A substance allied to glycogen. It is used in tuberculosis by inhalation and internally. Dose 15–23 gr. (1.0–1.5 Gm.).

glycogenase (*glī-ko-jen-ās'*) [*glycogen; -ase*, suffix denoting an enzyme]. An enzyme found in the liver, which changes glycogen to dextrose.

glycogenesis (*glī-ko-jen'-es-is*) [γλυκύς, sweet; γένεσις, production]. Formation of sugar in the animal, whether normal or pathologic.

glycogenetic (*glī-ko-jen-et'-ik*). Pertaining to the formation of sugar or of glycerin.

glycogenic (*glī-ko-jen'-ik*). Pertaining to glycogen or to glycogenesis.

glycogenolysis (*glȳ-ko-jen-ol'-is-is*) [*glycogen*; λύσις, solution]. The conversion of glycogen into glucose, by hydrolysis.

glycogenous (*glī-koj'-en-us*). Glycogenetic.

glycogeny (*glī-koj'-en-e*) [*glycogen*]. Glycogenesis.

glycohemia, glycohæmia (*glī-ko-hē'-me-ah*) [*glyco-; αἷμα*, blood]. A saccharine condition of the blood. Syn., *glycemia*.

glycoheroine (*glī-ko-her'-o-in*). A proprietary liquid expectorant said to contain heroine and hyoscyamine. Dose 1 dr. (4 Cc.).

glycol (*glī'-kol*) [γλυκύς, sweet]. A diatomic alcohol.

glycolamine (*glī-kol-am'-in*). See *glycocoll*.

glycolic, glycollic (*glī-kol'-ik*). Derived from glycol.

glycoline (*glī'-ko-lēn*). Trade name of petrolatum liquidum. A purified petroleum for atomizers.

glycolysis (*glī-kol'-is-is*) [*glyco-*; λύσις, dissolution]. The hydrolysis of sugar in the body.

glycolytic (*glī-kol-it'-ik*) [*glucose;* λύσις, dissolution]. Splitting up sugars; pertaining to glycolysis.

glycometabolism (*glī-ko-met-ab'-ol-izm*). The metabolism of sugar in the body.

glyconeogenesis (*glī-ko-ne-o-jen'-es-is*) [*glyco-*; νέος, new; γεννᾶν, to produce]. The formation of carbohydrates from substances which are not carbohydrates, as protein or fat.

glyconin (*glī'-ko-nin*). A mixture of yolk of egg, 45, and glycerol, 55 parts. Syn., *glycerinum vitelli*.

glycopenia (*glī-ko-pe'-ne-ah*) [*glyco-*; πενία, poverty]. Tendency to hypoglycemia.

glycopexis (*glī-ko-peks'-is*) [*gluco;* πέξις, a fixing]. The storing of glucose or glycogen.

glycophenol (*glī-ko-fe'-nol*). Saccharin.

glycophilia (*glī-ko-fil'-e-ah*) [*glyco-*; φιλεῖν, to love]. Tendency to hyperglycemia, after the ingestion of very little glucose.

glycopolyuria (*glī-ko-pol-e-ū'-re-ah*) [*glyco-; polyuria*]. Bouchardat's term for diabetes, attended with a moderate quantity of sugar in the urine and an increase of lithic acid in the blood.

glycoproteins (*glī-ko-pro'-te-ins*) [*glyco-; protein*]. Compound proteins which on decomposition yield a protein on one side and a carbohydrate or derivatives of the same on the other. Some glycoproteins are free from phosphorus (mucins, mucinoids, and hyalogens) and some contain it (phosphoglycoproteins).

glycoptyalism (*glī-ko-tī'-al-izm*) [*glyco-; πτύαλον*, saliva]. Excretion of glucose in the saliva.

glycorrhachia (*glī-ko-rak'-e-ah*) [*glyco-; ῥάχις*, spine]. Glucose in the cerebrospinal fluid.

glycorrhea (*glī-kor-e'-ah*) [*glyco-; ῥοία*, flow]. A discharge of saccharine fluid from the body.

glycosal (*glī'-ko-sal*). Monosalicylic glycerol ester, a white powder readily soluble in hot water and alcohol, and less freely in ether and chloroform. It is antirheumatic. Dose 8–150 gr. (0.52–9.75 Gm.) a day. Applied in 20 % alcoholic solution.

glycosamine (*glī-kos'-am-in*). See *chitin*.

glycosemia, glycosæmia (*glī-ko-se'-me-ah*). See *glycemia* and *glycohemia*.

glycoses (*glī-ko'-sēz*). Same as *glucoses, q. v.*

glycosialia (*glī-ko-si-al'-e-ah*) [*glucose; σίαλον*, Saliva]. The presence of glucose in the saliva.

glycosialorrhea (*glī-ko-si-al-o-re'-ah*) [*glucose; σίαλον*, saliva; ῥεῖν, to flow]. Excessive salivary secretion containing glucose.

glycoside (*glī'-ko-sid*). Glucoside.

glycosin (*glī'-kos-in*) [*glycolysis*]. A pancreatic extract said to have a glycolytic action and to be a substitute for insulin.

glycosolveol (*glī-ko-sol'-ve-ol*). Trade remedy for diabetes said to be obtained from peptone by action of oxypropionic acid, and from trypsin by action of a compound of theobromine.

glycosometer (*glī-ko-som'-et-er*) [*glyco-; μέτρον*, a measure]. An instrument for estimating of the percentage of sugar in diabetic urine

glycosuria (*glī-ko-sū'-re-ah*) [*glucose; οὖρον*, urine]. The presence of grape-sugar in the urine. For tests see under *glucose*. **g., alimentary**, that due to excessive ingestion of carbohydrates. **g., anxiety** (of v. Noorden), a transitory form due to worry. **g., artificial**, a condition resulting from puncture of the diabetic center in the bulb. Syn., *artificial diabetes; traumatic glycosuria*. **g., diabetic**, that in which sugar and oxybutyric acid and its derivatives are passed in the urine **g., lipogenic**, the glycosuria of obese subjects which does not amount to true diabetes. **g., persistent.** Synonym of *diabetes mellitus*. **g., toxic**, that observed after poisoning by chloral, morphine, or curara, after inhalation of chloroform or carbonic monoxide, and after the ingestion of phloridzin **g., traumatic.** See *g., artificial*. **g. of vagrants**, a transient form occurring in underfed vagrants.

glycotauro (*glī-ko-taw'-ro*). Trade name of a concentrated ox-bile, freed from bile pigments, and containing 50 % of the natural mixture of the glycocholate and taurocholate of sodium.

glycothymolin (*glī-ko-thī'-mol-in*). An antiseptic cleansing solution for the treatment of diseased mucous membrane. Said to consist of glycerol, sodium, boric acid, thymol, menthol, salicylic acid eucalyptol, and other antiseptics

glycovanillin (*glī-ko-van-il'-in*), $C_6H_2(OCH)_2(OC_6H_{11}O_5)CHO + 2H_2O$. The glucoside of vanillin, formed by the oxidation of coniferin with dilute chromium trioxide. Syn., *glucovanillin*.

glycozone (*glī'-ko-zōn*). A combination of pure glycerol with 15 times its own volume of ozone at 0° C. It is used in gastric ulcer, etc., in teaspoonful doses diluted with water.

glycuresis (*glī-kū-re'-sis*) [*glyco-; οὐρήσις*, urination]. Excretion of sugar in the urine.

glycuronic acid (*glī-kū-ron'-ik*). See *acid, glycuronic*.

glycuronuria (*glī-kū-ron-ū'-re-ah*) [*glyco-; οὖρον*, urine]. The presence of glycuronic acid in the urine.

glycyltryptophan (*glī-si l-tri'p-to-fan*). A compound of glycin and tryptophan radicals, used as a test for cancer of the stomach.

glycyrrhea (*glī-sir-e'-ah*) [γλυκύς, sweet; ῥεῖν, to flow]. Discharge of glucose from the body. **glycyrrhœa urinosa.** Syn. *diabetes mellitus*.

glycyrrhetin (*glī-sir'-e-tin*) [γλυκύς, sweet; ῥίζα, root], $C_{18}H_{28}O_4$. An amorphous bitter substance in licorice-root.

glycyrrhiza (*glis-ir-i'-zah*) [γλυκύς, sweet; ῥίζα, root]. Licorice. The root of *G. glabra*, a demulcent and mild laxative of sweet taste.

It is used in catarrhal affections and as an ingredient of pills. **g., extract of** (*extractum glycyrrhizæ*, U. S. P.). Dose 15 gr. (1 Gm.). **g., extract of, pure** (*extractum glycyrrhizæ purum*, U. S. P.), used for making pills. **g., fluidextract of** (*fluidextractum glycyrrhizæ*, U. S. P.), used as a vehicle for administering quinine. **g., mixture of, compound** (*mistura glycyrrhizæ composita*, U. S. P.), brown mixture. Dose 1–4 dr. (4–16 Cc.). **g., powder of, compound** (*pulvis glycyrrhizæ compositus*, U. S. P.). Dose 1 dr. (4 Gm.). **g., troches of, and opium** (*trochisci glycyrrhizæ et opii*, U. S. P.). Dose 1 or 2.

glycyrrhizin, glycyrrhizinum (*glis-ir-i'-zin, -iz-i'-num*) [*glycyrrhiza*]. The active principle of licorice-root. It is in reality an acid, *glycyrrhizic acid*, $C_{44}H_{62}NO_{19}$. **g., ammoniated** (*glycyrrhizinum ammoniatum*, U. S. P. IX.), a sweet preparation used as a substitute for licorice. Dose 5–15 gr. (0.32–1.0 Gm.).

glykaolin (*gli-ka'-ol-in*). A compound of aluminium silicate, phenyl salicylate, and glycerol made into a smooth paste; indicated in the treatment of wounds, ulcers, sprains, burns, etc.

glykeron (*gli'-ker-on*). Same as glycoheroine.

glymol (*gli'-mol*). A proprietary preparation said to be obtained from petroleum. Trade name of petrolatum liquidum.

glyoxal (*gli-oks'-al*) [γλυκύς, sweet; ὀξαλίς, sorrel], $C_2H_2O_2$. A substance formed by oxidizing acetaldehyde with HNO_3. It is an amorphous non-volatile mass that deliquesces in the air, and is soluble in alcohol and in ether.

glyoxalase (*gli-oks'-al-ās*) [*glyoxal; -ase*, a termination denoting an enzyme]. An enzyme found in body tissues, capable of converting methylglyoxal into lactic acid.

glyoxalin (*gli-oks'-al-in*) [γλυκύς, sweet; ὀξαλίς, sorrel], $C_3H_4N_2$. A substance produced by the action of ammonia upon glyoxal. It is easily soluble in water, alcohol and ether, and crystallizes in brilliant prisms, melting at 89° C. and boiling at 255° C.

glysal (*gli'-sal*). Same as spirosal, *q. v.*

Gm. Abbreviation of *gram*, or *gramme*. U. S. P. X.

Gmelin's test for bile-pigments in the urine (*ma'-lin*) [Leopold *Gmelin*, German physiologist, 1788–1853]. Fuming nitric acid is carefully added, so that it forms a sublayer. At the junction of the two liquids a series of colored layers is formed, in the following order, from above downward: green, blue, violet, red, and reddish-yellow.

gnat (*nat*). A dipterous insect, the *Culex pipiens*, differing but slightly from the common mosquito, with which it is popularly confounded. The gnat has no sting or poison-glands.

gnathalgia (*nath-al'-je-ah*) [*gnathion*; ἄλγος, pain]. Pain or neuralgia of the jaw.

gnathankylosis (*nath-ang-kil-o'-sis*) [*gnathion; ankylosis*]. Ankylosis of the jaw.

gnathic (*na'-thik*) [*gnathion*]. Pertaining to the jaw. **g. index.** See *index, gnathic.*

gnathion (*na'-the-on*) [γνάθος, jaw]. The lowest point in the median line of the inferior maxilla.

gnathitis (*nath-i'-tis*) [*ganthion*; ιτις, inflammation]. Inflammation of the jaw or cheek.

gnatho- (*nath-o-*) [γνάθος, the jaw]. A prefix signifying the jaw or cheek.

gnathocephalus (*nath-o-sef'-al-us*) [*gnathion*; κεφαλή, the head]. A monster lacking all parts of the head except large jaws.

gnathodynamometer (*nath-o-di-nam-om'-et-er*) [*gnatho-*; δύναμις, force; μέτρον, measure]. An instrument for recording the force exerted in closing the jaws.

gnathodynia (*nath-o-din'-e-ah*) [*gnatho-*; ὀδυνή, *pain*]. Pain in the jaw, gnathalgia.

gnathoneuraliga (*nath-o-nū-ral'-je-ah*) [*gnatho-; neuralgia*]. See *gnathalgia.*

gnathoparalysis (*nath-o-par-al'-is-is*) [*gnatho-; paralysis*]. Paralysis of the jaw.

gnathoplasty (*nath'-o-plas-te*) [*gnatho-*; πλάσσειν, to shape]. Plastic surgery of the cheek.

gnathoplegia (*nath'-o-ple'-je-ah*) [*gnatho-*; πληγή, *stroke*]. Paralysis of the cheek.

gnathorrhagia (*nath-or-a'-je-ah*) [*gnatho-*; ῥηγνύναι; to burst forth]. Hemorrhage from the mucous membrane of the cheek or from the jaws.

gnathoschisis (*nath-os'-kis-is*) [*gnatho-*; σχίζειν, to split]. Cleft-jaw.

gnathospasmus (*nath-o-spas'-mus*) [*gnatho-; spasm*]. Locked jaw; trismus.

Gnathostoma (*nath-os'-to-mah*) [*gnatho-*; στόμα, mouth]. A family of nematode worms.

gnathostomiasis (*nath-o-sto-mi'-as-is*). Infestation with Gynathostoma.

gnoscopine (*nos'-ko-pin*), $C_{34}H_{36}N_2O_{11}$. A crystalline alkaloid of opium.

Goa-powder. See *araroba.*

goblet-cells. Beaker-shaped cells found in mucous membranes

Godélier's law (*go-da-le-a'*) [Charles Pierre *Godélier*, French physician, 1813–1877]. Tuberculosis of the peritoneum is always associated with tuberculosis of the pleura.

Godfrey's cordial. A non-official preparation of opium containing from half a grain to a grain and a half of opium to the ounce.

godovnik boil (*god-ov'-nĕk*) [Russian, *godovoy*, annual]. Oriental boil; see *furnunculus orientalis.*

Goetsch's skin reaction (*gĕtsh*) [Emil *Goetsch*, American physician, 1883–]. For hyperthyroidism: after subcutaneous injection into the arm of 1 Cc. of a 1 : 2000 solution of epinephrin, there is formed at the point of injection a whitish area surrounded by a red areola; in about 30 minutes the whitish area becomes lavender, and in about 2 hours the red areola becomes lavender, and the color in the center disappears. With this reaction there may be increase of pulse rate, palpitation of the heart, exaggerated tremor and other nervous symptoms.

Goggia's sign (*god'-yah*). If the biceps muscle of the arm is pinched there is a general fibrillation, in a state of health; and a locally limited fibrillation in cases of asthenic disease.

goggle-eyed (*gog'l'-id*). A vulgar synonym of exophthalmos and of strabismus.

goggles (*gog'-ls*) [O. E. *goggle*, to roll the eyes]. Spectacles with colored lenses and wire or cloth sides, to protect the eyes from excessive light or dust.

goiter (*goi'-tr*) [*guttur*, throat]. Enlargement of the thyroid gland. Syn., *bronchocele; Derbyshire neck; tracheocele.* **g., aberrant, g., accessory,** that of an accessory thyroid gland. **g., aerial.** See *aerocele.* **g., amyloid,** a form associated with amyloid degeneration of the small arteries, capillaries, and follicles. **g., anemic.** Synonym of *g., exophthalmic.* **g., Basedowified,** same as toxic goiter **g., cancerous, g., carcinomatous,** carcinoma of the thyroid gland. **g., exophthalmic-** a disease characterized by cardiac palpitation, goiter, exophthalmos, tremor, palpitation being usually

the initial symptom. Syn., *Basedow's disease; Graves' disease.* See *Abadie, Dalrymple, Graefe, Stellwag, Vsgoroux.* Also see under *Ballet, Becker, Bryson, Joffroy, Marie, Moebius.* **g., inthrathoracic,** one where part of the enlarged goiter is in the thoracic cavity. **g., perivascular,** one surrounding an important blood vessel. **g., pituitary,** cystic and follicular degeneration in the hypophysis similar to that occurring in the thyroid gland. **g., pneumoguttural.** See *aer ocele.* **g., retrovascular,** one traversed anteriorly by a large blood-vessel. **g., substernal,** one where portion of the enlarged goiter is in the lower part of the isthmus. **g., toxic,** one in which toxic symptoms are present, due to excessive secretion or secretion of toxic material.

goitriferous (*goi-trif'-er-us*) [*goiter; ferre,* to bear]. Giving rise to goiters.

goitrous (*goi'-trus*) [*goiter*]. Relating to or affected with goiter.

gold. See *aurum.* **g.,-beaters' skin,** a thin membrane prepared from the cecum of the ox. **g. cure,** the Keeley cure. **g., fulminating,** $Au_2O_3(NH_3)_4$, a compound obtained from auric oxide, or auric hydrate by action of ammonia; a greenish-brown powder exploding with great violence on heating or percussion.

goldenseal. See *hydrastis.*

Goldflam's disease (*gölt'-flahm*) [Sigismund *Goldflam,* Polish physician]. See *Erb's disease.*

Goldscheider-Marinesco's law. The fewer connections a neuron has, the less stimuli it receives, the less is its tendency to degeneration.

Goldstein's disease. Heredofamilial angiomatosis with hemorrhages. See *Rendu-Osler-Weber's disease.*

golfer's foot. See *foot, golfers.*

Golgi's cells (*gol'-je*) [Camillo *Golgi,* Italian anatomist, 1844–1919]. Nerve-cells with very short processes found in the gray matter of the brain and spinal cord. **G.'s corpuscles,** tendon-spindles; small fusiform bodies resembling the Pacinian corpuscles, existing in tendons at the junction of the tendinous fibers with the muscular fibers. They have not been found in the ocular muscles. **G.'s cycle,** that phase of development of the *Plasmodium malariæ* which occurs in human blood. See *Ross, cycle of.* **G.'s funnels,** or **organs,** funnel-shaped structures composed of spiral threads described by Golgi and others as surrounding the axis-cylinder of a myelinic nerve-fiber and supporting the myelin. They appear to be artificially produced in the process of staining.

Golgi-Mazzoni's corpuscles. See *Mazzoni.*

Golgi-Rezzonico's funnels. See *Golgi's funnels.*

Goll's column [Friedrich *Goll,* Swiss anatomist, 1829–1903]. The posterointernal column of the spinal cord. **G.'s nucleus,** a small nucleus in the fasciculus gracilis of the oblongata in which the long fibers of Goll's column terminate.

Golonboff's sign of chlorosis. An acute pain directly over the spleen, and pain on percussion over the ends of the long bones, especially the tibia.

Goltz's experiment [Friedrich Leopold *Goltz,* German physician, 1834–1902] Arrest of the heart's action produced in the frog by repeated tapping of the abdomen.

Gombault-Phillippe's triangle [Albert François *Gombault,* French physician, 184[illegible]–]. The triangular area formed in the conus medullaris by the fibers which, higher up, compose the oval field of Flechsig.

gomenol (*go'-men-ol*). A syrup used in pertussis said to be prepared from the leaves of *Melaleuca leucadendron.* Given in capsules.

gomphiasis (*gom-fi'-as-is*) [γομφίος, a molar tooth]. Looseness of the teeth.

gomphosis (*gom-fo'-sis*). See *synarthrosis.*

gonacratia (*gon-ak-ra'-she-ah*) [γονή, semen; ἀκράτεια, incontinence]. Spermatorrhea.

gonad (*gon'-ad*) [γονή, semen: pl., *gonades*]. A sexual gland; a testicle or ovary.

gonadal (*gon'-ad-al*). Pertaining to a gonad.

gonadectomy (*gon-ad-ek'-to-me*) [*gonad;* ἐκτομή, a cutting out]. Excision of a testicle or ovary.

gonades (*gon'-ad-ēz*) [*gonad*]. See genitalia.

gonaduct (*gon'-ad-ukt*) [γονή, semen; *ductus,* a duct]. The excretory duct of a reproductive gland; an oviduct or a seminal duct.

gonæ (*go'-ne*) [L.]. The genitals.

gonagra (*gon-a'-grah*) [γόνυ, knee; ἄγρα, seizure]. Gout of the knee-joint.

gonal (*go'-nal*). A proprietary remedy for gonorrhea, cystitis, etc., said to be the active principle of sandalwood oil.

gonalgia (*gon-al'-je-ah*) [γόνυ, knee; ἄλγος, pain]. Pain in the knee-joint.

gonangiectomy (*go-nan-je-ek'-to-me*) [γόνος, generation; ἀγγεῖον, vessel; ἐκτομή, excision]. Excision of a portion of the vas deferens.

gonargin (*gon-ar'-jin*). Trade gonorrheal vaccine.

gonarthritis (*gon-ar-thrī'-tis*) [γόνυ, knee; *arthritis*]. 1. Inflammation of the knee-joint. 2. Synonym of *Gonorrheal synovitis*

gonarthrocace (*gon-ar-throk'-as-e*) [γόνυ, knee; ἄρθρον, a joint; κάκη, evil]. White swelling of the knee-joint.

gonarthromeningitis (*gon-ar-thro-men-in-ji'-tis*) [γόνυ, knee; ἄρθρον, a joint; μῆνιγξ, membrane; ῖτις, inflammation]. Inflammation of the synovial membrane of the knee.

gonarthrotomy (*gon-ar-throt'-o-me*) [γόνυ, knee; ἄρθρον, joint; τομή, incision]. Incision into the knee-joint.

gonatagra (*gon-at-ag'-rah*) [γόνυ, knee; ἄγρα, seizure]. Gout in the knee.

gonatalgia (*gon-at-al'-je-ah*). See *gonalgia.*

gonatocele (*gon-at'-o-sēl*) [γόνυ, knee; κηλή, tumor]. A swelling or tumor of the knee; white swellings.

gonecyst, gonecystis (*gon'-e-sist, gon-e-sis'-tis*) [γονή, semen; κύστις, cyst]. A seminal vesicle.

gonecystic (*gon-e-sis'-tik*). Relating to gonecyst.

gonecystitis (*gon-e-sis-ti'-tis*) [*gonecyst;* ῖτις, inflammation]. Inflammation of the seminal vesicles.

gonecystolith (*gon-e-sis'-to-lith*) [γονή, semen; κύστις, cyst; λίθος, stone]. A concretion or calculus in a seminal vesicle.

gonecystoncus (*gon-e-sis-tong'-kus*) [*gonecyst;* ὄγκος, tumor]. Any tumor of a seminal vesicle.

gonecystopyosis (*gon-e-sist-o-pi-o'-sis*) [*gonecyst;* πύωσις, suppuration[. Suppuration of a gonecyst

gonepoiesis (*gon-e-poi-e'-sis*) [γονή, semen; ποιεῖν, to make]. The secretion or elaboration of semen.

gonepoietic (*gon-e-poi-et'-ik*) [γονή, semen; ποιεῖν, to make]. Pertains to secretion of semen.

gongrona (*gon-gro'-nah*) [γογγρώνη, a ganglion]. Synonym of *goiter.*

gongyloid (*gon'-jil-oid*) [γογγύλος, round; εἶδος, likeness]. Having an irregular round shape.

Gongylonema (*gon-jil-o-ne'-mah*). A nematode parasite. **g. hominis,** that found in the mouth. **g. pulchrum,** that found in swine.

gonic (*gon'-ik*) [γονή, semen]. Pertaining to semen or to generation.

gonid, gonidium (*go'-nid, go-nid'-e-um*) [γονή, seed; pl., *gonidia*]. In biology, (*a*) one of the grass-green algal elements of the lichen thallus; (*b*) also applied to various asexually produced reproductive bodies.

gonidia (*go-nid'-e-ah*). Plural of gonid (gonidium).

goniocraniometry (*go-ne-o-kra-ne-om'-et-re*) [γωνία, angle; *craniometry*]. Measurement of the cranial angles.

goniometer (*go-ne-om'-et-er*) [*gonion;* μέτρον, a measure]. An apparatus for measuring lateral curvatures, adduction and abduction in hip-joint disease, the angle of ankylosed joints, etc., and the angles of crystals. **g., vesical,** an apparatus to measure the angle formed by the long axis of the urethra with a line drawn from the internal urethral orifice to the mouth of the ureter.

goniometry (*go-ne-om'-et-re*). The measurement of angles.

gonion (*go'-ne-on*) [γωνία, an angle]. The outer side of the angle of the inferior maxilla.

gonioscope (*go'-ne-o-skōp*) [γωνία. angle; σκοπεῖν, to see]. An apparatus used in noting the varying angles made by the optical axis with the lines of muscle action.

goniozygomatic (*go-ne-o-zi-go-mat'-ik*) [γωνία, an angle; *zygoma*]. Relating to the gonion and the zygoma.

gonites (*gon'-īts*) [γονή, seed]. The reproductive elements of bacteria.

gonitis (*go-nī'-tis*) [γόνυ, knee; ιτις, inflammation]. Inflammation of the knee-joint.

gonoblast (*gon'-o-blast*) [γόνος, generation; βλαστός, germ]. A sperm-cell or germ-cell; any cell concerned directly in reproduction; a spermatozoon; an ovum.

gonoblennorrhea (*gon-o-blen-o-ré-ah*). Gonorrhea

gonobolia (*gon-o-bo'-le-ah*) [γονή, semen; βάλλειν, to throw]. 1. The ejaculation of semen. 2. Spermatorrhea.

gonocele (*gon'-o-sēl*) [1] [γόνυ, knee; κήλη, tumor]. A swelling of the knee. [2] [γόνη, semen; κήλη, tumor]. 1. A tumor of a testis, or of a spermatic cord, due to retention of semen. 2. Synonym of *gonorrheal rheumatism.*

gonochorismus (*gon-o-kor-iz'-mus*) [γόνος, generation, sex; χωρισμός, separation]. In biology, the specialization of sex; the differentiation of male or female genitalia in a developing embryo; the separation of the sexes in phylogeny.

gonocide (*gon'-o-sīd*) [*gonococcus; cædere,* to kill]. 1. Destructive to the gonococcus. 2. An agent which kills the gonococcus.

gonococcal (*gon-o-kok'-al*). Relating to the gonococcus.

gonococcemia, gonococcæmia (*gon-o-kok-se'-me-ah*) [*gonococcus;* αἷμα, blood]. Gonococci in the blood.

gonococcia (*gon-o-kok'-se-ah*). See *gonohemia.*

gonococcic (*gon-o-kok'-sik*). Pertaining to the gonococcus; gonococcal.

gonococcicide (*gon-o-kok'-se-sīd*) [*gonococcus; cædere,* to kill]. 1. Destructive to the gonococcus. 2. An agent which kills the gonococcus.

gonococcin (*gon-o-kok'-sin*). A glycerin extract of gonococci, employed in testing for gonorrhea by the cutireaction.

gonococcus (*gon-o-kok'-us*) [γονή, semen; κόκκος, a berry]. The specific organism causing gonorrhea See *Micrococcus gonorrhœæ.*

gonocyte (*gon'-o-sīt*) [γονή, semen; κυτος, cell]. Van Beneden's name for the ovum which contains only the female pronucleus, the male part having been expelled as directive bodies. **g., male,** a spermatozoon.

gonohemia, gonohæmia (*gon-o-he'-me-ah*) [*gonorrhea;* αἷμα, blood]. Generalized gonorrhea.

gonoid (*go'-noid*) [γονή, semen; εἶδος, appearance]. Resembling semen.

gonopepsin (*gon-o-pep'-sin*). A preparation said to consist of pepsin, boric acid, infusion of cranberries, and water; it is intended as a gonorrheal injection.

gonophage (*gon'-o-fāj*) [*gonococcus;* φαγεῖν, to devour]. The bacteriophage phenomenon as applied to the gonococcus.

gonophore (*gon'-o-fōr*) [γονή, seed; φόρος, bearer]. Any structure which conducts or stores up the sexual cells; the vas deferens, seminal vesicles, Fallopian tubes, or uterus.

gonopoiesis (*gon-o-poi-e'-sis*). See *gonepoiesis.*

gonopoietic (*gon-o-poi-et'-ik*) [γόνος, generation, seed; ποιητικός, productive]. Productive of reproductive elements, as ova or spermatozoa.

gonorol (*gon'-or-ol*). A proprietary remedy for gonorrhea said to contain the active principles of sandalwood oil.

gonorrhea, gonorrhœa (*gon-or-e'-ah*) [γονή, semen; ῥοία, a flow]. A specific infectious inflammation of the mucous membrane of the urethra and adjacent cavities, due to the gonococcus of Neisser. The disease is characterized by pain, burning urination, a profuse mucopurulent discharge, and a protracted course It is likely to become chronic, and is frequently accompanied by complications—prostatitis, periurethral abscess, epididymitis, cystitis, purulent conjunctivitis. It may also cause arthritis (gonorrheal rheumatism), endocarditis, and, in women, salpingitis. **g., dry,** a form unassociated with discharge.

gonorrheal, gonorrhœal (*gon-or-e'-al*) [*gonorrhea*]. Relating to gonorrhea, as *gonorrheal* ophthalmia. **g. arthritis,** or **rheumatism,** inflammation of one or more joints as a sequel of gonorrhea.

gonosan (*gon'-o-san*) Trade name of a remedy for gonorrhea, said to contain kava-kava and sandalwood oil.

gonoscheocele (*gon-os'-ke-o-sēl*) [γονή, semen; ὄσχεον, scrotum, κήλη, tumor]. A distention of the testicle with semen.

gonotoxemia, gonotoxæmia (*gon-o-toks-e'-me-ah*). Toxemia attributable to gonococcus infection.

gonotoxin (*gon-o-toks'-in*). A nondialyzable toxin produced both in the cocci and in the culture-mediums by gonococci.

gonyagra (*gon-e-a'-grah*). See *gonagra.*

gonyalgia (*gon-e-al'-je-ah*). See *gonalgia.*

gonybatia (*gon-e-ba'-she-ah*) [γόνυ, knee βαίνειν, to go]. Walking upon the knees; a symptom in some paralytic and paretic cases.

gonycampsis (*gon-e-kamp'-sis*) [γόνυ, knee; κάμψις, curve]. Deformity of knee by curvation.

gonycrotesis (*gon-e-kro-te'-sis*) [γόνυ, knee; κροτησμός, a striking]. Knock-knee.

gonyectyposis (*gon-e-ek-ti-po'-sis*) [γόνυ, knee; ἐκτύπωσις, a squeezing out]. A bending of the knee outwards; genu varum.

gonyocele (*gon'-e-o-sēl*) [γόνυ, knee; κήλη, tumor] Same as *gonyoncus.*

gonyoncus (*gon-e-ong'-kus*) [γόνυ, knee; ὄγκος, tumor]. A tumor or swelling of the knee

gonytyle (*gon-e-ti'-le*) [γόνυ, knee; τύλη, pad]. A prominent thickening of the skin upon the knee.

Goodell's law, G.'s sign [William *Goodell,* American gynecologist, 1829–1894]. When the cervix uteri is as hard as one's nose, pregnancy

does not exist; when it is as soft as one's lips, pregnancy is probable.

goose. A venereal bubo.

goose-flesh, g.-skin. Skin marked by prominence about the hair-follicles. Syn., *cutis anserina.*

Gordinier's writing-center. An area in the cortex cerebri for the educated movements necessary in writing. It is at the posterior end of the medifrontal gyrus of the left cerebral hemisphere in righthanded people.

Gordon reflex or **paradoxical reflex** (*gor'-dun*) [Alfred *Gordon*, American neurologist, 1869–]. Extension of great toe or all the toes when the deep flexor muscles of leg are being compressed. Found in disease of pyramidal tract anywhere between its origin in the cortex cerebri and its termination at the various levels of the spinal cord.

Gordon's sign (*gor'-dun*) [William *Gordon*, English physician]. In carcinoma, if the patient is in the recumbent position, there will be a diminution in the area of cardiac dulness.

gorge (*gorj*). Throat, gullet.

gorget (*gor'-jet*) [*gurges*, a chasm] A channeled instrument similar to a grooved director, used in lithotomy. **g., probe,** one whose tip is probe-pointed.

gorit (*gor'-it*). Trade name of a preparation of calcium peroxide.

gorondou (*go-ron'-doo*) Same as *goundou.*

Gosselin's fracture (*gos-lan*) [Leon Athanase *Gosselin*, French surgeon, 1815–1887] A V-shaped fracture of the lower end of the tibia.

gossypiin (*gos-ip'-e-in*) [*gossypium*]. A precipitate from a tincture of the root-bark of *Gossypium herbaceum*, recommended as an emmenagogue and diuretic. Dose, 1 to 5 gr

Gossypium (*gos-ip'-e-um*) [L.]. The cotton-tree, *Gossypium herbaceum*, and other species of *Gossypium*, of the order *Malvaceæ.* **gossypii cortex** (N. F.), cottonroot bark, is used as an emmenagogue, especially in the form of the fluidextract. Dose ½–1 dr. (2–4 Cc.). **G. purificatum** (U. S. P.), purified cotton; absorbent cotton; cotton-wool; the hairs of the seed of *Gossypium herbaceum* and of other species of *Gossypium*, used as a dressing and as a substitute for sponges in surgery; in pharmacy, as a filtering medium. **gossypii seminis, oleum** (U. S. P.), cotton-seed oil, is used in ointments. See also *cotton.*

gossypol (*gos'-ip-ol*). A crystalline compound isolated from cotton-seed, allied to tannin.

gothic palate. An enormously high palatal arch.

Gottschalk's operation (*got'-shahlk*) [Sigmund *Gottschalk*, German surgeon, 1860–]. Shortening of the utero-sacral ligaments, by the vaginal route.

Gottstein's basal process (*got'-stīn*) [Jakob *Gottstein*, German otologist, 1832–1895]. The attenuated process of an outer hair-cell connecting the latter with the basilar membrane of Corti's organ.

gouge (*gowj*) [Fr.]. An instrument for cutting or removing bone or other hard structures.

Goulard's cerate (*goo-lar'*) [Thomas *Goulard*, French physician, 1784–]. A mixture of lead subacetate, 20, and cerate of camphor, 80. **G.'s extract,** an aqueous liquid containing lead acetate, 180; lead oxide, 110; distilled water, 710. Syn., *liquor plumbi subacetatis.*

Gould's bowed-head sign (*goold*) [George Milbry *Gould*, American ophthalmologist, 1848–1922]. In retinitis pigmentosa or other disease destroying the peripheral portion of the retina the patient often bows the head low to see the pavement, in order to bring the image upon the functional portion of the retina.

Gouley's catheter (*goo'-le*) [John William Severin *Gouley*, American surgeon, 1832–]. A solid curved, steel instrument, grooved on its inferior aspect, for passing over a guide, through a stricture, into the bladder.

goundou (*goon'-doo*). An affection occurring among the negroes of the western coast of Africa. It consists of the growth of two bony, ovoid, symmetrical tumors which arise at the root of the nose on each side and which, by their growth, narrow the nasal fossæ and interfere with vision.

Gouraud's disease (*goo-ro'*) [Vincent Olivier *Gouraud*, French Surgeon, 1772–1848]. Inguinal hernia.

Gousset's symptoms of phrenic neuralgia. A painful point, always present and well defined, to the right of the fourth or fifth chondrosternal articulation; it must not be confounded with the retrosternal pain of chronic aortitis.

gout (*gowt*) [*gutta*, a drop]. A disease characterized by a paroxysmal painful inflammation of the small joints, particularly the great toe, accompanied by the deposit of sodium urate. The attack usually comes on at night, is attended by a dusky, glazed swelling of the joint and agonizing pain, and disappears with a sweat in the morning, to recur again at night In some cases gout presents an atypical form, appearing as dyspepsia, bronchitis, or intestinal catarrh; at times it produces pneumonia and inflammation of the serous membranes. The cause of gout is not definitely known, but is connected with an excess of uric acid or urates in the blood. The disease is most common in high livers. **g., abarticular,** that in which other structures than the joints are involved. **g., anomalous. g., atypical,** that marked by unusual symptoms or at first affecting unusual parts of the body. **g., asthenic, g., atonic,** a chronic form marked by enlargement of the joints and thickening and distention of the ligaments and tissues. **g., edematous,** that in which the swelling is not attended with heat, redness, or severe pain. **g., irregular,** same as abarticular gout, *q v* **g., latent, g., masked,** lithemia, a condition ascribed to a gouty diathesis, but not presenting the typical symptoms of gout. **g., poor-man's,** gout due to exposure, poor food, and excess in the use of malt liquors **g., retrocedent.** 1. That form with severe internal manifestations, without the customary arthritic symptoms. Syn., *anomalous, misplaced,* or *wandering gout; arthritis aberrans; arthritis erratica.* 2. Gout which leaves the joints suddenly, to appear in the brain, stomach, or other internal organ. Syn., *abarticular, displaced, extraarticular, flying, metastatic, migrating, recedent, retrograde,* or *transferred gout.* **g., rheumatic.** See *arthritis, rheumatoid,* **g., tophaceous,** a form marked by a deposit of sodium urate on the joint-cartilages and the formation of bony or cartilaginous growths around the ends of the bones.

goutiness (*gow'-te-nes*). The gouty diathesis.

gouty (*gow'-te*) [*gout*]. Pertaining to or of the nature of gout. **g. diathesis** or **habit,** the peculiar state that predisposes to gout. **g. kidney,** a chronically contracted kidney due to gout.

Gowers' column (*gow'-erz*) [Sir William Richard *Gowers*, English neurologist, 1845–1915]. The ascending anterolateral tract of the spinal cord. **G.'s intermediate process**, the lateral horn, a projection of the intermediate gray substance in the dorsal region of the spinal cord. **G.'s paraplegia**, a paraplegia due to vertebral caries. **G.'s symptom**, intermittent and abrupt oscillations of the iris under the influence of light, anterior probably to the total loss of the reflex; it is occasionally seen in tabes dorsalis. **G.'s tract.** Same as *G.'s column*.

Goyrand's hernia (*gwar-ahn'*) [Jean Gaspard Blaise *Goyrand*, French surgeon, 1803–1866]. Inguinointerstitial hernia; incomplete inguinal hernia.

G. Ph. Abbreviation for German Pharmacopeia.

gr. Abbr. of *granum*, grain; or *grana*, grains.

Graafian follicles, G. vesicles (*grah'-fe-an*) [Regnerus de *Graaf*, Dutch anatomist, 1641–1673]. Vesicular bodies found in the cortical layer of the ovary, and each containing an ovum. **G. oviduct.** See *oviduct*.

gracile (*gras'-il*) [L. *gracilis*] Slender, delicate.

gracilis (*gras'-il-is*) See under *muscle*.

gradatim (*gra-da'-tim*) [L.]. Gradually.

gradatory (*grad'-at-o-re*) [*graduate*]. Adapted for walking.

Gradenigo's syndrome (*grah-den-e'-go*) [Giuseppe *Gradenigo*, Italian physician]. Acute purulent otitis media with or without mastoid involvement, intense pain in the temporal and parietal regions, and paralysis of the abducens nerve; these indicate a grave prognosis in middle ear or mastoid disease.

graduate (*grad'-ū-āt*) [*gradus*, a step]. To take a degree from a college or university Also a person on whom a degree has been conferred. Also, in pharmacy, a glass vessel upon which the divisions of liquid measure have been marked.

graduated (*grad'-ū-a-ted*). Arranged in degrees or steps. **g. compress**, a compress made of pieces decreasing progressively in size, the apex or smallest piece being applied to the focus of pressure

(von) Graefe's disease (*gra'-feh*) [Friedrich Wilhelm Ernst Albrecht von *Graefe*, German ophthalmologist, 1828–1870]. Progressive ophthalmoplegia. **v. G.'s knife**, a narrow knife for the performance of the operation for cataract. **v. G.'s operation**, *for cataract:* extraction of the cataract through a scleral incision, with iridectomy and laceration of the capsule. **v. G.'s sign, v. G.'s symptom**, failure of the upper lid to follow the eyeball in glancing downward, elicited in exophthalmic goiter by having the patient alternately rotate the eyes up and down. **v. G.'s spots**, spots near the supraorbital foramen, or over the vertebræ, which, when pressed upon, cause a sudden relaxation of the spasm of the eyelids in cases of blepharofacial spasm.

Graeupner's method (*groyp'-ner*) [Salo *Graeupner*, German physician]. With a measured amount of work, a normal heart reacts by a raised blood pressure after mild exercise; a functionally weakened heart by a fall of blood pressure.

Gräfenburg's ring (*gra'-fen-burg*). A flexible wire ring of silver which is inserted within the uterus, well above the cervical canal, and left there indefinitely; a contraceptive.

graft [ME., *graffe*]. A small portion of skin, bone, periosteum, nerve, etc., used to replace a defect in a corresponding structure. **g., autoplastic**, a graft taken from the patient's own body **g., heteroplastic**, a graft taken from a person other than the subject. **g., homoplastic**, an autoplastic graft. **g., omental**, a small strip of omentum used to strengthen the line of suture in enterorrhaphy. **g., periosteal**, one of periosteum to cover denuded bone or to be placed where bone has been removed to favor new formation. **g. sieve.** A large one with many round openings for drainage **g., skin-**, a small portion of skin inserted upon a raw surface, such as is produced by a burn, to assist in reproducing the integument. **g., sponge-**, the insertion of a piece of sponge into the tissues to act as a framework for granulations. **g., zooplastic**, one taken from one of the lower animals.

graham bread (*gra'-am*) [Silvester *Graham*, English dietitian, 1794–1851]. Brown bread; wheaten bread made from unbolted flour.

Graham's law (*gra'-am*) [Thomas *Graham*, English chemist, 1805–1869]. The rate of diffusion of gases through porous membranes is in inverse ratio to the square root of their density.

grain (*grān*) [*granum*, grain]. 1. Seed, as that of the cereals. 2. A body resembling a seed, as a starch-grain. 3. A small pill. 4. The unit of weight of the troy and the avoirdupois system of weights. See *weights and measures*. **g.s of paradise**, the unripe fruit of *Amomum melegueta* and of *A granumparadisi*, brought from West Africa. It is an aromatic stimulant and diuretic, useful in some cases of neuralgia.

grainage (*grān-ej*). Weight expressed in grains or fractions of grains

gram, gramme (*gram*) [γράμμα, inscription]. The gravimetric unit of the metric system of weights and measures, equivalent to the weight of a cubic centimeter of distilled water at its maximum density. See *weights and measures*.

Gram's method (Hans Christian Joachim *Gram*, Danish physician, 1853–]. A method for staining bacteria. The bacteria on the coverglass or in the section are stained first with Ehrlich's solution, and then are treated with *Gram's solution* (iodine, 1; potassium iodide, 2; water, 300), and then with alcohol. Some bacteria give up the color when washed with alcohol. **G.'s solution.** See under *G.'s method*.

grammolecular (*gram-mo-lek'-ū-lar*). Relating to a grammolecule. **g. solution**, a solution in which a grammolecule of the active chemical is contained in each liter.

grammolecule (*gram-mol'-e-kūl*). In a solution or mixture, the molecular weight of the active chemical expressed in grams. Syn., *gram-mole; mol; mole*.

gramnegative (*gram-neg'-at-iv*). Incapable of staining by Gram's method.

grampositive (*gram-pos'-il-iv*). Capable of staining by Gram's method.

granatonine (*gran-at'-on-in*) [*granatum*, the pomegrante]. Pseudopelletierine.

granatum (*gran-a'-tum*). Pomegranate. The bark of the stem and root of *Punica granatum*. The bark contains punicotannic acid and mannite, but the active principle is the alkaloid *pelletierine*, $C_9H_{13}NO$. The chief use of pomegranate and its preparations is as a teniacide. The *decoction* consists of 2 oz. of bark in 2 pints of water, boiled down to a pint. See *pelletierine*. **granati, fluidextractum** (U. S. P.), fluidextract of pomegranate. Dose 30 min. (2 Cc.).

Grancher's disease (*grahn-sha'*) [Jacques Joseph *Grancher*, French physician, 1843–1907]. A

form of pneumonia with splenization of the lung, the coagulable exudate filling not only the alveoli, but also the larger bronchi. Syn., *Desnos' pneumonia, pneumonie pleurétique; splénopneumonie.* **G.'s sign,** on auscultation in pulmonary condensation the expiratory murmur equals in pitch that of the inspiratory, evidencing obstruction to expired air. **G.'s triad,** the three symptoms characteristic of incipient pulmonary tuberculosis: weakened vesicular murmur, increased vocal fremitus, and Skodaic resonance.

grandeur, delirium of, or **delusions of.** Insane exaltation of mind, with false opinions as to one's own greatness and dignity.

grand mal (*grong ma(h)l*) [Fr. "great evil"]. A term for fully-developed epilepsy; major epilepsy. See *petit mal.*

Grandry's corpuscles. Minute ovoid or spherical taste corpuscles found in the papillæ of the beak and tongue of birds.

granoplasma (*gran-o-plaz'-mah*). Granular protoplasm.

granula (*gran'-ū-lah*) [*granum,* a grain]. The granules, cytoblasts, or microsomes of protoplasm.

granular (*gran'-ū-lar*) [*granule*]. Made up of, or containing, granules. **g. layer.** See under *retina.* **g. lids,** trachoma. **g. pharyngitis,** pharyngitis characterized by the presence of prominent follicles.

granulase (*gran'-ū-lās*) [*granum*]. An enzyme found in cereals, converting starch into achroodextrin and maltose.

granulated (*gran'-ū-la-ted*) [*granula,* little grains]. Characterized by the presence of granulations or granules.

granulation (*gran-ū-la'-shun*) [*granule*]. 1. A capillary loop of blood-vessels surrounded by a group of connective-tissue cells; also the process by which these are formed. 2. The formation of new or cicatricial tissue in the repair of wounds or ulcers, the surface of which has a granular appearance; also, any one of the elevated points of such a surface or formation. **g.s, erethistic, g.s, erethitic,** an acestoma in which severe pain and hemorrhage are caused by slight irritation. **g., exuberant, g., fungous,** an acestoma secreting thin, mucopurulent matter due to local edema or to excessive formative power. **g. tissue,** the material consisting of granulations by which the repair of loss of substance or the healing together of surfaces is brought about.

granulationes arachnoideales (*gran-ū-la-she-o'-nēz ar-ak-noyd-e-a'-lēz*) [L., arachnoideal granulations]. The Pacchionian bodies.

granule (*gran'-ūl*) [*granulum,* a little grain]. A small grain, body, or particle, as the *granules* of a cell; also a small pill. **g.s, alpha, g.s, beta, g.s, delta, g.s, epsilon, g.s, gamma.** See under *color-analysis.* **g.s, Altmann's.** See *Altmann's granules.* **g.s, Bettelheim's.** See *hemokonia.* **g.-cell,** any one of a variety of round cells found in pathologically softened brain-tissue, and densely filled with fat globules. **g.s, chromophil.** See *Nissl's bodies.* **g.s, Claude Bernard's,** the granules in the secreting cells of the pancreas. **g.s, edematin,** the microsomes forming the mass of the nuclear sap. They have been identified with the "cyanophilous granules" of the nucleus. **g., elementary,** irregular protoplasmic bodies in the blood smaller than ordinary blood-corpuscles. **g.s, interstitial,** those occurring in the sarcoplasm of striated muscle-fibers; they consist of fat and probably also of lecithin. **g.s, leukocyte,** the amphophil, basophil, eosinophil, neutrophil, or oxyphil bodies observed in leukocytes. Cf. *color-analysis.* **g.s, lymph,** lymph-corpuscles. **g.s, Malpighi's,** Malpighian corpuscles. **g.-mass,** a giant-cell. **g.s, Neusser's.** See *Neusser's granules.* **g.s, Nissl's.** See *Nissl's bodies.* **g.s, osseous,** very small granules of inorganic matter which are found in the matrix of bone, **g.s, Schultze's.** See under *Schultze.* **g., seminal,** any one of the solid particles of the semen, consisting of round, granular corpuscles. **g.s, vitelline, g.s, yolk.** See *spheres, vitelline.* **g.s, Zimmermann's.** Same as *Bizzozero's blood-platelets.* **g.s, zymogen, g.s, zymogenous,** certain granules in the pancreatic cells supposed to give origin to the pancreatic ferments.

granuliform (*gran-ū'-le-form*) [*granule; forma,* form]. Resembling small grains.

granulitis (*gran-ū-lī'-tis*) [*granula,* a little grain; *ῑτις,* inflammation]. Acute miliary tuberculosis.

granuloblast (*gran'-ū-lo-blast*). The mother cell of a granulocyte.

granulocyte (*gran'-ū-lo-sīt*). [*granule; κύτος,* cell]. A granular leukocyte.

granulocytopenia (*gran-u-lo-si-to-pe'-ne-ah*) [*granulocyte; πενία,* poverty]. Deficiency of granulocytes.

granulofatty (*gran-ū-lo-fat'-e*). Applied to cells in tissue undergoing fatty degeneration, which contain granules of fat. Syn., *granuloadipose.*

granulogen (*gran'-ū-lo-jen*). Trade combination of paraffins with 5 % of chloretone; used as an antiseptic dressing for burns, wounds, and ulcers.

granuloma (*gran-ū-lo'-mah*) [*granule; ὄμα,* a tumor]. A tumor or tumor-like nodule made up of granulation tissue. **g. annulare,** a peculiar disease midway between inflammation and a neoplasm, characterized by the formation of pale-red or violaceous red nodules on the wrists, backs of the hands, and neck, which develop slowly and form circles by confluence. The lesions are firm; the mucous layer is enormously thickened. **g., infectious,** that due to a specific microorganism, as tubercle, gumma, etc. **g. inguinale.** Ulcerating granuloma of the pudenda. Ulceration of the genitocrural or the perianal regions. See *g. venereum.* **g. trichophyticum,** granuloma due to *trichophyton.* **g. tropicum,** frambesia. **g. venereum,** an ulcer in the groin, occurring in tropical countries.

granuloplasm (*gran'-ū-lo-plazm*) [*granule; plasma,* something formed]. The granular protoplasmic mass in the inner part of a cell.

granulose (*gran'-ū-lōs*) [*granule*]. The inner and soluble portion of starch-granules.

granum (*gra'-num*). See *grain.*

Granville's hammer (*gran'-vil*) [Joseph Mortimer *Granville,* English physician, 1833–1900]. An instrument used in the treatment of neuralgia; rapid strokes with it cause rhythmical vibrations.

Granville's lotion (*gran'-vil*) [Augustus Bozzi *Granville,* English physician, 1783–1871]. A compound liniment of ammonia.

grape-cure (*grāp'-kūr*). A treatment of pulmonary tuberculosis consisting in the ingestion of large quantities of grapes.

grape-sugar. See *glucose* and *dextrose.*

graphic (*graf'-ik*) [*γράφειν,* to write]. Relating to writing or recording, or to the process of making automatic tracings of phenomena, showing degree, rhythm, etc.

graphite (*graf'-it*) [see *graphic*]. Plumbago or black-lead, an impure allotropic form of carbon. It has been applied externally in skin diseases.

grapho- (*graf-o-*) [γράφειν, to write]. A prefix meaning to write.

graphology (*graf-ol'-o-je*) [*grapho-*; λόγος, science]. The study of the handwriting for the purpose of diagnosing nerve disease.

graphomania (*graf-o-ma'-ne-ah*) [γραφή, writing; μανία, madness]. An insane desire to write.

graphomaniac (*graf-o-ma'-ne-ak*) [γραφή, writing; μανία, madness]. One affected with graphomania.

graphomotor (*graf-o-mo'-tor*) [*grapho-*; *movere*, to move]. Relating to graphic movements or to the movements concerned in writing.

graphorrhea (*graf-or-e'-ah*) [*grapho-*; ῥοία, flow]. An intermittent condition in certain forms of insanity, marked by an uncontrollable desire to cover pages with usually unconnected and meaningless words.

graphoscope (*graf'-o-skōp*) [*grapho-*; σκοπεῖν, to view]. A convex lens devised for the treatment of asthenopia and progressive myopia.

graphospasm (*graf'-o-spazm*) [*grapho-*; σπασμός, spasm]. Writers' cramp.

Grashey's aphasia. Aphasia due to diminished duration of sensory impressions, with consequent disturbance of perception and association; it is seen in concussion of the brain and in certain acute diseases.

Grasset's sign (*gras-sa'*). A condition found in incomplete hemiplegia; the patient cannot raise both legs at the same time, though he can raise each one separately.

Grasset-Rauzier's type of syringomyelia. A form with marked sudoral and vasomotor symptoms.

grating (*gra'-ting*) [French, *gratter*, to scratch]. 1. A frame or screen composed of bars. 2. A sound produced by the friction of very rough surfaces against each other. 3. A glass ruled with exceedingly fine parallel lines to produce chromatic dispersion in the rays of light reflected from it.

Gratiolet's optic radiation (*gras-e-o-la'*) [Louis Pierre *Gratiolet*, French anatomist, 1815–1865]. Fibers that pass from the optic center in the occipital lobe to the pulvinar and external geniculate body. Syn, *Gratiolet's fibers*.

gratiolin (*gra-ti'-o-lin*), $C_{20}H_{34}O_7$. A crystalline, bitter glucoside from *Gratiola officinalis*.

grattage (*grat-ahzh*) [Fr.]. A method of removing morbid growths, as trachomatous granulations, by rubbing with a harsh sponge or brush

gravative (*grav'-ah-tiv*) [*gravis*, heavy]. Attended by a sense of weight; said of the pressure-pains of tumors.

grave (*grav*). 1 Serious, severe, dangerous **g. wax.** See *adipocere*

gravedo (*grav-e'-do*) [L.]. 1. Muscular rheumatism of the head 2. Coryza.

gravel (*grav'-l*). A granular, sand-like material forming the substance of urinary calculi, and often passed with the urine.

graveolent (*grav'-e-o-lent*) [*gravis*, heavy; *olere*, to smell]. Having a strong, unpleasant odor; fetid.

Graves' disease (*grāvz*) [Robert James *Graves*, Irish physician, 1797–1853]. See *goiter, exophthalmic*. **G.'s sign,** an increase of the systolic impulse often noted in the beginning of pericarditis.

gravid (*grav'-id*) [*gravidus*, pregnant]. Pregnant. **g. uterus,** the uterus during pregnancy.

gravida (*grav'-id-ah*) [*gravid*]. A pregnant woman.

gravidin (*grav'-id-in*). See *kyestein*.

gravidism, or **gravidity** (*grav'-id-izm*, or *grav-id'-it-e*) [*gravidus*, pregnant]. Pregnancy, or the totality of symptoms presented by a pregnant woman.

gravidocardiac (*grav-id-o-kar'-de-ak*) [*gravid*; *cardiac*]. Relating to cardiac disorders due to pregnancy.

gravimeter (*grav-im'-et-er*) [*gravis*, heavy; μέτρον, measure]. An instrument used in determining specific gravities, especially a hydrometer, aerometer, or urinometer.

gravimetric (*grav-e-met'-rik*) [*gravis*, heavy; μέτρον, a measure]. Pertaining to measurement by weight. **g. analysis.** See *analysis, gravimetric*.

gravistatic (*grav-is-tat'-ik*) [*gravis*; στατικός, causing to stand]. Due to gravitation; applied to a form of congestion.

gravitation (*grav-it-a'-shun*). The force by which bodies are drawn to the earth's center.

gravity (*grav'-it-e*) [*gravis*]. Weight. **g., specific,** the measured weight of a substance compared with that of an equal volume of another taken as a standard. For gaseous fluids, hydrogen is taken as the standard, for liquids and solids, distilled water at its maximum density.

Grawitz's granules (*grah'-vits*) [Paul *Grawitz*, German pathologist, 1850–]. Minute granules, staining readily with basic dyes, seen in red blood-cells in certain pathological conditions. **G.'s tumor,** hypernephroma; a lipmatoid tumor of the kidney having its origin in aberrant masses of suprarenal tissue, and situated immediately beneath the renal capsule.

gray (*grā*) [AS., *græg*]. The color obtained by mixing white and black. **g. atrophy, g. degeneration.** See *degeneration*. **g. hepatization.** See *hepatization, gray*. **g. matter,** that forming the outer part of the brain and the inner part of the cord, containing the specialized cells of these parts. **g. oil,** mercurial liquid used in syphilis. **g. powder.** See *mercury with chalk*. **g. soap.** See *soap* **g. softening,** an inflammatory softening of the brain or cord with a gray discoloration. **g. substance.** See *g. matter*.

Gray's glycerin tonic [John Purdue *Gray*, American physician, 1825–1886]. Trade name of a preparation said to contain gentian, taraxacum, and phosphoric acid in sherry and glycerin.

grease (*grēs*). Soft or oily animal fat. In farriery, a swelling and inflammation in a horse's leg, with excretion of oily matter and the formation of cracks in the skin. **g.-trap,** a contrivance employed to prevent clogging of waste-pipes, as well as to save the grease, which has commercial value.

green (*grēn*). Of the color of grass obtained by mixing yellow and blue. **g.-blindness,** a variety of color-blindness in which green is not distinguished. **g., brilliant,** a dye, used as a bactericide. Chemically, it is diaminotriphenyl methane. **g., Paris-,** copper acetoarsenite. **g., Scheele's,** copper arsenite. **g., Schweinfurt.** Synonym of *g., Paris-*.

Greene's sign (*grēn*). In percussion of the free cardiac border during full inspiration and again during forced inspiration, the patient either standing or sitting, it will be noticed that the border is displaced outward by the expiratory movement in cases of pleuritic effusion.

Greenhow's cholera-mixture (*grēn'-how*) [Thomas Michael *Greenhow*, English physician, 1791–

1881]. A mixture containing guaiacum, cloves, cinnamon, each 1 ounce; brandy, 2 pints.

Greenhow's disease (*grēn'-how*) [Edward Headlam *Greenhow*, English physician, 1814–1888]. Vagabond's disease.

greensickness (*grēn'-sik-ness*). Chlorosis.

green softening. Purulent softening of nervous matter.

greenstick fracture. See *fracture, greenstick.*

green vitriol. Ferrous sulphate.

greffotome (*gref'-o-tōm*) [Fr., *greffe*, graft; τομή, a cutting]. A knife for cutting surgical grafts.

gregaloid (*greg'-al-oyd*) [*grex*, a *flock*]. Pertaining to a colony of protozoa made by the uniting of independent units

Gregarina (*greg-ar-ī'-nah*) [*grex*, a herd]. A genus of *Protozoa*.

gregarinosis (*greg-ar-in-o'-sis*) [*grex*, a herd; νόσος, disease]. A morbid condition due to infestation by *Gregarinæ*.

Gregory's powder (*greg'-or-e*) [James *Gregory*, Scotch physician, 1753–1821]. Compound powder of rhubarb, consisting of rhubarb, 2 oz., light magnesia, 6 oz; ginger, 1 oz.

Gréhant's method for determining urea in blood and tissues. It makes use of a solution of mercury, 1 Gm, in 10 Cc. of pure nitric acid, for decomposing the urea; the CO_2 and N are liberated, enabling one to estimate the urea.

Grenz rays (*grentz*). Rays with a wave length of about 2 Ångström units. A skin therapeutic agent with a high degree of safety, and few dangerous sequelae. Also known as W rays.

gressorial (*gres-o'-re-al*) [*gressus*, participle of *gradi*, to walk]. In biology, adapted for walking; gradient.

Griesinger's disease (*gre'-zing-er*) [Wilhelm *Griesinger*, German neurologist, 1817–1868]. A form of pernicious anemia connected with the presence of *Dochmius duodenalis* in the intestinal tract. Uncinariasis. **G.'s sign.** 1. An edematous swelling behind the mastoid process in thrombosis of the transverse sinus. 2. In thrombosis of the basilar artery, compression of the carotids produces symptoms of cerebral anemia (pallor, syncope, convulsions). This sign is of doubtful value, as it may also be caused by disturbances of the cerebral circulation resulting from cardiac and vascular lesions (especially arteriosclerosis).

Griess' red paper (*grēs*). Paper charged with sulphanilic acid and naphthylamine sulphate, used in testing for nitrous acid, nitrites, bilirubin, and aldehyde. **G.'s test for nitrous acid,** an intense yellow color is produced by the addition of a solution of metadiamidobenzol to a dilute solution containing nitrous acid previously acidified with a few drops of sulphuric acid. **G.'s yellow paper,** paper charged with sulphanilic acid and metadiamidobenzene; used as a sensitive test for nitrites.

griffin-claw. Atrophy of the interosseous muscles of the hand, with flexion of the fingers and extension of the hand at the wrist.

Griffith's mixture (*grif'-fith*) [Robert Eglesfield *Griffith*, American physician, 1789–1850]. Iron sulphate, 6; myrrh, 18; sugar, 18; potassium carbonate, 8; lavender, 50; rosewater, 900.

Grigg's test for proteins. A precipitate is formed with all proteins except peptones on adding a solution of metaphosphoric acid.

Grinbert's test for urobilin. Boil together equal parts of urine and hydrochloric acid and shake with ether. In the presence of urobilin the ether assumes a brownish-red color with a greenish fluorescence.

grindelia (*grin-de'-le-ah*) [H. *Grindel*, German botanist, 1776–1836]. The leaves and flowering tops of *G. robusta*, wild sunflower or gumplant, and *G. squarrosa*. **g., fluidextract of** (*fluidextractum grindeliæ*, U. S. P.). Dose ½–1 dr. (2–4 Cc.). Used in asthma, bronchitis, whooping-cough, and locally in rhus-poisoning.

grindeline (*grin'-del-ēn*). An alkaloid reported to exist in *Grindelia robusta*.

grinder (*grīn'-der*) [AS., *grindan*, to grind]. A molar tooth.

grinders' asthma. A fibroid pneumonia, a chronic affection of the lungs resulting from the inspiration of metallic or silicious dust.

grip, la grippe (*grip, lah grēp*). See *influenza.*

gripe (*grīp*) [ME., *gripen*, to seize]. 1. To suffer griping pain. 2. A spasmodic pain in the bowel. **g., cutting on the,** an old method of operating for vesical calculus by cutting down directly on the stone in the perineum after having forced it down with the fingers inserted in the rectum. **g.-stick,** a tourniquet.

gripes (*grīpz*) [see *gripe*]. Colic; tormina.

grippal (*grip'-al*). Pertaining to influenza.

grippotoxin (*grip-o-toks'-in*). A name for the toxin elaborated by *Bacillus influenzæ*.

griserin (*gris'-er-in*). Trade name of a mixture of loretin with alkalies.

Grisolle's sign (*gre-zol'*) [Augustin *Grisolle*, French physician, 1811–1869]. The early eruption of smallpox is distinguished from that of measles by the fact that the papules remain distinct to the touch even when the skin is tightly stretched.

gristle (*gris'-l*) [AS., *gristel*]. Cartilage.

Gritti's operation (*gre'-te*) [Rocco *Gritti*, Italian surgeon]. (*For amputation above the knee-joint*) The patella is preserved in a long anterior flap, and, having had a thin slice removed from its deep surface, is secured in apposition with the femur, the latter having been deprived of its articular surface by being sawn through the condyles.

groan (*grōn*). To utter a low, moaning sound, as when in pain. The sound so uttered.

Grocco's sign (*grok'-o*) [Pietro *Grocco*, Italian physician, 1856–1916]. A paravertebral triangle of dulness in pleural effusion on the side opposite to that of the effusion.

grocers' itch. A peculiar psoriasis or eczema of the hands due to irritation from flour, sugar, etc.

groin [Icel., *grein*, a branch or arm]. The depression between the abdomen and thigh.

grommet (*grom'-et*). A ring of rubber hose on which a round-bottom dish will stand without overturning; used in pharmacy.

groove (*groov*) [D., *groef*]. A furrow or channel. See also *furrow.* **g., alveolingual,** one between the tongue and the lower jaw. **g., bicipital,** the deep groove on the anterior surface of the humerus, separating the greater and lesser tuberosities and containing the long tendon of the biceps. **g., cavernous,** a broad groove on the superior surface of the sphenoid bone lodging the internal carotid artery and the cavernous sinus. **g., dorsal,** the medullary groove. **g., mastoid,** the digastric fossa. **g., medullary,** a long shallow furrow that appears along the dorsal line of the neural tube of the embryo. **g., musculospiral,** one on the external aspect of the humerus which lodges the musculospiral nerve and the superior profunda vessels. **g., neural,** the medullary groove. **g., obturator,**

the furrow at the superior and external border of the obturator foramen lodging the subpubic vessels and nerves when they emerge from the pelvic cavity. **g., peroneal**, one on the external aspect of the os calcis lodging the tendon of the peroneus longus. **g., pterygopalatal, g., pterygopalatine.** 1. One in the ventral aspect of the pterygoid process of the sphenoid. 2. A furrow on the vertical part of the palate bone. **g., radial.** See *g., musculospiral.* **g., scapular**, the scapular notch. **g., Schmorl's**, that resulting from emphysematous inflation of those portions of the lungs which lie between the ribs. **g., sigmoid.** See *g., cavernous.* **g., sternal**, one lying between the sternum and the pectoral muscles. **g., subcostal**, a deep furrow lying along the lower border and inner surface of a rib for lodgment of the intercostal vessels and nerves. **g. of Sylvius**, the fissure of Sylvius. **g., ventricular**, two furrows, one on the anterior, one on the posterior, surface of the heart; they indicate the interventricular septum. **g., Verga's lacrimal**, a groove extending downward from the lower orifice of the nasal duct.

gross (*grōs*) [Fr., *gros*, great]. Coarse; large. **g. anatomy.** See *anatomy, gross.* **g. appearance**, appearance of tissue as seen without a microscope. **g. lesion**, a lesion-perceptible to the eye.

Gross' disease. See *Physick's encysted rectum.*

Grossich's method (*gro'-sik*) [Antonio *Grossich*, Hungarian surgeon, 1849–]. The use of tincture of iodine as an antiseptic in surgical operations.

ground (*grownd*). The bottom; soil; earth. **g.-bundle**, the principal bundle of nerve-fibers in a group, as the *ground-bundle* of the ventral and lateral columns of the spinal cord. **g.-bundle, anterior, of Flechsig**, that portion of the anterior column outside of the direct pyramidal tracts and running throughout the entire length of the cord; it is made up of fibers having a short course. **g.-bundle, posterior, of Flechsig**, Burdach's column. **g.-itch.** See *itch-coolie.* **g. nut**, a peanut, the fruit of *Arachis hypogœa.*

group-reaction (*grūp-re-ak'-shun*). A reaction with an antibody which is characteristic of a whole group of bacteria.

Grove cell [Sir William Robert *Grove*, English physicist, 1811–1896]. A two-fluid battery cell, the fluids being dilute sulphuric and nitric acids, and the metal immersed in them respectively zinc and platinum.

growing-pains (*gro'-ing*). A term applied to pains in the limbs occurring during youth, and probably of rheumatic origin.

growth (*grōth*). 1. The augmentation of the body that takes place between infancy and adult age. Also, the increase of any part of the body by addition to the number of its cellular elements, without the production of structural abnormality or differentiation into unlike tissues. 2. Any tumor or adventitious structure.

grub. See *comedo.*

Gruber's fossa (*gru'-ber*) [1. Wenceslaus Leopold *Gruber*, Russian anatomist, 1814–1890; 2. Josef *Gruber*, Austrian otologist, 1827–1900; 3. Max *Gruber*, German bacteriologist, 1853–]. [1.]. A diverticulum at the inner end of the clavicle, in the suprasternal space. **G.'s reaction,** [3.]. The addition of some of the culture of *Spirillum choleræ asiaticæ* to the serum of an animal rendering it immune to cholera causes these organisms to become nonmotile and to agglutinate. The reaction does not occur with other species. **G.'s test for hearing,** [2.]. If the end of the finger is inserted into the ear after the sound of a vibrating tuning-fork held before the ear has completely ceased, and the tuning-fork is then firmly placed upon the finger, a weakened sound becomes again audible, and remains so for some time.

Gruber-Widal's reaction. See *Widal's reaction.*

Gruby's disease (*groo'-be*) [David *Gruby*, Hungarian physician, 1810–1898]. Alopecia areata.

gruel (*gru'-el*) [dim. of *grutum*, meal]. A decoction of corn-meal or oat-meal boiled in water to a thick paste.

Gruenbaum's test (*groon'bowm*) [Albert S. *Gruenbaum*, German physician]. In Addison's disease, arterial tension is not increased by the administration of suprarenal extract.

gruff (*gruf*). Any crude drug; also the coarse part of a drug that will not pass through a sieve; the term is used also adjectively, as gruff sulphur or saltpeter.

grume (*groom*) [*grumus*, a little heap]. A clot, as of blood; a thick and viscid fluid.

grumous (*gru'-mus*) [*grumus*, a little heap]. Clotted; consisting of lumps.

grutum (*gru'-tum*). See *milsum.*

Grynfeltt's triangle [J. G. *Grynfeltt*, French surgeon, –1913]. A triangular space bounded above by the twelfth rib and the lower border of the serratus posticus inferior, behind by the anterior border of the quadratus lumborum, and anteriorly by the posterior border of the internal oblique. Lumbar hernia may occur in this space.

gryochrome (*gri'-o-krom*) [γρῦ, a morsel; χρῶμα, color] A somatochrome nerve-cell the stainable portion of which consists of minute granules which tend to form threads or heaps.

gryposis (*gri-po'-sis*) [γρύπωσις, curvature]. Curvature; abnormal curvature of the nails. See *arthrogryposis* and *onychogryposis.*

gt. Abbreviation of *gutta*, drop.

gtt. Abbreviation of *guttæ*, drops.

guacamphol (*gwah-kam-fol'*). See *guaiacamphol.*

guacetin (*gwas'-et-in*). See *guaiacetin.*

guachamaca (*gwa-shaw-maw'-kah*). The bark of an apocynaceous tree. *G. toxifera*, or *Malouetia nitida*, furnishes a virulent arrow-poison, somewhat resembling curara; it has been employed in tetanus and hydrophobia.

guacin (*gwaw'-sin*) [*guaco*]. A bitter resin from guaco; it is diaphoretic, stimulant, and emetic.

guaco (*gwah'-ko*). The *Mikania guaco* and other species of *Mikania* and *Aristolochia*, used in South America for snake-bites; it has been employed in rheumatism, gout, and in various skin diseases. Dose of a *watery extract* 3 min. (0.19 Cc.).

guaconization (*gwah-kon-i-za'-shun*) Poisoning and paralysis of the sensory nerve-centers from ingestion of guaco, *Aristolochia cymbifera.*

guaethol (*gwa-eth'-ol*). Guaiacol ethyl, $C_6H_4OC_2H_5OH$. It resembles guaiacol in therapeutic action. Dose 2–4 gr. (0.1–0.25 Gm.). Application, 15% ointment. Syn., *Aiacol; Pyrocatechin-monoethyl ether; Thanatol.*

guaiac, guaiacum (*gwi'-ak, -um*). The resin (*guaiacum*, U. S. P.) of the wood (*guaiaci lignum*) of *G. officinale* and *G. sanctum.* It contains guaiacic acid, $C_{13}H_{16}O_6$, guaiac-yellow, guaiacene, C_5H_8O, guaiacol, and pyroguaiacin. It is alterative, expectorant, and diaphoretic.

It is used in syphilis, chronic rheumatism, and gout. **g., tincture of** (*tinctura guaiaci*, U. S. P.), a solution of the resin in alcohol. Dose ½–2 dr. (2–8 Cc.). **g., tincture of, ammoniated** (*tinctura guaiaci ammoniata*, U. S. P.), a solution of the resin in aromatic spirit of ammonia. This tincture is the preferred one for the administration of guaiac. Dose ½–2 dr. (2–8 Cc.).

guaiacamphol (*gwi-ah-kam'-fol*). The camphoric acid ester of guaiacol; employed in treatment of night-sweats of tuberculosis. Dose 3–8 gr. (0.2–0.5 Gm.).

guaiacene (*gwi'-as-ēn*), C_8H_8O. An oily crystallizable liquid boiling at 118° C., with odor of bitter almonds, obtained from guaiac resin by dry distillation.

guaiacetin (*gwi-as'-et-in*). Pyrocatechin-monoacetate, $C_6H_4.OH.OCH_3COOH$. It is used like guaiacol in tuberculosis. Dose 7½ gr. (0.5 Gm.) 3 times daily and reduced in 3 weeks to 7½ gr. (0.5 Gm.) daily.

guaiacocaine (*gwi-ah-ko-ka'-in*). An anesthetic mixture of cocaine and guaiacol used in dentistry.

guaiacol (*gwi'-ak-ol*) [S. A.], $C_7H_8O_2$. Methyl-pyrocatechin, a substance obtained from beechwood creosote and also, synthetically, from pyrocatechin and methylsulphuric acid. It is used as a substitute for creosote in tuberculosis in doses of 3–5 min. (0.19–0.32 Cc.); externally it has been employed as an antipyretic, 20–40 min. (1.25–2.5 Cc.) being painted on the skin. Syn., *methylcatechol*. **g.-benzylester,** $C_6H_4(OCH_3.OCH_2.)C_6H_5$, a local anesthetic. Syn., *brenzcasn*. **g. biniodide,** $C_7H_6I_2O_2$, is alterative and antituberculous. Dose 2 min. (0.12 Cc.) 3 times daily. **g. cacodylate,** a stable preparation recommended in tuberculosis. Dose ½–2 gr. (0.032–0.13 Gm.). Syn., *cacodylacol; cacodylsacol*. **g. carbonate** (*guaiacolis carbonas*, U. S P.), $(C_7H_7O)_2CO_3$, used in tuberculosis. Dose 3–8 gr. (0.2–0.52 Gm.) 3 times daily and gradually increased to 90 gr. (6 Gm.) daily. Syn., *duotal*. **g. cinnamate.** See *styracol*. **g. ethyl.** See *guaethol*. **g. ethylenate,** $CH_3O.C_6H_4O\text{-}C_2H_4O.C_6H_4OCH_3$, a guaiacol ethylene ester, used in tuberculosis. Dose 8–15 gr. (0.5–1.0 Gm.) twice daily. Syn., *ethylene guaiacol*. **g.-glycerylester.** See *guaiamar*. **g. oleate,** a reaction-product of oleic acid, guaiacol, and phosphorus trichloride; it is antiseptic and antituberculous. Dose 5–10 min. (0.3–0 6 Cc.) 3 times daily in capsules. Syn., *oleoguaiacol*. **g.-phosphal, g. phosphite,** $P(OC_6H_4OCH_3)_3$, used in tuberculosis Dose 15–30 gr. (1–2 Gm.) daily. **g. phosphate,** $(C_6H_4OCH_3)_3PO_4$, obtained from guaiacol dissolved in soda solution with addition of phosphorus oxychloride; used in fever of tuberculosis. Dose 4 gr. (0 25 Gm.) every 3 or 4 hours. **g. salicylate, g.-salol,** $C_{14}H_{12}O_4$, is an intestinal antiseptic and is employed in phthisis, dysentery, rheumatism, etc. Dose 15 gr. (1 Gm.) several times daily; maximum dose 150 gr. (10 Gm.) a day. **g. succinate,** $(C_6H_4OCH_3)_2C_4H_4O_4$, obtained from a mixture of guaiacol and succinic acid with phosphorus oxychloride. Dose 2 min. (0.12 Cc.) 3 times daily in tuberculosis. **g. valerate, g. valerianate,** an oily liquid used in pulmonary affections and for hypodermatic injection in tuberculous joints. Dose 3–9 gr. (0.2–0.6 Gm.) 3 times daily. Syn., *geosote*.

guaiacolate (*gwi-ak'-ol-āt*). A combination of guaiacol with a base.

guaiacophosphal (*gwi-ak-o-fos'-fal*). Guaiacol phosphate.

guaiacyl (*gwi'-as-il*), $C_7H_7O_2SO_3$. The calcium salt of a sulphocompound of guaiacol; used as a local anesthetic injected in quantities of 8–25 gr. (0.5–1.5 Gm.) of a 5% solution or 15 gr. (1 Gm.) of a 10% solution.

guaiaform (*gwi'-af-orm*). A mixture of guaiacol and formaldehyde, used as an antiseptic powder.

guaialin (*gwi'-al-in*). Methylene diguaicol benzoic ester; employed in tuberculosis.

guaiamar (*gwi'-am-ar*), $C_6H_4.OC_8H_7O_2\,OCH_3$, guaiacolyglycerylester; employed in tuberculosis and as an intestinal antiseptic. Dose 5–20 gr. (0.33–1.33 Gm.) before meals. It is also applied in arthritis.

guaiaperol (*gwi-ap'-er-ol*). See *piperidin guaiacolate*.

guaiaquin (*gwi'-ah-kwin*), $(C_6H_4O_2CH_2HSO_3)_2C_{22}H_{24}N_2O_2$, the guaiacol bisulphonate of quinine; it is used in malaria, typhoid fever, anemia, etc. Dose 5–10 gr. (0.33–0.65 Gm.) 3 times daily. Syn., *quinine guaiacol bisulphonate*.

guaiaquinol (*gwi-ah'-kwin-ol*). Quinine dibromoguaiacolate.

guaiasanol (*gwi-as'-an-ol*). See *diethyl-glycocoll-guaiacol hydrochloride*.

guaiasatol (*gwi-as'-at-ol*). Trade name of a guaiacol preparation.

guajodol (*gwahj'-o-dol*). Trade name of a preparation of guaiacol, said to be para-iodo-guaiacol; given hypodermically in tuberculosis, scrofula, and syphilis.

guanase (*gwan'-ās*). An enzyme found in the pancreas, thymus and adrenals; it converts guanin into xanthin.

guanidine (*gwan'-id-ēn*), CN_3H_5. Carbondiamidimide; a monacid base forming colorless crystals. See *uramin*.

guanine (*gwah'-nin*) [see *guano*], $C_5H_5N_5O$. A leukomaine found in the pancreas, liver, and in muscle-extract as a decomposition-product of nuclein. It also occurs in guano, and is nonpoisonous. See *Capranica*.

guano (*gwah'-no*) [Peruvian *huanu*, dung]. The excrement of sea-fowl found on certain islands in the Pacific Ocean. It contains guanin and alkaline urates and phosphates, and is used externally in certain skin diseases.

guarana (*gwah-rah'-nah*) [Braz.]. A dried paste prepared from the seeds of *Paullinia cupana*, found in Brazil. It contains an alkaloid, *guaranine*, $C_8H_{10}N_4O_2.H_2O$, nearly identical with caffeine. It is employed in nervous sick-headaches Dose 1-2 dr (4–8 Gm.), of *guaranine* 1–3 gr. (0.065–0.19 Gm.). **g., fluidextract of** (*fluidextractum guaranæ*, U. S. P.). Dose 5–30 min. (0.32–2.0 Cc.).

guaranine (*gwah-rah'-nēn*). An alkaloid, derived from guarana, nearly identical with caffeine. Dose, 1–2 gr. (0.06–0.12 Gm.).

guard (*gard*) [*garder*, to keep]. An appliance on a knife to prevent too deep incision. **g.-cell,** in biology, one of the two semilunar epidermal cells, inclosing the opening of a stoma in plants.

Guarnieri's vaccine-bodies (*gwar-ne-er'-e*) [Giuseppi *Guarnieri*, Italian physician, 1856–1918., See *cytoryctes*.

guathol (*gwath'-ol*). Trade name of a disinfectant containing pyrocatechin and ether.

guavacine (*gwah'-vas-ēn*), $C_6H_9NO_2$. An alkaloid forming colorless crystals soluble in water, obtained from areca-nut, *Areca catechu*. It is used as an anthelmintic. Also called *guvacin*.

guaza (*gū-as'-ah*). Same as *gunjah*.

gubernaculum (*gū-ber-nak'-ū-lum*) [L., "a rudder"]. A guiding structure. **g. dentis**, a bundle of fibrous tissue connecting the tooth-sac of a permanent tooth with the gum. **g., Hunter's, g. hunteri.** See *g. testis*. **g. testis**, the cord attached above to the lower end of the epididymis, below to the bottom of the scrotum, and governing the descent of the testes.

Gubler's hemiplegia (*goob'-ler*) [Adolphe Marie *Gubler*, French physician, 1821–1879]. Hemiplegia of the extremities with crossed paralysis of the cranial motor nerves, especially the facial. **G.'s line**, an imaginary line connecting the superficial points of origin of the trifacial nerves on the lower surface of the pons. A lesion of the pons below this line causes crossed paralysis. **G.'s tumor**, a distention of the synovial sheaths on the dorsum of the hand in palsies of the antibrachial type, and particularly in lead palsy.

(von) Gudden's inferior commissure (*good'-en*) [Bernhard Aloys von *Gudden*, German neurologist, 1824–1886]. Fibers of the optic tract which come from the internal geniculate body and cross in the posterior portion of the chiasma to the opposite tract. **v. G.'s ganglion**, the interpeduncular ganglion, a collection of nerve-cells just above the pons and in the median line. **v. G.'s hemispherical bundle**, one in the optic tract passing over to the most lateral portion of the base of the peduncle and thence to the cerebral hemisphere. **v. G.'s law**, the proximal end of a divided nerve undergoes cellulipetal degeneration. **v. G.'s tractus peduncularis transversus**, the cimbia, a fasciculus passing from the pregeminum and postgeniculum over the crus cerebri to the oculomotor sulcus.

Guéneau de Mussy's point (*ga-no de moos-e'*) [Noël François Odon *Guéneau de Mussy*, French physician, 1813–1885]. See under *Mussy*

Guenz's ligament (*guents*) [Justus Gottfried *Guenz*, German anatomist, 1714–1784]. The ligamentous fibers of the obturator membrane which form the upper and inner wall of the canal transmitting the obturator vessels and nerves.

Guenzburg's test for free hydrochloric acid in gastric juice (*guents'-boorg*) [Alfred *Guenzburg*, German physician]. Two drops of a solution consisting of phloroglucin, 2 Gm.; vanillin, 1 Gm.; alcohol, 30 Cc., mixed with 2 drops of filtered gastric juice, are carefully heated in a porcelain capsule. The presence of free HCl is indicated by the appearance of a bright-red color; if absent, the color will be brown or brownish-red.

Guérin's fold (*ga'-ran*) [Alphonse François Marie *Guérin*, French surgeon, 1816–1895]. Same as *G.'s valve*. **G.'s glands.** See *Skene's glands*. **G.'s sinus**, the lacuna magna, situated in the mesial line of the upper wall of the urethra, near the external meatus. **G.'s valve**, a fold of mucous membrane bounding Guérin's sinus.

guethol (*gwe'-thol*). An oily liquid allied to guaiacol; analgesic.

guha (*goo'-ah*). A form of bronchial asthma, found in the island of Guam, where it is said to be epidemic.

Guidi's canal. See *Vidian canal*.

guillotine (*gil-o-tēn*) [Fr.]. A surgical instrument for excision of the tonsils or growths in the larynx, etc.

Guinard's method (*ge-nar'*) [Aimé *Guinard*, French surgeon, 1856–1911]. Treatment of ulcerating and cancerous growths by application of calcium carbide.

Guinea-worm. *Filaria medinensis*, a nematode worm of the tropics, occasionally parasitic in human tissues. **G. disease**, a disease caused by the presence of *Filaria medinensis* in the subcutaneous cellular tissue of various parts of the body, particularly, the feet and legs.

Guinon's disease (*ge'-non(g)*) [Georges *Guinon*, French physician, 1859–]. Tic de Guinon. See *Tourette's (Gilles de la) disease*.

guipsine (*gip'-sēn*). A proprietary preparation of mistletoe (*viscus album*); used in arteriosclerosis.

guja (*goo'-hah*). A form of epidemic spasmodic bronchial asthma; it occurs in Guam and neighboring islands.

gujasanol (*gū-jas'-an-ol*). See *diethyl glycocoll-guaiacol hydrochloride*.

gula (*gū'-lah*) [L.: pl., *gulæ*]. The gullet; the neck and throat, or the pharynx and esophagus.

gulancha (*goo-lan'-kah*) [E. Ind.]. The plant, *Tinospora cordifolia*, of India. Its stems and roots are diuretic, tonic, and antiperiodic.

gular (*gū'-lar*) [*gula*, the gullet]. Pertaining to the throat, pharynx, or gula.

Gull's disease [Sir William Withey *Gull*, English physician, 1816–1890]. Myxedema. **G.'s renal epistaxis.** Essential renal hematuria or renal hemophilia.

gullet (*gul'-et*). See *esophagus*.

Gullstrand's law (*gul'-strand*). When the corneal reflex from either eye of a patient, who is made to turn the head while fixing some distant object, moves in the direction in which the head is turning, it moves toward the weaker muscle.

Gull-Sutton's disease [Sir William Withey *Gull*, English physician, 1816–1890]. Sir John *Bland-Sutton*, contemporary English surgeon, Arteriocapillary fibrosis; diffuse arteriosclerosis.

Gull-Toynbee's law. In otitis media the cerebellum and lateral sinus are likely to become involved by mastoid disease, while the cerebrum is threatened by caries of the roof of the tympanum.

gum [*gummi*, gum]. 1. A concrete vegetable juice exuded from many plants. When treated with nitric acid it yields mucic acid. Gums are either entirely soluble in water or swell up in it into a viscid mass. Various names are given to gums, usually indicating the place whence exported. 2. The gingiva **g., acacia**, gum from *Acacia senegal*. **g.-Arabic.** See *acacia*. **g. bassora**, a Persian gum said to be from plum and almond trees. **g., Benjamin-.** See *benzoin*. **g., blue.** Synonym of *Eucalyptus globulus*. **g.-boil**, an abscess of the jaw; parulis. **g., British**, dextrin. **g.-resin**, a concrete vegetable juice. **g., spongy**, interstitial infiltration and thickening of the gums with dilation of the capillaries, due to scurvy or analogous conditions. **g. tragacanth.** See *tragacanth*.

gumma (*gum'-ah*) [*gum: pl., gummata*]. The gummy tumor characterizing the tertiary stage of syphilis. It consists of granulation tissue, with giant-cells, and is the seat of a peculiar degeneration which causes the gummy appearance.

gummatous (*gum'-at-us*) [*gumma*]. Of the nature of or affected with gumma.

gummi (*gum'-mi*). Latin for *gum* (1).

gummide (*gum'-id*). Any compound which yields glucose on decomposition with acids or alkalies.

gummose (*gum'-ōs*). A sugar, $C_6H_{12}O_6$. Obtained from animal gum.

gummy (*gum'-e*). 1. Gummatous. 2. Gum-like.
gums (*gumz*). See *gingiva*.
guncotton (*gun'-kot-n*). See *pyroxylin*.
gunjah (*gun'-jah*). The official part of Indian hemp, consisting of the dried flowering-tops of the female plant, from which the rosin has not been removed. Syn., *ganjah*.
Gunning's test for acetone. Add to the liquid to be tested tincture of iodine or Lugol's solution, and then ammonia until a black precipitate is formed. This gradually disappears, leaving a sediment of iodoform.
Gunn's dots [Marcus *Gunn*, English surgeon]. Brilliant white dots seen, on oblique illumination, about the macula lutea.
gunstock deformity. One caused by fracture of either condyle of the humerus, in which the long axis of the fully extended forearm deviates outwardly from that of the arm.
gurgling [Dan., *gurgle*, gargle]. The sound caused by passing gas through a liquid It is heard on palpating the belly in enteric fever and other conditions of a bowel distended with gas and liquid **g. rale**, a sound in the chest when the bronchi or pulmonary cavities contain fluid.
gurgulio (*gur-gū'-le-o*) [L]. 1. The gullet. 2. The uvula.
gurjun balsam (*ger'-jun*). An oleoresin from several species of *Dipterocarpus*, trees of southern Asia. It is similar to copaiba, but more decided in therapeutic effects, and less unpleasant. Used as an expectorant, and in leprosy and gonorrhea. Dose 15–40 min. (1.0–2.6 Cc.). Syn., *balsamum dipterocarpi; wood-oil*.
guru (*goo'-roo*). Same as *kola*.
Gussenbauer's clamp (*goos'-en-bow-er*) [Carl *Gussenbauer*, German surgeon, 1842–1903]. A metal clamp fastened by means of nails to the fragments of an ununited fracture.
gustation (*gus-ta'-shun*) [*gustare*, to taste]. The sense of taste; the act of tasting
gustatory (*gus'-ta-to-re*) [*gustare*, to taste]. Pertaining to the sense of taste and its organs. **g. bud**, a taste-bud. **g. cell**, a spindle-cell from the interior of a taste-bud. **g. nerve.** See *nerve*.
gut [ME]. The intestine. See also *catgut*. **g., blind**, the cecum.
Guthrie's muscle (*guth'-re*) [George James *Guthrie*, English surgeon, 1785–1856]. The deep transversus perinæi muscle; *origin*, ramus of pubes; *insertion*, fellow muscle; *innervation*, perineal; it compresses the membranous urethra.
gutta (*gut'-ah*) [L.]. A drop. **g. rosacea**, acne rosacea. **g. serena**, amaurosis
guttadiaphot (*gut-ah-di'-af-ot*) [*gutta, drop; διά*, through; *φῶς*, light] Placing drops of a tuberculous patient's blood on specially prepared strips of blotting paper, divided into red, green, and blue squares, then examining the stains by transmitted light some hours later. Used for ascertaining anemic conditions.
guttapercha (*gut-ah-per'-cha*) [Malayan *gutta*, gum; *pertja*, the tree furnishing the gum]. The concrete juice of *Dichopsis gutta* and other species of the natural order *Sapotaceæ*. It is used to make splints, as a dressing for wounds, and as a vehicle for caustic substances.
guttate (*gut' āt*) [*gutta*, a drop]. In biology, spotted as if by drops of something colored.
guttatim (*gut-a'-tim*) [L.]. Drop by drop.
guttiform (*gut'-e-form*) [*gutta; forma*, form]. Drop-shaped.
Guttmann's sign (*goot-mahn*) [Paul *Guttmann*, German physician, 1834–1893]. A thrill heard over the thyroid in exophthalmic goiter.
guttur (*gut'-er*) [L]. The throat.
guttural (*gut'-er-al*) [*guttur*]. Pertaining to the throat.
gutturotetany (*gut-er-o-tet'-an-e*) [*guttur; tetanus*]. A form of stuttering in which the pronunciation of such sounds as *g, k, q*, is difficult.
Gutzeit's test for arsenic (*goot'-sīt*). Place a piece of zinc in a test tube with 5 Cc. of diluted sulphuric acid; to this is added 1 Cc. of the suspected liquid; a piece of filter paper moistened with an acid solution of silver nitrate becomes bright yellow in the vapor from the above if arsenic is present.
guvacine (*guv-a'-sin*). See *guavacine*.
Guy's pill (*gī*) [William Augustus *Guy*, English physician, 1819–1900]. A pill composed of 1 gr. each of powdered digitalis leaves, powdered squill, and mercury pill.
Guye's sign. Aprosexia occurring in childhood with adenoid vegetations of the nasopharynx.
Guyon's amputation (*ge-yōns'*) [Félix J. C. *Guyon*, French surgeon, 1831–1920] Amputation above the malleoli. **G.'s isthmus.** Narrowing and prolongation of the internal os uteri, which thus forms a small canal; non pathologic. **G.'s sign**, ballottement in cases of renal tumor.
Gwathmey's anesthesia. Liquid ether and olive oil solution; given per rectum.
gymnasium (*jim-na'-ze-um*) [*γυμνός*, naked]. A place fitted with appliances for the systematic exercise of the muscles and other organs of the body Also, in Germany, a high-school.
gymnastic (*jim-nas'-tik*) [*γυμνός*, naked]. Pertaining to bodily exercise, or to the science of preserving health by bodily exercise.
gymnastics (*jim-nas'-tiks*) [*γυμνός*, naked]. Physical exercise, especially systematic exercise, for the purpose of restoring or maintaining the bodily health. **g., antagonistic, g., resistance-**, physical exercise engaged in by two persons, the one resisting the other, as that adopted in the Schott treatment for cardiac affections. **g., ocular**, regular muscular exercise of the eye by the use of prisms or other means to overcome muscular insufficiency. **g., Swedish**, a system of exercises to restore strength to paretic muscles, consisting in movements made by the patient against the resistance of an attendant.
gymnobacteria (*jim-no-bak-te'-re-ah*) [*γυμνός*, naked; *bacteria*]. Nonflagellate bacteria.
gymnocarpous (*jim-no-kar'-pus*) [*γυμνός*, naked; *καρπός*, fruit]. In biology, having the fruit naked; applied to lichens and fungi in which the apothecia and hymenia are naked or exposed.
gymnocyte (*jim'-no-sīt*) [*γυμνός*, naked; *κύτος*, a cell] In biology, a naked, unicellular organism.
gymnoplast (*jim'-no-plast*) [*γυμνός*, naked; *πλάσσειν*, to form]. A protoplasmic body without a limiting membrane.
gymnophobia (*jim-no-fo'-be-ah*) [*γύμνος*, naked; *φόβος*, fear]. A morbid dislike to the sight of a naked person, or a naked part of the body.
gymnospore (*jim'-ro-spōr*) [*γυμνός*, naked; *σπόρος*, a seed] In biology, a naked spore.
gynæ- (*jin'-e*). For words beginning thus see *gyne-*.
gynander (*jin-an'-der*) [*γυνή*, woman; *ἀνήρ*, man]. A man of effeminate or woman-like qualities.
gynandria (*jin-an'-dre-ah*) [*γυνή*, woman; *ἀνήρ*, man]. The same as *hermaphroditism*.
gynandrism, (*jin-an'-drism*) [*γυνή*, woman; *ἀνήρ*, man; *μορφή*, form]. Hermaphroditism.
gynandroid (*jin-an'-droyd*) [*γύνη*, woman; *ἀνήρ*, man; *εἶδος*, resemblance]. A woman, with

indefinite sexual characteristics, who is mistaken for a man.

gynandromorphism (*jin-an-dro-morf'-izm*) [γυνή, female; ἀνήρ, male; μορφή, form]. A combination of both male and female characters.

gynandrous (*jin-an'-drus*). In biology, having the stamens and pistils more or less intimately united.

gynanthropus (*jin-an'-thro-pus*) [γυνή, a woman; ἄνθρωπος, a man]. A hermaphrodite with predominant male characteristics.

gynatresia (*jin-at-re'-ze-ah*) [γυνή, woman; ἄτρησία, atresia]. Imperforation of the vagina.

gynecatoptron (*jin-ek-at-op'-tron*) [γυνή, woman; κάτοπτρον mirror]. A vaginal speculum.

gynecic (*jin-e'-sik*) [γυνή, woman]. Relating to women.

gynecologic, gynecological (*jin-e-ko-loj-ik, jin-e-ko-loj'-ik-al*) [γυνή, a woman; λόγος, science]. Relating to gynecology.

gynecologist (*jin-e-kol'-o-jist*) [γυνή, a woman; λόγος, science]. One who practises gynecology.

gynecology (*jin-e-kol'-o-je*) [γυνή, woman; λόγος, science]. The science of the diseases of women, especially of those affecting the sexual organs.

Gynecophorus hematobius. Same as *Bilharzia hematobia*

gynecomania (*jin-e-ko-ma'-ne-ah*) [γυνή, woman; μανία, madness]. Satyriasis.

gynecomastia (*jin-e-ko-mas'-te-ah*) [γυνή, woman; μαστός, breast]. 1. The excessive development of the breast of a man, either with or without atrophy of the testicles. 2. The secretion of milk by the male.

gynecomasty (*jin'-e-ko-mas-te*). See *gynecomastia*.

gynecomazia (*jin-e-ko-ma'-ze-ah*) [γυνή, woman; μαζός, breast]. Same as *gynecomastia*.

gynecopathy (*jin-e-kop'-ath-e*) [γυνή, woman; πάθος, disease]. Any disease of, or peculiar to, women; the study of diseases of women.

gynecophonus, gynæcophonus (*jin-e-kof'-on-us*) [γυνή, a woman; φόνος, murder]. 1. Destructive to women. 2. [γυνή, woman; φωνή, the voice]. Having a voice like a woman. 3. A man with an effeminate voice.

gynephobia (*jin-e-fo'-be-ah*) [γυνή, woman; φόβος, fear]. Morbid aversion to the society of women

gynesic (*jin-e'-sik*) [γύνη, woman]. Pertaining to the diseases peculiar to women.

gyniatrics (*jin-e-a'-triks*) [γυνή, woman; ἰατρεία, therapy]. Gynecology, or gynecologic therapeutics.

gynocardia (*jin-o-kar'-de-ah*). See *chaulmoogra*.

gynocyanauridzarin (*jin-o-si-an-aw-rid'-za-rin*), $(C_9H_{11}O_7)_3KCNOAu_2$, used in leprosy, tertiary syphilis, tuberculosis, psoriasis, etc. Dose $\frac{1}{200}$–$\frac{1}{75}$ gr. (0.03–0.2 mg.) 3 times daily.

gynophore (*jin'-o-fōr*) [γυνή, female; φερεῖν, to bear]. In biology: (*a*) The stalk of a pistil raising it above the receptacle; (*b*) The branch of a hydroid gonoblastidium that bears only generative buds containing ova.

gynoplastic (*jin-o-plas'-tik*) [γυνή, woman; πλασσεῖν, to mould]. Pertaining to a plastic operation on the female genitals.

gynoval (*ji'-no-val*). Trade name of the isoborneol ester of isovalerianic acid.

gypsum (*jip'-sum*) [γύψος, chalk], $CuSO_4 + 2H_2O$. Native calcium sulphate. Deprived of its water of crystallization it constitutes plaster-of-Paris.

gyral (*ji'-ral*) [*gyrare*, to turn or whirl]. Pertaining to a gyrus or to gyri.

gyration (*ji-ra'-shun*) [*gyrare*, to turn or whirl]. A turning in a circle; also, giddiness.

gyre (*jīr*) [*gyrus*, a circle]. A cerebral convolution. And see *gyrus*.

gyrencephalic (*ji-ren-sef-al'-ik*). Pertaining to a brain having numerous convolutions.

gyrencephalus (*ji-ren-sef'-al-us*). Having a brain with numerous convolutions.

gyri (*ji'-ri*) [pl. of *gyrus*]. 1. The convolutions of the brain. 2. The spiral cavities of the internal ear.

gyroma (*ji-ro'-mah*) [γῦρος, a circle]. Myoma of the ovary in which the fibrous tissue presents a wavy appearance; it is ascribed to degenerative changes in the fibrous tissue surrounding old contracting corpora lutea.

gyromele (*ji'-rom-ēl*) [γῦρος, a circle, μέλε, a kind of cup]. Of Türck, a stomach-tube or probe with a rotating center, which can be fitted with various attachments and used in estimating the size of the stomach, cleansing, massage of the walls, securing cultures, etc.

gyrometer (*ji-rom'-et-er*) [*gyrus*; μέτρον, a measure]. An instrument for indirectly measuring the gyri of the brain

gyrosa (*ji-ro'-sah*) [γῦρος, a circle]. A variety of gastric vertigo in which, when the patient is standing, everything turns around him, and he must close his eyes to avoid falling.

gyrospasm (*ji'-ro-spazm*) [γῦρος, circle; σπασμός, spasm]. A peculiar rotary spasm of the head, and sometimes a nodding spasm.

gyrus (*ji'-rus*) [γῦρος, a circle; pl., *gyri*]. A convolution of the brain. See *convolution*. **g. ambiens,** or **circumambiens,** small convolution in the uncus at the end of the lateral olfactory stria. **g. Andreæ Retzii,** any one of a number of ill-defined gyres between the dentate and the hippocampal gyres, in front of the splenium. **g., angular,** the posterior part of that one between the intraparietal fissure in front and above and the horizontal limb of the Sylvian fissure. **g., annectant,** four small convolutions connecting the occipital with the temporosphenoid and parietal lobes. **g., ascending frontal,** that in front of Rolando's fissure. **g., ascending parietal,** that just behind Rolando's fissure. **g., callosal,** the convolution immediately above the callosum. **g., dentate,** in man, a rudimentary one in the hippocampal fissure. **g. epicallosus** or **supracallosus,** the indusium, *q. v.* **g. fasciolaris,** the fasciola, *q. v.* **g. fornicatus,** a long convolution on the median surface of the brain above the corpus callosum. **g., frontal,** the convolutions of the frontal lobe. **g., hippocampal,** that part of the fornicate convolution that winds around the splenium of the corpus callosum. **g., insular,** the small gyri composing the island of Reil **g. intralimbicus,** that part of the uncus caudad of the dentate gyrus. **g. longus insulæ,** the postinsula, a long gyre in the island of Reil. **g., marginal,** the median surface of the first frontal convolution. **g., medifrontal,** the convolution between the superfrontal and subfrontal fissures. **g., meditemporal,** the convolution between the supertemporal and the meditemporal fissures. **g., mesorbital,** the convolution between the intercerebral and olfactory fissures. **g., occipital,** the convolutions making up the occipital lobe. **g., olfactory.** See *striæ, olfactory*. **g., paracentral,** one on the mesial surface of the brain representing the junction of the upper ends of the ascending frontal and ascending

parietal convolutions. **g., parietal,** those of the parietal lobe. **g., postcentral.** Same as *g., ascending parietal.* **g., postparietal,** the convolution between the posterior limb of the meditemporal fissure and the paroccipital fissure. **g., precentral.** Same as *g., ascending frontal.* **g., preinsular,** any one of four or five small gyres in the insula or island of Reil. **g. semilunaris,** a small convolution in the uncus at the end of the lateral olfactory stria. **g., subcalcarine,** a convolution between the calcarine and the collateral fissures. **g., subcollateral,** a convolution between the collateral and the subtemporal fissures. **g., subfrontal,** the convolution between the subfrontal and the Sylvian fissures. **g., subtemporal,** the convolution between the meditemporal and the subtemporal fissures. **g., superfrontal,** the convolution between the callosomarginal and the superfrontal fissures. **g., supertemporal,** the convolution between the Sylvian and the supertemporal fissures. **g., supramarginal,** the anterior part of one between the intraparietal fissure in front and above and the horizontal limb of the Sylvian fissure. **g., temporal,** those of the temporal lobe. **g., transtemporal,** any one of a number of small gyres on the opercular surface of the temporal lobe. **g., uncinate,** the hook-like termination of the fornicate convolution.

H.+ Abbreviation for hydrogen ion.

H. 1. Chemical symbol of *hydrogen*. 2. Abbreviation of *hyperopia*; of *hora*, hour; of *haustus*, a draught, and of *Holzknecht unit*.

Haab's pupil-reflex (*hahp*) [O. *Haab*, Swiss ophthalmologist, 1850–]. If a bright object already present in the visual field is looked at, the pupils contract, while there is no appreciable change during convergence or accommodation. This points to a cortical lesion. **H.'s sign.** See *H.'s pupil-reflex*.

habena (*hab-e'-nah*) [L., "a rein"]. 1. A frenum. 2. Habenula (2). 3. A bandage or strip of plaster for a wound.

habenal, or **habenar** (*hab-e'-nal*, or *hab-e'-nar*) [*habena*, a rein]. Relating to the habena.

habenula (*hab-en'-u-lah*) [*habena*, a rein]. 1. A frenum. 2. A ribbon-like structure; a name applied to different portions of the basilar membrane of the internal ear. 3. A peduncle of the pineal gland. **h. arcuata**, the inner zone of the basilar membrane of the cochlea. **h. conarii**, the peduncle of the pineal gland. **h., tecta.** Same as *h. arcuata*. **habenulæ, ganglion**, a small club-shaped body on the mesial surface of the optic thalamus, in which the corresponding peduncle of the pineal gland terminates.

habenular (*hab-en'-u-lar*) [*habena*, a rein]. Pertaining to an habenula.

habit (*hab'-it*) [*habere*, to have]. 1. The general condition or appearance of an individual, as a *full habit*, a condition of plethora indicated by congestion of the superficial vessels and obesity. 2. The tendency to repeat an action or condition. **h.-spasm, h.-chorea**, a spasmodic, constantly recurring movement of certain voluntary muscles, usually seen in children.

habitat (*hab'-it-at*) [*habitare*, to dwell]. The natural home of an animal or vegetable species.

habitus (*hab'-it-us*) [*habere*, to have]. Habit; general appearance or expression. **h. apoplecticus**, tendency to apoplexy. **h. enteroptoticus**, the condition characteristic of enteroptosis; the abdomen is long and narrow, and the costal angle is less than 90°.

habromania (*hab-ro-ma'-ne-ah*) [ἁβρος, graceful; μανια, madness]. Insanity with pleasant or agreeable delusions.

hachement (*hahsh-mon(g)*) [Fr.; "hacking" or "chopping"]. A form of massage consisting of a succession of strokes with the edge of the extended fingers or with the whole hand.

Hackenbruck's experience (*hah'-ken-brook*) [Peter Theodor *Hackenbruch*, German surgeon, 1865–]. When cocaine or one of its congeners is injected, the area of anesthesia is rhombic in shape.

hacking (*hak'-ing*). See *hachement*.

hadernkrankheit (*hah'-dern-kronk-hīt*) [Ger.]. A disease of rag-pickers, by some supposed to be anthrax; others look upon it as malignant edema.

hæ-. For words beginning thus, not found hereon, see *he-*.

Hæckel's law [Ernst Heinrich *Hæckel*, German naturalist, 1834–1919]. The principle that every organism, in its ontogeny, goes through a series of stages, each of which represents a stage in the evolution of that class of organisms to which it belongs; heredity influencing or securing its palingeny, and the environment causing its kenogeny; in other words, "that the ontogeny is a short repetition of the phylogeny."

hæm (*hem*). Name suggested for the base of which hæmin (or hemin) is the hydrochloride.

hæma- (*hem-ah-*). See *hema-*.

hæmal (*hem'-al*). See *hemal*.

hæmamœba (*hem-am-e'-bah*). See *hemameba*.

hæmato- (*hem'-at-o-*). See *hemato-*.

hæmatoxylin (*hem-at-oks'-il-in*). See *hematoxylon*. **H. campechianum**, American tropical tree, logwood; the wood is astringent.

hæmin (*hem'-in*). See *hemin*.

hæmo- (*hem'-o*). See *hemo-*.

Hæmogregarinæ (*hem-o-greg-ar-i'-ne*). See *Hæmosporidia*.

hæmorrhage (*hem'-or-ăj*). See *hemorrhage*.

Hæmosporidia (*hem-o-spor-id'-e-ah*) αιμα, blood; *sporidia*]. An order of sporozoa which live for a part of their life cycle, within the red blood cells of their hosts.

hæmostasin (*he-mos'-tas-in*). Trade name of a substance, either epinephrin or like epinephrin.

Haen's pills (*hah'-en*) [Anton de *Haën*, Dutch physician, 1704–1776]. Pills containing aloes, resin of scammony and of jalap, powdered ginger and soap.

Haeser's coefficient (*ha'-zer*) [Heinrich *Haeser*, German physician, 1811–1884]. Multiply the last two figures of the specific gravity of the urine by 2.33 to obtain the amount of solids in 1000 Cc. of urine.

Haff's disease (*harf*) [*Koenigsberg* Haff]. A condition affecting fishermen; pain in the limbs and hematuria are the chief manifestations.

Haffkine's method of immunization against cholera (*haf'-kin*) [Waldemar Mordecai Wolff *Haffkine*, Russian bacteriologist, 1860–1930]. This consists in the injection of a definite quantity of sterilized culture; 5 days later a small dose, and in 5 days more a larger dose, of the living virulent culture. **H.'s prophylactic fluid**, a preparation of plague bacilli used by inoculation as a preventive of the plague. It is not a serum or a lymph, but a fluid culture of pest-bacilli, grown for several weeks under conditions most favorable to the development of the toxic properties; it is finally deprived of its infective quality by being heated to a temperature that is fatal to the living bacteria, but which does not alter the specific toxin.

haffkinin (*haf'-kin-in*). Haffkine's plague serum. See *Haffkine's prophylactic fluid*.

haffkinize (*haf'-kin-īz*). To immunize against cholera or plague, by the Haffkine method.

hafnium (*haf'-ne-um*) [L. *Hafnia*, Copenhagen]. A chemical element, symbol Ha.; atomic weight approximately 178.6.

hafussi baths (*hah-foo'-se*) [German, *hand*, hand; *fuss*, foot]. A form of Nauheim baths (see *Schott's method* (2)); but only the hands and feet of the patient are immersed.

Hagedorn needle (*hag'-ed-orn*) [Werner *Hagedorn*, German surgeon, 1831–1894]. A curved surgical needle with flat sides.

hagiotherapy (*ha-je-o-ther'-ap-e*) [ἁγιος, sacred; θεραπεία, treatment]. Treatment of disease by means of shrines, relics, the intervention of saints, and other similar observances.

Hagner's operation (*hag'-ner*) [Francis R. *Hagner*, American surgeon, 1873–]. See under *operations*.

Hahnemannism (*hahn'-e-man-izm*) [Samuel Christian Frederic *Hahnemann*, German physician, the founder of the doctrine of homeopathy, 1755–1843]. See *homeopathy*.

Haidinger's brushes (*hi'-ding-er*) [Wilhelm von *Haidinger*, Austrian mineralogist, 1795–1871]. A brush-like image seen on directing the eye toward a source of polarized light, due to the doubly refractive character of the elements of the macula.

haillonnisme (*i-yong-ēzm'*) [Fr. *haillon*, rags]. A morbid impulse to destroy clothing, occurring in some mental diseases.

Haines's coefficient (*hānz*) [Walter Stanley *Haines*, American chemist and toxicologist, 1850–]. The number 1.1 which when multiplied by last two figures of specific gravity of urine will give amount of solids in grains for each fluidounce. **H.'s solution for glucose in urine.** Copper sulphate 3, potassium hydroxide 9, glycerin 100, water 600. Use as Fehling's solution; a red precipitate will be formed.

hair [AS., *hær*]. A delicate filament growing from the skin of mammals; collectively, all the filaments forming the covering of the skin. Hair is a modified epidermal structure, and consists of a *shaft* and a *root*, the latter expanded at its end into the *hair-bulb*, which is concave and caps the *hair-papilla*. **h.-bulb**, the expanded portion at the lower end of a hair-root. **h.-cell**, an epithelial cell with delicate, hair-like processes, as *e. g.*, the *hair-cells* of the organ of Corti. **h.-follicle**, the depression in the corium and subcutaneous connective tissue containing the root of the hair. **h.-matrix**, the internal root of the hair follicle. **h.-papilla**, a portion of the corium projecting upward into the center of a hair-bulb. **h.-salt**, native magnesium sulphate.

hairy heart. A heart covered with a rough mass of exudate. **h. tongue**, a tongue covered with hair-like papillæ.

halakones (*hal'-ak-ōnz*). Small cones of stiffened gauze, loosely filled with absorbent material which may be medicated: they are designed to fit the nostril so that all air inhaled must pass through the medicated medium.

halazone (*hal'-az-ōn*). A new disinfectant; chemically it is parasulphone dichloramidobenzoic acid.

hale (*hāl*). Sound; healthy; robust.

halide, halid (*hal'-id*). Same as *haloid*.

halimeter (*hal-im'-et-er*) [ἁλς, salt; μέτρον, a measure]. Instrument for estimating proportions of water in milk by means of its power to dissolve common salt.

halimetry (*hal-im'-et-re*). The process of determining the quantity of salts in a mixture.

halisteresis (*hal-is-ter-ē-sis*) [ἁλς, salt; στέρησις, privation]. The loss of lime-salts of bone.

halisteretic (*hal-is-ter-et'-ik*). Pertaining to, or affected with halisteresis.

halitosis (*hal-it-o'-sis*). Foul breath.

halituous (*hal-it-ū-us*). Moist, as if from having been breathed upon; applied to the skin.

halitus (*hal'-it-us*) [L.]. A vapor, as that expired from the lung.

Hall's (Marshall) disease (*hawl*). English physician, 1790–1857]. Hydrocephaloid occurring in infants suffering from severe chronic intestinal catarrh. **H.'s facies**, the prominent forehead and small features peculiar to hydrocephalus. **H.'s method of artificial respiration.** The body is turned alternately upon the side or face to compress the chest, and then upon the back to allow the lungs to expand.

Halle's point (*al-āz'*) [Adrien Joseph Marie Nöel *Halle*, French physician, 1859–]. A point on the surface of the abdomen representing the point where the ureter crosses the brim of the pelvis.

Haller's ansa (*hal'-ler*) [Albrecht von *Haller*, Swiss anatomist, 1708–1777]. A loop formed in front of the internal jugular vein by a small nerve branching off from the facial just below the stylomastoid foramen, and joining the glossopharyngeal a little below Andersch's ganglion. It is not constant. **H.'s circle.** (1) The plexus of vessels formed by the short ciliary arteries upon the sclerotic, at the entrance of the optic nerve. (2) The circulus venosus mammæ, situated beneath the areola of the nipple. **H.'s colic omentum**, a process of the upper right border of the greater omentum which may become adherent to the testis during fetal life and be included in the sac of an inguinal hernia. **H.'s cones**, the coni vasculosi of the epididymis, small conic masses made up of the convolutions of the efferent tubules of the testicle. They form part of the globus major, and their tubules opening into a common duct form the origin of the vas deferens. **H.'s congenital hernia.** See *Malgaigne's hernia*. **H.'s fretum.** See *H.'s isthmus*. **H.'s habenula**, the slender cord formed by the obliteration of the canal which during early life connects the cavity of the peritoneum with that of the tunica vaginalis. **H.'s isthmus**, the constriction which separated the ventricle from the aortic bulb during early fetal life. Syn., *fretum Halleri*. **H.'s network**, the rete vasculosum of the testis. **H.'s plexus**, the network formed by branches of the external laryngeal and sympathetic nerves on the outer surface of the inferior constrictor pharyngis. Syn., *Haller's laryngeal plexus*. **H.'s splendid line**, the longitudinal fibrous band of the pia corresponding to the site of the anterior median fissure of the spinal cord. Syn., *linea splendens*. **H.'s tripod**, the celiac axis. Syn., *tripus Halleri*. **H.'s tunica vasculosa**, the lamina vasculosa of the choroid. **H.'s vas aberrans**, a small, convoluted duct connected with the tail of the epididymis or the beginning of the vas deferens. **H.'s venous circle**, an incomplete circle of superficial veins frequently seen through the integument of the mammæ, especially during lactation

hallex (*hal'-eks*) [L.: pl., *hallices*]. See *hallux*.

Hallion's law (*al-yon'*) [L. *Hallion*, French physician]. "Organic extracts exert on the same organ an exciting influence which lasts for

longer or shorter time; when this organ is insufficient, it is conceivable that this influence augments its action and, when it is injured, that it favors its restoration."

Hallopeau's disease (*al-o-p-o'*) [Henri *Hallopeau*, French dermatologist, 1842–1919]. Chronic pustular dermatitis, a form of Neumann's disease.

hallucal (*hal'-ū-kal*) [*hallux*]. Pertaining to the hallux, or great toe.

hallucination (*hal-lū-sin-a'-shun*) [*alucinari*, to wander in mind]. A false sense-perception; it is the perception of an object or phenomenon which has no external existence, as *hallucination* of sight, sound, smell, taste, or touch. **h., lilliputian**, a hallucination of brief duration in which the patient sees diminutive human figures about eight inches in height, generally arranged in groups, and exhibiting great vivacity.

hallucinosis (*hal-lū-sin-o'-sis*). The condition of being possessed by more or less persistent hallucinations.

hallux (*hal'-uks*) [L.: pl., *halluces*]. The great toe. **h. dolorosus.** See *h. flexus*. **h. flexus**, a condition allied to and perhaps identical with hammer-toe, in which there is flexion of the first phalanx of the great toe. The second phalanx is usually extended upon the first, and there is more or less rigidity of the metatrasophalangeal joint. **h. rigidus.** See *h. flexus*. **h. valgus**, displacement of the great toe toward the other toes. **h. varus**, displacement of the great toe away from the other toes.

halo (*ha'-lo*) [ἅλως, a round threshing-floor]. The areola of the nipple. **h. glaucomatosus**, in glaucoma, a white ring surrounding the optic disc. **h.-symptom**, the colored circles seen around lights in glaucoma.

halobios (*hal-o-bi'-os*) [ἅλς, the sea; βίος, life]. The totality of the marine flora and fauna in opposition to *limnobios*, the organic world of fresh water, and *geobios*, the totality of the terrestrial plant and animal world.

halogen (*hal'-o-jen*) [ἅλς, salt; γεννᾶν, to produce]. A univalent element that forms a compound of a saline nature by its direct union with a metal. The halogens are chlorine, iodine, bromine, and fluorine. **h. acid**, an acid formed by the combination of a halogen with hydrogen.

halogenic (*hal-o-jen'-ik*) [ἅλς, salt; γεννᾶν, to produce]. Salt-producing; producing haloids.

haloid (*hal'-oid*) [ἅλς, salt; εἶδος, likeness]. Resembling sea-salt. **h. salts**, any one of those compounds that consist of a metal directly united to chlorine, bromine, iodine, or fluorine.

halology (*hal-ol'-o-je*) [ἅλς, salt; λόγος, science]. The chemistry of salts.

halometer (*ha-lom'-et-er*) [*halo*; μέτρον, measure]. An instrument for measuring the halo in the eye.

haloscope (*hal'-o-skōp*) [ἅλς, salt; σκοπεῖν, to examine]. An apparatus for determining the amount of salt in a solution.

Halpin's diet (*hal'-pin*). A salt-free diet, used in nephritis; the patient has milk 1500 to 2000 Cc., white salt-free bread 409 to 500 Gm., salt-free butter 40 Gm. and 4 to 6 eggs a day.

Halsted's operation (*hol'-sted*) [William Stewart *Halsted*, American surgeon, 1852–1922]. *For the radical cure of inguinal hernia:* similar to Bassini's operation, but Halsted makes a new internal ring in addition to transplanting the cord in a new canal.

Halstern's disease. Endemic syphilis.

Halteridium (*hal-tur-id'-e-um*) [ἁλτῆρες, weights held in the hand when leaping]. A genus of parasitic coccidia which infest the blood corpuscles of birds.

ham [AS., *hamm*]. 1. The back part of the knee; the popliteal space. 2. The buttock, hip, and thigh.

hamamelidin (*ham-am-e'-lid-in*). Same as hamamelin, *q. v.*

hamamelin (*ham-am-e'-lin*). A precipitate from a tincture of the bark of witch-hazel, *Hamamelis virginiana;* it is astringent, tonic, and sedative. Dose gr. j–iij.

hamamelis (*ham-a-me'-lis*) [ἅμα, together with; μῆλον, apple]. Witch-hazel. **h. bark** (*hamamelidis cortex*, U. S. P.), the bark and twigs of *Hamamelis virginiana*, used in the preparation of hamamelis water. **h. leaves** (*hamamelidis folia*, U. S. P.), the leaves of *Hamamelis virginiana*, used in preparing the fluidextract. **h. leaves, fluidextract of** (*fluidextractum hamamelidis foliorum*, U. S. P.), frequently employed as an astringent gargle in subacute sore throat; internally as a hemostatic, and in suppository or ointment in the treatment of bleeding piles. Dose 5–40 min. (0.3–2.6 Cc.). **h. water** (*aqua hamamelidis*, U. S. P), an aqueous extract of hamamelis bark; under the name of extract of witch-hazel it is a popular household remedy. Dose ½–1 dr. (2–4 Cc.).

hamarthritis (*ham-ar-thri'-tis*) [ἅμα, together; ἄρθρον, a joint; ῖτις, inflammation]. Gout involving all of the joints.

hamartia (*ham-ar'-she-ah*) [ἁμαρτίον, bodily defect]. An error of development due to defects in tissue-combination.

hamartoma (*ham-ar-to'-mah*) [ἁμαρτίον, bodily defect; ὄμα, tumor]. 1. A tumor due to a failure of development. 2. A tumor due to a new growth of blood-vessels.

hamatum (*ham-a'-tum*) [L. "hooked"]. The unciform bone.

Hamberger's scheme (*ham'-ber-ger*) [Georg Erhard *Hamberger*, German physician, 1697–1755]. The external intercostal muscles are inspiratory muscles, and the internal intercostal muscles are expiratory muscles.

Hamburger's depot reaction (*ham'-boor-ger*). $\frac{1}{10}$ c.cm. of a 1:10,000 dilution of tuberculin is injected just beneath the skin of the forearm or back. If the reaction is positive a subcutaneous infiltration appears within twenty-four hours, and there is a reddening at the site where the point of the needle rested.

Hamilton Irving apparatus. An appliance to prevent a patient (after a suprapubic operation) from being wetted by the urine soaking into the dressings.

Hamilton's method (*ham'-il-tun*) [David James *Hamilton*, Scotch pathologist, 1849–1909]. Sponge-grafting; see under *graft*.

Hamilton's pill (*ham'-il-tun*). A pill containing compound extract of colocynth, and extract of hyoscyamus.

Hamilton's test (*ham'-il-tun*) [Frank Hastings *Hamilton*, American surgeon, 1813–1875]. In dislocation of the shoulder-joint a ruler applied to the dislocated humerus may be made to touch the acromion and external condyle at the same time.

Hammarsten's test for globulin (*ham'ars-ten*) [Olof *Hammarsten*, Swedish physiologist, 1841–]. To the neutral solution add powdered magnesium sulphate until no more of the salt

dissolves. Separate the globulin thus precipitated by filtration, and wash with a saturated solution of magnesium sulphate.

hammer (*ham'-er*) [ME., *hamer*]. 1. In anatomy, the malleus. 2. An instrument for striking. **h. bone,** the malleus. **h., Mayor's,** one with rounded faces to produce counterirritation on the skin by application when heated. **h., Neef, h., Wagner,** an interruptor or circuit-breaker employed with many induction-coils. **h., nose,** rhinophyma. **h., percussion-,** a plexor. **h., thermal,** a hammer-shaped cautery-iron. **h.-toe,** a term applied to a condition of the second toe in which the proximal phalanx is extremely extended while the two distal phalanges are flexed.

hammerman's cramp. A spasmodic, often painless affection of the muscles of the upper extremity in those who overuse a hammer.

Hammerschlag's method (*hahm'-er-shlag*). A method of estimating the amount of hemoglobin in the blood by means of determining the specific gravity of the latter; a hydrometer is used, and a mixture of benzol and chloroform.

hammock (*ham'-ok*) [Span., *hamaca,* a hanging mat]. A couch or bed made of netting or canvas, suspended at the ends. It is much used aboard vessels and in tropical regions; it has been used latterly in the transportation of the sick and wounded. Slings for fractured legs, etc., are sometimes called hammocks.

Hammond's disease (*ham'-ond*) [William Alexander *Hammond,* American neurologist, 1828–1900]. Athetosis.

Hammond's mixture (*ham'-ond*). One containing pepsin, charcoal, potassium bromide, and water.

hamose (*ham'-ōs*) [*hamus,* a hook]. Hooked at the apex.

Hampson unit (*hamp'-sun*). A unit of x-ray measurement; it is equivalent to one-fourth of the erythema dose

hamstring. The tendons bounding the ham above on the outer and inner side. **h., inner,** the tendons of the semimembranosus, sartorius, gracilis, and semitendinosus muscles. **h., outer,** the tendons of the bicep flexor cruris.

hamular (*ham'-ū-lar*) [*hamus*]. Pertaining to or shaped like a hook.

Hamularia (*ham-ū-lār'-e-ah*). A subgenus of Filaria (round worms).

hamulate, hamulose (*ham'-ū-lāt, -lōs*) [*hamus,* a hook]. Hooked or hook-shaped.

hamulus (*ham'-ū-lus*) [dim. of *hamus,* a hook]. A hook-shaped process, as of a bone. **h. of the cochlea,** the hook-like process of the osseous lamina at the cupola.

Hancock's operation. *For amputation through the foot:* a modification of Pirogoff's operation, in which the sawn surface of the os calcis is brought in contact with the transverse section of the astragalus.

hand [ME.]. The organ of prehension in bimana and quadrumana, composed of the carpus, the metacarpus, and the phalanges. **h., ape-, h., claw-, h., cleft,** a hand in which the cleft between adjacent fingers extends into the metacarpal region. **h., monkey-.** See *claw-hand.* **h., battledore,** the large hand seen in cases of acromegaly. **h.-electrode,** an electrode for use in the hand. **h., forceps,** a hand which has lost the three middle fingers. **h., trailing,** in synchronous writing of both hands, that upon which the attention, visual or central, is not fixed.

handkerchief (*hang'-ker-chif*) [ME., *hand; kerchef,* a kerchief]. A square piece of cloth for wiping the face or nose. **h.-dressing,** a form of temporary dressing for wounds and fractures, made of handkerchiefs.

hangnail (*hang'-nāl*). A partly detached piece of epidermis at the root of the nail, the friction against which has caused inflammation.

Hankin's defensive proteids. Germicidal globulins found by Hankin in the blood of certain animals and giving immunity to certain toxins.

Hannover's canal (*han'-o-ver*). The artificial passage produced between the anterior and posterior fibers of the zonules of Zinn by the injection of a viscous fluid. **H.'s intermediate membrane,** the enamel membrane; the inner, cellular layer of the enamel-organ of the dental germ of the fetus.

Hanot's disease (*an-o'*) [Victor Charles *Hanot,* French physician, 1844–1896]. Hypertrophic cirrhosis of the liver with icterus.

Hansen's bacillus (*han'-sen*) [Gerhard Armauer *Hansen,* Norwegian physician, 1841–1912]. The *Bacillus leprœ.*

haouwa [East Indian]. Syn. of *Asiatic cholera.*

hapalonychia (*hap-al-o-nik'-e-ah*) [ἁπαλός, soft to the touch; ὄνυξ, nail]. Soft nails.

hapantismus (*hap-an-tiz'-mus*) [ἅπας, entire]. Complete adhesion between parts or surfaces.

haphalgesia (*haf-al-je'-ze-ah*) [ἁφή, touch; ἄλγος, pain]. A feeling of pain produced by merely touching an object.

haphemetric (*haf-e-met'-rik*) [ἁφή, touch; μέτρον, measure]. Relating to esthesiometry. See *esthesiometer.*

haphephobia (*haf-e-fo'-be-ah*) [ἁφή, contact; φόβος, fear]. See mysophobia.

haphonosus (*haf-on-o'-sus*) [ἁφή, touch; νόσος, disease]. Any disorder of the sense of touch.

haplobacteria (*hap'-lo-bak-te-re-ah*) [ἁπλόος, simple; *bacteria*]. Non-filamentous bacteria.

haplodermatitis (*hap-lo-der-mat-i'-tis*) [ἁπλόος, simple; δέρμα, skin; ῖτις, inflammation]. A simple or uncomplicated skin-inflammation.

haplodermitis (*hap-lo-der-mi'-tis*). Haplodermatitis.

haplodont (*hap'-lo-dont*) [ἁπλόος, single; ὀδόυς, tooth]. In biology, applied to animals whose molar teeth have simple or single crowns.

haploid (*hap'-loid*) [ἁπλόος, single; εἶδος, like]. Having the reduced number of chromosomes, as in germ cells, as distinguished from the diploid or double number of chromosomes in normal somatic cells.

haplolichen (*hap-lo-li'-ken*) [ἁπλόος, single; λειχήν, lichen]. Same as *lichen simplex, q. v.*

haplomelasma (*hap-lo-mel-az'-mah*) [ἁπλόος, simple; μέλασμα, a livid spot]. Simple melasma.

haplopathy (*hap-lop'-ath-e*) [ἁπλόος, simple; πάθος, illness]. Any uncomplicated disease.

haplophyma (*hap-lo-fi'-mah*) [ἁπλόος, simple; φῦμα, a tumor]. A simple tumor.

haplopia (*hap-lo'-pe-ah*) [ἁπλόος, single; ὤψ, vision]. Single vision; opposed to diplopia.

haploscope (*hap-lo-skōp*) [ἁπλόος, single; σκοπεῖν, to see]. An instrument for measuring the visual axes. **h., mirror,** an instrument for observing the effects of varying degrees of convergence of the visual axes.

Haplosporidia (*hap-lo-spor-id'-e-ah*) [ἁπλόος, single; *sporidia*]. An order of sporozoa, with a simple spore and one nucleus.

haplotomia, haplotomy (*hap-lo-to'-me-ah, hapt'-lo-o-me*) [ἁπλόος, simple; τομή, a cut]. A simple incision.

haptic (*hap'-tik*) [ἁπτός, subject to the sense of touch]. Pertaining to touch; tactile.

haptics (*hap'-tiks*) [ἅπτειν, to touch]. The science of the tactile sense.

haptine (*hap'-tēn*) [ἅπτειν, to bind]. 1. In Ehrlich's lateral-chain theory, any thrown-off receptor. These are of three orders: (1) antitoxins; (2) agglutinins and precipitins; (3) cytotoxins or lysins. 2. An antigen.

haptodysphoria (*hap-to-dis-fo'-re-ah*) [ἁπτός, tactile; touched; δύς, difficult; φορός, bearing]. The disagreeable sensation aroused by touching certain objects, as velvet, a peach, or a russet apple.

haptogen (*hap'-to-jen*) [ἅπτειν, to bind; γεννᾶν, to produce]. A pellicle forming around fatty matter when brought into contact with albumin. Syn., *haptogenic membrane*.

haptophil, haptophile (*hap'-to-fil*) [ἅπτειν, to bind; φιλεῖν, to love]. In Ehrlich's side-chain theory applied to a receptor having an affinity for the haptophore of a toxin.

haptophore (*hap'-to-fōr*) [ἅπτειν, to bind; φέλειν, to bear]. That complex of atoms of a toxic unit which unites it to the cell-receptor.

haptophoric, haptophorous (*hap-tof-or'-ic, -us*). Combining; pertaining to haptophores. **h. group.** See *haptophore*.

haramaitism (*har-am-a'-it-izm*) [Anglo-Indian; from *Haram maiti*, the name of an Hindu offender in this way]. Child-marriage in India; also, the collective physical evils that result from that system.

hardening (*hard'-en-ing*) [AS., *hearde*, hard]. A stage in the preparation of tissues for microscopical examination in which they are rendered firm, so that they may, after embedding, be readily cut.

Harderian gland (*har-de'-re-an*) [Johann Jacob *Harder*, Swiss anatomist, 1656–1711]. A racemose gland located at the inner canthus of the eye of most vertebrates, and especially of those having a well-developed nictitating membrane.

Hardy's lotion (*ar-de'*) [Louis Philippe Alfred *Hardy*, French physician, 1811–1893]. A lotion composed of corrosive sublimate 1, alcohol *q. s.* to make a solution, zinc sulphate and lead acetate, of each 4, and distilled water 250. Used for freckles.

Hardy's ointment (*har'-de*). An ointment consisting of sublimed sulphur 2 drams, potassium carbonate, 1 dram, and vaseline 1½ ounces; used for scabies.

Hardy-Béhier's symptom. See *Béhier-Hardy's symptom*.

hare-eye (*hār-i*). See *lagophthalmos*.

harelip. Congenital fissure of the lip, due to arrested facial development. **h., complicated,** that with cleft or malformation of the superior maxillary bone also. **h., double,** two clefts of the lip or one of each lip. **h. suture,** a figure-of-8 suture about a pin thrust through the lips of the freshened edges of the cleft.

haricot (*ar-e-ko'*) [Fr.] A metal vessel shaped like a foot.

harlequin (*har'-le-kwin*). Variegated; party-colored. **h. fetus,** a fetus with congenital ichthyosis, general seborrhea, or diffuse keratoma. Such subjects are always born prematurely, and have no external ears, eyelids, or lips.

Harley's disease (*har'-le*) [George *Harley*, English physician, 1829–1896]. See *Dressler's disease*.

harmaline (*har'-ma-lēn*). An alkaloid, $C_{13}H_{14}N_2O$, from harmel; it is used as a stimulant and anthelmintic.

harmel (*har'-mel*). Wild rue, *Peganum harmala*, of Turkey; it is a vermifuge.

harmine (*har-mēn*). An alkaloid from harmel.

harmonia, harmony (*har-mo'-ne-ah, har'-mo-ne*) [ἁρμονία, harmony]. A form of articulation between two bones that are closely and immovably apposed.

Harper's mixture (*har'-pur*). A mixture containing chaulmoogra oil 500 minims, ether 500 minims, and iodine 1 gr; given by intravenous injection, commencing with 10 minims as a dose. Used in cases of leprosy.

harpoon (*har-poon'*) [Fr., *harpon*, a grappling-iron]. An instrument for the removal of bits of living tissue for microscopic examination.

Harris separator or segregator (*har'-is*) [Malcolm La Salle *Harris*, American surgeon, 1862–]. A double catheter is passed into the bladder, and a lever into the rectum or vagina; this lever lifts up the floor of the bladder between the separated ends of the divided catheter; the urine from each kidney is thus collected separately and flows out through the catheter on the same side.

Harrison's groove (*har'-is-on*) [Edward *Harrison*, English physician, 1766–1838]. A curve extending from the level of the ensiform cartilage toward the axilla, and corresponding to the insertion of the diaphragm; it is pronounced in rickets

harrowing (*har'-o-ing*). The action of teasing the fibers of a nerve or tearing them apart with any blunt instrument.

Hartley-Krause operation (*hart'-le-krou'-sa*) [Frank *Hartley*, American surgeon; Fedor *Krause*, German surgeon, 1856–1913]. The removal of the entire Gasserian ganglion and its roots for relief of facial neuralgia.

Hartmann's fossa (*hart'-man*) [Robert *Hartmann*, German anatomist, 1831–]. A small, infundibular fossa of the peritoneum lying between Tuffier's inferior ligament and the mesoappendix. Syn., *fossa ileocæcalis infima*.

hartshorn (*harts'-horn*). 1. Cornu cervi, the horn of the stag, formerly a source of ammonia, or spirit of hartshorn. 2. A name popularly given to ammonia-water.

hashish, hasheesh (*hash'-ēsh*). See *cannabis*.

Hasner's valve (*has'-ner*) [Joseph Ritter von *Hasner*, Austrian ophthalmologist, 1819–1892]. An inconstant valvular fold of mucosa at the inferior meatus of the nasal duct.

Hassalls' bodies (*has'-al*) [Arthur Hill *Hassall*, English physician, 1817–1894]. Concentrically striated corpuscles, apparently of a degenerative character, found in the thymus gland. **H.'s test,** the growth of *Saccharomyces cerevisiæ*, observed under the microscope, is indicative of the presence of sugar in the urine.

Hastings' stain (*hās'-tings*) [Thomas Wood *Hastings*, American physician, 1873–]. A methylene-blue and eosin staining reagent modified from Romanovsky's stain.

Hata (*hah'-tah*) [S. *Hata*, Japanese physician]. See *Ehrlich-Hata*.

Hathcock's sign (*hath'-kok*). In incipient mumps, a point of tenderness is found just beyond the angle of the jaw on running the finger towards the angle on the under surface of the mandible; this is present before any swelling can be detected.

Hatschek's viscosity formula (*hat'-shek*)

$$\eta = \frac{\sqrt[3]{A}}{\sqrt[3]{A} - 1}$$

where A = $\frac{\text{volume of whole}}{\text{volume of dispersed phase}}$.

hatters' disease (*hat'-er*). A form of constitutional mercurial poisoning occurring in the makers of hats; also a skin-disease, arising from the use of mercury and arsenic; also an acute irritation of the respiratory tract caused by the fumes of nitrogen tetroxide; all of these chemicals being used in hat-making. **h.'s consumption,** a form of pneumonitis occurring in hatters from inhalation of the fur and dust arising during the process of "finishing and pouncing."

haunch (*hawnsh*) [Fr., *hanche*]. The part of the body including the hips and the buttocks. **h.-bone,** the ilium.

haustra coli (*haws'-trah co'-li*) [L.; pl. of *haustrum*]. Sacculations of the colon.

haustrum (*haw'-strum*) [L.]. The pouch or depression of the sacculations of the colon.

haustus (*haws'-tus*) [L., a drink or draught]. A draught. **h.-niger,** black draught; the compound infusion of senna.

haut mal (*o-mahl'*). See *epilepsy*.

Havers' canals (*ha'-verz*) [Clopton *Havers*, English anatomist, 1650–1702]. The canals pervading the compact substance of bone in a longitudinal direction and anastomosing with one another by transverse or oblique branches. They contain blood-vessels and lymphatics. **H.'s glands,** fatty bodies connected with the synovial fringes of most of the joints. They were believed by Havers to secrete the synovia. Syn., *Glandulæ mucilaginosæ*. **H.'s lamellæ,** the concentric lamallæ of bone which form the Haversian canals. **H.'s spaces,** large, irregularly shaped spaces found chiefly in growing bones. **H.'s system,** the concentric arrangement of the bony lamellæ, usually 8 or 10 in number, around a Haversian canal.

hawking (*haw'-king*) [ME., *hauk*, to hawk. Clearing the throat by a forcible expiration.

Hay's method. A method of removing dropsical effusions by producing frequent serous evacuations by means of saline cathartics combined with a dry diet.

hay-asthma. *See hay-fever*.

Hayem's corpuscles, H.'s hematoblasts (*a-yem'*) [Georges *Hayem*, French physician, 1841–]. See *Bizzozero's blood-platelets*. **H.'s disease,** apoplectiform myelitis. **H.'s solution,** used in the microscopic examination of blood; it consists of sodium chloride, 1 Gm.; sodium sulphate, 5 Gm.; mercuric chloride, 0.5 Gm.; dissolved in 200 Cc. of distilled water.

Haygarth's nodes or nodosities (*ha'-garth*) [John *Haygarth*, English physician, 1740–1827]. Exostoses of the joints of the fingers in arthritis deformans.

hay-fever. An acute affection of the conjunctiva and upper air-passages, coming on periodically at certain seasons of the year, especially in summer and autumn, in persons predisposed to the disease. The exciting factor in some cases is the pollen of grasses, ragweed, and other plants; in others the disease seems to be caused reflexly by polypi and other diseased conditions of the nose. The chief symptoms are coryza, sneezing, headache, cough, and asthmatic attacks. Syn., *hay-asthma; hay-cold*.

Haynes's operation (*hānz*) [Irving S. *Haynes*, American surgeon, 1861–]. Drainage of the cisterna magna, in cases of suppurative meningitis.

hazeline (*ha'-sel-ēn*). Trade name applied to preparations of *Hamamelis virginiana*.

Hazen's theorem (*ha'-zen*) [Allen *Hazen*, American sanitary engineer, 1869–]. Where one death from typhoid fever has been avoided by the use of a better water, a certain number of deaths, probably two or three, from other causes have been avoided.

hb. Abbreviation of *hemoglobin*.

H_3BO_3. Boric acid.

HBr. Hydrobromic acid.

H.CHO. Formaldehyde.

$H.CH_2OH$. Methyl alcohol.

HCl. Hydrochloric acid.

HCN. Hydrocyanic acid.

H.COOH. Formic acid.

H.D. Abbreviation of *hearing distance*.

He. Chemical symbol of *helium*.

head (*hed*) [ME., *hed*]. 1. The uppermost part of the body; that part of the body containing the brain, the organs of sight, smell, taste, and hearing, and part of the organs of speech. 2. The top, beginning, or most prominent part of anything, as the *head* of the femur, the *head* of the muscle, etc. **h.-drop,** a peculiar disease seen in Japan during the spring and early summer, supposed to be miasmatic in origin. It is attended with inability to hold the head erect, paralytic symptoms in the limbs, and optic disorders. One attack predisposes to others. **h.-gut.** See *foregut*. **h.-kidney,** pronephron. **h.-locking,** the entanglements of the heads of twins, at the time of birth. **h.-louse,** pediculus capitis. **h., scald, h., scalled,** any scabby disease of the scalp. **h., swelled,** actinomycosis.

headache (*hed'-āk*). Pain in the head. The following varieties of headache are described: local, general; organic, functional; toxemic—alcoholic, caffeinic, diabetic, lithemic, malarial, rheumatic, uremic; reflex—gastric, ocular, nasal, uterine; cardiac, pulmonic, anemic, congestive; hysterical, neurasthenic Syn., *cephalalgia*. **h., academy.** See *h., panorama*. **h., bilious,** migraine. **h., blind,** migraine. **h., ocular,** pain in and about the head that results from ametropia, organic disease in, or from impaired function of, any part of the visual apparatus. **h., organic,** headache resulting from disease of the brain or meninges. **h., panorama, h., sightseer's,** headache resulting from the strain of the eyes exposed to brilliant lights or moving objects, etc. **h., puncture,** headache and associated symptoms which have frequently been observed following puncture of the spinal cord and removal of the cerebrospinal fluid. **h., sick,** migraine. **h., theater.** See *h., panorama*.

heal (*hēl*). To make whole or sound; to cure. **h.-all.** See *Collinsonia*.

healer (*hēl'-er*). 1. One who effects cures. 2. One who without medical education claims to cure by some form of suggestion. **h., natural,** one supposed to possess personal magnetism capable of overcoming disease.

healing (*he'-ling*) [AS., *helan*, to heal]. The process or act of getting well or of making whole; especially the getting well of an ulcer or wound. **h. by first intention, h., primary,** the union of two accurately apposed surfaces without any visible granulating process. **h. by second intention,** healing through the medium of granulations, which fill up the gap of the wound. **h. by third intention,** that in which the two granulating surfaces are approximated so as to unite and heal readily.

health (*helth*) [see *healing*]. That condition of the body in which all the functions are performed normally. **h., bill of,** the official document issued by quarantine or other public health officers, which grants freedom from sanitary restraint. French, *pratique*. **h., board of,** a public body having charge of the sanitation of a stated district.

hear (*hēr*). To perceive by the ear.

hearing (*hēr'-ing*) [AS., *hyran*, to hear]. The special sense by which the sonorous vibrations of the air are communicated to the mind. The organ of hearing is the ear, whence the vibrations are carried by the auditory nerve to the center of hearing, situated in the temporosphenoid lobe of the cerebrum. **h.-distance,** the distance at which a certain sound can be heard. **h., double,** diplacusis. **h., Eitelberg's test for.** See *Eitelberg*.

heart (*hart*) [AS., *heorte*]. A hollow, muscular organ, the function of which is to pump the blood through the vessels. It is enveloped by a serous sac called the *pericardium*, and consists of two symmetrical halves, a *right auricle* and *ventricle* and a *left auricle* and *ventricle*. The right auriculoventricular orifice is guarded by the *tricuspid valve;* the left by a valve with two leaflets—the *mitral*. These valves are broad and thin, consisting of two layers of the lining membrane of the heart, the *endocardium*, separated by a slight amount of connective tissue. To support them, thin *chordæ tendineæ* join their free margins to the muscles in the wall of the ventricle—the *columnæ carneæ*. The outlet of the right ventricle into the *pulmonic artery*, and the left into the *aorta*, are guarded by stout, short, tricuspid valves—the *semilunar valves*. **h.-berg,** the thoracic portion of the thymus gland of animals. See also *neck-berg*. **h., bicycle,** cardiac disease due to excessive use of the bicycle. **h.-block,** dissociation of auricular and ventricular rhythms due to interference with the conduction of the contraction process. **h.-b., complete,** when the ventricular contractions are independent of the auricular. **h.-b., partial** or **incomplete,** when one of the auricular contractions regularly excites the ventricles to contraction. **h.-burn,** See *heartburn* and also *pyrosis*. **h.-clot,** coagulation of blood in the cardiac cavity. **h., fatty,** a name given to two distinct pathologic conditions of the heart tissue. In the first there is a true fatty degeneration of the muscular fibers of the heart; in the second there is an increase in the quantity of subpericardial fat—a fatty infiltration. **h., hairy.** See *cor villosum*. **h., icing,** Eichhorst's name for a heart the whole surface of which is covered with a dense, thick, marble-white tissue. **h., irritable,** a peculiar cardiac excitability, marked by pain, palpitation, dyspnea, and rapid pulse; it has been noted especially among soldiers in the field, in whom it has been ascribed to muscular exhaustion. **h., low,** a low position of the heart due to anatomical conditions, not to disease. Syn., *bathycardia*. **h., luxus,** a condition in which a primary dilatation of the heart is followed by hypertrophy of the left ventricle; often found in gourmands. **h., peripheral,** a term applied to the muscular coat of the blood-vessels other than the heart. **h.-sac,** the pericardium. **h., soldier's,** a symptom-complex consisting of giddiness, breathlessness, palpitation, pain in the chest, and a feeling of fatigue; occurring in soldiers and civilians. **h., typhoid,** over-distention and laceration of the blood-vessels of the heart, with atrophy of the muscle-fibers, due to typhoid fever. **h., villous.** See *cor villosum*.

heartburn (*hart'-bern*). A burning sensation at the epigastrium and lower part of the chest, caused by gastric fermentation. Pyrosis.

heat (*hēt*) [AS. *hætu*]. 1. A form of kinetic energy communicable from one body to another; it is that form of molecular motion which is appreciated by a special thermal sense. 2. The periodic sexual excitement in animals. **h., atomic.** See *atomic heat*. **h., capacity for,** the number of heat-units required to raise the temperature of a body 1° C. **h.-centers,** centers in the brain for stimulating heat-production or heat-elimination, and for regulating the relation of these. **h., latent,** the quantity of heat necessary to convert a body into another state without changing its temperature. **h., molecular,** the product of the molecular weight of a compound multiplied by its specific heat. **h., prickly, h.-rash,** miliaria. **h., specific,** the amount of heat required to raise the temperature of a substance a given number of degrees. The unit of specific heat is the Calorie, which is the amount of heat required to raise the temperature of 1 Gm. of water from 4° to 5° C. **h.-stroke,** the symptoms produced by exposure to great heat—either that of the sun or that of heated rooms. **h.-unit,** the amount of heat required to raise the temperature of one kilogram of water from 0° to 1° C.; it is technically called a calorie.

Heath's operation (*hēth*) [Christopher *Heath*, English surgeon, 1835–1905]. *For fixity of the lower jaw;* division of the ascending ramus beneath the masseter with a saw introduced through the mouth by means of a small incision above the last molar tooth.

CHRISTOPHER HEATH.

Heaton's operation (*he'-tun*) [George *Heaton*, American surgeon, 1808–1879]. An operation for the cure of inguinal hernia.

heaves (*hēvz*) [ME., *heven*, to raise]. A disease of horses, characterized by difficult and laborious respiration. It is also called "broken wind."

hebe (*he'-be*). A compound of vegetable fats and skimmed milk, used as a food.

hebeosteotomy (*he-be-os-te-ot'-o-me*). See *hebosteotomy*.

hebephrenia (*he-be-fre'-ne-ah*) [ἥβη, puberty; φρήν, mind]. A form of mental derangement occurring in young persons at or soon after the age of puberty, and characterized by mental

deterioration and a gradually increasing egotism. It may end in a permanent dementia.

hebephreniac (*he-be-fre'-ne-ak*). One who is affected with hebephrenia.

hebephrenic (*he-be-fren'-ik*). 1. Affected with hebephrenia. 2. One who is affected with hebephrenia.

Heberden's asthma (*heb'-er-den*) [William *Heberden*, English physician, 1710–1801]. Angina pectoris. **H.'s disease,** (1) arthritis deformans; (2) angina pectoris. **H.'s nodes, H.'s nodosities,** deformity of the fingers in arthritis deformans.

HEBERDEN'S NODES.

Heberden-Rosenbach's nodes. See *Heberden's nodes*.

hebetic (*he-bet'-ik*) [ἡβητικός, relating to puberty]. Relating to puberty or to adolescence.

hebetude (*heb'-e-tūd*) [*hebetudo*, bluntness]. Dulness of the special senses and intellect: a condition present in grave fevers.

hebetudinous (*heb-e-tū'-din-us*) [*hebetudo*, bluntness]. Affected with hebetude.

hebin (*he'-bin*) [ἡβη, puberty]. A gonad-stimulating hormone from the anterior pituitary body.

hebosteotomy (*he-bos-te-ot'-o-me*) [ἡβη, pubes; ὀστέον, bone; τομή cutting]. Section through the body of the pubis to facilitate labor; pubiotomy.

hebotomy (*he-bot'-o-me*) [ἡβη, pubes; τέμνειν, to cut]. Van de Velde's operation of sawing the pelvis in obstructed delivery; pubiotomy.

Hebra's disease (*ha'-brah*) [Ferdinand von *Hebra*, Austrian dermatologist, 1816–1880]. Same as *H.'s erythema*. **H.'s erythema.** Polymorphous erythema. **H.'s pityriasis,** pityriasis rubra. **H.'s prurigo,** true prurigo.

hecatomeral, hecatomeric (*hek-at-om'-er-al, hek-at-o-mer'-ik*) [ἑκάτερον, each singly; μέρος, a part]. Applied to a neuron the processes of which divide into two parts, one going to each side of the spinal cord.

Hecht's test (*hekt*) [Hugo *Hecht*, Austrian physician]. A modification of Wassermann's reaction for syphilis; it is founded on the fact that human blood serum can dissolve ten times its volume of a 2 % solution of sheep's blood.

Hecker's law (*hek'-er*) [Karl *von Hecker*, German obstetrician, 1827–1882]. In successive labors, the child generally weighs more than its predecessor by about 150 to 200 Gm.

hectargyre (*hek'-tar-jīr*). A compound of hectine and mercury; used hypodermically, as an antisyphilitic.

hectic (*hek'-tik*) [ἑκτικός, habitual]. 1. Habitual. 2. Pertaining to phthisis. **h. fever,** a fever caused by absorption of toxic substances formed in the process of suppuration, and characterized by daily intermissions and frequent drenching sweats. It occurs in pulmonary tuberculosis, in pyemia, etc. **h. flush,** the flushed cheek seen in hectic fever.

hectine (*hek'-tēn*). Sodium benzosulphoparaminophenylarsinate, an arsenical compound said to be less toxic than atoxyl; used in syphilis.

hecto- (*hek-to-*) [ἑκατόν, a hundred]. A prefix signifying one hundred.

hectogram (*hek'-to-gram*) [*hecto-*; γράμμα, an inscription]. One hundred grams; or 1543.2349 gr.

hectoliter (*hek'-to-le-ter*) [*hecto-*; λίτρα, a pound]. One hundred liters, equal to 22.009 imperial or 26.4 United States gallons.

hectometer (*hek'-to-me-ter*) [*hecto-*; μέτρον, a measure]. One hundred meters, or 328 feet 1 inch.

hedeoma (*he-de-o'-mah*) [ἡδύς, sweet; ὀσμή, smell]. American pennyroyal. The leaves and tops of *H. pulegioides*, the properties of which are due to a volatile oil. It is stimulant, carminative, and emmenagogue. It is used in suppression of the menses, the flatulent colic of children, and, on account of its pungent odor, to drive off fleas and mosquitos. **h., oil of** (*oleum hedeomæ*, U. S. P.). Dose 2–10 min. (0.13–0.65 Cc.).

hedgehog crystals. Crystals of ammonium urate, found as a urinary deposit in the form of globular crystals with spiny projections.

hediosit (*he'-de-o-sit*). A white crystalline, odorless powder with a sweet taste, easily soluble in water; used in the dietetic treatment of diabetes.

hedonal (*he'-don-al*). Methylpropylcarbinol urethane; recommended as a safe hypnotic in the milder forms of insomnia. Dose 20–45 gr. (1.33–2.9 Gm.).

hedonia (*he-do'-ne-ah*) [ἡδονή, pleasure]. Abnormal cheerfulness; amenomania.

hedonism (*he'-do-nizm*) [ἡδονή, pleasure]. The pursuit of pleasure; in psychic medicine, the unreasoning pursuit of some hobby or whim.

hedrocele (*hed'-ro-sēl*) [ἕδρα, breech; κήλη, hernia]. 1. A hernia through the notch of the ischium. 2. Prolapse of the anus.

hedrosyrinx (*hed-ro-si'-rinks*) [ἕδρα, anus, fundament; σῦριγξ, pipe]. Fistula in ano.

heel (*hēl*) [AS., *hēla*]. The hinder part of the foot. **h.-bone,** the os calcis.

heel-jar. If a person standing on tip-toe and suddenly bringing the heels to the ground, feels pain in the spine, he probably has Pott's disease; if he feels pain in the lumbar region, he probably has renal calculus.

Hegar's method of diagnosing fibroma (*ha'-gar*) [Alfred *Hegar*, German gynecologist, 1830–1914]. This consists in drawing downward the uterus with a volsellum while the finger is passed into the rectum and pressed against the tumor; if it is ovarian, it will be immovable; if uterine, there will be great resistance to drawing down the cervix. **H.'s operation.** See under *operations*. **H.'s sign,** compressibility of the lower segment of the uterus and the upper half of the cervix, noticed on bimanual examination during the first two or three months of pregnancy.

hegemony (*he-gem'-on-e*) [ἡγεμών, a leader]. The supremacy of one function over a number of others.

hegonon (*heg'-on-on*). A substance obtained by treating silver ammonium nitrate with albumose, said to contain about 7% of organically combined silver. It is a light brown powder soluble in water, and is used as a substitute for silver nitrate.

hegovia (*he-go'-ve-ah*). A proprietary remedy for enuresis said to consist of salol, powdered snails, and lithium salicylate.

Hehner number (*hā'-ner*). The percentage of fatty acids insoluble in hot water.

Hehner's test for formaldehyde in milk (*hā'-ner*). Place 5 Cc. of the milk in a test-tube and dilute with an equal volume of water. Carefully pour down the sides of the test-tube strong sulphuric acid containing a trace of ferric chloride, so as to form a layer of acid below the milk. In the presence of formaldehyde a violet ring is formed at the junction of the two liquids; 1 part in

100,000 may be detected. The acid should be of 1.81 to 1.83 sp. gr. and must contain a trace of ferric salt. The charring due to the action of the acid on the milk must not be mistaken for color-reaction.

Heichelheimer's test (*hi'-kel-hi-mer*). *For motility of stomach:* A capsule containing iodipin is swallowed and the saliva is tested for iodine at regular intervals. The time of the appearance of iodine in the saliva indicates the rapidity of the passage of this substance through the stomach.

Heidenhain's demilunes (*hi-'den-hīnz dem'-e-lūn*) [Rudolf *Heidenhain*, German physiologist, 1834–1897]. Crescentic bodies lying between the cells and the membrana propria of an acinus of a salivary gland. **H.'s rods, H.'s striæ,** the slender columnar cells of the uriniferous tubules.

Heilbronner's thigh (*hīl'-bron-er*) [Karl *Heilbronner*, German physician, 1869–1914] When a patient lies flat on his back on a hard or firm substance, and his thigh becomes broader and flattened, he has organic paralysis; this is not present in hysterical paralysis.

Heim-Kreysig's sign (*hīm-krī'-sig*) [Ernst Ludwig *Heim*, German physician, 1747–1834; Freidrich Ludwig *Kreysig*, German physician, 1770–1839]. See *Kreysig's sign.*

(von) Heine's infantile paralysis. Spastic spinal paralysis of infancy

Heine's operation (*hī'-neh*) [Leopold *Heine*, German ophthalmologist, 1870–]. In glaucoma, cyclodialysis for the purpose of connecting the anterior chamber with the suprachoroidal space.

Heine-Medin disease (*hī'-neh med'-in*) [Jacob von *Heine*, German physician; O. *Medin*, Swedish physician]. Acute poliomyelitis.

Heineke-Mikulicz operation (*hī'-nek-eh-mik'-oo-lits*) [Walter Hermann *Heinecke*, German surgeon, 1834– ; Johann von *Mikulicz*, Austrian surgeon, 1850–1905]. Pyloroplasty.

Heisrath's operation (*hīs'-rath*). Excision of the tarsus and conjunctiva in cases of trachoma of long standing.

Heister's diverticulum (*hī'-ster*) [Lorenz *Heister*, German anatomist, 1683–1758]. The sinus of the jugular vein. **H.'s valves,** the transverse valvular folds of the cystic duct.

helcodermatosis (*hel-ko-der-mat-o'-sis*) [*helcoma;* δέρμα, skin]. Skin disease with the formation of ulcers.

helcoid (*hel'-koid*) [*helcoma;* εἶδος, likeness]. Resembling an ulcer.

helcology (*hel-kol'-o-je*) [ἕλκος, ulcer; λόγος, science]. The pathology and treatment of ulcers

helcoma (*hel-ko'-mah*) [ἕλκος, an ulcer]. An ulcer.

helcomenia (*hel-ko-me'-ne-ah*) [ἕλκος, ulcer; μήν, month]. Vicarious menstrual discharge from an ulcer.

helcoplasty (*hel'-ko-plas-te*) [*helcoma;* πλάσσειν, to form]. The treatment of ulcers by skin-grafting.

helcopoiesis (*hel-ko-poi-e'-sis*) [ἕλκος, ulcer; ποίησις, making]. The surgical formation of an issue, for counter-irritation.

helcosis (*hel-ko'-sis*) [ἕλκωσις, ulceration]. The formation and development of an ulcer.

helcosol (*hel'-ko-sol*). See *bismuth pyrogallate.*

Helcosoma tropicum (*hel-ko-so'-mah trop'-ik-um*) [ἕλκος, ulcer; σῶμα, a body]. A name proposed for the protozoan parasite of Delhi boil.

helcotic (*hel-kot'-ik*)] ἕλκος, an ulcer]. Ulcerative; of the nature of or accompanied by ulceration.

helenin (*hel'-en-in*), $C_{15}H_{20}O$. A stearoptene from *Inula helenium;* it is used as an internal and external antiseptic. Dose ⅛–½ gr. (0.011–0.022 Gm.).

helexin (*hel-eks'-in*). A glucoside, $C_{21}H_{44}O_{11}$ from *Hedera helix.*

heliciform (*hel-is'-e-form*) [*helix; forma,* form]. Spiral; shaped like a snail-shell.

helicina (*hel-is'-in-ah*). A mixture of snail mucus and sugar; a white powder, soluble in water, and used as a pectoral remedy. Syn., *saccharated snail-juice.*

helicine (*hel'-is-in*) [*helix*]. 1. Spiral in structure. 2. Pertaining to the helix. **h. arteries,** spirally winding arteries supplying the erectile tissue of the penis.

helicis (*hel'-is-is*) [*helix*]. Muscle of the helix of the ear. See *muscles, table of.*

helicoid (*hel'-ik-oid*) [*helix;* εἶδος, form]. Spiral; coiled like a snail-shell. **h. suture needle,** a needle with a spiral of two or more turns, the eye in the tip, with a stout handle. The needle is of triangular shape, and the spiral passes easily through the lips of the incision; the stitches are all alike and equidistant

helicopepsin (*hel-ik-o-pep'-sin*) [ἕλιξ, a spirally coiled snail; πέπτσις, digestion]. A peptic ferment found by Krukenberg in snails.

helicopod (*hel'-ik-o-pod*) [ἕλιξ, a spirally coiled snail; πούς, foot]. A dragging gait in which the foot describes a partial curve.

helicopodia (*hel-ik-o-po'-de-ah*). Same as *helicopod, q. v.*

helicoprotein (*hel-ik-o-pro'-te-in*). A phosphoglycoprotein obtained from the glands of the snail, *Helix pomatia.* It is converted by action of alkalies into a gummy, levorotatory carbohydrate called *animal sinistrin.*

helicotrema (*hel-ik-o-tre'-mah*) [*helix;* τρῆμα, hole.] The opening connecting the scalæ tympani and vestibuli of the spiral canal of the cochlea.

heliencephalitis (*he-le-en-sef-al-i-tis*) [ἥλιος, sun; ἐγκέφαλος, brain; ῖτις, inflammation]. Encephalitis caused by exposure to the sun's rays.

Heliodorus' bandage (*hel-e-o-dōr'-us*) [*Heliodorus,* a Roman surgeon, 1st century]. The T-bandage.

heliomyelitis (*he-le-o-mi-el-i'-tis*) [*helios;* μυελός, marrow; ῖτις, inflammation]. Myelitis caused by exposure to the sun's rays.

helion (*he'-le-on*). See *helium.*

helionosus (*he-le-on'-o-sus*) [*helios;* νόσος, disease]. Sunstroke.

heliophag (*he'-le-o-fag*) [*helios;* φαγεῖν, to devour]. A name given to the animal pigment-cell, as being a supposed absorber of the radiant energy of the sun's light and heat.

heliophilia (*he-le-of-il'-e-ah*) [ἥλιος, sun; φιλεῖν, to love]. Morbid affinity for the sunlight, resulting in ectsacy and muscular contraction.

heliophobe (*he'-le-o-fōb*) [ἥλιος, sun; φόβος, fear]. One who is morbidly sensitive to the effects of the sun's rays.

heliophobia (*he-le-o-fo'-be-ah*) [ἥλιος, sun; φόβος, fear]. Morbid fear of exposure to the sun's rays.

heliosin (*he-le-o'-sin*). An antisyphilitic mixture of various inorganic salts with keratin.

heliosis (*he-le-o'-sis*) [ἥλιος, sun]. A sun-bath; also, sunstroke.

heliostat (*he'-le-o-stat*) [ἥλιος, sun; στατός, fixed]. A mirror moved by clockwork in such a manner as to reflect continuously the sun's rays in a fixed direction.

heliotaxis (*he-le-o-taks'-is*) [ἥλιος, sun; τάξις, arrangement]. A form of taxis in which there

is attraction toward (*positive heliotaxis*) or repulsion from (*negative heliotaxis*) the sun or sunlight.

heliotherapy (*he-le-o-ther'-ap-e*) [ἥλιος, sun; θεραπεία, treatment]. The treatment of disease by exposure of the body to sunlight. Sun-bathing.

heliotropic (*he-le-ot'-rop-ik*) [ἥλιος, sun; τρέπειν, to turn]. Relating to the movements of protoplasm under the influence of light.

heliotropin (*he-le-ot'-ro-pin*) [ἥλιος, the sun; τρέπειν, to turn]. 1. See *piperonal*. 2. A bitter, volatile, crystalline, poisonous principle from *Heliotropium europæum*, a European species of heliotrope. Its action is little known.

heliotropism (*he-le-ot'-ro-pizm*) [ἥλιος, the sun; τρέπειν, to turn]. In biology, that property of a plant or plant-organ by virtue of which it bends toward or away from the sunlight.

heliotropy (*he-le-ot'-ro-pe*) [ἥλιος, the sun; τροπή, a turning]. Same as *heliotropism*.

helium (*he'-le-um*) [ἥλιος, sun]. A gaseous body, a supposed atmospheric element, boiling below 264° C., which has resisted all attempts to liquefy it. It forms compounds with hydrogen, carbureted hydrogen, and nitrogen. Symbol He; atomic weight 3.99.

helix (*he'-liks*) [ἕλιξ, a spiral]. 1. The rounded, convex margin of the pinna of the ear. 2. A coil of wire as that of an electromagnet.

Hellat's sign (*hel'-at*) [Piotr *Hellat*, Russian otologist, 1857–1912]. In mastoid suppuration a tuning fork placed over the diseased bone is heard for a shorter period than when placed over healthy bone.

hellebore, helleborus (*hel'-e-bor, hel-leb'-or-us*) [ἐλλέβορος, hellebore]. A plant of the genus *Helleborus*, particularly *H. niger*, black hellebore, the root of which contains two glucosides, *helleborin*, $C_{36}H_{42}O_6$, and *helleborein*, $C_{26}H_{44}O_{18}$, to which its properties are due. It is a drastic hydragogue, cathartic, and an emmenagogue, and has been used as a drastic purge in insanity, dropsy, and amenorrhea. Dose of the *powdered root*, as a purge, 10–20 gr. (0.65–1.3 Gm.). **h., white.** See *veratrum*.

helleborein (*hel-eb-or'-e-in*). A poisonous glucoside, $C_{26}H_{44}O_{18}$, from *Helleborus niger* and *viridis*.

helleborin (*hel-eb'-or-in*), $C_{36}H_{42}O_6$. A poisonous glucoside from black hellebore.

helleborism (*hel'-eb-or-izm*). 1. The treatment of disease with hellebore. 2. The morbid condition induced by the free exhibition of hellebore.

Heller's plexus (*hel'-er*) [Johann Florian *Heller*, Austrian physician, 1813–1871]. The network of arteries in the deeper layer of the intestinal submucosa. **H.'s test.** 1. A test for albumin in the urine. A little nitric acid is placed in a test-tube and the urine allowed carefully to flow down the side of the tube, so as to form a layer on the acid without mixing. The development of an opaque white ring indicates albumin. 2. A test for the presence of blood-coloring-matter in the urine. The urine is boiled with half its volume of caustic potash, whereby the phosphates are precipitated. The precipitate is colored red if blood is present. 3. For sugar in the urine, see *Moore's test*.

Hellin's law (*hel'-in*). The occurrence of twins is 1 in 80 pregnancies; of triplets is 1 in 80^2 or 6400 pregnancies; of quadruplets is 1 in 80^3 or 512,000 pregnancies.

Hellmund's ointment (*hel'-mŭnt*). A narcotic ointment composed of acetate of lead, 10 parts; extract of conium, 30 parts; balsam of Peru, 30 parts; Sydenham's laudanum, 5 parts; and cerate, 240 parts.

Helmerich's ointment (*hel'-mer-ik*). An ointment used in the treatment of scabies. It consists of sublimated sulphur, 1 dram; potassium carbonate, ½ dram; and lard, 6½ drams. The ointment should remain in contact with the diseased surface for four or five hours.

Helmholtz's ligament (*helm'-hōlz*) [Herman Ludwig Ferdinand von *Helmholtz*, German physiologist, 1821–1894]. The anterior ligament of the malleus that encircles the long process of the latter and is inserted into the anterior part of its neck and head. **H.'s line,** the line perpendicular to the plane of the axis of rotation of the eyeballs. **H.'s theory of color-vision.** See *Young-Helmholtz*.



H. L. F. v. HELMHOLTZ.

helminth (*hel'-minth*) [ἕλμινς, a worm]. 1. A worm. 2. An intestinal worm.

helminthagogue, helminthagog (*hel-minth'-ag-og*). See *anthelmintic*.

helminthemesis (*hel-minth-em'-es-is*) [*helminth*; ἐμέσις, vomiting]. The vomiting of intestinal worms.

helminthiasis (*hel-min-thi'-as-is*) [*helminth*]. The diseased condition produced by the presence of worms in the body. **h. elastica,** elastic tumors of the axillæ and groins due to filaria.

helminthic (*hel-min'-thik*). See *anthelmintic*.

helminthicide (*hel-minth'-is-id*) [*helmīnth*; *cædere*, to kill]. See *vermicide*.

helminthism (*hel-minth'-izm*) [*helminth*]. The existence of intestinal worms in the body.

helminthochorton (*hel-minth-o-kor'-ton*) [*helminth*; χόρτος, grass]. Corsican moss.

helminthogenesis (*hel-min-tho-jen'-e-sis*). The same as *helminthiasis*.

helminthoid (*hel-min'-thoid*) [*helminth*; εἶδος, likeness]. Pertaining to or shaped like a worm.

helminthology (*hel-min-thol'-o-je*) [*helminth*; λόγος, science]. The science of worms, especially those parasitic within the body.

helminthoma (*hel-min-tho'-mah*) [*helminth*; ὄμα, a tumor: *pl.*, *helminthomata*]. A tumor caused by the presence of a parasitic worm. See *Bulam boil* and *Guinea-worm*.

helminthoncus (*hel-minth-ong'-kus*) [*helminth*; ὄγκος, a tumor]. An old term for a parasitic skin-disease.

helminthophobia (*hel-min-tho-fo'-be-ah*) [*helminth*; φόβος, fear]. A nervous state produced by the presence or thought of parasitic worms.

helminthous (*hel-min'-thus*) [*helminth*]. Wormy.

helmitol (*hel'-mit-ol*). Hexamethylenetetramine anhydromethylene citrate, an analgesic and urinary antiseptic. Dose 10–15 gr. (0.64–0.97 Gm.) 3 times daily in a wineglassful of water.

Heloderma (*he-lo-der'-mah*) [ἧλος, nail; δέρμα, skin]. A genus of lizards. **H. horridum**, of Mexico, and **H. suspectum**, of Arizona (called *Gila Monster*), are said to be the only known species of venomous lizards.

helodermatous (*he-lo-der'-mat-us*) [ἧλος, a nail, wart; δέρμα, skin]. In biology, having a warty or tuberculous skin.

helodes (*he-lo'-dēz*) [ἕλος, a swamp]. 1. Swampy, or marshy. 2. A fever attended with profuse sweating 3. Marsh-fever.

heloma (*he-lo'-mah*) [ἧλος, a nail]. A corn, or callosity occurring on the hand or foot.

helonin (*hel'-o-nin*) [ελος, a marsh]. A crude precipitate from the tincture of *Chamælirion carolinianum* or *Helonias dioica*. It is tonic anthelmintic, and diuretic. Caution should be observed in its use. Dose, gr. ij-iv.

helophilous (*hel-of'-il-us*) [ἕλος, a marsh; φίλος, loving]. Inhabiting marshes.

helopyra (*hel-o-pi'-rah*) [ἕλος, marsh; πῦρ, fever]. Malarial fever.

helotic (*hel-ot'-ik*) [ἧλος, a nail]. 1. Relating to corns. 2. A vesicant.

helthin (*hel'-thin*). An acidulated solution of sodium parasulphanilate and of sodium or potassium amidonaphthol disulphonate. It is used as a test for nitrites in potable waters.

Helweg's triangular bundle (*hel'-veg*) [Hans Kristian Saxtorph *Helweg*, Danish physician, 1847–]. The triangular or olivary tract situated in the ventral part of the anterolateral column of the spinal cord.

hem-, hema-, hemato- (*hem-, hem-ah-, hem-at-o-*) [αἷμα, blood]. Prefixes signifying of or pertaining to the blood.

hemabarometer (*hem-ab-ar-om'-et-er*) [αἷμα, blood; *barometer*]. An instrument for the determination of the specific gravity of the blood.

hemaboloids (*hem-ab'-ol-oidz*). A proprietary article said to contain a vegetable iron with peptone, bonemarrow and nuclein.

hemacelinosis (*hem-as-el-in-o'-sis*) [*hema-*; κηλίς, spot; νόσος, disease]. A synonym of the disease, *purpura*.

hemachroin (*hem-ak-ro'-in*) [*hema-*; χρόα, color]. Same as *emhatosin*.

hemachromatosis (*hem-ak-rōm-at-o'-sis*) [see *hemachrome*]. General hematogenous pigmentation.

hemachrome (*hem'-ak-rōm*) [*hema-*; χρῶμα, color]. The coloring-matter of the blood; hematin.

hemachrosis (*hem-ak-ro'-sis*) [*hema-*; χρῶσις, coloring]. 1. Redness of the blood. 2. Any disease in which the blood is abnormally colored.

hemacyanin (*hem-as-i'-an-in*). [*hema-*; κύανος, blue]. A blue coloring-matter found in the blood and the bile.

hemacyte (*hem'-as-īt*). See *hemocyte*.

hemacytometer (*hem-as-i-tom'-et-er*). See *hemocytometer*.

hemacytozoon (*hem-a-si-to-zo'-on*) [*hema-*; κύτος, cell; ζῷον, animal: *pl.*, *hemacytozoa*]. A protozoon found in the red blood corpuscles.

hemad (*hem'-ad*) [*hema-*; *ad*, toward]. 1. Toward the hemal aspect; opposed to neurad. 2. A blood-cell or blood corpuscle.

hemaden (*hem'-ad-en*) [*hema-*; ἀδήν, a gland]. A ductless gland.

hemadenology (*hem-ad-en-ol'-o-je*) [*hema-*; ἀδήν, gland; λόγος, discourse]. Endocrimology. The study of the ductless glands, and their diseases.

hemadonosos (*hem-ad-on'-o-sos*) [*hema-*; νόσος, disease]. A disease of the blood or of the blood-vessels.

hemadostenosis (*hem-ad-o-ste-no'-sis*) [αἱμάς, blood-stream; στενός, narrow]. Stricture or narrowing of a blood-vessel.

hemadosteosis (*hem-ad-os-te-o'-sis*) [αἱμάς, blood-stream; ὀστέον, bone]. Ossification or calcification of blood-vessels.

hemadromograph (*hem-ad-rom'-o-graf*) [*hema-*; δρόμος, course; γράφειν, to write]. An instrument for registering changes in the velocity of the blood-stream.

hemadromometer (*hem-a-dro-mom'-et-er*) [*hema-*; δρόμος, course; μέτρον, a measure]. An instrument for measuring the velocity of the blood-current.

hemadromometry (*hem-ad-ro-mom'-et-re*) [*hema-*; δρόμος, course; μέτρον, measure]. Measurement of the speed of the blood-current.

hemadynamics (*hem-ad-i-nam'-iks*) [*hema-*; δυνάμις, power]. The science pertaining to the movements involved in the circulation of the blood.

hemadynamometer (*hem-a-di-na-mom'-et-er*) [*hema-*; δύναμις, strength; μέτρον, a measure]. An instrument for measuring the tension or pressure of blood within the arteries.

hemafacient (*hem-a-fa'-she-ent*) [*hema-*; *facere*, to make]. An agent that increases the quantity and quality of the blood.

hemafecal (*hem-af-e'-kal*) [*hema-*; *fæx*, dregs]. Characterized by bloody stools. **h. jaundice.** See *jaundice*.

hemagglutination, hemoagglutination (*hem-ag-loo-tin-a'-shun, hem-o-ag-loo-tin-a'-shun*) [see *hemagglutinins*]. The clumping of red blood-corpuscles.

hemagglutinins, hemoagglutinins (*hem-ag-loo'-tin-inz, hem-o-ag-loo'-tin-inz*) [*hema-*; *agglutinin*]. Agglutinins which have the power to clump red blood-corpuscles. Syn., *erythroagglutinins*.

hemagogue, hemagog (*hem'-ag-og*) [*hema-*; ἀγωγός, leading]. 1. Promoting the menstrual or hemorrhoidal discharge of blood. 2. An agent that promotes the catamenial or hemorrhoidal flow of blood.

hemal (*he'-mal*) [αἷμα, blood]. 1. Pertaining to the blood or vascular system. 2. Pertaining to the ventral aspect of the body, that part containing the heart and blood-vessels. **h. arch**, the arch formed by the ribs, sternum, and vertebral bodies. **h. spine**, the sternum or linea alba.

hemalbumin (*hem-al'-bū-min*) [*hema-*; *albumin*]. 1. A predigested iron albuminate used in anemic conditions. Dose 15 gr. (1 Gm.) several times daily. 2. A preparation of the salts and albuminoid constituents of the blood. 3. A preparation of iron containing hematin, hemoglobin, serum-albumin, paraglobulin, and inorganic constituents of the blood.

hemaleucin (*hem-al-oo'-sin*) [*hema-*; λευκός, white]. Fibrin; the white portion of a washed blood-clot.

hemaleukosis (*hem-al-oo-ko'-sis*) [*hema-*; λευκός, white]. The formation of the buffy coat of a clot.

hemalopia (*hem-al-o'-pe-ah*) [*hema-*; ὤψ, the eye]. Effusion of blood in the eye; erythropsia.

hemalum (*hem-al'-um*). A stain for bone-tissue consisting of hematoxylin and alum.

hemameba, hæmamœba (*hem-am-e'-bah*) [*hema-*; *ameba: pl., hemamebæ*]. 1. A white blood-cell. 2. A parasitic ameboid microorganism of the blood, as the malarial parasite **hæmamœba leukemiæ magna, h. leukemiæ parva,** bodies once supposed to be of protozoan nature and specific causes of leukemia, shown by Türck to be artefacts resulting from the action of a basic dye upon the mast-cell granules.

hemamebiasis (*hem-am-e-bi'-as-is*). The disease or condition due to infection with hemamebæ.

hemanalysis (*hem-an-al'-is-is*) [*hema-*; *analysis*]. Analysis of the blood.

hemangioendothelioma (*hem-an-je-o-en-do-the-le-o'-mah*) [*hema-*; ἀγγεῖον, vessel; *endothelioma*]. Epithelial hyperplasia of the capillaries

hemangioma (*hem-an-je-o'-mah*) [*hema-*; ἀγγεῖον, vessel; ὄμα, a tumor: *pl., hemangiomata*]. An angioma made up of blood-vessels.

hemangiomatosis (*hem-an-je-o-ma-to'-sis*). The condition characterized by the presence of multiple hemangiomata.

hemangiosarcoma (*hem-an-je-o-sar-ko'-mah*) [*hema-*; ἀγγεῖον, vessel; *sarcoma*]. A vascular sarcoma

hemanthine (*hem-an'-thin*) [*hema-*; ἄνθος, a flower]. An alkaloid from *Hemanthus coccineus;* it is poisonous, with the general properties of atropine.

Hemanthus (*hem-an'-thus*) [*hema-*; ἄνθος, flower]. A genus of amaryllidaceous plants; blood-flower. **H. coccineus,** of S. Africa, affords an arrow-poison, with the general properties of atropine. The plant is a diuretic and cardiant. It affords hemanthine.

hemanutrid (*hem-an-ū'-trid*). A liquid preparation of hemoglobin, 70%; glycerol, 20%; brandy, 10%.

hemapheic (*hem-af-e'-ik*). Pertaining to hemaphein.

hemaphein (*hem-af-e'-in*) [*hema-*; φαιός, dusky]. A brown coloring-matter from blood, regarded as a decomposition-product of hematin.

hemapheism, hæmaphæism (*hem-af'-e-izm*) [*hema-*; φαιός, dusky]. The passage of reddish-amber colored urine, combined with hepatic disorder.

hemaphobia (*hem-af-o'-be-ah*). See *hematophobia.*

hemapoiesis (*hem-ap-oi-e'-sis*). See *hematopoiesis.*

hemapoietic (*hem-ap-oi-et'-ik*). See *hematopoietic.*

hemapophysis (*hem-ap-off'-is-is*) [*hema-*; ἀποφύειν, to put forth]. That part of an ideal or perfect vertebra which forms the antero-lateral part of the hemal arch. In man, all the hemapophyses are either cartilaginous or detached.

hemarthrosis (*hem-ar-thro'-sis*) [*hema-*; ἄρθρον, a joint]. Effusion of blood into a joint.

hemastatic (*hem-as-tat'-ik*). See *hemostatic.*

hemastatics (*hem-as-tat'-iks*) [*hema-*; στατικός, standing]. That branch of physiology treating of the laws of the equilibrium of the blood.

hemasthenosis (*hem-as-then-o'-sis*) [*hema-*; ἀσθένεια, weakness]. A weakening or deterioration of the blood.

hemataboly (*hem-at-ab'-o-le*) [*hema-*; *metabolism*]. The metabolism of the blood.

hematachometer (*hem-at-ak-om'-et-er*). See *hemotachometer.*

hematalloscopy (*hem-at-al-os'-ko-pe*) [*hema-*; ἄλλος, other; σκοπεῖν, to examine]. In medical jurisprudence the examination of the blood to distinguish one kind from another.

hematangionosus (*hem-at-an-je-on'-o-sus*) [*hema-*; ἀγγεῖον, vessel; νόσος, disease]. Disease of blood-vessels.

hematapostasis (*hem-at-ap-os'-tas-is*) [*hema-*; ἀπόστασις, a standing away from]. Unequal distribution or pressure of blood, with congestion or effusion in some part of the body.

hematapostema (*hem-at-ap-os-te'-mah*) [*hema-*; ἀπόστημα, abscess: *pl., hemapostemata*]. An abscess containing extravasated blood.

hematedema (*hem-at-e-de'-mah*) [*hema-*; οἴδημα, a swelling]. Swelling due to the effusion of blood.

hematein (*hem-at'-e-in*) [αἷμα, blood], $C_{16}H_{12}O_6$. A crystalline principle derived from, and reconvertible into, hematoxylin. **h.-ammonium** $C_{32}H_{30}O_6.NH_4 + 4H_2O$, a violet-black granular powder, purple in aqueous solution, brown-red in alcoholic solution, used as a stain.

hemateleum (*hem-at-el'-e-um*) [*hema-*; ἔλαιον, oil]. A yellow or brownish oily fluid obtained by the dry distillation of blood.

hematemesis (*hem-at-em'-es-is*) [*hema-*; *emesis*]. The vomiting of blood.

hematencephalon (*hem-at-en-sef'-al-on*) [*hema-*; ἐγκέφαλος, brain]. A hemorrhage or bleeding within the brain; cerebral apoplexy.

hematherapy (*hem-ah-ther'-ap-e*) [*hema-*; θεραπεία, therapy] 1. The therapeutic use of prepared arterial blood of bullocks. 2. Treatment applied to diseases of the blood.

hemathermal (*hem-ath-er'-mal*). Hemathermous.

hemathermous (*hem-ath-er'-mus*) [*hema-*; θερμός, hot]. Having warm blood.

hemathorax (*hem-ah-tho'-raks*). See *hemothorax.*

hematic (*hem-at'-ik*) [*hema-*]. Pertaining to, full of, or having the color of, blood. Also, a blood-tonic.

hematicum (*hem-at'-ik-um*). A clear hydro-alcoholic liquid containing various compounds of iron.

hematid (*hem'-at-id*). A red blood corpuscle.

hematidrosis (*hem-at-id-ro'-sis*) [*hema-*; ἵδρως, sweat]. A sweating of blood.

hematimeter (*hem-at-im'-et-er*) [*hema-*; μέτρον, a measure]. An instrument for counting the corpuscles in a given volume of blood.

hematimetry (*hem-at-im'-et-re*) [*hema-*; μέτρον, measure]. The estimation of the number or proportion of the blood-corpuscles, as by the hemocytometer or hematimeter.

hematin (*hem'-at-in*) [αἷμα, blood], $C_{34}H_{33}N_4FeO_6$. A decomposition-product of hemoglobin. It is bluish-black, amorphous, contains iron, and is soluble in dilute alkalies and acids, insoluble in water, in alcohol, and in ether. **h.-albumin,** a fine brown-red, tasteless, odorless powder obtained by drying blood fibrin. Dose, in anemia, 1–2 teaspoonfuls 3 times daily. **h., reduced,** hemochromogen. **h., vegetable,** aspergillin.

hematinemia, hematinæmia (*hem-at-in-e'-me-ah*) [*hema-*; *anemia*]. The presence of hematin in the blood.

hematinic (*hem-at-in'-ik*) [*hematin*]. 1. Same as *hematic.* 2. Relating to hematin. 3. An agent which tends to increase the proportion of hematin or coloring-matter in the blood.

hematinometer (*hem-at-in-om'-et-er*). Same as *hemoglobinometer.*

hematinuria (*hem-at-in-ū'-re-ah*). Same as *hemoglobinuria.*

hematischesis (*hem-at-is'-kes-is*) [*hemato-*; ἰσχέσις, a checking]. Checking hemorrhage.

hematischetic (*hem-at-is-ket'-ik*). Checking hemorrhage, styptic.

hemato- (*hem-at-o-*) [αἷμα, blood]. A prefix signifying of or pertaining to the blood.

hematoaerometer. (*hem-at-o-a-e-rom'-et-ur*) [*hemato*; ἀήρ, air; μέτρον, measure]. An instrument for recording the pressure of the gases in the blood.

hematobious (*hem-at-o'-be-us*) [*hemato-*; βίος, life]. Living in the blood.

hematobium (*hem-at-o'-be-um*) [*hemato-*; βίος, life]. 1. A blood-corpuscle. 2. A blood-parasite, hematozoon.

hematoblast (*hem'-at-o-blast*) [*hemato-*; βλαστός, a germ]. A blood-plate; an immature red blood-corpuscle.

hematocatharsis (*hem-at-o-kath-ar'-sis*) [*hemato-*; κάθαρσις, a cleansing]. The process of expelling toxic substances from the blood.

hematocathartic (*hem-at-o-kath-ar'-tik*) [*hemato-*; καθαρτικός, cleansing]. 1. Purifying the blood. 2. Any remedy that purifies the blood.

hematocele (*hem'-at-o-sēl*) [*hemato-*; κήλη, a tumor]. A tumor formed by the extravasation and collection of blood in a part, especially in the tunica vaginalis testis or in the pelvic cavity (*pelvic hematocele*).

hematocelia (*hem-at-o-se'-le-ah*) [*hemato-*; κοιλία, a cavity]. An effusion of blood into the peritoneal cavity.

hematocephalus (*hem-at-o-sef'-al-us*) [*hemato-*; κεφαλή, head]. 1. An effusion of blood into the brain. 2. A monstrosity characterized by an effusion of blood into the cerebral hemispheres.

hematochezia (*hem-at-o-ke'-ze-ah*) [*hemato-*; χέζειν, to defecate]. The passage of bloody stools.

hematochlorin (*hem-at-o-klo'-rin*) [*hemato-*; χλωρός, green]. An amorphous green pigment contained in the marginal zone of the placenta.

hematochromatosis (*hem-at-o-kro-mat-o'-sis*). Hemochromatosis.

hematochrosis (*hem-at-o-kro'-sis*) [*hemato-*; χρῶσις, coloring, *pl.*, *hematochroses*]. 1. Any disease characterized by discoloration of the skin. 2. A discoloration of the skin.

hematochyluria (*hem-at-o-ki-lū'-re-ah*) [*hemato-*; χυλός, chyle; οὖρον, urine]. The presence of blood and chylous material in the urine.

hematocolpos (*hem-at-o-kol'-pos*) [*hemato-*; κόλπος, vagina]. A collection of blood within the vagina.

hematocrit (*hem'-at-o-krit*) [*hemato-*; κρίνειν, to separate; to judge]. An instrument for making volumetric estimation of the blood-corpuscles by separating, by centrifugal action, the corpuscles from the plasma.

hematocryal (*hem-at-ok'-re-al*) [*hemato-*; κρύος, cold]. In biology, of or pertaining to the cold-blooded invertebrates.

hematocrystallin (*hem-at-o-kris'-tal-in*). Same as *hemoglobin*.

hematocyanosis (*hem-at-o-si-an-o'-sis*). Synonym of *cyanosis*.

hematocyst (*hem'-at-o-sist*) [*hemato-*; κύστις, bladder]. 1. A cyst containing blood. 2. An effusion of blood into the bladder.

hematocyte (*hem'-at-o-sīt*) [*hemato-*; κύτος, cell]. A blood-corpuscle.

hematocytoblast (*hem-at-o-si'-to-blast*) [*hemato-*; κύτος, cell; βλάστος, germ]. Myeloblast.

hematocytolysis. See *hemocytolysis*.

hematocytometer (*hem-at-o-si-tom'-et-er*). See *hemocytometer*.

hematocytozoon (*hem-a-to-si-to-zo'-on*) [*hemato-*; κύτος, cell; ζῷον, animal]. A protozoan parasite inhabiting the red blood-corpuscles.

hematocyturia (*hem-at-o-si-tū'-re-ah*) [*hemato-*; κύτος, cell; οὖρον, urine]. The presence of blood-cells in the urine.

hematodes (*hem-at-ō'-dēz*) [αἱματώδης, bloody]. Bloody; gorged with or appearing like blood.

hematodiarrhea (*hem-at-o-di-ar-e'-ah*). Synonym of *dysentery*.

hematodynamics (*hem-at-o-di-nam'-iks*). See *hemadynamics*.

hematodynamometer (*hem-at-o-di-nam-om'-et-er*). See *hemadynamometer*.

hematodyscrasia (*hem-at-o-dis-kra'-se-ah*) [*hemato-*; δυσκρασία, bad temperament]. A diseased or dyscrasic state of the blood.

hematodystrophy (*hem-at-o-dis'-tro-fe*) [*hemato-*; δύς, difficult; τρόφη, nourishment]. Faulty condition of the blood, anemia or oligocythemia.

hematogaster (*hem-at-o-gas'-ter*) [*hemato-*; γαστήρ, stomach]. Extravasation of blood into the stomach.

hematogen (*hem-at'-o-jen*) [*hemato-*; γεννᾶν, to produce]. 1. A nucleoalbuminoid preparation of iron 0.3 %. 2. Defibrinated blood with minute percentage of creosote, containing 0.5 % of iron and mixed with glycerol and wine; used in anemia. Dose 1–2 tablespoonfuls. 3. A yellowish powder containing 7 % of iron or a liquid formed by adding ferric citrate and acetic acid to an alkaline solution of albumin. Dose of *liquid* 1–4 teaspoonfuls. 4. A decomposition-product of vitellin.

hematogenesis (*hem-at-o-jen'-es-is*) [*hemato-*; γεννᾶν, to produce]. The development of blood or blood-corpuscles.

hematogenic (*hem-at-o-jen'-ik*) [see *hematogenesis*]. Pertaining to the formation of blood.

hematogenous (*hem-at-oj'-en-us*) [see *hematogenesis*]. Derived from or having origin in, the blood.

hematoglobin (*hem-at-o-glo'-bin*). See *hemoglobin*.

hematoglobulin (*hem-at-o-glob'-ū-lin*). Same as *hemoglobin*.

hematogonia (*hem-at-o-gon'-e-ah*). Myelcblast.

hematography (*hem-at-og'-ra-fe*) [*hemato-*; γράφειν, to write]. A description of the blood; hematology.

hematohidrosis (*hem-at-o-hid-ro'-sis*). See *hematidrosis*

hematohiston (*hem-at-o-his'-ton*). See *globin*.

hematoid (*hem'-at-oid*) [*hemato-*; εἶδος, likeness] Resembling blood.

hematoidin (*hem-at-oi'-din*) [see *hematoid*], $C_{16}H_{18}NO_3$ An iron-free derivative of hemoglobin, occurring in old blood-clots as yellowish-brown rhombohedral crystals.

hematokolpos (*hem-at-o-kol'-pos*). See *hematocolpos*.

hematokrit (*hem'-at-o-krit*). See *hematocrit*.

hematol (*hem'-at-ol*). A sterilized hemoglobin mixed with glycerol and brandy.

hematolin (*hem-at'-o-lin*) [*hemato-*], $C_{68}H_{72}N_8O_7$. An iron-free derivative of hematin.

hematolith (*hem'-at-o-lith*). Hemolith.

hematologist (*hem-at-ol'-o-jist*) [see *hematology*]. One who makes a special study of the blood and is skilled in the technic of blood-examinations.

hematology (*hem-at-ol'-o-je*) [*hemato-*; λόγος, science]. The science of the blood, its nature, functions, and diseases.

hematolymphangioma (*hem-at-o-limf-an-je-o'-mah*) [*hemato-; lymph; ἀγγεῖον*, a vessel; *ὄμα*, a tumor]. A tumor involving blood-vessels and lymph-vessels.

hematolysis (*hem-at-ol'-is-is*) [*hemato-; λύσις*, a solution]. 1. Destruction or disorganization of the blood or of the corpuscles. 2. Diminished coagulability of the blood.

hematolytic (*hem-at-o-lit'-ik*) [see *hematolysis*]. Marked by or tending to blood-impoverishment. **h. serum.** See *serum*.

hematoma (*hem-at-o'-mah*) [*hemato-; ὄμα*, tumor]. A tumor or swelling containing blood. **hæmatoma auris,** insane ear; an effusion of blood or serum between the cartilage of the ear and its covering, occurring in various forms of insanity as the result of injuries or trophic changes. **h. of the dura mater,** an effusion of blood beneath the dura mater, forming membranous layers. **h., pelvic,** an effusion of blood into the cellular tissue of the pelvis. **h.s, valve-, of the newborn,** those due to imperfect development leading to the formation of clefts; they are not produced by hemorrhage and have no relation to the minute hemorrhages found beneath the pericardium and endocardium in cases of death from suffocation.

hematomancy, hematomantia (*hem'-at-o-man-se, hem-at-o-man'-she-ah*) [*hemato-; μαντεία*, divination]. The arriving at a diagnosis from examination of the blood.

hematomanometer (*hem-at-o-man-om'-et-er*) [*hemato-; manometer*]. Sphygmomanometer.

hematomatous (*hem-at-o'-mat-us*) [*hemato-; ὄμα*, a tumor]. Relating to or of the nature of a hematoma

hematomediastinum (*hem-at-o-me-de-as-ti'-num*) [*hemato-; mediastinum*, the mediastinum]. An effusion of blood into the mediastinal spaces.

hematometer (*hem-at-om'-et-er*). An instrument to estimate the properties or constituents of blood. See *hemodynamometer; hemoglobinometer*.

hematometra (*hem-at-o-me'-trah*) [*hemato-; μήτρα*, uterus]. An accumulation of blood within the uterine cavity.

hematometry (*hem-at-om'-et-re*) [*hemato-; μέτρον*, measure]. The estimation of the number and kind of corpuscles and the quantity of hemoglobin in the blood.

Hematomonas (*hem-at-om'-on-as*) [*hemato-; μονάς*, monad]. A genus of protozoan parasites inhabiting the blood.

hematomphalocele (*hem-at-om-fal'-o-sēl*) [*hemato-; ὀμφαλός*, navel; *κήλη*, hernia]. An umbilical hernia distended with blood.

hematomyces (*hem-at-om'-is-ēz*) [*hemato-; μύκης*, a fungus]. A bleeding variety of encephaloid cancer; medullary sarcoma. Syn., *fungus hæmatodes*.

hematomyelia (*hem-at-o-mi-e'-le-ah*) [*hemato-; μυελός*, marrow]. Hemorrhage into the spinal cord; an accumulation of blood in the central canal of the spinal cord.

hematomyelitis (*hem-at-o-mi-el-i'-tis*) [*hemato-; myelitis*]. An acute myelitis attended with an effusion of blood into the spinal cord.

hematomyelopore (*hem-at-o-mi'-el-o-por*) [*hemato-; μυελός*, marrow; *πόρος*, pore]. A cavity in the substance of the myelon due to hemorrhage.

hematoncus (*hem-at-ong'-kus*) [*hemato-; ὄγκος*, tumor]. Blood-tumor; hematoma.

hematonephrosis (*hem-at-o-nef-ro'-sis*) [*hemato-; νέφρος*, kidney]. Condition in which the pelvis of the kidney is distended with blood.

hematonic (*hem-at-on'-ik*). 1. A blood tonic. 2. A medicine which increases the hemoglobin percentage of the blood.

hematopathology (*hem-at-o-path-ol'-o-je*) [*hemato-; pathology*]. The science dealing with morbid states of the blood.

hematopathy (*hem-at-op'-ath-e*) [*hemato-; πάθος*, disease]. Any disease of the blood.

hematopedesis (*hem-at-o-ped-e'-sis*) [*hemato-; πήδησις*, a leaping]. Cutaneous hemorrhage; hematidrosis.

hematopericardium (*hem-at-o-per-ik-ar'-de-um*) [*hemato-; pericardium*]. An effusion of blood into the pericardium.

hematoperitoneum (*hem-at-o-per-it-on-e'-um*). Hemoperitoneum.

hematopexin (*hem-at-o-peks'-in*). See *hemopexin*.

hematopexis (*hem-at-o-pek'-sis*). Coagulation of the blood.

hematophage (*hem-'at-o-fāj*) [*hemato-; φαγεῖν*, to eat]. A phagocytic cell which destroys red blood corpuscles.

hematophagia (*hem-at-o-fa'-je-ah*) [*hemato-; φαγεῖν*, to eat]. 1. Feeding on blood. 2. The ingestion of blood as a therapeutic agent.

hematophagous (*hem-at-of'-ag-us*) [*hemato-; φαγεῖν*, to eat] Feeding on blood; blood-sucking.

hematophilia (*hem-at-o-fil'-e-ah*). See *hemophilia*,

hematophobia (*hem-at-o-fo'-be-ah*) [*hemato-; φόβος*, fear]. Morbid dread of the sight of blood.

hematophore (*hem'-at-o-for*) [*hemato-; φέρειν*, to bear]. An instrument used in transfusion of blood.

hematophthalmia (*hem-at-off-thal'-me-ah*). See *hemophthalmia*.

hematophyte (*hem'-at-o-fīt*) [*hemato-; φυτόν*, a plant]. A vegetable organism, such as a bacterium, living in the blood.

hematopinax (*hem-at-op'-in-aks*) [*hemato-; πίναξ*, tablet *pl., hematopinaces*]. A blood-plaque.

hematopisis (*hem-at-op'-is-is*) [*hemato-; πίνειν*, to drink]. 1. The drinking of blood 2. A morbid collection of blood in any cavity of the body.

hematoplanesis (*hem-at-o-plan-e'-sis*) [*hemato-; πλάνησις*, wandering]. See *hematoplania*.

hematoplania (*hem-at-o-pla'-ne-ah*) [*hemato-; πλάνη*, a wandering]. Vicarious or aberrant course or flow of the blood.

hematoplasma (*hem-at-o-plas'-mah*) [*hemato-; plasma*]. The plasma of the blood.

hematoplast (*hem'-at-o-plast*). Same as *hematoblast*.

hematoplastic (*hem-at-o-plas'-tik*) [*hemato-; πλαστικός*, plastic]. Blood-forming.

hematoplethora (*hem-at-o-pleth'-or-ah*). Synonym of *plethora*.

hematopneumothorax (*hem-at-o-nū-mo-thor'-aks*). See *pneumothorax*.

hematopoiesis (*hem-at-o-poi-e'-sis*) [*hemato-; ποίησις*, a making]. The formation of blood.

hematopoietic (*hem-at-o-poi-et'-ik*) [see *hematopoiesis*]. Relating to the processes of blood-making. **h. organs,** blood-making organs.

hematoporia (*hem-at-o-pōr'-e-ah*) [*hemato-; ἀπορία* defect]. Deficiency of blood; anemia.

hematoporphyrin (*hem-at-o-por'-fir-in*) [*hemato-; πορφύρα*, purple], $C_{68}H_{74}N_8O_{12}$. Iron-free hematin, a decomposition-product of hemoglobin occurring in the urine in conditions associated with destruction of red corpuscles. It is produced by dissolving hematin in concentrated sulphuric acid. **h., test for.** See *Garrod*.

hematoporphyrinuria (*hem-at-o-por-fir-in-ū'-re-ah*) [*hematoporphyrin*; οὖρον, urine]. The presence of hematoporphyrin in the urine.

hematoporphyroidin (*hem-at-o-por-fir-oid'-in*) [*hemato-*; πόρφυρος, purple]. A substance similar in origin and character to hematoporphyrin, but less soluble. Like hematoporphyrin, it is sometimes found in the urine.

hematoposia (*hem-at-o-po'-ze-ah*) [*hemato-*; πόσις, a drinking]. The drinking of blood.

hematopostema (*hem-at-o-pos'-tem-ah*) [*hemato-*; ἀπόστημα, abscess]. An abscess containing an effusion of blood.

hematoprecipitin (*hem-at-o-pre-sip'-it-in*). A precipitin specific for blood.

hematopsia (*hem-at-op'-se-ah*) [*hemato-*; ὤψ, eye]. An extravasation of blood in the subconjunctival tissues of the eye.

hematorrhachis, hematorachis (*hem-at-or'-ak-is*) [*hemato-*; ῥάχις, spine]. Hemorrhage within the vertebral canal.

hematorrhea (*hem-at-or-e'-ah*) [*hemato-*; ῥοία, a flow]. A copious flow or discharge of blood.

hematorrhosis (*hem-at-or-o'-sis*) [*hemato-*; ὀρός, serum]. Separation of the serum of the blood.

hematosac (*hem'-at-o-sak*) [*hemato-*; *saccus*, a bag]. A blood-cyst.

hematosalpinx (*hem-at-o-sal'-pinks*) [*hemato-*; σάλπιγξ, a trumpet]. A collection of blood in a Fallopian tube.

hematoscheocele (*hem-at-os'-ke-o-sēl*) [*hemato-*; ὄσχεον, scrotum; κήλη, tumor]. A hemorrhagic tumor or distention of the scrotum.

hematoscope (*hem'-at-o-skōp*) [*hemato-*; σκοπεῖν, to view]. An instrument used in the spectroscopic examination of the blood, by means of which the thickness of the layer of blood can be regulated.

hematoscopy (*hem-at-os'-ko-pe*) [see *hematoscope*]. Visual examination of the blood; examination of the blood by means of the hematoscope.

hematose (*hem'-at-ōs*) [*hemato-*]. Full of blood.

hematosepsis (*hem-at-o-sep'-sis*) [*hemato-*; σῆψις, putrefaction]. Septicemia.

hematosin (*hem-at'-o-sin*). See *hematin*.

hematosis (*hem-at-o'-sis*) [αἷμα, blood]. 1. The process of the formation of blood and the development of blood-corpuscles. 2. The arterilization of the blood

hematospectroscope (*hem-at-o-spek'-tro-skōp*) [*hemato-*; *spectroscope*]. A spectroscope adapted to the study of the blood.

hematospectroscopy (*hem-at-o-spek-tros'-ko-pe*) [*hemato-*; *spectrum*, an image; σκοπεῖν, to view]. The use of the hematospectroscope.

hematospermatocele (*hem-at-o-sper-mat'-o-sēl*) [*hemato-*; *spermatocele*]. A spermatocele containing blood.

hematospermia (*hem-at-o-sper'-me-ah*) [*hemato-*; σπέρμα, seed]. The discharge of bloody semen.

hematospongus (*hem-at-o-spun'-gus*) [*hemato-*; σπόγγος, sponge]. Medullary sarcoma.

hematostatic (*hem-at-o-stat'-ik*). See *hemostatic*.

hematosteon (*hem-at-os'-te-on*) [*hemato-*; ὀστέον, bone]. Bleeding in the medullary cavity of a bone.

hematotherapy (*hem-at-o-ther'-ap-e*) [*hemato-*; *therapy*]. The treatment of disease by means of blood or some preparation of blood.

hematothermal (*hem-at-o-thur'-mal*) [*hemato-*; θέρμη, heat]. Warm-blooded.

hematothoracic (*hem-at-o-thor-as'-ik*). Relating to hematothorax.

hematothorax (*hem-at-o-tho'-raks*). See *hemothorax*.

hematotic (*hem-at-ot'-ik*). Relating to hematosis.

hematotoxic (*hem-at-o-toks'-ik*) [*hemato-*; τόξικον, a poison]. Pertaining to a poisoned or impure state of the blood.

hematotrachelos (*hem-at-o-trak-e'-los*). [*hemato-*; τράχηλος, neck]. Accumulation of blood in the cervix uteri.

hematotympanum (*hem-at-o-tim'-pan-um*) [*hemato-*; τύμπανον, drum]. Bloody exudation in the drum-cavity.

hematoxic (*hem-at-oks'-ik*) [*hemato-*; τόξικον, a poison]. The same as *hematotoxic*.

hematoxin (*hem-at-oks'-in*) [*hemato-*; τόξικον, poison]. Any blood-poison or poisonous principle developed in the blood.

hematoxylin (*hem-at-oks'-il-in*) [*hemato-*; ξύλον, wood], $C_{16}H_{14}O_6$. The coloring-matter of logwood. It is a crystalline substance and is used as a stain in microscopy.

hematoxylon (*hem-at-oks'-il-on*) [see *hematoxylin*]. Logwood. The *hæmatoxylon* of the U. S. P. is the heart-wood of *Hæmatoxylon campechianum*; it contains tannic acid and a coloring principle, *hematoxylin*, and is a mild astringent. **h., decoction of** (*decoctum hæmatoxyli*, B. P.). Dose 1–2 oz. (32–64 Cc.). **h., extract of** (*extractum hæmatoxyli*, U. S. P.). Dose 5–20 gr. (0.32–1.3 Gm.).

hematozemia (*hem-at-o-ze'-me-ah*) [*hemato-*; ζημία, a loss]. A gradual or periodic discharge of blood.

hematozoic (*hem-at-o-zo'-ik*) [*hemato-*; ζῷον, an animal]. Pertaining to a hematozoon.

hematozoon (*hem-at-o-zo'-on*) [*hemato-*; ζῷον, animal; pl., *hematozoa*] Any animal parasite in the blood. **Hæmatozoon malariæ**, a hyaline ameboid body found in the blood of malarial patients.

hematozymosis (*hem-at-o-zi-mo'-sis*) [*hemato-*; ξύμωσις, fermentation]. Fermentation of the blood

hematozymotic (*hem-at-o-zi-mot'-ik*) [*hemato-*; ζύμη, leaven]. Relating to a blood-ferment, or to fermentation in the blood of a living organism.

hematropin (*hem-at'-ro-pin*). Phenylglycolyltropein; a fluid preparation of hemoglobin.

hematuresis (*hem-at-ū-re'-sis*) [see *hematuria*]. The passage of bloody urine.

hematuria (*hem-at-ū'-re-ah*) [*hemato-*; οὖρον, urine]. The discharge of urine containing blood When only the coloring-matter of the blood is found in the urine, it is termed hemoglobinuria or hematinuria. **hæmaturia ægyptica**. See *h., endemic*. **h., chylous**, hematochyluria. **h., endemic**, a form occurring in tropical countries due to parasites peculiar to the particular locality. **h., false**, red urine, due to the ingestion of food or drugs containing red pigments.

hema-urochrome reaction (*hem-ah-ū'-ro-krōm*) [αἷμα, blood; οὖρον, urine; χρῶμα, color]. A substance found in the blood in carcinoma, sarcoma, malaria, anemias, and other diseases; supposed to be derived from hematin and to be due to the destruction of red blood corpuscles.

hemautogram (*hem-aw'-to-gram*) [*hemato-*; αὐτός, self; γράμμα, a tracing]. The tracing made in hemautography.

hemautograph (*hem-aw'-to-graf*). Same as *hemautogram*.

hemautography (*hem-aw-tog'-ra-fe*) [αἷμα, blood; αὐτός, self; γράφειν, to write]. The tracing made by a jet of blood from a divided artery caught upon paper drawn in front of it.

hemelytrometra (*hem-el-it-ro-me'-trah*) [αἷμα, blood; ἔλυτρον, a sheath; μήτρα, uterus]. An accumulation of blood in the uterus and vagina. **h. lateralis**, a collection of menstrual blood in the rudimentary half of a double vagina.

hemendothelioma (*hem-en-do-the-le-o'-mah*) [αἷμα, blood; *endothelioma*]. An endothelioma caused by proliferation of the endothelium of the blood-vessels.

hemeralopia (*hem-er-al-o'-pe-ah*) [ἡμέρα, day; ὤψ, eye]. Day-vision or night-blindness; a symptom of pigmentary degeneration of the retina, failure of general nutrition, etc. Vision is good by day or in a strong light, but fails at night. See *nyctalopia*.

hemeraphonia (*hem-er-af-o'-ne-ah*) [ἡμέρα, day; ἀ, priv.; φωνή, voice]. Loss of voice during the day, with return of the power of phonation at night.

hemerithrogen (*hem-er-ith'-ro-jen*). The chromogen of hemerythrin.

hemeropathia (*hem-er-o-path'-e-ah*) [ἡμέρα, day; πάθος, disease]. 1. Any disease lasting but one day 2. A disease that is more severe during the day.

hemerythrin (*hem-er'-ith-rin*) [αἷμα, blood; ἐρυθρός, red]. The pigment found by Krukenberg in the blood of *Sipunculus nudus*.

hemesia (*hem-e'-ze-ah*). Trade name of a local anesthetic, composed of quinine and urea hydrochloride.

hemi- (*hem'-e*) [ἡμι-, half]. A prefix signifying half.

hemiablepsia (*hem-e-ab-lep'-se-ah*) [*hemi-*; ἀβλεψία, blindness]. See *hemianopsia*.

hemiacephalia (*hem-e-ah-sef-a'-le-ah*) [*hemi-*; ἀ, priv.; κεφαλή, head]. A monstrosity having a shapeless tumor representing the head, in which portions of the encephalon are contained. Syn, *acephalsa spuria; hypacephalsa*.

hemiacephalus (*hem-e-ah-sef'-al-us*) [*hemi-*; ἀ, priv.; κεφαλή, head]. A variety of omphalositic monsters of the species *paracephalus*. It is the lowest grade of development in paracephalus, closely approaching true acephalus.

hemiachromatopsia (*hem-e-ah-kro-mat-op'-se-ah*) [*hemi-*; ἀ, priv.; χρῶμα, color; ὄψις, vision]. Color-blindness in one-half of the field of vision.

hemiageusia (*hem-e-ah-gū'-se-ah*) [*hemi-*; ἀ, priv.; γεύσις, taste]. One-sided loss or diminution of the sense of taste.

hemialbumin (*hem-e-al'-bū-min*). See *antialbumin*.

hemialbuminose (*hem-e-al-bū'-min-ōs*). The same as *hemialbumose*.

hemialbumose (*hem-e-al'-bū-mōs*) [*hemi-*; *albumen*, the white of egg]. The most characteristic and most frequently obtained by-product of proteid digestion. It is the forerunner of hemipeptone.

hemialbumosuria (*hem-e-al-bū-mos-ū'-re-ah*). The presence of hemialbumose in the urine; propeptonuria.

hemialgia (*hem-e-al'-je-ah*) [*hemi-*; ἄλγος, pain]. Unilateral neuralgia.

hemiamaurosis (*hem-e-am-aw-ro'-sis*) [*hemi-*; *amaurosis*]. A form of transitory blindness in which hemianopia is combined with amblyopia in the other half of the visual field.

hemiamblyopia (*hem-e-am-ble-o'-pe-ah*). See *hemianopsia*.

hemianacusia (*hem-e-an-ak-oo'-se-ah*) [*hemi-*; ἀν, priv.; ἀκούειν, to hear]. Deafness in one ear.

hemianalgesia (*hem-e-an-al-je'-se-ah*) [*hemi-*; ἀν, priv.; ἄλγος, pain]. Insensibility to pain throughout one lateral half of the body and limbs.

hemianasarca (*hem-e-an-as-ar'-kah*) [*hemi-*; ἀνά, through; σάρξ, flesh]. Edema of one-half of the body.

hemianesthesia (*hem-e-an-es-the'-ze-ah*) [*hemi-*; ἀναισθησία, want of feeling]. Anesthesia of one lateral half of the body. **h., alternate**, that affecting one side of the head and the opposite side of the body. **h., bulbar**, that due to disease of the oblongata. **h., cerebral**, that due to lesion in one of the cerebral hemispheres in the part of the capsula between the thalamus and dorsal part of the lenticula. **h., crossed.** 1. That associated with motor paralysis of the opposite half of the body. 2. See *h., alternate*. **h., functional**, that due to functional causes rather than to cerebral or spinal lesion. **h., hysterical**, tactile and thermal hemianesthesia coming on gradually or suddenly and of variable duration in hysterical subjects. **h., organic**, that due to lesion in the central nervous system. **h., saturnine**, that due to lead-poisoning. **h., Türck's**, anesthesia affecting the functions of the posterior spinal roots of one side, at times also those of the nerves of special sense It is caused by lesions of the posterior portion of the capsula and the contiguous region of the corona radiata.

hemianopsia, hemianopia (*hem-e-an-op'-se-ah, hem-e-an-o'-pe-ah*) [*hemi-*; ἀν, priv.; ὄψις, sight]. Blindness in one-half of the visual field. It may be bilateral (*binocular*) or unilateral (*unilocular*). **h., binasal**, blindness on the nasal side of the visual field, usually due to disease of the outer sides of the optic commissure. **h., bitemporal**, blindness on the temporal side of the visual field, due to disease of the central parts of the commissure. **h., crossed, h., heteronomous**, a general term for either binasal or bitemporal hemianopia. **h., homonomous**, the form affecting the inner half of one field and the outer half of the other. **h., lateral, h. lateralis**, a form in which the temporal half of one visual field and the nasal half of the other visual field are wanting; a vertical line through the center of vision sharply defining the defect. **h., vertical.** See *h., lateral*.

hemianoptic (*hem-e-an-op'-tik*) [*hemi-*; ἀν, priv.; ὄψις, sight]. Affected with hemianopsia.

hemianosmia (*hem-e-an-ōz'-me-ah*) [*hemi-*; *anosmia*]. Loss of smell in one nostril.

hemiarthrosis (*hem-e-ar-thro'-sis*) [*hemi-*; ἀρθρωσις, a joining]. A false synchondrosis.

hemiasynergia (*hem-e-as-in-ur'-je-ah*) [*hemi-*; ἀ, priv.; σῦν, with; ἔργον, work]. Asynergia affecting only one side of the body.

hemiataxia (*hem-e-at-aks'-e-ah*) [*hemi-*; ἀ, priv.; τάξις, order]. Ataxia limited to one side of the body.

hemiathetosis (*hem-e-ath-et-o'-sis*) [*hemi-*; ἄθετος, without fixed position]. Athetosis of one side of the body.

hemiatonia (*hem-e-at-o'-ne-ah*) [*hemi-*; ἀτονία, want of tone]. Diminution or loss of muscular or vital energy in one-half of the body. **h. apoplectica**, hemihypertonia postapoplectica.

hemiatrophy (*hem-e-at'-ro-fe*) [*hemi-*; ἀτροφία, lack of nourishment]. Atrophy confined to one side of the body.

hemiazygous (*hem-e-az'-ig-us*) [*hemi-*; ἄζυγος, unpaired]. Partially paired; imperfectly azygous. **h. veins.** See *vein*.

hemiballism (*hem-e-bal'-izm*) [*hemi-*; βαλλισμός, a leaping]. Chorea involving only one side of the body.

hemibranchiate (*hem-e-brang'-ke-āt*) [*hemi-*; βράγχια, gills]. In biology, having an incomplete branchial apparatus.

hemic (*he'-mik*) [αἷμα, blood]. Pertaining to or developed by the blood. **h. calculus**, a concretion of coagulated blood. **h. murmur**, a murmur due to anemia.

hemicanities (*hem-e-kan-ish'-e-ēz*) [*hemi-*; *canities*]. Canities on one side only.

hemicardia (*hem-e-kar'-de-ah*) [*hemi-*; καρδία, heart]. Half of a four-chambered heart.

hemicatalepsy (*hem-e-kat'-al-ep-se*) [*hemi-*; *catalepsy*]. Catalepsy affecting only one lateral half of the subject.

hemicellulose (*hem-e-sel'-ū-lōs*) [*hemi-*; *cellula*, a little cell]. A term for all the carbohydrates in the cell-wall which are not colored blue by chlorzinc iodide.

hemicentrum (*hem-e-sen'-trum*) [*hemi-*; *centrum*]. Either one of the two lateral elements of the centrum of a vertebra.

hemicephalia (*hem-e-sef-a'-le-ah*). Synonym of *hemicrania*.

hemicephalus (*hem-e-sef'-a-lus*) [*hemi-*; κεφαλή, head]. A monster in which the cerebral hemispheres and skull are lacking.

hemicerebrum (*hem-e-ser-e'-brum*) [*hemi-*; *cerebrum*]. A cerebral hemisphere.

hemichorea (*hem-e-ko-re'-ah*) [*hemi-*; χορεία, chorea]. A form of chorea in which the convulsive movements are confined to one side of the body.

hemichromanopsia (*hem-e-kro-man-op'-se-ah*). See *hemiachromatopsia*.

hemichromatopsia (*hem-e-kro-mat-op'-se-ah*). Hemiachromatopsia.

hemichromosome (*hem-e-kro'-mo-sōm*) [*hemi-*; *chromosome*]. The body formed by the longitudinal splitting of the chromosome.

hemicolectomy (*hem-e-ko-lek'-to-me*) [*hemi-*; *colon*; ἐκτόμη, excision]. Excision of a part of the colon.

hemicollin (*hem-e-kol'-in*) [*hemi-*; κόλλα, glue]. A peptone-like substance derived from collagen.

hemicrania (*hem-e-kra'-ne-ah*) [*hemi-*; κρανίον, head]. 1. Neuralgia of one-half of the head; migraine. 2. Imperfect development or absence of the anterior or posterior part of the skull.

hemicranic (*hem-e-kra'-nik*) [*hemi-*; κρανίον, skull]. Pertaining to half the skull. **h. equivalents**, a name given to isolated symptoms—flitting scotomata, vomiting, vaso-motor disturbances, etc.—in cases of aborted migraine.

hemicraniectomy (*hem-e-kra-ne-ek'-to-me*) [*hemi-*; *craniectomy*]. Doyen's operation of sectioning the cranial vault near the mesial line, from before backward, and pressing the entire side outward to expose one-half of the brain.

hemicranin (*hem-e-kra'-nin*). A proprietary remedy for neuralgia said to consist of phenacetin, 5 parts; caffeine, 1 part; citric acid, 1 part. Dose, 5–15 gr.

hemicraniosis (*hem-e-kra-ne-o'-sis*) [*hemi-*; κρανίον, head]. Enlargement of one half of the cranium or face.

hemicyclic (*hem-e-si'-klik*) [*hemi-*; κύκλος, a circle]. In biology, having certain of the floral organs arranged in whorls, and others in a spiral.

hemidesmus (*hem-e-dez'-mus*) [*hemi-*; δεσμός, a band]. Indian sarsaparilla. The dried root of *H. indicus*, imported from India. It is a tonic, alterative, diaphoretic, and diuretic.

hemidiaphoresis (*hem-e-di-af-or-e'-sis*) [*hemi-*; διαφόρησις, sweating]. Sweating of one lateral half of the body.

hemidrosis (*hem-id-ro'-sis*). See *hematidrosis*.

hemidysesthesia (*hem-e-dis-es-the'-ze-ah*) [*hemi-*; δυς-, difficult; αἴσθησις, sensation]. Dysesthesia of a lateral half of the body.

hemidystrophia (*hem-e-dis-tro'-fe-ah*) [*hemi-*; δυς, ill; τροφή, nourishment]. The state of being imperfectly nourished.

hemielastin (*hem-e-e-las'-tin*). A product derived from elastin by digestion or hydrolysis.

hemiencephalon (*hem-e-en-sef'-al-on*) [*hemi-*; ἐγκέφαλος, brain]. Either lateral half of the brain.

hemiencephalus (*hem-e-en-sef'-al-us*) [*hemi-*; ἐγκέφαλος, brain]. A monster without organs of sense, but having otherwise a nearly normal brain.

hemiepilepsy (*hem-e-ep'-il-ep-se*) [*hemi-*; ἐπιλῆψία, epilepsy]. A form of epilepsy in which the convulsions are confined to one lateral half of the body.

hemifacial (*hem-e-fa'-shal*). Pertaining to one lateral half of the face.

hemifornix (*hem-e-for'-niks*) [*hemi-*; *fornix*, an arch, vault]. A name used to designate the irregular, elongated portion of either paracelian floor, composed of hippocamp, fimbria, and fornicolumn.

hemigastrectomy (*hem-e-gas-trek'-to-me*). 1 Partial gastrectomy. 2. Removal of the pyloric end of an hour-glass stomach.

hemiglossectomy (*hem-e-glos-ek'-to-me*) [*hemi-*; γλῶσσα, tongue; ἐκτόμη, excision]. Removal of one lateral half of the tongue.

hemiglossal (*hem-e-glos'-al*). Hemilingual.

hemiglossitis (*hem-e-glos-i'-tis*) [*hemi-*; γλῶσσα, tongue; ῖτις, inflammation]. Inflammation of one-half of the tongue.

hemihidrosis (*hem-e-hid-ro'-sis*) [*hemi-*; ἱδρώς, sweat]. The same as *hemidiaphoresis*.

hemihypalgesia (*hem-e-hi-pal-je'-se-ah*) [*hemi-*; *hypalgesia*]. Hypalgesia limited to one side of the body.

hemihyperesthesia (*hem-e-hi-per-es-the'-ze-ah*) [*hemi-*; ὑπέρ, over, αἴσθησις, sensation]. Hyperesthesia confined to one lateral half of the body.

hemihyperidrosis (*hem-e-hi-per-id-ro'-sis*) [*hemi-*; *hyperhidrosis*]. Excessive sweating on one side of the body only.

hemihypertonia (*hem-e-hi-per-to'-ne-ah*) [*hemi-*; *hypertonia*]. Increased muscular tonicity confined to one-half of the body. **h. postapoplectica**, an intermittent tonic spasm distributed over one-half of the body, affecting at times different groups of muscles without loss of power in the muscles affected.

hemihypertrophy (*hem-e-hi-per'-tro-fe*) [*hemi-*; *hypertrophy*]. Hypertrophy of half of the body.

hemihypesthesia (*hem-e-hi-pes-the'-ze-ah*) [*hemi-*; ὑπό, under; αἴσθησις, perception]. Impairment of sensibility in one lateral half of the body.

hemihypoesthesia (*hem-e-hi-po-es-the'-ze-ah*). Hemihypesthesia.

hemihypogeusia (*hem-e-hi-po-gu'-se-ah*). See *hemiageusia*.

hemihypothermia (*hem-e-hi-po-ther'-me-ah*) [*hemi-*; ὑπό, under; θέρμη, heat]. Diminution of the temperature limited to one side of the body.

hemihypotonia (*hem-e-hi-po-to'-ne-ah*) [*hemi-*; ὑπό, under; τόνος, tone]. Partial loss of tonicity of one side of the body.

hemilaminectomy (*hem-e-lam-in-ek'-to-me*) [*hemi-; lamina; ἐκτομη*, excision]. Laminectomy in which the laminæ of only one side are removed.

hemilaryngectomy (*hem-e-lar-in-jek'-to-me*) [*hemi-; larynx; ἐκτομή*, excision]. Extirpation of one lateral half of the larynx.

hemilateral (*hem-e-lat'-er-al*). Pertaining to one lateral half.

hemilesion (*hem-e-le'-zhun*). [*hemi-; lesion*]. A lesion on one side of the body only.

hemilethargy (*hem-e-leth'-ar-je*) [*hemi-; lethargy*]. A state of partial lethargy.

hemilingual (*hem-e-ling'-wal*) [*hemi-; lingua*, tongue]. Pertaining to one lateral half of the tongue.

hemilytic (*hem-e-lit'-ik*) [*hemi-; λύσις*, a loosening]. Relating to a condition of retarded change.

hemimelus (*hem-im'-el-us*) [*hemi-; μέλος*, a limb]. A monster with incomplete or stunted extremities.

hemimetaboly (*hem-e-met-ab'-o-le*) [*hemi-; μεταβολή*, transformation]. In biology, incomplete or imperfect metamorphosis; hemimetamorphosis.

hemimetamorphosis (*hem-e-met-am-or'-fo-sis*) [*hemi-; μεταμόρφωσις*, transformation]. In biology, incomplete metamorphosis; hemimetaboly.

hemimyasthenia (*hem-e-mi-as-the'-ne-ah*) [*hemi-; μῦς*, muscle; *ἀσθενεία*, weakness]. Myasthenia of one lateral half of the body.

hemimyoclonus (*hem-e-mi-ok'-lo-nus*) [*hemi-; μῦς*, muscle; *κλόνος*, commotion]. Clonic spasm of the muscles of one lateral half of the body.

hemin (*hem'-in*) [*αἷμα*, blood], $C_{32}H_{30}N_4FeO_3.HCl$ Crystalline hematin chloride, of which Teichmann's crystals, doubly refractive crystals derived from blood by heating a drop of blood on a glass slide with a little glacial acetic acid, are composed. **h., test for.** See *Teichmann*.

hemineurasthenia (*hem-e-nū-ras-the'-ne-ah*) [*hemi-; νεῦρον*, a nerve; *ἀσθενεία*, weakness]. Neurasthenia affecting one lateral half of the body

hemiopalgia (*hem-e-op-al'-je-ah*) [*hemi-; ὤψ*, eye; *ἄλγος*, pain]. Hemicrania with pain in one eye.

hemiopia (*hem-e-o'-pe-ah*). See *hemianopsia*.

hemiopic (*hem-e-o'-pik*). Pertaining to hemianopsia. **h. pupillary reaction,** Wernicke's reaction.

hemipagus (*hem-ip'-ag-us*) [*hemi-; πηγνύναι*, to unite]. A monomphalic monstrosity united at the thorax, and with a common mouth.

hemiparaanesthesia (*hem-e-par-ah-an-es-the'-ze-ah*) [*hemi-; paraanesthesia*]. Paraanesthesia limited to one side of the body and due to destructive lesion of the lateral half of the spinal cord.

hemiparaplegia (*hem-e-par-ap-le'-je-ah*) [*hemi-; παραπληγία*, paralysis of the limbs]. Paralysis of a lower limb on one side only.

hemiparesis (*hem-e-par'-es-is*) [*hemi-; πάρεσις*, impairment of strength]. Paresis of one side of the body.

hemiparesthesia (*hem-e-par-es-the'-ze-ah*) [*hemi-; παρά*, beside; *αἴσθησις*, sensation]. Numbness or paresthesia of one lateral half of the body.

hemiparetic (*hem-e-par-et'-ik*) [*hemi-; πάρεσις*, impairment of strength]. Affected with hemiparesis.

hemipeptone (*hem-e-pep'-tōn*). See *peptone*.

hemiphalacrosis (*hem-e-fal-ak-ro'-sis*) [*hemi-; φαλάκρωσις*, baldness]. Baldness affecting one lateral half of the head.

hemiphonia (*hem-e-fo'-ne-ah*) [*hemi-; φωνή*' voice]. Speech having the characteristics of half-voice, half whisper; used by patients in great weakness and exhaustion.

hemiplectic (*hem-e-plek'-tik*). Same as *hemiplegic*.

hemiplegia (*hem-e-ple'-je-ah*) [*hemi-; πληγή*, stroke]. Paralysis of one side of the body, due usually to a lesion in the internal capsule or corpus striatum, but at times caused by an extensive lesion of the cortex, or a lesion of the crus, pons, medulla, or upper part of the spinal cord. If in the brain, the lesion is on the side opposite to the paralysis. **h., alternate,** paralysis of the facial muscles upon one side, with paralysis of the trunk and extremities upon the opposite side of the body. **h., bilateral spastic.** See *paraplegia, infantile spasmodic*. **h., cerebral,** the ordinary form first described. **h., choreic,** that followed by chorea, especially in young adults. **h., crossed.** Same as *h., alternate*. **h., facial,** motor paralysis of one side of the face. **h., homolateral,** uncrossed hemiplegia. **h., spastic,** a form occurring in infants, in which the affected extremities are spastically contracted. **h., spinal.** See *Brown-Séquard's paralysis*.

hemiplegiac (*hem-e-ple'-je-ak*). An individual affected with hemiplegia.

hemiplegic (*hem-e-plej'-ik*). Relating to or affected with hemiplegia; hemiplectic.

hemiprosoplegia (*hem-e-pro-so-ple'-je-ah*) [*hemi-; πρόσωπον*, face; *πληγή*, stroke]. Paralysis of one side of the face.

Hemiptera (*hem-ip'-ter-ah*) [*hemi-; πτέρον*, wing]. An order of insects, commonly known as "bugs," and characterized by a jointed, suctorial proboscis.

hemirheumatism (*hem-e-ru'-mat-izm*) [*hemi-; rheumatism*]. Rheumatism confined to one lateral half of the body.

hemiscotosis (*hem-e-skot-o'-sis*) [*hemi-; σκότωμα*, darkness]. A dark spot in the visual field of one eye only.

hemisection (*hem-e-sek'-shun*) [*hemi-; sectio*, a cutting]. Bisection; chiefly applied to division into two lateral halves. See *medisection*.

hemiseptum (*hem-e-sep'-tum*) [*hemi-; septum*, a partition]. The lateral half of a septum, as of the heart; the lateral half of the septum lucidum.

hemisine (*hem'-e-sin*). Trade name of an active principle of suprarenal gland.

hemisomus (*hem-e-so'-mus*) [*hemi-; σῶμα*, body]. A monster with one side of the body imperfectly developed.

hemispasm (*hem'-e-spazm*) [*hemi-; σπασμός*, a spasm]. A spasm affecting only one side of the body.

hemisphere (*hem'-is-fēr*) [*hemi-; σφαῖρα*, a sphere]. Half a sphere. **h., cerebellar,** either lateral half of the cerebellum. **h., cerebral,** either lateral half of the cerebrum.

hemistrumectomy (*hem-e-stru-mek'-to-me*) [*hemi-; struma; ἐκτομη*, excision]. Excision of half of a struma or goiter.

hemisystole (*hem-e-sis'-to-le*) [*hemi-; συστολή*, a contraction]. A peculiar kind of irregular action of the heart-muscle, in which, with every two beats of the heart, only one beat of the pulse is felt.

hemiterata (*hem-e-ter'-at-ah*) [*hemi-; τέρας*, a monster]. A class of malformations not grave enough to be called monstrous.

hemiteratic (*hem-e-ter-at'-ik*). Pertaining to hemiterata.

hemithermoanesthesia (*hem-e-ther-mo-an-es-the'-ze-ah*) [*hemi-*; θέρμη, heat; *anesthesia*]. Insensibility to heat and cold limited to one side of the body.

hemitis (*hem-i'-tis*) [*hemi-*; ιτις, inflammation]. A blood condition associated with inflammation.

hemitomias (*hem-e-to'-me-as*) [*hemi-*; τομίας, one who has been castrated]. A man who has been deprived of one testis.

hemitonia (*hem-e-to'-ne-ah*) [*hemi-*; τόνος, tension]. One-sided tonic muscle-contraction in brain disease.

hemitoxin (*hem-e-toks'-in*) [*hemi-*; *toxin*]. A toxin deprived of half of its original toxicity.

hemitremor (*hem-e-tre'-mor*). A tremor of muscles on one side of the body only.

hemlock (*hem'-lok*). 1. See *conium*. 2. A tree of the genus *Tsuga*.

hemo-, hæmo- (*hem-o-*) [αἷμα, blood]. A prefix signifying of or pertaining to the blood.

hemoagglutination (*hem-o-ag-glu-tin-a'-shun*). The clumping of red blood-corpuscles. Cf. *hemato-agglutinin*.

hemoalkalimeter (*hem-o-al-kal-im'-et-er*) [*hemo-*; *alkaline*; μέτρον, measure]. An apparatus for estimating the degree of alkalinity of the blood.

hemobilinuria (*hem-o-bil-in-u'-re-ah*) [*hemo-*; *bilis*, bile; οὖρον, urine]. The presence of urobilin in the blood.

hemoblast (*hem'-o-blast*). See *hematoblast*.

hemoblastosis (*hem-o-blas-to'-sis*). The changes occurring in the hematopoietic tissues and in the blood cells in the leukemias

hemocatatonistic (*hem-o-kat-at-on-is'-tik*) [*hemo-*; κατά, down; τόνος, tension]. Tending to diminish the cohesion between the hemoglobin and the red blood-corpuscles.

hemocelom (*hem-o-se'-lom*) [*hemo-*; κοιλία, a cavity]. A blood-cyst.

hemochromatosis (*hem-o-kro-mat-o'-sis*) [*hemo-*; χρῶμα, color]. Discoloration of the tissues, particularly the skin, by deposition of a pigment from the blood.

hemochromogen (*hem-o-kro'-mo-jen*) [*hemo-*; χρῶμα, color; γεννᾶν, to produce]. 1. Hemoglobin. 2. A hypothetic substance formed by the decomposition of hemoglobin with acids or alkalies in the absence of oxygen.

hemochromometer (*hem-o-kro-mom'-et-er*) [*hemo-*; χρῶμα, color; μέτρον, measure]. Colorimeter; an instrument for estimating the amount of oxyhemoglobin in the blood, by comparing a solution of the blood with a standard solution of picrocarminate of ammonium.

hemoclasia (*hem-o-kla'-ze-ah*). Hemoclasis, *q. v.*

hemoclasic crisis (*hem-o-kla'-sik*) [*hemo-*; κλάσις, destruction]. A marked leukopenia occurring in diabetes after the ingestion of glucose from 20 to 100 Gm. in amount; it comes on about half an hour after the sugar has been taken, and in about an hour or an hour and a half the leucocytes may be reduced to about one half of their previous number.

hemoclasis (*hem-ok'-las-is*) [*hemo-*; κλάσις, destruction]. Hemolysis; destruction of the erythrocytes.

hemoclastic (*hem-o-klas'-tik*). Hemolytic.

hemococcidium (*hem-o-koks-id'-e-um*). Same as *plasmodium*.

hemoconia. See *hemokonia*.

hemocryoscopy (*hem-o-kri-os'-ko-pe*). Cryoscopy applied to blood. See *cryoscopy*.

hemocrystallin (*hem-o-kris'-tal-in*). See *hemoglobin*.

hemocyanin (*hem-o-si'-an-in*) [*hemo-*; κύανος, blue]. A coloring-matter found in the blood of certain invertebrates. It contains copper, and gives to the blood a blue color.

hemocyte (*hem'-o-sit*). A blood-corpuscle.

hemocytogenesis (*hem-o-si-to-jen'-es-is*) [*hemo-*; κύτος, cell; γενέσις, origin]. The production of blood corpuscles.

hemocytolysis (*hem-o-si-tol'-is-is*) [*hemo-*; κύτος, a cell; λύειν, to unloose]. The dissolution of blood-corpuscles.

hemocytometer (*hem-o-si-tom'-et-er*) [*hemo-*; κύτος, a cell; μέτρον, a measure]. An instrument for estimating the number of blood corpuscles.

hemocytotripsis (*hem-o-si-to-trip'-sis*) [*hemo-*; κύτος, a cell; τρίβειν, to rub]. The breaking up of blood-corpuscles under strong pressure.

hemocytozoon (*hem-o-si-to-zo'-on*) [*hemo-*; κύτος, a cell; ζῷον, an animal]. The plasmodium of malaria.

hemodia (*hem-o'-de-ah*) [αἱμωδιᾶειν, to set the teeth on edge]. Excessive sensibility of the teeth; the "setting the teeth on edge."

hemodiagnosis (*hem-o-di-ag-no'-sis*) [*hemo-*; *diagnosis*] Diagnosis by means of examination of the blood.

hemodiapedesis (*hem-o-di-ap-ed-e'-sis*) [*hemo-*; διαπήδησις, an oozing through]. The transudation of blood through the skin.

hemodiarrhea (*hem-o-di-ar-e'-ah*). Dysentery.

hemodiastase (*hem-o-di'-as-tāz*) [*hemo-*; διάστασις, separation]. The amylolytic enzyme of the blood.

hemodromograph (*hem-o-dro'-mo-graf*). See *hemadromograph*.

hemodromometer (*hem-o-dro-mom'-et-er*). See *hemadromometer*.

hemodynamics (*hem-o-di-nam'-iks*). See *hemadynamics*.

hemodynamometer (*hem-o-di-nam-om'-et-er*). See *hemadynamometer*.

hemodystrophy (*hem-o-dis'-tro-fe*). Hematodystrophy.

hemoferrogen (*hem-o-fer'-o-jen*). A dry preparation of blood proposed as a remedy in anemic conditions.

hemoferrum (*hem-o-fer'-um*). 1. See *oxyhemoglobin*. 2. The iron in the hemoglobin.

hemofuscin (*hem-o-fus'-in*) [*hemo-*; *fuscus*, dark]. The yellowish-brown, iron-free pigment found in hemochromatosis.

hemogallol (*hem-o-gal'-ol*) [*hemo-*; *galla*, gallnut]. A proprietary substance occurring as a brownish-red powder, and formed by oxidizing the hemoglobin of the blood by pyrogallol. It is used in anemia in doses of gr. jss–vijss.

hemogastric (*hem-o-gas'-trik*) [*hemo-*; γαστήρ, stomach]. Pertaining to blood in the stomach.

hemogenesis(*hem-o-jen'-es-is*). See *hematogenesis*.

hemogenic (*hem-o-jen'-ik*). See *hematogenic*.

hemoglobic (*hem-o-glo'-bik*). Applied to cells containing or generating hemoglobin.

hemoglobin (*hem-o-glo'-bin*) [*hemo-*; *globus*, a ball]. The coloring-matter of the red corpuscles. It is a very complex body, containing iron; it crystallizes in rhombic plates or prisms, and is composed of *hematin* and *globulin*. It has a strong affinity for oxygen, and the greater part of the oxygen in the blood is in combination with it as *oxyhemoglobin*. When it gives up the oxygen to the tissues it becomes *reduced hemoglobin*. It is used in treatment of anemia in daily doses of 75–150 gr. (5–10 Gm.). **h., tests for.** See *Koberl, Tallqvist*.

hemoglobinemia (*hem-o-glo-bin-e'-me-ah*) [*hemoglobin; αἷμα*, blood]. A condition in which the hemoglobin is dissolved out of the red corpuscles, and is held in solution in the serum. The blood is "lake" colored.

hemoglobiniferous (*hem-o-glo-bin-if'-er-us*) [*hemoglobin; ferre*, to bear]. Yielding or carrying hemoglobin.

hemoglobinocholia (*hem-o-glo-bin-o-ko'-le-ah*) [*hemoglobin; χολή*, bile]. The presence of hemoglobin in the bile.

hemoglobinolysis (*hem-o-glo-bin-ol'-is-is*) [*hemoglobin; λύσις*, solution]. Destruction of hemoglobin.

hemoglobinometer (*hem-o-glo-bin-om'-et-er*) [*hemoglobin; μέτρον*, a measure]. An instrument for the quantitative estimation of hemoglobin in the blood. **h. Newcomer's,** one standardized spectrophotometrically. **h., Dare's,** an instrument consisting of a pipet and two glass plates by means of which the undiluted blood is arranged into a stratum of exact thickness. It is illuminated by direct light, and compared with glass color-scale which is shifted by means of an adjusting wheel. The percentage of hemoglobin is shown by an indicator. **h., Fleischl's,** in this a certain dilution of the blood is made, and its color then compared with that of different thicknesses of a sliding wedge of red glass. **h., Gowers',** in this the calculation is made by measuring the amount of dilution necessary to make the blood of the same shade as a standard solution of carmine in gelatin.



DARE'S HEMOGLOBINOMETER.

R, milled wheel; S, case inclosing the color disc; T, movable wing, which is swung outward; U, telescoping camera; V, aperture admitting light: W, capillary blood pipette; Y, detachable candle holder; Z, slot through which the percentage of hemoglobin is read.



NEWCOMER'S HEMOGLOBINOMETER.

hemoglobinopepsia (*hem-o-glo-bin-o-pep'-se-ah*) [*hemoglobin; πέψις*, digestion]. Destruction of hemoglobin.

hemoglobinophilic (*hem-o-glo-bin-o-fil'-ik*) [*hemoglobin; φιλεῖν*, to love]. Growing preferably in the presence of hemoglobin.

hemoglobinorrhea (*hem-o-glo-bin-or-e'-ah*) [*hemoglobin; ῥοία*, a flow]. The escape of hemoglobin from the blood-vessels. **hæmoglobinorrhœa cutis,** an effusion of hemoglobin into the skin, due to venous engorgement.

hemoglobinuria (*hem-o-glo-bin-ū'-re-ah*) [*hemoglobin; οὖρον*, urine]. The presence of hemoglobin in the urine, due either to its solution out of the red corpuscles or to disintegration of the red corpuscles. **h., epidemic,** hemoglobinuria of the new-born associated with jaundice, cyanosis, and nervous symptoms. Syn. *Winckel's disease.* **h., intermittent, h., paroxysmal,** a form characterized by recurring periodic attacks. It is related to cold, and is also closely associated with Raynaud's disease. **h., toxic,** that form occurring in consequence of poisoning.

hemoglobinuric (*hem-o-glo-bin-ū'-rik*). Pertaining to or marked by hemoglobinuria. **h. fever,** blackwater fever.

hemoglobulin (*hem-o-glob'-ū-lin*). [*hemo-; globus*, a ball]. Same as *hemoglobin.*

hemogonia (*hem-o-gon'-e-ah*). Hematogonia.

hemogram (*hem'-o-gram*) [*hemo-; γραφεῖν*, to write]. A microphotograph of blood.

Hemogregarina (*hem-o-greg-ar-i'-nah*) [*hemo-; Gregarina*, a genus of *Protozoa*]. Gregarine-like bodies in the blood of persons ill with malaria.

hemohydron ephrosis (*hem-o-hi-dro-nef-ro'-sis*) [*hemo-; ὕδωρ*, water; *νεφρός*, kidney]. A cystic tumor of the kidney containing blood and urine.

hemoid (*hem-oid'*) [*hem-; εἶδος*, likeness]. Having the appearance of, or resembling, blood.

hemokelidosis (*hem-o-kel-id-o'-sis*) [*hemo-; κηλιδοῦν*, to stain]. Contamination of blood; purpura.

hemokonia (*hem-o-ko'-ne-ah*) [*hemo-; κονία*, dust]. Minute, colorless, highly refractive, spheroidal or dumb-bell-shaped bodies constantly present in normal and pathological blood. They are not more than 1μ in diameter, and possess active, limited molecular motility, but not true ameboid motion. Syn., *blood-dust; blood-motes.*

hemokoniosis (*hem-o-ko'-ne-o-sis*) [*αἷμα*, blood; *κονία*, dust]. A condition in which there is an abnormal quantity of hemokonia in the blood.

hemol (*hem'-ol*) [*αἷμα*, blood]. A dark-brown powder obtained by the action of zinc upon defibrinated blood, and said to contain 1% of soluble iron. Dose in anemia 1½–6 gr. (0.1–0.5 Gm.).

hemoleukocyte (*hem-o-loo'-ko-sīt*). A white blood-corpuscle.

hemolipase (*hem-o-li'-pās*). A fat-splitting ferment found in the blood.

hemolith (*hem'-o-lith*) [*αἷμα*, blood; *λίθος*, stone]. A calculus in the wall of a blood-vessel.

hemology (*hem-ol'-o-je*) [*hemo-; λόγος*, science]. The science treating of the blood.

hemolutein (*hem-o-loo'-te-in*) [*hemo-; luteus*, yellow]. A yellow coloring-matter obtained from corpora lutea.

hemolymph (*hem'-o-limf*) [*hemo-; lympha*, clear water]. 1. Blood and lymph. 2. The circulating nutritive fluid of certain invertebrates. **h. glands,** a variety of glands which are a kind of cross between the hemogenic glands (*e. g.*, the spleen) and the lymphatic glands. The small prevertebral glands are examples.

hemolysin (*hem-ol'-is-in*) [*hemo-; λύσις*, solution]. A substance produced in the body of one species of animal by the introduction of red blood-corpuscles derived from the body of another species. It is capable of dissolving the red blood-corpuscles of the animal species from which the blood was obtained. Syn., *erythrolysin* **h., bacterial,** that formed by the action of bacteria.

hemolysis (*hem-ol'-is-is*). See *hematolysis*.

hemolytic (*hem-ol-it'-ik*). An agent causing destruction of the red blood-corpuscles. **h. serum,** a serum which causes hemolysis.

hemolytopoietic (*hem-ol-it-o-poi-et'-ic*) [*hemo-; λύσις*, a solution; *ποίησις*, a making]. Relating to the process of blood-destruction and blood-making

hemolyze (*hem'-ol-īz*). To produce hemolysis.

hemomanometer (*hem-o-man-om'-et-er*) [*hemo-; μανος*, thin; *μέτρον*, a measure]. A manometer used in estimating blood-pressure.

hemomediastinum (*hem-o-me-de-as-ti'-num*). See *hematomediastinum*.

hemomere (*hem'-o-mēr*) [*hemo-; μέρος*, a part]. A portion of a metamere derived from the vascular system or taking part in its formation.

hemometer (*hem-om'-et-er*). See *hemoglobinometer*.

hemometra (*hem-o-me'-trah*). See *hematometra*.

hemometrectasia (*hem-o-met-rek-ta'-ze-ah*) [*hemo-; μήτρα*, uterus; *ἔκτασις*, a stretching]. Dilatation of the uterus from effusion of blood into its cavity.

hemometry (*hem-om'-et-re*) [*hemo-; μέτρον*, a measure]. Estimation of the amount of hemoglobin or of the number of corpuscles in the blood. *Normal Count:* Erythrocytes (red corpuscles), 5,000,000; leukocytes (white corpuscles), 6000 to 8000; hemoglobin, 100 %. *Differential Count of Leukocytes:* Polymorphonuclears, 62 to 70 %; small lymphocytes, 20 to 30 %; large lymphocytes, 4 to 8%; transitionals, 1 to 2 %; eosinophiles, 0.5 to 4 %; mast-cells, 0.25 to 0.5 %.

hemonephrosis (*hem-o-nef-ro'-sis*). Hematonephrosis

hemonervine (*hem-o-nur'-vēn*). A proprietary tonic said to consist of calcium phosphoglycerate, hemoglobin, iron, and strychnine.

hemonormoblast (*hem-o-nor'-mo-blast*). Erythroblast.

hemoophoritis (*hem-o-off-or-i'-tis*) [*hem-; oophoritis*]. Oophoritis with hemorrhage.

hemopathology (*hem-o-path-ol'-o-je*) [*hemo-; pathology*]. The pathology of the blood.

hemopathy (*hem-op'-ath-e*) [*αἷμα*, blood; *πάθος*, suffering]. A disease of the blood.

hemopericardium (*hem-o-per-ik-ar'-de-um*) [*hemo-; pericardium*]. An effusion of blood into the pericardial cavity.

hemoperitoneum (*hem-o-per-it-on-e'-um*). A bloody effusion into the peritoneal cavity.

hemopexia (*hem-o-peks'-e-ah*) [*hemo-; πῆξις*, a fixing] A general name for diseases characterized by a tendency of the blood to coagulate.

hemopexin (*hem-o-peks'-in*). A ferment capable of coagulating blood.

hemophagic (*hem-o-faj'-ik*) [*hemo-; φαγεῖν*, to eat]. Feeding upon blood; applied to certain animal parasites.

hemophagocyte (*hem-o-fag'-o-sīt*) [*hemo-; φαγεῖν*, to eat; *κύτος*, a cell]. Any phagocyte of the blood; a white blood corpuscle.

hemophilia (*hem-o-fil'-e-ah*) [*hemo-; φιλεῖν*, to love]. Bleeder's disease, an abnormal tendency to bleed, usually hereditary, and though it is most common in males, the hereditary influence is transmitted through the mother.

hemophiliac (*hem-o-fil'-e-ak*) [see *hemophilia*]. One who is affected with hemophilia.

hemophilic (*hem-o-fil'-ik*). 1. Pertaining to hemophilia. 2. Pertaining to a hemophiliac.

hemophobia. See *hematophobia*.

hemophotograph (*hem-o-fo'-to-graf*) [*hemo-; photograph*]. A photograph of blood-corpuscles; it is used in determining the hemoglobin content. Syn., *hemaphotograph*.

hemophthalmia (*hem-off-thal'-me-ah*) [*hemo-; ὀφθαλμός*, eye]. Hemorrhage into interior of eye.

hemophthalmos (*hem-off-thal'-mos*) [*hemo-; ὀφθαλμός*, the eye]. Blood in the vitreous chamber characterized by a reddish reflex from the pupil.

hemophthisis (*hem-off-thi'-sis*) [*hemo-; φθίσις*, wasting]. Anemia dependent upon undue degeneration of the red blood-corpuscles.

hemophysallis (*hem-o-fis-al'-is*) [*hemo-; φυσαλλίς*, a bladder]. A blood filled pustule or vesicle

hemoplanesis, hemoplania (*hem-o-plan-e'-sis, hem-o-pla'-ne-ah*). See *hematoplania*.

hemoplasmodium (*hem-o-plaz-mo'-de-um*) [*hemo-; plasmodium*]. The plasmodium of malaria.

hemoplastic (*hem-o-plas'-tik*) [*hemo-; πλάσσειν*, to form]. Same as *hematoplastic*.

hemoplastin (*hem-o-plas'-tin*). Trade serum used in hemorrhagic conditions; said to be composed of prothrombin and anti-antithrombin.

hemopleuropneumonic syndrome (*hem-o-ploo-ro-nū-mon'-ik*) [*αἷμα*, blood; *pleuropneumonia*]. A combination of pneumonia with hemothorax observed in cases of penetrating wounds of the chest; symptoms are hemoptysis, tachycardia, dyspnea of sudden onset, and temperature curve like that of pneumonia.

hemopneumothorax (*hem-o-nū-mo-tho'-raks*) [*hemo-; πνεῦμα*, air; *θωράξ*, the chest]. A collection of air and blood within the pleural cavity.

hemopoiesis (*hem-o-poi-e'-sis*). See *hematopoiesis*.

hemoprecipitin (*hem-o-pre-sip'-it-in*). See *precipitin*.

hemoproctia (*hem-o-prok'-te-ah*) [*hemo-; πρωκτός*, the anus]. Rectal hemorrhage. Bloody discharge from hemorrhoids

Hemoproteus (*hem-o-pro'-te-us*). A protozoan parasite of malaria found in the blood-corpuscles of birds.

hemopsonin (*hem-op'-son-in*). A substance which is opsonic for red blood corpuscles.

hemoptic, hemoptoic (*hem-op'-tik, hem-op-to'-ik*). Relating to or attended by hemoptysis.

hemoptysis (*hem-op'-tis-is*) [*hemo-; πτύειν*, to spit]. The spitting of blood from the larynx, trachea, bronchi, or lungs. **h., parasitic** a disease due to the fluke, *Paragonimus Westermanii*, which lodges in the lungs, and exceptionally in other organs. The diagnosis is made by finding the characteristic ova in the sputum.

hemopyelectasis (*hem-o-pi-el-ek'-tas-is*) [*hemo-; πύελος*, pelvis; *ἐκτάσις*, dilatation]. Dilatation of the pelvis of the kidney by a bloody fluid.

hemoquinine (*hem-o-kwin-ēn'*). Trade name of a preparation said to contain iron, quinine, manganese and arsenic.

hemorrhage (*hem'-or-āj*) [*hemo-*; *ῥηγνύναι*, to burst forth]. An escape of blood from the vessels, either by diapedesis through intact walls or by rhexis through ruptured walls. **h., accidental,** hemorrhage during pregnancy from premature detachment of the placenta when normally situated. **h., capillary,** oozing of blood from the capillaries. **h., concealed,** a variety of accidental hemorrhage in which the bleeding takes place between the ovum and the uterine walls, without escape from the genital tract. **h., consecutive,** one ensuing some time after injury. **h., critical,** occurring at the turning-point of a disease. **h., petechial,** hemorrhage under the surface in the form of minute points. **h., postpartum,** hemorrhage occurring shortly after labor. **h., primary,** that immediately following any traumatism. **h., secondary,** that occurring some time after the traumatism. **h., unavoidable,** hemorrhage from detachment of a placenta prævia. **h., vicarious,** a discharge of blood from a part owing to the suppression of a flow in another part, as *vicarious* menstruation.

hemorrhagenic (*hem-or-aj-en'-ik*) [*hemorrhage*; *γενέσις*, production]. Giving rise to hemorrhage.

hemorrhagic (*hem-or-aj'-ik*) [*hemorrhage*]. Relating to or accompanied by hemorrhage. **h. diathesis.** See *hemophilia*. **h. disease.** See *hemophilia*. **h. infarct.** See *infarct, hemorrhagic*.

hemorrhagiferous (*hem-or-aj-if'-er-us*) [*hemorrhage*; *ferre*, to bear]. Attended by hemorrhage; giving rise to hemorrhage.

hemorrhagin, hæmorrhagin (*hem-or-aj'-in*). Flexner's name for endotheliolysin, since it causes extravasations of blood through its direct solvent action upon capillary endothelium.

hemorrhagiparous (*hem-or-aj-ip'-ar-us*). See *hemorrhagiferous*.

hemorrhaphilia (*hem-or-af-il'-e-ah*) [*hemorrhage*; *φίλος*, loving] Synonym of *hemophilia*.

hemorrhea (*hem-or-e'-ah*) [*hemo-*; *ῥοία*, a flow]. A hemorrhage.

hemorrhelcosis (*hem-or-el-ko'-sis*) [*αἱμορῥοΐς*, a hemorrhoid; *ἕλκωσις*, ulceration]. The formation of an ulcer upon a hemorrhoid.

hemorrhinia (*hem-or-in'-e-ah*) [*hemo-*; *ῥίς*, nose]. Epistaxis; nose-bleed.

hemorrhoid (*hem'-or-oid*) [*αἱμόῤῥοος*, flowing with blood]. A pile. An enlarged and varicose condition of the veins of the lower portion of the rectum and the tissues about the anus. **h., blind,** one that does not cause bleeding. **h.s, external,** those situated without the sphincter ani. **h.s, internal,** those within the anal orifice.

hemorrhoidal (*hem-or-oi'-dal*) [*hemorrhoid*]. 1. Pertaining to or affected with hemorrhoids. 2. Applied to blood-vessels, nerves, etc., belonging to the anus. **h. veins,** the three veins which form a plexus about the lower end of the rectum; through them the general venous system and the portal system communicate.

hemorrhoidectomy (*hem-o-roi-dek'-to-me*). Excision of hemorrhoids.

hemosalpinx (*hem-o-sal'-pinks*). Same as *hematosalpinx*.

hemoscope (*hem'-o-skōp*). Same as *hematoscope*.

hemosiderin (*hem-o-sid'-er-in*) [*hemo-*; *σίδηρος*, iron]. A granular pigment, a product of the decomposition of hemoglobin. It is found where blood is extravasated in contact with active cells, and contains iron.

hemosiderosis (*hem-o-sid-er-o'-sis*) [see *hemosiderin*]. A form of hemochromatosis characterized by the deposit of pigments containing iron in the tissues, especially those of the liver and spleen

hemosozic (*hem-o-so'-sik*) [*hemo-*; *σώζειν*, to save]. Preventing hemolysis; relating to a hemosozin.

hemosozin (*hem-o-so'-sin*) [*hemo-*; *σώζειν*, to save] Antihemolysin; an antiserum which prevents hemolysis.

hemospasia (*hem-o-spa'-ze-ah*) [*hemo-*; *σπάειν*, to draw]. The drawing of blood to a part, as by dry-cupping.

hemospast (*hem'-o-spast*) [see *hemospasia*]. A device for drawing blood to a part.

hemospastic (*hem-o-spas'-tik*) [*hemo-*; *σπάειν*, to draw]. Effecting or pertaining to hemospasia.

hemospermatism. See *hematospermia*.

hemospermia (*hem-o-sper'-me-ah*). Hematospermia.

Hemosporidium (*hem-o-spo-rid'-e-um*). Any species of sporozoa living in the blood, *e. g.*, the *Plasmodium malariæ*.

hemostasin (*hem-os'-tas-in*). Trade name of a preparation of suprarenal extract.

hemostasis, hemostasia (*hem-os'-ta-sis, hem-o-sta'-se-ah*) [*hemo-*; *στάσις*, a standing]. 1. Stagnation of the blood-current. 2. Arrest of a flow of blood.

hemostat (*hem'-o-stat*) [see *hemostasia*]. 1. Hemostatic forceps. 2 A proprietary external remedy for nosebleed said to consist of tannin, quinine sulphate, and benzoated fat.

hemostatic (*hem-o-stat'-ik*). 1. Arresting hemorrhage. 2. An agent or remedy that arrests hemorrhage. **h. forceps.** See *forceps, hemostatic*. **h., Martin's.** See *Martin's hemostatic*. **h., Pavesi's,** a mixture of collodion, 100 parts; phenol, 10 parts; pure tannin, 5 parts; benzoic acid, 3 parts. Syn., *Pavesi's styptic collodion*.

hemostatics (*hem-o-stat'-iks*). See *hemastatics*.

hemostatin (*hem-o-stat'-in*). An extract from the thymus of calves, containing sodium hydroxide and calcium chloride.

hemosterol (*hem-os'-ter-ol*). A therapeutic compound from blood of animals.

hemotachometer (*hem-o-tak-om'-et-er*) [*hemo-*; *τάχος*, swiftness; *μέτρον*, a measure]. An instrument for measuring the rate of flow of blood.

hemotachometry (*hem-o-tak-om'-et-re*) [*hemo-*; *τάχος*, swiftness; *μέτρον*, measure]. The estimation of the rapidity of blood-circulation.

hemotelangiosis, hæmotelangeiosis (*hem-o-tel-an-jel-o'-sis*) [*hemo-*; *tela*, a web; *ἀγγεῖον*, a vessel]. 1. Disease of the finest capillaries. 2. Telangeiectasis.

hemotherapeutics (*hem-o-ther-ah-pū'-tiks*). Same as *hematotherapy*, *q. v.*

hemothorax (*hem-o-tho'-raks*) [*hemo-*; *θώραξ*, the chest]. An accumulation of blood in a pleural cavity.

hemothymia (*hem-o-thi'-me-ah*) [*αἷμα*, blood; *θύμος*, desire]. An insane desire to kill.

hemotoxic (*hem-o-toks'-ik*). See *hematoxic*. **h. sensitizer,** Metchnikoff's name for the intermediary body.

hemotoxin (*hem-o-toks'-in*) [*hemo-*; *τοξικόν*, a poison]. 1. A cytotoxin from defibrinated blood. 2. A soluble substance secreted by bacteria and capable of destroying red blood corpuscles. And see *leukocidin*.

hemotoxis (*hem-o-toks'-is*). Blood-poisoning.

hemotropic (*hem-o-trop'-ik*) [*hemo-*; *τρέπειν*, to turn]. Applied to the haptophore by which the intermediary body combines with the corpuscle.

hemotympanum (*hem-o-tim'-pan-um*). Blood in the tympanic cavity.

hemoxometer (*hem-oks-om'-et-er*) [*hemo-; oxygen; μέτρον*, measure]. An instrument for measuring the amount of oxygen in the blood

hemozoin (*hem-o-zo'-in*). A dark pigment in the granules of the cytoplasm of blood protozoa.

hemozoon (*hem-o-zo'-on*). Same as hematozoon.

hemp [M.E.]. *Cannabis sativa*, the bast-fiber of which is used for textile purposes. **h., Indian.** See *Cannabis indica*.

hemuresis (*hem-ū-re'-sis*). Synonym of *hematuria*.

henbane. See *hyoscyamus*.

Henderson's test (*hen'-der-sun*). After breathing deeply for a few times, the patient takes another deep breath and holds it as long as he can; if he cannot hold it for thirty seconds he is not a good anesthetic risk.

Henke's retrovisceral space (*hen'-ker*) [Philipp Jakob Wilhelm *Henke*, German anatomist, 1834–1896] The prevertebral space of the thorax which is continuous with the cervical space and is filled with areolar and fatty tissue **H.'s triangle,** or **trigone,** the inguinal triangle, formed by the lateral border of the rectus muscle and the descending portion of the inguinal fold.

Henle's ampulla (*hen'-le*) [Friedrich Gustav Jakob *Henle*, German anatomist, 1809–1885] 1. The fusiform dilatation of the vas deferens near its junction with the seminal vesicle. 2 The expanded outer half of the Fallopian tube. **H. canal of,** a portion of the uriniferous tubules. **H.'s cells,** large cells with granular protoplasm and one or more relatively small nuclei in the seminiferous tubules. **H.'s fenestrated membrane,** the subendothelial fibro-elastic layer of the tunica intima of an artery. **H. fibrin of,** a light flocculent precipitate which is separated when semen is diluted with water. **H.'s fissures,** interstices filled with connective tissue between the muscular fibers of the myocardium. **H.'s glands,** tubular glands found in the palpebral conjunctiva. **H.'s internal cremaster,** the smooth muscular fibers, remains of the gubernaculum, surrounding the vas deferens and the vessels of the spermatic cord. **H.'s ligament,** the inner portion of the conjoined tendon which is chiefly attached to the sheath of the rectus muscle. **H.'s loop,** the U-shaped section of a uriniferous tubule which is formed by a descending and an ascending loop-tube. **H.'s membrane.** See *Bruch's layer*. **H.'s outer fibrous layer,** the zone of cone-fibers at the margin of the fovea centralis. **H.'s sheath.** 1. The perineural sheath. 2. The cellular layer forming the outer portion of the inner root-sheath of the hair. **H.'s sphincter,** the striated muscular fibers which encircle the prostatic and membranous portions of the urethra. **H.'s spine,** suprameatal spine; an inconstant small spine at the junction of the posterior and superior walls of the external auditory meatus. It serves as a landmark in trephining the mastoid process. **H.'s stratum nerveum.** See *Bruecke's tunica nervea*. **H.'s tube,** looped portion of the uriniferous tube.

henna (*hen'-ah*) [Arab., *Khanna*, henna]. A cosmetic much used in the Orient; it is prepared from the leaves of *Lawsonia alba*, and is sometimes used in leprosy and in skin-diseases.

henocardia (*hen-o-kar'-de-ah*) [*εἷς, ἓν*, one; *καρδία*, heart]. The condition of having but one auricle and one ventricle in the heart; it is normal in some of the lower animals.

Henoch's purpura (*hen'-ōks*) [Eduard *Henoch*, German pediatrist, 1820–1910]. A variety of purpura with gastrointestinal symptoms occurring chiefly in young subjects; also a rapidly fatal form of purpura (*purpura fulminans*).

Henoch-Bergeron's disease. See *Bergeron's disease*

henogenesis (*hen-o-jen'-es-is*) [*εἷς, ἓν*, one; *γένεσις*, origin]. In biology, the developmental history of an individual organism; ontogenesis.

henosis (*hen-o'-sis*) [*ἕνωσις*, uniting]. 1. Healing or uniting. 2. Symblepharon.

henotic (*hen-ot'-ik*) [*henosis*]. Tending to heal or to promote union.

henpuye (*hen-poo'-ye*) [African]. See *goundou*.

henry (*hen'-re*) [Joseph *Henry*, American physicist, 1797–1878]. The unit of electrical induction. An electromotive force of one volt is induced by a circuit with a variation of current at the rate of one ampère a second

Henry's law (*hen'-re*) [William *Henry*, English chemist, 1775–1836]. See *Dalton's law*.

Hensen's canal (*hen'-sen*) [Victor *Hensen*, German physiologist, 1835–]. The short vertical tube (1 mm. long and 0 5 mm. wide) connecting the blind extremity of the cochlear canal with the saccule. Syn., *canalis reuniens*. **H.'s cells,** columnar epithelial cells found in the organ of Corti. **H.'s disc, H.'s stria,** the colorless transverse band which divides a dark (anisotropic), sarcous element in the middle. **H.'s node,** in the embryo, an accumulation of cells at the anterior end of the primitive streak, through which the neurenteric canal passes from the outside into the blastodermic vesicle.

Hensing's fold or **ligament** (*hen'-sing*) [Friedrich Wilhelm *Hensing*, German anatomist, 1719–1745]. The superior ligament of the cecum. A more or less triangular fold of the peritoneum which is attached to the abdominal wall, from the lower extremity of the kidney to the iliac fossa by its lower border, and to the posteroexternal aspect of the colon, at times also to the cecum, by its anterior or internal border. The apex is fixed in the lumbar fossa, the lower free border extending from the iliac fossa to the intestine Syn., *parietocolic fold*.

hepaptosis (*hep-ap-to'-sis*). See *hepatoptosis*.

hepar (*he'-par*) [*ἧπαρ*, the liver]. 1. The liver. 2. A substance having the color of liver, as *hepar sulphuris*. **h. induratum,** an affection differing from cirrhosis, occurring after long-continued fevers, frequently characterized by melanemic pigmentary deposits in or near the capillaries and hyperplasia of the interacinous connective tissue. **h. lobatum,** a liver having numerous lobes produced by deep fissures, as in syphilitic hepatitis. **h. siccatum,** the dried and powdered liver of swine freed from blood. Dose, in atrophic cirrhosis of liver, 300 gr. (20 Gm.) daily. **h. sulphuris,** potassium sulphide; formerly much used in medicine, now used mainly by homeopathists.

heparaden (*hep-ar'-ad-en*) [*hepar; ἀδήν*, a gland]. A therapeutic preparation of liver-substance, 2 parts; lactose, 1 part. It is used in icterus. Dose 92–154 gr. (6–10 Gm.) daily.

heparin (*hep'-ar-in*) [*ἧπαρ*, the liver]. A phosphatide made in the liver; it inhibits the coagulation of the blood for an hour or more.

hepatalgia (*hep-at-al'-je-ah*) [*hepar; ἄλγος*, pain]. Neuralgic pain in the liver.

hepatalgic (*hep-at-al'-jik*) [*hepar; ἄλγος*, pain]. Relating to or affected with hepatalgia.

hepatapostema (*hep-at-ap-os-te'-mah*) [*hepar*; ἀπόστημα, abscess: *pl.*, *hepatapostemata*]. An abscess of the liver.

hepatargy (*he-pat'-ar-je*) [ἦπαρ, liver; ἀργία, laziness]. Inactivity of the liver.

hepatatrophia, hepatatrophy (*he-pat-at-ro'-fe-ah, he-pat-at'-ro-fe*) [ἦπαρ, liver· ἀτρόφια, atrophy]. Atrophy of the liver.

hepatauxe (*hep-at-awk'-se*) [*hepar*; αὔξη, increase]. Enlargement of the live..

hepatectomize (*hep-at-ek'-to-mīz*) [*hepar*; ἐκτομή, an excision]. To excise a part of the liver.

hepatectomy (*hep-at-ek'-to-me*) [*hepar*; ἐκτομή, a cutting out]. Excision of the liver, wholly or in part.

hepatemphractic (*hep-at-em-frak'-tik*) [*hepar*; ἐμφράξις, obstruction]. Relating to hepatemphraxis.

hepatemphraxis (*hep-at-em-fraks'-is*) [*hepar*; ἐμφράξις, obstruction]. Hepatic obstruction.

hepathelcosis (*hep-ath-el-ko'-sis*) [*hepar*; ἕλκωσις, ulceration]. Ulceration of the liver.

hepathemia, hepathæmia (*hep-ath-e'-me-ah*) [*hepar*; αἷμα, blood]. Sanguineous hepatic congestion. Syn., *hepatohemia*.

hepatic (*hep-at'-ik*). Pertaining or belonging to the liver. **h. aloes.** See *aloes*. **h. artery.** See *artery*. **h. duct.** See *duct*. **h. lobes,** the natural anatomical divisions of the liver, usually designated as right, left, quadrate, Spigelian, and caudate lobes. **h. plexus.** See *plexus*. **h. starch,** a synonym of *glycogen*. **h. zones,** certain areas in an hepatic lobule.

hepatica (*hep-at'-ik-ah*). 1. Agents affecting the liver. 2. Liverwort; a genus of ranunculaceous plants. *H. triloba* and *H. acutiloba* were formerly esteemed in the treatment of hepatic, renal, and pulmonary complaints.

hepatico- or **hepato-** (*hep-at'-ik-o-* or *hep'-at-o-*) [*hepar*]. Prefixes signifying belonging to or relating to the liver.

hepaticocholecystostcholecystenterostomy (*hep-at-ik-o-ko-le-sist-ost-ko-le-sist-en-ter-os'-to-me*). An anastomosis between the gall-bladder and hepatic duct, on one hand, and between the intestine and gall-bladder, on the other.

hepaticocolic, hepaticogastric. See *hepatocolic, hepatogastric*.

hepaticoduodenostomy (*hep-at-ik-o-dū-o-den-os'-to-me*). The formation of an artificial communication between the hepatic duct and the duodenum.

hepaticoenterostomy (*hep-at-ik-o-en-ter-os'-to-me*). The formation of an artificial communication between the hepatic duct and the intestine.

hepaticogastrostomy (*hep-at-ik-o-gas-tros'-to-me*). The formation of an artificial communication between the hepatic duct and the stomach.

hepaticolithotripsy (*hep-at-ik-o-lith'-o-trip-se*). Crushing a stone in the hepatic duct.

hepaticopancreatic (*hep-at-ik-o-pan-kre-at'-ik*). Relating to the liver and the pancreas.

hepaticopulmonary (*hep-at-ik-o-pul'-mon-a-re*) [*hepatico; pulmo*, lung]. Relating to the liver and the lungs.

hepaticorenal. See *hepatorenal*.

hepaticostomy (*hep-at-ik-os'-to-me*) [*hepar*; στόμα, mouth]. The formation of a fistula in the hepatic duct.

hepaticotomy (*hep-at-ik-ot'-o-me*) [*hepatico-*; τέμνειν, to cut]. Incision of the hepatic duct.

hepatin (*hep'-at-in*) [*hepar*]. Glycogen.

hepatirrhagia (*hep-at-ir-a'-je-ah*). Same as *hepatorrhagia*.

hepatirrhea (*hep-at-ir-e'-ah*). See *hepatorrhea*.

hepatism (*hep'-at-izm*) [*hepar*]. Derangement of various functions of the body, due or ascribed to some functional or other disorder of the liver.

hepatitic (*hep-at-it'-ik*) [*hepar*; ιτις, inflammation]. Affected with or relating to, hepatitis.

hepatitis (*hep-at-i'-tis*) [*hepar*; ιτις, inflammation]. Inflammation of the liver. **h., indurative,** a form marked by formation of fibrous tissue causing the liver-cells to atrophy from compression. **h., interstitial,** inflammation of the connective tissue of the liver leading in some cases to the formation of abscesses or to softening and atrophy of the glandular structure, and in others to induration and cirrhosis. **h., interstitial, chronic,** cirrhosis of the liver. **h., parenchymatous, acute,** acute yellow atrophy of the liver. **h., suppurative,** abscess of the liver.

hepatization (*hep-at-iz-a'-shun*) [*hepar*]. A change of a tissue into a condition in which it resembles the liver, as *hepatization* of the lung. **h., gray,** that in which the hepatized lung tissue is gray. **h. red,** that in which it is red from an excess of blood.

hepatized (*hep'-at-īzd*). Changed into a condition resembling the liver in consistence.

hepatizon (*hep-at-i'-zon*) [ἡπατιζειν, to be like the liver]. Chloasma.

hepato- (*hep-at-o-*) [*hepar*]. A prefix denoting relation to the liver.

hepatocace (*hep-at-ok'-as-e*) [*hepar*; κακός, ill]. Gangrene of the liver.

hepatocarcinia (*hep-at-o-kar-sin'-e-ah*) [*hepar*; καρκίνος, cancer]. Malignant disease of the liver.

hepatocele (*hep'-at-o-sēl*) [*hepato-*; κήλη, a hernia]. Hernia of the liver.

hepatocholangio-enterostomy (*hep-at-o-ko-lan-je-o-en-ter-os'-to-me*) [*hepato-*; χολή, bile; ἀγγεῖον, vessel; ἔντερον, intestine; στόμα, mouth]. Formation of an artificial communication between the liver and the intestine.

hepatocirrhosis (*hep-at-o-sir-o'-sis*) [*hepato-; cirrhosis*]. Cirrhosis of the liver.

hepatocolic (*hep-at-o-kol'-ik*) [*hepato-; colic*]. Relating to the liver and the colon.

hepatocystic (*hep-at-o-sis'-tik*) [*hepato-*; κύστις, bladder]. Pertaining to the liver and the gall-bladder.

hepatodidymus (*hep-at-o-did'-im-us*) [*hepato-*; δίδυμος, double]. A monster with a double body from the liver up.

hepatoduodenal (*hep-at-o-dū-od'-en-al*) [*hepato-; duodenum*]. Relating to the liver and the duodenum.

hepatoduodenostomy (*hep-at-o-dū-od-en-os'-to-me*) [*hepato-; duodenum*; στόμα, mouth]. The formation of an opening from the liver into the duodenum.

hepatodynia (*hep-at-o-din'-e-ah*) [*hepato-*; ὀδύνη pain]. Pain in the liver.

hepatodysentery (*hep-at-o-dis'-en-ter-e*). Inflammation of the liver attended with dysentery-hepatic dysentery.

hepatoenteric (*hep-at-o-en-ter'-ik*) [*hepato-*; ἔντερον, intestine]. Relating to the liver and the intestine.

hepatogastric (*hep-at-o-gas'-trik*) [*hepato-*; γαστήρ, stomach]. Pertaining to the liver and the stomach.

hepatogastritis (*hep-at-o-gas-tri'-tis*) [*hepato-*; γαστήρ, stomach; ιτις, inflammation]. Inflammation of both liver and stomach.

hepatogen (*hep-at'-o-jen*). A proprietary preparation containing desiccated liver substance.

hepatogenic, hepatogenous (*hep-at-o-jen'-ik, hep-at-oj'-en-us*) [*hepato-*; γενναῖν, to produce]. Produced by or in the liver. **h. icterus,** jaundice caused by the absorption of bile from the liver.

hepatography (*hep-at-og'-ra-fe*) [*hepato-*; γράφειν, to write]. A description of the liver.

hepatohemia (*hep-at-o-hem'-e-ah*). See *hepathemia.*

hepatoid (*hep'-at-oid*) [*hepato-*; εἶδος, likeness]. Resembling a liver or liver-substance.

hepatolenticular degeneration (*hep-at-o-len-tik'-ū-lar*). Degeneration of the lenticular nucleus found in connection with cirrhosis of the liver.

hepatolith (*hep'-at-o-lith*) [*hepato-*; λίθος, stone]. Biliary calculus; gall-stone.

hepatolithectomy (*hep-at-o-lith-ek'-to-me*) [*hepato-*; λίθος, stone; ἐκτομή, excision]. Surgical removal of one or more gall-stones.

hepatolithiasis (*hep-at-o-lith-i'-as-is*) [*hepato-*; *lithiasis*]. A diseased condition characterized by the formation of gall-stones in the liver.

hepatolithic (*hep-at-o-lith'-ik*) [*hepato-*; λίθος, a stone]. Affected with biliary calculi.

hepatologist (*hep-at-ol'-o-jist*) [See *hepatology*]. A specialist in diseases of the liver.

hepatology (*hep-at-ol'-o-je*) [*hepato-*; λόγος, science]. The science of the nature, structure, functions, and diseases of the liver.

hepatolysin (*hep-at-ol'-is-in*) [*hepato-*; *lysin*]. A cytolysin acting on liver cells.

hepatoma (*hep-at-o'-mah*) [*hepato-*; ὄμα, tumor]. A tumor of the liver.

hepatomalacia (*hep-at-o-mal-a'-she-ah*) [*hepato-*; μαλακία, softness]. Softening of the liver.

hepatomegalia (*hep-at-o-meg-a'-le-ah*) [*hepato-*; μέγας, large]. Enlargement of the liver.

hepatomelanosis (*hep-at-o-mel-an-o'-sis*). Melanosis affecting the liver.

hepatomphalocele (*hep-at-om-fal'-o-sēl*) [*hepato-*; ὀμφαλός, the navel; κήλη, a hernia]. An umbilical hernia with part of the liver contained in the sac.

hepatomyeloma (*hep-at-o-mi-el-o'-mah*) [*hepato-*; μυελός, marrow; ὄμα, tumor; *pl.*, *hepatomyelomata*]. Medullary carcinoma of the liver.

hepatoncus (*hep-at-ong'-kus*) [*hepato-*; ὄγκος, a tumor]. A tumor or swelling of the liver.

hepatonecrosis (*hep-at-o-ne-kro'-sis*) [*hepato-*; νέκρωσις, death]. Gangrene of the liver.

hepatonephric (*hep-at-o-nef'-rik*) [*hepato-*; νέφρος, kidney]. Pertaining to the liver and the kidney.

hepatonephritus (*hep-at-o-nef-ri'-tis*) [*hepato-*; *nephritis*]. Simultaneous inflammation of liver and kidneys; characterized by icterus.

hepatopathy (*hep-at-op'-ath-e*) [*hepato-*; πάθος, disease]. Any disease of the liver.

hepatoperitonitis (*hep-at-o-per-it-on-i'-tis*) [*hepato-*; *peritonitis*]. Inflammation of the peritoneal or serous coat of the liver.

hepatopexy (*hep'-at-o-peks-e*) [*hepato-*; πῆξις, fixation]. Surgical fixation of a floating liver.

hepatophage (*hep'-at-o-fāj*) [*hepato-*; φαγεῖν, to eat]. A giant-cell peculiar to the liver, which is said to destroy liver-cells.

hepatophlebitis (*hep-at-o-fleb-i'-tis*) [*hepato-*; *phlebitis*]. Inflammation of the veins of the liver.

hepatophlebotomy (*hep-at-o-fleb-ot'-o-me*) [*hepato-*; φλέψ, a vein; τέμνειν, to cut]. The aspiration of blood from the liver.

hepatophyma (*hep-at-o-fi'-mah*) [*hepato-*; φῦμα, growth]. Any tumor of the liver.

hepatopneumonic (*hep-at-o-nū-mon'-ik*) [*hepato-*; πνεύμων, lung]. Pertaining to the liver and the lungs.

hepatoportal (*hep-at-o-por'-tal*) [*hepato-*; *portal*]. Relating to the portal circulation in the liver; portal as distinguished from *reniportal.*

hepatopostema (*hep-at-o-pos-te'-mah*) [*hepato-*; ἀπόστημα, abscess]. Abscess of the liver.

hepatoptosia (*hep-a-top-to'-se-ah*). Same as *hepatoptosis, q. v.*

hepatoptosis (*hep-at-op-to'-sis*) [*hepato-*; πτῶσις, a falling]. Synonym of *floating liver.*

hepatopulmonary (*hep-at-o-pul'-mon-a-re*). See *hepaticopulmonary.*

hepatorenal (*hep-at-o-re'-nal*) [*hepato-*; *ren*, the kidney]. Relating to the liver and the kidney.

hepatorrhagia (*hep-at-or-a'-je-ah*). Hemorrhage from the liver.

hepatorrhaphy (*hep-at-or'-a-fe*) [*hepato-*; ῥαφή, suture]. Suture of the liver.

hepatorrhea (*hep-at-or-e'-ah*) [*hepato-*; ῥοία, flow]. Morbid or excessive secretion of bile by the liver.

hepatorrhexis (*hep-at-or-eks'-is*) [*hepato-*; ῥῆξις, a rupture]. Rupture of the liver.

hepatoscirrhus (*hep-at-o-skir'-us*) [*hepato-*; σκλῆρος, an induration]. Scirrhous carcinoma of the liver.

hepatoscopy (*hep-at-os'-ko-pe*) [*hepato-*; σκοπεῖν, to examine]. Examination of the liver.

hepatosplenitis (*hep-at-o-splen-i'-tis*) [*hepato-*; σπλήν, spleen; ιτις, inflammation]. Inflammation of both liver and spleen.

hepatostomy (*hep-at-os'-to-me*) [*hepato-*; στόμα, a mouth]. The establishment in the liver-substance of communication between parts of the liver obstructed by concretions.

hepatotherapy (*hep-at-o-ther'-ap-e*) [*hepato-*; *therapy*]. The therapeutic use of liver.

hepatothrombin (*hep-at-o-throm'-bin*) [*hepato-thrombin*]. A thrombin derived from the liver.

hepatotomy (*hep-at-ot'-o-me*) [*hepato-*; τέμνειν, to cut]. Incision of the liver.

hepatotoxemia (*hep-at-o-toks-e'-me-ah*) [*hepato-*; *toxemia*]. Toxemia due to disturbance of the hepatic functions.

hepatotoxin (*hep-at-o-toks'-in*) [*hepato-*; τοξικόν, a poison] A cytotoxin found in the liver.

hepazyn (*hep'-az-in*) [ἧπαρ, liver]. A proprietary preparation of the gland substance of liver, pancreas, spleen, and duodenal mucosa.

hepco flour (*hep'-co*). A flour prepared from Soya bean with approximately the following composition: protein 42 9; carbohydrate, 23.4 of which less than one half readily yields sugar; fat 20 8; ash 5 1; fiber 4.2; water 4.6. It is said to be a suitable food material in cases in which carbohydrates are contraindicated, as diabetes, amylaceous dyspepsia and in obesity.

hephestic (*hef-es'-tik*) ["Ηφαιστος, Vulcan]. Prevailing or occurring among hammermen, as *hephestic* cramp.

hephestiorrhaphy (*he-fes-te-or'-af-e*) ["Ηφαιστος, Vulcan; ῥαφή, a seam]. The application of the actual cautery to the edges of a wound to bring about adhesion.

hepol (*he'-pol*). Trade name of capsules containing cod liver oil.

hepptine (*hep'-tin*) [Maurice *Hepp*, French physician]. Trade name of pure gastric juice obtained from living pigs.

heptad (*hep'-tad*) [ἑπτά, seven]. An element having a quantivalence of seven.

heptagonus (*hep-tag'-on-us*) [ἑπτά, seven; γωνία, angle]. Heptagon. **h. Willissii,** the circle of Willis.

heptane (*hep'-tān*) [see *heptad*], C_7H_{16}. A liquid hydrocarbon of the paraffin group, contained

in petroleum and also obtained from the resin of *Pinus sabiniana* by dry distillation. Syn., *abietene.*

heptatomic (*hep-tat-om'-ik*) [ἑπτά, seven; ἄτομος, an atom]. Same as *heptavalent, q. v.*

heptavalent (*hep-tav-a'-lent*) [ἑπτά, seven; *valens*, having power]. In chemistry, equal to seven atoms of hydrogen in combining or saturating-power; applied to an atom that can be substituted for, or replaced by, seven atoms of hydrogen.

heptoses (*hep-tōs'-ez*) [ἑπτά, seven]. A division of the glucoses, of the composition, $C_7H_{14}O_7$. They are prepared by reducing the corresponding heptonic acids, $C_7H_{14}O_8$ (their lactones), with sodium amalgam.

herapathite (*her'-ap-ath-īt*) [W. B. *Herapath*, English chemist, 1820–1868]. An iodide of quinine-sulphate, occurring in rhomboidal laminæ It has been used as a remedy in scrofula and in febrile cases; in microscopy it is employed in polarizing light.

herb [*herba*, grass]. A plant the stem of which contains but little wood and dies down to the ground at the end of the season.

herbaceous (*her-ba'-se-us*) [*herba*, grass]. In biology. 1. Applied to stems or other organs that have a tender, juicy consistence and perish at the close of the growing-season. 2. Feeding upon herbs.

herbal (*her'-bal*) [*herba*, grass]. An old name for a book on herbs; chiefly designating a book on the medicinal virtues of herbs.

herbalist (*her'-bal-ist*) [*herba*, grass]. An herb-doctor or simpler; a so-called botanic physician.

herbarium (*her-ba'-re-um*) [*herba*, grass]. A collection of dried plants arranged for study; a *hortus siccus.*

Herbert's operation (*her'-bert*) [Frederick *Herbert*, American ophthalmologist, 1860–]. An operation for acute glaucoma, in which a wedge-shaped flap is cut in such a way as to prevent the subsequent cicatrization of the two scleral surfaces.

herbicarnivorous (*her-be-kar-niv'-or-us*) [*herba*, grass; *caro*, flesh; *vorare*, to eat]. Omnivorous; living upon both animal and vegetable food.

herbivora (*her-biv'-or-ah*) [*herba*, grass; *vorare*, to devour]. A name given to a division of mammalia. Animals that feed on vegetation.

herbivorous (*her-biv'-or-us*) [*herb*, *vorare*, to devour]. Living on vegetable food.

Herbst's corpuscles (*herpst*) [Ernst Friedrich Gustav *Herbst*, German anatomist, 1803–1893]. A variety of sensory end-organs found in the mucous membrane of the tongue of the duck; they resemble small Vater's corpuscles, but their lamellæ are thinner and closer to each other, while the axis-cylinder within the central core is bordered on each side by a row of nuclei.

hereditary (*he-red'-it-a-re*) [*heres*, an heir]. Transmitted from parent to offspring, as *hereditary* disease. **h. ataxia**, a family disease of the young, depending on combined posterior and lateral sclerosis of the cord. It differs from tabes and ataxic paraplegia in the early age of its appearance, its hereditary nature, and some other features. **h. syphilis.** See *syphilis, hereditary*

hereditation (*her-ed-it-a'-shun*) [*heredity*]. The effect or influence of heredity.

heredity (*he-red'-it-e*) [*hereditas*, heredity]. The transmission of physical or mental qualities or tendencies from ancestor to offspring; the principle or force by reason of which the offspring resembles the parent.

heredo- (*her-e-do-*). In composition, hereditary.

heredoataxia (*her-e-do-at-aks'-e-ah*). Hereditary ataxia, Friedreich's ataxia.

heredofamilial (*her-ed-o-fam-il'-e-al*). Heredity in certain families.

heredolues (*her-e-do-lū'-ēz*). Hereditary syphilis.

heredosyphilis (*her-e-do-sif'-il-is*). Hereditary syphilis.

heredotuberculosis (*her-e-do-tū-ber-kū-lo'-sis*). Hereditary tuberculosis.

Hering's law (*hā'-ring*) [Ewald *Hering*, German physiologist, 1834–1918]. The distinctness or purity of any sensation or conception depends upon the proportion existing between their intensity and the sum-total of the intensities of all simultaneous sensations and conceptions. **H.'s test**, on looking with both eyes through a tube blackened inside and having a thread across one end, if a small round object is dropped immediately in front of or behind the thread, a subject with binocular vision can at once tell whether it has fallen nearer to his eyes or further away from them than the thread. In the absence of binocular vision a few trials will show that the relative distances of the falling object and the thread cannot be appreciated. **H.'s theory of color-sensation**, this predicates disassimilation and assimilation (decomposition and restitution) of the visual substance in vision—white, red, and yellow representing the sensation of disassimilation; black, green, and blue, that of restitution.

heritage (*her'-it-ij*) [*heres*, an heir]. The sum total of the characteristics transmitted from parents to their children.

Hermann's fluid (*her'-man*) [Friedrich *Hermann*, German anatomist, 1859–]. A fluid consisting of glacial acetic acid 4, 2 % solution of osmic acid 8, 1 % solution of platinum chloride 60 parts; used to harden tissues.

hermaphrodism, hermaphroditism (*her-maf'-ro-dizm, her-maf'-ro-dit-izm*) ['Ερμῆς, Mercury; Ἀφροδίτη, Venus]. The coexistence, in a single individual, of ovaries and testicles. **h., complex**, a condition in which there are present the internal and the external organs of both sexes. **h., dimidiate** or **lateral**, a form in which male organs (especially a testicle) are more or less developed on one side, and female organs (especially an ovary) on the opposite side. **h., spurious**, a condition in which the individual is of one sex, but presents the outward signs of the other. **h., transverse**, an instance in which the external organs indicate the one sex, and the internal, the opposite. **h., unilateral**, that in which there are on one side an ovary and a testicle, and, on the other, an ovary or a testicle.

hermaphrodite (*her-maf'-ro-dīt*) [see *hermaphrodism*]. An individual affected with hermaphrodism; usually the condition is due to some congenital malformation of the genital organs, such as epispadias, hypospadia, cleft of the scrotum, etc., that makes the determination of sex somewhat doubtful.

hermaphroditic (*her-maf-ro-dit'-ik*) ['Ερμῆς, Mercury; Ἀφροδίτη, Venus]. Pertaining to hermaphroditism, *q. v.* See also *teratism.*

hermetic (*her-met'-ik*) ['Ερμῆς, Mercury]. Protected from exposure to air; air-tight, as the *hermetic* sealing of a wound.

hermitine (*her'-mit-ēn*). The proprietary name for a surgical antiseptic and disinfectant, said to be electrolyzed sea-water. Cf. *electrozone*.

hermophenol, hermophenyl (*her-mo-fe'-nol, -nil*). A mercuriosodic phenol disulphonate containing 40% of metallic mercury, used as an antiseptic and antisyphilitic. On wounds, in a solution of 1:100; injection in syphilis, 64 min. (4 Cc.) of a solution of 0.5 cg. to the cubic centimeter every 2 or 3 days. Syn., *sodium mercurophenyl disulphonate*.

hermophilia (*her-mo-fil'-e-ah*) ['Ερμῆς, Mercury; φιλεῖν, to love]. A predilection for the therapeutic use of mercury.

hernia (*her'-ne-ah*) [L.]. A protrusion of a viscus through an abnormal opening in the wall of the containing cavity; used without qualification, the word refers to hernia of the intestine. **h., abdominal,** a protrusion of a portion of the abdominal viscera through some portion of the parietes. **h. adiposa,** a liparocele. **h. adnata,** a congenital hernia. **h. annularis,** umbilical hernia. **h. of the bladder,** the protrusion of a part of the bladder through one of the openings of the abdominal cavity. **h. of the brain, h. capitis, h. cerebri,** a protrusion of the brain through the skull. Syn., *fungus cerebri*. **h., complete,** a hernia in which the sac and its contents have passed the hernial orifice. **h., concealed,** one not perceptible on palpation. **h., congenital,** a form of indirect inguinal hernia in which, the vaginal process of the peritoneum having remained patulous, the bowel descends at once into the scrotum, in direct contact with the testicle. **h., Cooper's.** See *Cooper's hernia*. **h. cordis,** displacement of the heart with encroachment on the diaphragm or mediastinal wall. **h., crural.** See *h., femoral*. **h., cystic.** Same as *cystocele*. **h., diaphragmatic,** a protrusion of a portion of some of the abdominal viscera into the thorax, through a congenital defect in the diaphragm, or through a dilatation or laceration of one of the natural openings **h., displaced,** one that has been forced from the scrotum into the subperitoneal connective tissue of the abdomen. **h., diverticular,** hernia of a congenital diverticulum of the intestine; hernia of Meckel's diverticulum. Syn., *Littré's hernia*. **h. dolorosa,** a painful incarcerated hernia. **h., duodenojejunal.** See *h., retroperitoneal*. **h., encysted,** a form in which the pouch forming the tunica vaginalis is closed at its upper end, but open below. The hernia in descending along the inguinal canal enters the scrotum behind the tunica vaginalis, and is more or less completely surrounded by its posterior layer. **h., epiploic, h. epiploica.** See *epiplocele*. **h., fatty.** See *liparocele* and *steatocele*. **h., femoral,** a hernia through the femoral canal, the tumor appearing on the upper inner aspect of the thigh, below Poupart's ligament. **h., femoroinguinal,** a femoral hernia coexistent with an inguinal hernia. **h., free,** a reducible hernia. **h., funicular,** one into the umbilical cord. **h., Hesselbach's.** See *Hesselbach's hernia*. **h., Holthouse's.** See *Holthouse's hernia*. **h., incarcerated,** a hernia which has become occluded by the accumulation of gas, feces, or undigested food, thus causing obstruction of the bowels. **h., incomplete,** one that has not entirely passed through the hernial orifice. **h., infantile.** See *h., encysted*. **h., inguinal,** a hernia occupying the inguinal canal. **h., inguinocrural.** Same as *Holthouse's hernia, q. v.* **h., intercostal,** a protrusion through the last costal interspaces, due to an intercostal wound. **h., interstitial,** a displaced hernia in which the sac has found a way between two layers of aponeurosis. **h. of iris,** a protrusion of a portion of the iris after iridectomy, trauma, etc. **h., irreducible,** one in which the protruded viscus cannot be returned by manipulation. **h., ischiatic,** a protrusion of the bowel through the great sacrosciatic foramen. **h.-knife,** a probe-pointed knife for incising the constriction of a hernial sac. **h., labial,** a protrusion of the bowel between the vagina and the ramus of the ischium into a labium majus. **h., lacrimal, h. of the lacrimal sac, h. lacrimalis,** protrusion of the mucosa of the lacrimal sac through an opening in its anterior wall. **h., lateral, h. lateralis,** diverticular hernia. **h., Lavater's.** See *Richter's hernia*. **h. lienalis,** hernia of the spleen. **h. of Littré.** See *Littré's hernia*. **h. Malgaigne's.** See *Malgaigne's hernia*. **h., mesocolic,** a protrusion of the bowel between two layers of the mesocolon. **h., obstructed.** See *h., incarcerated*. **h., obturator,** a protrusion of bowel through the obturator foramen. **h., omental,** a hernia containing omentum; epiplocele. **h., pectineal,** one that, having made its way internal to and behind the femoral vessels, rests upon the pectineus muscle. **h., perineal,** a protrusion of the abdominal contents between the fibers of the levator ani muscle in front of or to one side of the anus. **h., properitoneal,** one within the abdominal walls in front of the peritoneum. **h., pudendal.** Same as *h., labial*. **h., rectal.** 1. See *proctocele*. 2. A protrusion of part of the pelvic or abdominal contents through the anus, held in a sac formed by eversion of the rectum. **h., reducible,** one that may be returned by manipulation. **h., retrocecal,** a protrusion of the bowel occupying an inconstant pouch dorsad of the cecum. Syn., *Rieux's hernia*. **h., retroperitoneal,** a hernia in which the intestine lodges in the fossa duodenojejunalis. **h., Richter's.** See *Richter's hernia*. **h., Rieux's.** See *h., retrocecal*. **h., sacrorectal,** posterior proctocele from defective ossification of the sacrum. **h., scrotal,** that form of inguinal hernia in which the protrusion has entered the scrotum. **h., strangulated,** a hernia which is so tightly constricted at its neck as to interfere with its return, with the circulation of blood, and the passage of feces. **h., umbilical,** a protrusion of the abdominal contents through the umbilicus. **h., umbilicovesical,** hernia of the bladder through the umbilicus. **h., vaginal,** one protruding into the vagina. **h., ventral,** the name applied to protrusions of the abdominal contents through the abdominal walls in situations not usually subject to hernia. **h., w.-,** a hernia with two loops of intestine in the sac.

herniac (*her'-ne-ak*). 1. A person suffering from hernia. 2. A person who is congenitally liable to hernia, owing to some anatomical defect, such as an unobliterated vaginal process.

hernial (*her'-ne-al*). Pertaining to hernia. **h. sac,** the diverticulum of the peritoneum which the hernia pushes before it or into which it descends.

herniate (*her'-ne-āt*). To form a hernia.

herniated (*her'-ne-a-ted*). Suffering from a hernia.

herniation (*her-ne-a'-shun*). The formation of a hernia.

hernioceliotomy (*her-ne-o-se-le-ot'-o-me*) [*hernia*, a rupture; κοιλία, belly]. Abdominal section for the relief of hernia.

hernioid (*her'-ne-oid*) [*hernia*; εἶδος, resemblance]. Resembling a hernia.

hernioenterotomy (*her-ne-o-en-ter-ot'-o-me*) [*hernia*, a rupture; ἔντερον, bowel; τομή, a cutting]. Herniotomy combined with enterotomy.

herniolaparotomy (*her-ne-o-lap-ar-ot'-o-me*) [*hernia*, a rupture; λαπάρα, the flank; τομή, a cutting]. Same as *hernioceliotomy*.

herniology (*her-ne-ol'-o-je*) [*hernia*, hernia; λόγος, science]. That department of surgery which treats of the causes, diagnosis, and treatment of hernia.

hernioplasty (*her'-ne-o-plas-te*). The operation for the radical cure of hernia.

herniopuncture (*her-ne-o-punk'-chŭr*) [*hernia*; *punctura*, a pricking]. The puncture of a hernia.

herniotome (*her'-ne-o-tōm*) [*hernia*; τομή, a cutting]. A hernia knife.

herniotomy (*her-ne-ot'-o-me*) [see *herniotome*]. Operation for the relief of hernia by section of the constriction.

herogen (*her'-o-jen*). Trade name of a food preparation said to contain the essentials of meat, milk, cereals, malted grain and eggs.

heroic (*he-ro'-ik*) [ἥρως, a hero]. Bold or daring; rash or unusually severe; applied usually to medical treatment by large doses or by measures involving risk.

heroine, heroin (*her-o'-in*), $C_{17}H_{17}NO(C_2H_3O_2)_2$. The diacetic-acid ester of morphine. It is anodyne and sedative, and is used in coughs, dyspnea, and pectoral pains. Dose $\frac{1}{12}$–$\frac{1}{2}$ gr. (0.005–0.032 Gm.).

heromal (*her'-om-al*). A proprietary remedy for respiratory disorders said to contain malt extract, hypophosphites, and heroine.

Herophilus, torcular of (*her-off'-il-us*) [*Herophilus*, Greek physician, 335–280 B. C.]. The dilatation at the junction of the superior longitudinal, straight, two lateral, and two occipital sinuses.

heroterpine (*her-o-tur'-pēn*). A combination of heroine and terpine hydrate, indicated in bronchitis, asthma, etc.

herpes (*her'-pēz*) [ἕρπειν, to creep]. An acute inflammatory affection of the skin or mucous membrane, characterized by the development of groups of vesicles on an inflammatory base. **h. circinatus.** See *tinea circinata*. **h. exedens,** a general term for the varieties of herpes and lupus characterized by hard vesicles in thronged clusters and containing dense reddish or yellow fluid. **h. facialis,** an acute, noncontagious, inflammatory disorder of the skin that appears in the form of one or more groups of vesicles. It is commonly called fever-blisters, a form of herpes appearing especially on the lips. It is frequent in "cold," malaria, croupous pneumonia, and cerebrospinal meningitis. Syn., *herpes febrilis*. **h. febrilis.** See *h. facialis*. **h. gestationis,** herpes of the limbs in pregnancy. **h. iris,** a form of erythema with vesicles growing in a ring. It is usually seen on the backs of the hands and feet. **h. labialis.** See *h. facialis*. **h. præputialis, h. progenitalis,** a form of herpes in which vesicles, the size of a pin's head to that of a small pea, occur upon the glans penis and prepuce. **h. pyæmicus,** impetigo herpetiformis. **h. tonsurans.** See *tinea tonsurans*. **h. zoster,** herpes in which the lesions are distributed in relation to the course of a cutaneous nerve, and, as a rule, unilateral. They are usually seen in the line of the intercostal nerves, but may follow the course of any nerve. The outbreak of the eruption is generally preceded by severe neuralgic pain. Syn., *ignis sacer; shingles; zona; zoster*.

herpetic (*her-pet'-ik*) [*herpes*]. Pertaining to herpes. **h. sore throat.** See *tonsillitis, herpetic*.

herpetiform (*her-pet'-if-orm*) [*herpes; forma*, form]. Resembling herpes

herpetism (*her'-pet-ism*). A constitutional tendency to eruptions of herpes.

herpetography (*her-pet-og'-ra-fe*). Same as *herpetology*.

herpetology (*her-pet-ol'-o-je*) [1] [ἑρπετόν, a reptile; λόγος, discourse]. The classified knowledge of reptiles. [2] [ἕρπης, herpes; λόγος, treatise]. The science of skin-diseases, especially those of an herpetic nature.

Herpetomonas (*her-pet-om'-on-as*) [ἑρπετόν, a reptile; μονάς, unit]. A genus of flagellated infusorians found in the intestines of insects and in the blood of various animals. **H. donovani,** the parasite of kala-azar; it is transmitted by the bite of the bedbug.

hersage (*air-sazjh'*). Splitting up of a nerve trunk into its separate component fibers.

Herter's infantilism (*her'-ter*) [Christian Archibald *Herter*, American physician, 1857–1894]. Infantilism with distended abdomen, fatigue, diarrhea, and general autointoxication.

Herxheimer's spiral fibers (*herks'-hi-mer*) [Karl *Herxheimer*, German dermatologist, 1861–]. Spiral fibers found in the rete mucosum of the epidermis. **H.'s reaction,** the appearance of a maculo-papular eruption, deafness, or blindness, from the sudden onset of neuritis, following the treatment of syphilis by salvarsan, or the cacodylates.

Heryng's benign ulcer (*her'-ing*) [Théodor *Heryng*, Polish laryngologist, 1847–]. A solitary ulcer situated on the anterior fauces and resembling a large herpetic vesicle. **H.'s sign,** an infraorbital shadow observed on introducing an electric light into the mouth in empyema of the antrum of Highmore.

Herzberg's reagent for free hydrochloric acid. Moisten paper with a solution of Congo red; when dried, it turns blue or bluish-black upon being moistened with hydrochloric acid.

Heshl's convolution (*hesh'-l*). The transverse temporal convolution of the cerebrum.

hesperanopia (*hes-per-an-o'-pe-ah*) [ἑσπέρα, evening; ἄν, priv.; ὤψ, eye]. Nyctalopia.

Hesselbach's hernia (*hes'-el-bakh*) [Franz Kasper *Hesselbach*, German surgeon, 1759–1816]. A lobulated hernia passing through the cribriform fascia **H.'s ligament,** the ligamentum interfoveolare; a thin, fibrous, band extending from the posterior surface of the fascia transversalis, near the plica semilunaris, to the pubic bone and Gimbernat's ligament; it forms part of the conjoined tendon. **H.'s triangle,** a space bounded by Poupart's ligament below, the external border of the rectus abdominis internally, and the deep epigastric artery externally Direct inguinal hernia occurs in this space.

heteracephalous (*het-er-a-sef'-al-us*) [ἕτερος, other; κεφαλή, head]. See *heterocephalous*.

heteradelphia (*het-er-ad-el'-fe-ah*) [*hetero-*; ἀδελφός, brother]. Heteradelphous teratism.

heteradelphous (*het-er-ad-el'-fus*) [*hetero-*; ἀδελφός, brother]. Relating to an heteradelphus, or to an autosite and its parasite.

heteradelphus (*het-er-ad-el'-fus*) [*hetero-*; ἀδελφός, brother]. A joined twin monster, consisting

of an autositic monster with an attached parasite, the head of the latter being absent.

heteradenia (*het-er-ad-e'-ne-ah*) [*hetero-*; ἀδήν, a gland]. 1. Normal glandular structure occurring in a part normally not provided with glands. 2. Glandular structure departing from the normal type.

heteradenic (*het-er-ad-e'-nik*) [see *heteradenia*]. Pertaining to or consisting of tissue that is unlike normal glandular tissue, or to glandular tissue occurring in an abnormal place.

heteradenoma (*het-er-ad-en-o'-mah*) [*hetero-*; ἀδήν, gland; ὄμα, tumor: *pl.*, *heteradenomata*]. A tumor formed of heteradenic tissue.

heteralius (*het-er-a'-le-us*) [*hetero-*; ἅλως, a disc]. A double monster in which the parasite is very incomplete, and with no direct connection with the umbilical cord of its host.

heterauxesis (*het-er-awks-e'-sis*) [*hetero-*; αὔξησις, increase]. In biology, any unsymmetrical growth, normal or abnormal.

heterecious (*het-er-e'-se-us*) [*hetero-*; οἶκος, a house]. Parasitic upon different hosts at different stages of growth.

heterecism, heterœcism (*het-er-ē'-sizm*) [*hetero-*; οἶκος, a house]. Parasitism upon one host during one stage of growth or generation, and upon another host for the development of another stage or generation.

hetero- (*het-er-o-*) [ἕτερος, other]. A prefix denoting unlikeness.

heteroagglutinin (*het-er-o-ag-lu'-tin-in*). An agglutinin formed in the blood of an animal as the result of the injection of an antigen from an animal of a different species.

heteroalbumose (*het-er-o-al'-bū-mōs*) [*hetero-*; *albumose*]. A variety of albumose soluble in salt solutions, insoluble in water, and precipitated by saturation with sodium chloride or magnesium sulphate.

heteroalbumosuria (*het-er-o-al-bū-mo-sū'-re-ah*). The presence of heteroalbumose in the urine.

heteroblastic (*het-er-o-blas'-tik*) [*hetero-*; βλαστός, germ; bud]. Arising from tissue of a different kind.

heterocele (*het'-er-o-sēl*) [*hetero-*; κήλη, hernia]. A hernia existing in some prolapsed organ, as in a rectocele.

heterocelous, heterocœlous (*het-er-o-se'-lus*) [*hetero-*; κοῖλος, hollow]. Convexoconcave.

heterocentric (*het-er-o-sen'-trik*) [*hetero-*; κέντρον, center]. Applied to rays that do not meet in a common center.

heterocephalus (*het-er-o-sef'-al-us*) [*hetero-*; κεφαλή, the head]. A fetal monstrosity with two heads of unequal size.

heterochiral (*het-er-o-ki'-ral*) [*hetero-*; χείρ, hand]. Pertaining to, or referred to, the other hand.

heterochromatosis (*het-er-o-kro-mat-o'-sis*) [*hetero-*; χρῶμα, color]. 1. Pigmentation of the skin due to foreign substances. 2. See *heterochromia*.

heterochromia (*het-er-o-kro'-me-ah*) [see *heterochromatosis*]. A difference in color, as of the irides of the two eyes, or different parts of the same iris.

heterochromous (*het-er-o-kro'-mus*) [*hetero-*; χρῶμα, color]. In biology, having different colors.

heterochron (*het'-er-o-kron*) [*hetero-*; χρόνος, time]. Non-excitation of related neurons. Opposed to *isochron*.

heterochronia (*het-er-o-kro'-ne-ah*) [*hetero-*; χρόνος, time]. The production of a structure or the occurrence of a phenomenon at an abnormal period of time.

heterochronic, heterochronous (*het-er-o-kron'-ik, het-er-ok'-ron-us*) [see *heterochroma*]. Irregular in occurrence. Occurring at different times, or at other than the proper time.

heterochylia (*het-er-o-ki'-le-ah*) [*hetero-*; χυλός, chyle]. A variable condition of the gastric contents, changing suddenly from normal acidity to hyperacidity or anacidity.

heterocrania (*het-er-o-kra'-ne-ah*) [*hetero-*; κρανίον, skull]. 1. Asymmetry of the cranium. 2. Headache involving but one side of the head.

heterocrisis (*het-er-o-kri'-sis*) [*hetero-*; κρίσις, a crisis]. An abnormal crisis in disease.

heterocyclic compound (*het-er-o-si'-klik*) [*hetero-*; κύκλος, a circle]. A closed chain organic compound in which atoms of elements other than carbon enter into the composition of the ring.

heterodermic (*het-er-o-der'-mik*). Same as heteroepidermic, *q. v.*

heterodermotrophy (*het-er-o-der-mot'-ro-fe*) [*hetero-*; δέρμα, skin; τροφή, nutrition]. Disordered or perverted nutrition of the skin.

heterodesmotic (*het-er-o-dez-mot'-ik*) [*hetero-*; δεσμός, a bond]. Connecting other parts; applied to nerve-fibers connecting centers of unequal value or associating nervous centers with other parts.

heterodont (*het'-er-o-dont*) [*hetero-*; ὀδούς, tooth]. In biology, having more than one sort of teeth, as incisors, canines, molars; the opposite of *homodont*.

heterodymus (*het-er-od'-im-us*) [*hetero-*; δίδυμος, twin]. A double monster, the accessory part being but an imperfect head, with a neck and thorax by which it is implanted in the anterior abdominal wall of its host.

heteroepidermic (*het-er-o-ep-e-dur'-mik*) [*hetero-*; *epidermis*]. Pertaining to or taken from the skin of another person; a form of skin-graft, *q. v.*

heterogametous (*het-er-o-gam'-e-tus*) [*hetero-*; μάμος, marriage]. Pertaining to an individual having both dominant and recessive germ-cells.

heteroganglionic (*het-er-o-gan-gle-on'-ik*). Relating to different ganglia; applied to the connecting nerve-fibers between ganglia.

heterogeneity (*het-er-o-jen-e'-it-e*) [*hetero-*; γένος, kind]. The condition of being heterogeneous.

heterogeneous (*het-er-o-je'-ne-us*) [*hetero-*; γενος, kind]. Differing in kind or nature; composed of different substances; not homogeneous. **h. vaccine**, a vaccine derived from organisms outside of the patient in whose treatment they are to be used. See *autogenous vaccine*.

heterogenesis (*het-er-o-jen'-es-is*) [*hetero-*; γένεσις, generation]. A mode of reproduction in which the living parent gives rise to offspring that pass through totally different series of states from those exhibited by the parents, and do not return into the cycle of the parents.

heterogenetic (*het-er-o-jen-et'-ik*) [see *heterogenesis*]. Pertaining to heterogenesis

heteroglaucous (*het-er-o-glaw'-kus*) [*hetero-*; γλαυκός, bluish-green]. 1. Having one eye blue and the other black or gray. 2. Relating to the anomalous production of greenish or glaucous spots.

heterognathous (*het-er-o-nath'-us*) [*hetero-*; γνάθος, jaw]. Having dissimilar jaws.

heterogony (*het-er-og'-o-ne*) [*hetero-*; γόνος, generation]. A form of reproduction that consists in the occurrence, in the cycle of development, of individuals differing in structure from the parent forms and existing under special conditions of nutrition.

heterograft (*het'-er-o-graft*) [*hetero-; graft*]. Same as heteroplastic graft; see under *graft*.

heteroid, heteroideous (*het'-er-oid, -oid'-e-us*) [ἕτερος, other]. Formed diversely; as inclosed structures which differ from their investment.

heteroinfection (*het-er-o-in-fek'-shun*) [*hetero-; infection*]. 1. Infection transmitted by a person who is himself not affected. 2. Infection of any organism by a poison not produced within itself; opposed to autoinfection.

heteroinoculation (*het-er-o-in-ok-û-la'-shun*) [*hetero-; inoculation*]. Inoculation of one person with virus taken from another.

heterointoxication (*het-er-o-in-toks-e-ka'-shun*) [*hetero; intoxication*]. Intoxication by a poison not produced within the body; opposed to autointoxication.

heterokinesia (*het-er-o-kin-e'-ze-ah*) [*hetero-; κίνησις*, movement]. Making a movement other than that asked for or intended.

heterolalia (*het-er-o-la'-le-ah*) [*hetero-; λαλία*, talk]. The utterance of words other than those intended by the speaker; heterophemy.

heterolateral (*het-er-o-lat'-er-al*) [*hetero-; latus*, side]. Pertaining to or situated on, the opposite side.

heterologous (*het-er-ol'-o-gus*) [*hetero-; λόγος*, relation]. Differing from the normal **h. serum**, a serum obtained from a different animal than that upon which it is to be used. **h. tumors**, tumors constituted of a tissue different from that of the part in or on which they are situated.

heterology (*het-er-ol'-o-je*) [*hetero-; λόγος*, relation]. Abnormality in nature, form, or structure; development of an abnormal structure.

heterolopia, heterolopy (*het-er-o-lo'-pe-ah, het-er-ol'-o-pe*) [*hetero-; λοπός*, scale]. The presence of abnormal scales, crusts, or scabs.

heterolysin (*het-er-ol'-is-in*) [*hetero-; λύσις*, solution] A cytolysin produced in the body of one species of animal by the introduction of blood from a different species Cf. *isolysin*.

heterolysis (*het-er-ol'-is-is*) [see *heterolysin*]. The hemolytic action of the blood-serum of one animal upon the corpuscles of another species. Cf. *isolysis*.

heterolytic (*het-er-o-lit'-ik*). Pertaining to or produced by heterolysis or a heterolysin.

heteromeral, heteromeric (*het-er-om'-er-al, -ik*) [*hetero-; μέρος*, part]. Applied to neurons originating in one lateral side of the spinal cord and sending processes to the other side. Cf. *hecatomeral*.

heteromerous (*het-er-om'-er-us*) [*hetero-; μέρος*, a part] 1. Having homologous parts diversely composed. 2. Unlike in chemical composition.

heterometropia (*het-er-o-met-ro'-pe-ah*). The condition in which the refraction in the two eyes is dissimilar.

heterometry (*het-er-om'-et-re*) [*hetero-; μέτρον*, a measure]. Deviation from the normal state in a part, in regard to the amount of its contents.

heteromorphism (*het-er-o-mor'-fizm*) [*hetero-; μορφή*, form]. A condition marked by difference in form, as compared with the normal. In chemistry, the property of crystallizing in different forms. In biology· 1. A deviation from a type or norm. 2. Exhibiting different forms at different stages in the life-history.

heteromorphosis (*het-er-o-mor-fo'-sis*) [*hetero-; μόρφωσις*, formation]. Malformation or deformity; any disease characterized by deformity.

heteromorphous (*het-er-o-mor'-fus*) [*hetero-; μορφή*, form]. Differing from the normal in form.

heteronephrotrophy (*het-er-e-nef-rot'-ro-fe*) [*hetero-; νεφρός*, kidney; *τροφή*, nutrition]. Malnutrition or degeneration of any part of the kidney.

heteronomous (*het-er-on'-o-mus*) [*hetero-; νόμος*. law]. In biology, diversification in any series or set of morphologically related structures through specialization. On opposite sides; not homonomous, applied to crossed double visual images, such as are seen when there is a relative divergence of the eyes. Abnormal

heteronomy (*het-er-on'-o-me*) [*hetero-; νόμος*, law]. 1. Subordination to a law of adaptive modification. 2. The presence of segmentation. Cf. *autonomy* and *homonomy*.

heteronymous (*het-er-on'-im-us*) [*hetero-; ὄνομα*, name]. (1) Of different name. (2) Using unlike terms. *Note* This word is used incorrectly when applied to visual images. See *heteronomous*.

hetero-osteoplasty (*het-er-o-os'-te-o-plas-te*) [*hetero-; ὀστέον*, bone; *πλάσσειν*, to form]. The surgical grafting of bone, especially with a graft taken from a bone of one of the lower animals.

heteropagus (*het-er-op'-ag-us*) [*hetero-; πάγος*, fixture]. A double monster in which the parasite, having a head and extremities is attached to the anterior abdominal wall of its host.

heteropathic (*het-er-o-path'-ik*) [*hetero-; πάθος*, disease]. Pertaining to heteropathy.

heteropathy (*het-er-op'-ath-e*) [*hetero-; πάθος*, suffering]. 1. The treatment of a disease by inducing a different morbid condition to neutralize it. Allopathy. 2. Abnormal reaction to stimulus or irritation.

heterophasia (*het-er-o-fa'-ze-ah*). See *heterophemy*.

heterophemia, heterophemy (*het-er-o-fe'-me-ah, het-er-of'-em-e*) [*hetero-; φήμη*, utterance]. The saying of one thing while another is intended.

heterophonia (*het-er-o-fo'-ne-ah*) [*hetero-; φωνή*, voice]. Abnormal quality or change of voice.

heterophoralgia (*het-er-o-for-al'-je-ah*) [*heterophoria; ἄλγος*, pain]. Eye-strain or ocular pain caused by heterophoria.

heterophoria (*het-er-o-fo'-re-ah*) [*hetero-; φορός*, tending]. A relation of the visual lines of the two eyes other than that of parallelism. *Esophoria* is a tending of the lines inward; *exophoria*, outward; *hyperphoria*, a tending of the right or left visual line in a direction above its fellow; *hyperesophoria*, a tending of the visual lines upward and inward; *hyperexophoria*, upward and outward.

heterophthalmos (*het-er-of-thal'-mos*). See *heterochromia*.

heterophthongia (*het-er-off-thon'-je-ah*) [*hetero-; φθόγγος*, sound]. Synonym of *ventriloquism*.

heteroplasia (*het-er-o-pla'-ze-ah*) [*hetero-; πλάσσειν*, to form]. The presence, in a part, of a tissue that does not belong there normally.

heteroplasm (*het'-er-o-plazm*) [see *heteroplasia*]. Abnormal or false tissue.

heteroplastic (*het-er-o-plas'-tik*) [*hetero-; πλάσσειν* to form]. 1. Relating to heteroplasia. 2. Differing in structure.

heteroplastid (*het-er-o-plas'-tid*) [*hetero-; πλάσσειν*, to form]. A surgical graft.

heteroplasty (*het'-er-o-plas-te*) [see *heteroplasia*]. 1. Heteroplasia. 2. The operation of grafting parts taken from another species.

heteroprosopus (*het-er-o-pro-so'-pus*) [*hetero-; πρόσωπον*, face]. A fetus with two faces; janus or janiceps.

heteroproteose (*het-er-o-pro'-te-ōs*). A product of the digestion of syntonin in the stomach.

heteropsychology (*het-er-o-si-kol'-o-je*) [*hetero-*; ψυχή, soul; λόγος, treatise]. The study or science of psychology, as based upon facts other than those of one's own subjective experiences.

heteroptics (*het-er-op'-tiks*) [*hetero-*; ὀπτικός, belonging to sight]. Perverted vision.

heterorexia (*het-er-o-reks'-e-ah*) [*hetero-*; ὄρεξις, desire]. Perversion of the appetite.

heteroscope (*het'-er-o-skōp*) [*hetero-*; σκοπεῖν, to examine]. An apparatus for the accurate measurement of the various angles at which a deviating eye in strabismus can see.

heterosexuality (*het-er-o-seks-ū-al'-it-e*). Perverted sexual feeling toward one of the opposite sex.

heterostomy (*het-er-os'-to-me*) [*hetero-*; στόμα, mouth]. Lack of symmetry in the mouth.

heterotaxia (*het-er-o-taks'-e-ah*). See *heterotaxis*.

heterotaxis (*het-er-o-taks'-is*) [*hetero-*; τάξις, order]. Anomalous position or transposition of organs.

heterotherapy (*het-er-o-ther'-ap-e*) [*hetero-*; θεράπεια, treatment]. Treatment of a disease by attacking its most prominent symptom.

heterotonia (*het-er-o-to'-ne-ah*) [*hetero-*; τόνος, tension]. Variable tension.

heterotopia (*het-er-o-to'-pe-ah*) [*hetero-*; τόπος, place]. A misplacement of normal tissue, especially a congenital malformation of the brain, in which masses of gray matter are found transplanted into the white.

heterotopic (*het-er-o-top'-ik*). See *heterotopous*.

heterotopous (*het-er-ot'-o-pus*) [*hetero-*; τόπος, place]. Heterotopia; misplaced.

heterotoxin (*het-er-o-toks'-in*) [*hetero-*; *toxin*]. Any toxin introduced into the body from without.

heterotrichosis (*het-er-o-tri-ko'-sis*) [*hetero-*; θρίξ, hair]. Growth of different kinds of hair on the scalp or elsewhere.

heterotrichous (*het-er-ot'-rik-us*) [*hetero-*; θρίξ, hair]. Furnished with two kinds of cilia.

heterotrophia, heterotrophy (*het-er-o-tro'-fe-ah, het-er-ot'-ro-fe*) [*hetero-*; τροφή, sustenance]. Any perversion or disorder of nutrition.

heterotropia (*het-er-o-trop'-e-ah*). See *strabismus*.

heterotypic, heterotypical (*het-er-o-tip'-ik, het-er-o-tip'-ik-al*) [*hetero-*; τύπος, pattern] 1. Differing from type. 2 Applied to a monstrosity consisting of a well-developed fetus from which grows an immature secondary fetus.

heterotypus (*het-er-o-ti'-pus*) [*hetero-*; τύπος, a type]. A double monster having the parasitic fetus hanging from the ventral wall of the principal subject.

heterovalvate (*het-er-o-val'-vāt*) [*hetero-*; *valva*, valve]. Having two kinds of valves.

heteroxanthine (*het-er-o-zan'-thin*) [*hetero-*; ξανθός, yellow], $C_6H_4N_4O_2$. Methyl xanthine. A leukomaine that can be isolated from urine.

heteroxeny (*het-er-oks'-en-e*) [*hetero-*; ξένος, a host]. Cf. *heterecism*.

heterozygote (*het-er-o-zi'-gōt*) [*hetero-*; *zygote*]. A zygote from two different kinds of gametes.

heterozygous (*het-er-oz'-ig-us*). Containing both genes of an allelomorphic pair, or two genes of an allelomorphic series. Heterozygous individuals generally resemble the individuals homozygous for the dominant character, but they transmit the recessive to half their offspring

hetocresol, hetokresol (*het-o-kre'-sol*). See *cinnamyl-metacresol*.

hetoform (*het'-o-form*). Bismuth cinnamate.

hetol (*he'-tol*). See *sodium cinnamate*.

hetraline (*het'-ral-ēn*). A compound of hexamethylene tetramine with dioxybenzene.

hettocyrtosis (*het-o-sir-to'-sis*) [ἧττων, less; κύρτωσις, a curvature]. A slight curvature of the spine.

Heubner's disease (*hoyb'-ner*) [Johann Otto Leonhard *Heubner*, German pediatrist, 1843–1912] Syphilitic endarteritis of the brain.

heurteloup (*her'-tel-oop*) [Charles Louis Stanislas *Heurteloup*, French surgeon, 1793–1864]. An artificial leech or cupping-apparatus.

hexa- (*heks-ah-*) [ἑξ, six]. A prefix signifying six.

hexabasic (*heks-ah-ba'-sik*) [ἑξ, six; βάσις, a base]. An acid with six replaceable hydrogen atoms.

hexabromdioxydiphenylcarbinol (*heks-ah-brom-di-oks-e-di-fen-il-kar'-bin-ol*). A compound composed of cresols and halogens; proposed as a disinfectant, said to be non-poisonous but a much more powerful germicide than phenol.

hexachromic (*heks-ah-kro'-mik*) [ἑξ, six; χρῶμα, color]. Capable of recognizing only six of the seven spectrum colors; such persons are unable to distinguish violet from indigo.

hexad (*heks'-ad*) [ἑξ, six]. An element the atom of which has a quantivalence of six.

hexadactylism (*heks-ah-dak'-til-izm*) [*hexa* ; δάκτυλος, a finger]. Having six fingers or toes.

hexahydrohematoporphyrin (*heks-ah-hi-dro-hem-at-o-por'-fi-rin*). A reduction-product of hematin.

hexal (*heks'-al*). A combination of salicylic acid and urotropin; used as a sedative and antiseptic wash for the bladder.

hexamethylenamine (*heks-ah-meth-il-ēn'-am-in*), $C_6H_{12}N_4$, the *hexamethylenamina* of the U. S. P., a condensation-product obtained by the action of ammonia on formaldehyde. Syn., *hexamethylentetramine; urotropin*.

hexamethylenetetramine. *Hexamethylenamine*.

hexamine (*heks'-am-in*). *Hexamethylenamine*.

hexane (*heks'-ān*) [ἑξ, six], C_6H_{14}. The sixth member of the paraffin series of hydrocarbons. It is a liquid, boiling at about 71° C., found in various natural oils.

hexanitrin (*heks-ah-ni'-trin*). Mannitol nitrate

hexatomic (*heks-at-om'-ik*) [*hexa-*; ἄτομος, an atom]. Consisting of six atoms; also applied to atoms that are hexavalent, and to alcohols or other compounds having six replaceable hydrogen atoms.

hexavalent (*heks-av'-al-ent*) [*hexa-*; *valens*, having power]. Having the same combining power as six hydrogen atoms.

hexhydric (*heks-hi'-drik*) [*hexa-*; ὕδωρ, water]. 1. Containing six atoms of replaceable hydrogen. 2. Containing six molecules of water. h. **alcohols**, alcohols containing six hydroxyl groups attached to six different carbon atoms; they approach the sugars closely in their properties. Moderate oxidation converts them into glucoses.

hexiology (*heks-e-ol'-o-je*) [ἕξις, habit; λόγος, science]. The science of the relations of the organism to its environment.

hexone bases (*heks'-ōn*). Protein substances containing six atoms of carbon and having basic properties; these are lysin, arginin, histidin.

hexose (*heks'-ōs*) [ἑξ, six] Any monosaccharid which contains six carbon atoms in the molecule.

hexyl (*heks'-il*) [ἑξ, six; ὕλη, substance]. A hypothetical univalent radical C_6H_{13} occurring in some organic compounds.

hexylamine (*heks-il-am'-en*) $C_6H_{15}N$. A toxic ptomaine, found in putrid yeast.

hexylresorcinol (*heks-il-re-sor'-sin-ol*). A synthetic germicide, seven times as strong as phenol; it does not injure the tissues. S.T. 37.

Hey's infantile hernia (*ha*) [William *Hey*, English surgeon, 1736–1819]. See *Cooper's hernia*. **H.'s internal derangement**, dislocation of the

semilunar cartilages of the knee-joint, especially the internal. **H.'s ligament,** the femoral ligament, a falciform expansion of the fascia lata. **H.'s operation.** 1. *For amputation through the foot:* the same as *Lisfranc's operation,* except that the internal cuneiform bone is sawn through in a line with the articulation of the second metatarsal bone, instead of being disarticulated. 2. *For amputation of the leg:* the amputation is made in the middle of the leg by a long posterior flap, cut by transfixion, and a slightly shorter anterior one.

Heynsius' test for albumin (*hīn'-se-oos*) [Adrian *Heynsius,* Dutch physician, 1831–1885]. Add to the solution sufficient acetic acid to acidify, and a few c.c. of a saturated solution of sodium chloride and boil. A flocculent precipitate is produced by the presence of albumin.

HF. Hydrofluoric acid.

Hg. Chemical symbol of *hydrargyrum,* mercury.

hg. Abbreviation for hectogram.

$HgCl_2$. Mercuric chloride, corrosive sublimate

Hg_2Cl_2. Mercurous chloride, calomel.

HgI_2. Mercuric iodide.

Hg_2I_2. Mercurous iodide.

$Hg(NO_3)_2$. Mercuric nitrate.

HgO. Mercuric oxide.

Hg_2O. Mercurous oxide.

HgS. Mercuric sulphide.

$HgSO_4$. Merucric sulphate.

HI. Hydriodic acid.

hiant (*hī'-ant*) [*hiare,* to gape]. Yawning; gaping; opening by a fissure.

hiation (*hi-a'-shun*) [*hiare,* to gape]. The act of gaping or yawning. Cf. *pandiculation.*

hiatus (*hi-a'-tus*) [L., "a gap"]. 1. A space or opening. 2. The vulva. **h. aorticus,** the aortic opening in the diaphragm. **h. canalis facialis** or **Fallopii,** an oblique opening in the petrous portion of the temporal bone; see *Fallopius, hiatus of.* **h. maxillaris,** one on the inner aspect of the nasal part of the superior maxilla, establishing communication between the nose and the antrum of Highmore. Syn., *hiatus supramaxillaris.* **h. œsophageus,** the esophageal opening in the diaphragm. **h. sacralis,** an opening in the sacral canal posteriorly due to failure of the laminæ of the fifth sacral vertebra to meet in the median line. **h., Scarpa's.** See *Scarpa's hiatus.* **h. semilunaris.** 1. A groove in the external wall of the middle meatus of the nasal fossa. The antrum of Highmore and anterior ethmoid cells open into it. 2. An opening in the deep fascia of the arm for the passage of the basilic vein. **h. subarcuatus,** a depression in the petrosa lodging the flocculus. **h. tendineus,** the anterior opening of Hunter's canal.

Hibb's operation [Russell Aubra *Hibbs,* American surgeon]. 1. For *Pott's disease:* An osteoplastic operation for the elimination of motion by producing a fusion of the spinous processes, laminæ and lateral articulation of the spine. 2. For *congenital hip disease.* A mechanical method of reducing congenital hip dislocation without traumatism to muscle or bone.

hibernation (*hi-ber-na'-shun*) [*hibernus,* winter]. The dormant condition or winter-sleep of certain animals, notably bears, hedgehogs, etc.

hiccup, hiccough (*hik'-up*) [*hic,* a mimic word; *cough*]. A spasmodic contraction of the diaphragm causing inspiration, followed by a sudden closure of the glottis. Syn., *singultus.*

Hicks' (Braxton) sign [John Braxton *Hicks,* English gynecologist, 1825–1897]. Intermittent uterine contractions beginning at the end of the third month of pregnancy; they may also be produced by tumors distending the uterus.

hidden seizure. A popular name for various forms of slight or sudden epileptiform attacks.

hidebound disease. See *scleroderma.*

hidradenitis, hidroadenitis (*hi-drad-en-i'-tis, hi-dro-ad-en-i'-tis*). See *hidrosadenitis.* **h. suppurativa,** a condition marked by the formation of tumors the size of a pea which tend to develop into abscesses.

hidradenoma (*hi-drad-en-o'-mah*) [ἱδρώς, sweat *adenoma*]. Hyperplasia of an existing inflammatory tumor of a sweat-gland.

hidro- (*hi'-dro-*) [ἱδρώς, sweat]. A prefix signifying sweat.

hidroa (*hid-ro'-ah*) [ἱδρώς, sweat]. Sudamina; any dermal lesion associated with or caused by profuse sweating.

hidrocystoma (*hid-ro-sis-to'-mah*) [ἱδρώς, sweat; κύστις, a cyst; ὄμα, a tumor: *pl., hidrocystomata*]. A variety of sudamina appearing on the face, especially in women in middle and advanced life.

hidrodermia (*hi-dro-dur'-me-ah*) [ἱδρώς, sweat; δέρμα, skin]. Anomalies of sweat-secretion.

hidromancy (*hid'-ro-man-se*) [ἱδρώς, sweat; μαντεία, divination]. The forming of a prognosis from examination of the perspiration.

hidronosus (*hid-ron'-o-sus*) [ἱδρώς, sweat; νόσος, disease]. Any disease of the sweat-glands.

hidropedesis (*hid-ro-ped-e'-sis*) [ἱδρώς, sweat; πήδησις, a leaping]. Excessive sweating.

hidroplania (*hid-ro-pla'-ne-ah*) [ἱδρώς, sweat; πλάνη, a wandering]. Sweating in an unusual portion of the body.

hidropoiesis (*hid-ro-poi-e'-sis*) [ἱδρώς, sweat; ποίησις, formation]. The formation of sweat.

hidropoietic (*hid-ro-poi-et'-ik*) [see *hidropoiesis*]. Relating to hidropoiesis.

hidrorrhea (*hid-ror-e'-ah*) [ἱδρώς, sweat; ῥοία, a flow]. Excessive flow of sweat.

hidrosadenitis (*hid-ros-ad-en-i'-tis*) [ἱδρώς, sweat; ἀδήν, gland; ῖτις, inflammation]. Inflammation of the sweat-glands. **h., phlegmonous,** a furunculus beginning in the coil of a sweat-gland. **h., ulcerative,** a variety occurring as superficial ulceration in circular or horse-shoe-shaped areas attacking the palmar or plantar surfaces; it is prone to relapse.

hidroschesis (*hid-ros'-kes-is*) [ἱδρώς, sweat; σχέσις, retention]. Retention or suppression of the sweat.

hidrose (*hi'-drōs*) [ἱδρώς, sweat]. Relating to sweat.

hidrosis (*hid-ro'-sis*) [see *hidrose*]. 1. The formation and excretion of sweat. 2. Abnormally profuse sweating. 3. Any skin disease marked by disorder of the sweat-glands.

hidrotic (*hid-rot'-ik*) [ἱδρωτικός, producing sweat]. 1. Diaphoretic or sudorific. 2. A medicine that causes sweating.

hidrotopathic (*hid-ro-to-path'-ik*) [ἱδρώς, sweat; πάθος, disease]. Relating to a morbid state of the perspiratory function.

hieralgia (*hi-er-al'-je-ah*) [ἱερόν, sacred, sacrum; ἄλγος, pain]. Pain in the sacrum.

hiera-picra (*hi-er-ah-pik'-rah*) [L., "sacred bitters"]. Powder of aloes and canella. (Commonly, but incorrectly, called *hicra-picra.*)

hieromania (*hi-er-o-ma'-ne-ah*) [ἱερός, sacred; μανία, madness]. Religious frenzy.

hierophobia (*hi-er-o-fo'-be-ah*) [ἱερός sacred; φόβος, fear]. Morbid dread of religious rites.

hierotherapy (*hi-er-o-ther'-a-pe*) [ἱερός, sacred; θεραπεία, treatment]. The treatment of disease by religious practices.

high operation. 1. Supra-pubic lithotomy. See *lithotomy*. 2. Delivery by forceps of a fetus, the instrument being applied at the superior strait.

Highmore, antrum of (*hi'-mōr*) [Nathaniel *Highmore*, English anatomist, 1613–1685]. A cavity in the superior maxillary bone communicating with the middle meatus of the nose. **H., body of, H.'s corpus,** a thickening of the tunica albuginea at the posterior part of the testis, from which connective-tissue septa diverge.

highmoritis (*hi-mor-i'-tis*). Inflammation of the antrum of Highmore.

hilar (*hi'-lar*) [*hilum*, a little thing]. In biology, pertaining to the hilum.

Hildenbrand's disease (*hil'-den-brand*) [Johann Valentin von *Hildenbrand*, Austrian physician, 1763–1818]. Typhus fever.

Hilliard's lupus (*hil'-yard*). A form of lupus found on the hands and arms.

hillock (*hil'-ok*). A slight prominence or elevation. **h., seminal,** the verumontanum.

Hilton's law (*hil'-tun*) [John *Hilton*, English surgeon, 1804–1878]. The nerve-trunk supplying a joint supplies also the muscles moving the joint, and the skin over the insertion of these muscles **H.'s line,** a white line at the junction of the skin of the perineum and mucosa of the anus. **H.'s method,** to relieve pain in ulcers divide the nerve supplying the affected part. **H.'s muscle,** the aryteno-epiglottideus muscle. **H.'s sac.** See *Morgagni's ventricle*.

hilum, hilus (*hi'-lum, hi'-lus*) [L., "a little thing"]. A pit, recess, or opening in an organ, usually for the entrance and exit of vessels or ducts.

hind (*hīnd*) [AS., *hindan*, after; back]. Pertaining to the rear or posterior extremity. **h.-brain,** division of the brain in the embryo that becomes the cerebellum and the medulla oblongata. **h.-gut,** that part of the embryonic intestine from which the cecum, vermiform appendix, colon, and rectum are developed. **h.-kidney.** See *metanephros*.

Hindenlang's test for albumin (*hin'-den-lang*) [C. *Hindenlang*, German physician] On the addition of solid metaphosphoric acid to the liquid to be tested a precipitate is formed in the presence of albumin.

hinge-joint (*hinj'-joint*). See *diarthrosis*.

Hinshelwood's theory (*hin'-shel-wood*). Word blindness is due to a congenital defect of development of a small area in the temporal lobe of the cerebrum.

hip [AS., *hype*]. 1. The upper part of the thigh at its junction with the buttocks. 2. The hip-joint **h.-bath.** See *bath, hip-*. **h.-bone,** the ischium. **h.-girdle,** the pelvic arch. **h.-joint,** the articulation of the femur with the haunch-bone or innominate bone. **h.-joint, disease,** an inflammation of the hip-joint, usually tuberculous, and occurring most commonly in the young, and, according as it begins in the head of the femur, the acetabulum, or in the synovial membrane and proper structures of the joint, divided into femoral, acetabular, and arthritic. The symptoms are shuffling gait, pain often referred to the inner side of the knee, pain in the hip elicited by jarring the heel, deformity, abduction and eversion of the thigh, slight flexion of the knee, and arching of the lumbar spine; later, adduction and inversion of the thigh, with flexion of the knee and shortening of the limb. Suppuration with formation of fistulæ occurs in the advanced stages. Syn., *coxitis*. **h.-sickness,** mal de caderas; see under *mal*.

hipolite (*hip'-o-līt*). Trade name of a food preparation containing cocoanut oil and gelatin.

hippanthropy (*hip-an'-thro-pe*) [ἵππος, horse; ἄνθρωπος, man]. A form of zoanthropy in which the patient believes that he is a horse.

hippasia (*hip-a'-ze-ah*) [ἱππασία, riding]. Horseback exercise.

Hippel's disease (*hip'-el*). Glioma with numerous blood vessels occurring in the retina.

hippiater (*hip-e-a'-ter*) [ἵππος, a horse; ἰατρός, a physician]. A horse-doctor; a farrier.

hippiatric (*hip-e-at'-ric*) [ἵππος, a horse; ἰατρός, a physician]. Pertaining to veterinary surgery.

hippiatry (*hip-i'-at-re*) [ἵππος, horse; ἰατρεία, medical art]. Veterinary medicine, in so far as it relates to the horse; farriery.

hippo (*hip'-o*). 1. Ipecac. 2. A derivative of the *Strychnos* plant.

hippocamp (*hip'-o-kamp*) [see *hippocampus*]. The hippocampus major.

hippocampal (*hip-o-kam'-pal*) [see *hippocampus*]. Relating to the hippocampus **h. convolution,** a convolution on the cerebral mesial surface anterior to the lingual lobe. **h. fissure,** a fissure on the cerebral mesial surface above the temporal lobe.

hippocampus (*hip-o-kam'-pus*) [ἵππος, horse; κάμπος, a sea-monster: *pl., hippocampi*]. A name applied to two elevations, *hippocampus major* and *hippocampus minor*, the former situated in the middle, and the latter in the posterior, horn of the ventricles of the brain. When the term *hippocampus* is used alone, the *h. major* is meant.

hippocastanum (*hip-o-kas'-tan-um*). Horse-chestnut, the seed and bark of *Æsculus hippocastanum*.

hippocoryza (*hip-o-ko-ri'-zah*). Synonym of *equinia*.

hippocras (*hip'-o-kras*) [ἵππος, horse; κράτος, strength]. An old-fashioned cordial or liquor, made of red wine, sweetened and flavored.

Hippocratic (*hip-o-krat'-ik*) [*Hippocrates*, a Greek physician of the fifth century B. C]. Described by Hippocrates. **H. cap,** a roller bandage applied over the head. **H. cord,** the tendo Achillis **H. expression, H. facies,** an anxious pinched expression of the countenance, described as characteristic of peritonitis, cholera and other fatal diseases. **H. finger,** hypertrophy of the ungual phalanx and nail in phthisis and other wasting diseases. **H. sound,** the succussion sound. See *Hippocratis succussio*.

Hippocratis chorda, H. funis. The Achilles tendon. **H. morbus sacer,** epilepsy. **H. succussio,** succussion employed to obtain a splashing sound in seropneumothorax and pyopneumothorax.

Hippocratism (*hip-ok'-rat-izm*) [*Hippocrates*, a Greek physician]. Hippocrates' doctrine of imitating nature in the treatment of disease.

hippol (*hip'-ol*). Methylene hippuric acid; it is a colorless, crystalline body, recommended as a urinary antiseptic.

hippolith (*hip'-o-lith*) [ἵππος, horse; λίθος, stone]. A calculus or bezoar found in the stomach of the horse.

hippology (*hip-ol'-o-je*) [ἵππος, horse; λόγος, knowledge]. The anatomy, pathology, etc., of the horse.



HIPPOCRATES, 460–370 B. C.

Hippomane (*hip-om'-an-ē*) [ἵππος, horse; μανία, madness; the ancients believed that horses were madly fond of a plant called by this name]. A genus of euphorbiaceous trees. **H. mancinella** and **H. spinosa**, the manchineel trees of tropical America are extremely acrid and poisonous, even to the touch. They are used locally in medicine, especially in skin-diseases.

hippomelanin (*hip-o-mel'-an-in*) [ἵππος, horse; μέλας, black]. A pigment found in melanotic tumors in horses.

hippomyxoma (*hip-o-miks-o'-mah*) [ἵππος, a horse; μύξα, mucus]. The swelling attending farcy and glanders. Syn., *hippocoryzoma*.

hippopathology (*hip-o-path-ol'-o-je*) [ἵππος, horse; πάθος, disease; λόγος, science]. The science of the diseases of the horse.

hippophagy (*hip-off'-a-je*) [ἵππος, horse; φαγεῖν, to eat]. The eating of horse-flesh.

hipposteology (*hip-os-te-ol'-o-je*) [ἵππος, horse; ὀστέον, bone; λόγος, science]. The science of osteology as applied to the horse.

hippotomy (*hip-ot'-o-me*) [ἵππος, horse; τομή, a cutting]. Anatomy or dissection of the horse.

hippuline (*hip'-u-lin*). Same as theelin.

hippurate (*hip'-ū-rāt*) [ἵππος, horse; οὖρον, urine]. Any salt of hippuric acid, *q. v.*

hippuria (*hip-ū'-re-ah*) [ἵππος, horse; οὖρον, urine]. Excess of hippuric acid in the urine.

hippuric acid (*hip-ū'-rik*). See *acid, hippuric.* **h. acid, reaction for.** See *Luecke's reaction for hippuric acid.*

hippuris (*hip-ū'-ris*) [ἵππουρις, horse-tail]. The cauda equina, *q. v.*

hippus (*hip'-us*) [ἵππος, horse, from analogy to the movements of this animal]. Spasmodic pupillary movement, independent of the action of light.

hirathiol (*hi-rah-thi'-ol*). Trade name of a synthetic product containing ammonium compounds with some form of sulphur.

hirci (*her'si*). Plural of *hircus* 3.

hircismus (*her-siz'-mus*) [*hircus*, a goat]. The goat-like odor sometimes emitted by the human axilla.

hircus (*her'-kus*) [L., "goat"]. 1. The tragus. 2. *Hircismus, q. v.* 3. A hair growing in the axilla.

Hirschberg's test (*hērsh'-berg*) [Julius *Hirschberg*, German ophthalmologist, 1843–]. A rough estimate of the amount of strabismus is made by observing the position of the corneal reflection of a candle-flame held one foot in front of the eye to be tested, the examiner placing his own eye near the candle and looking just over it.

Hirschfeld's disease (*hērsh'-felt*). [Felix *Hirschfeld*, German physician, 1860–]. A form of diabetes of rapid march, which usually ends in death in three months, by progressive cachexia or by complication. **H.'s ganglion,** the gyrus hippocampi.

Hirschsprung's disease (*hērsh'-sprung*) [Harold *Hirschsprung*, Danish physician, 1830–1916]. Congenital hypertrophic dilatation of the colon.

hirsute (*her-sūt'*) [*hirsutus*, shaggy]. Shaggy; hairy.

hirsuties (*her-sū'-te-ēz*) [see *hirsute*]. Excessive growth of hair.

hirsutismus (*her-sū-tiz'-mus*) [*hir'sute*]. A condition characterized by growth of hair in unusual places by adult females.

Hirtz's rale. A moist, subcrepitant rale, of a somewhat metallic character, pathognomonic of tuberculous softening.

hirudin (*hir'-oo-din*) [*hirudo*, leech]. The active principle of a secretion derived from the buccal glands of the pond-leech. *Sanguisuga medicinalis;* it is said to be a secondary albumose, and has the property of preventing the coagulation of blood.

hirudiniculture (*hi-roo'-din-e-kul-chūr*) [*hirudo*, leech; *cultura*, culture]. The artificial breeding and rearing of leeches.

hirudo (*hi-roo'-do*)[L.: pl., *hirudines*]. The leech, *q. v.*

His' canal [1. Wilhelm *His*, German anatomist, 1831–1904; 2. Wilhelm *His*, Jr., German physician, 1863–]. [1] The thyroglossal duct of the fetus, of which the cecal foramen of the tongue is the vestige and which may persist during postnatal life. [1] **H.'s germinal cell,** any epiblastic cell in the neural tube from which a neurone is developed. [2] **H.'s muscle bundle,** a neuromuscular band joining the right auricle to the ventricles in the mammalian heart. [1] **H.'s peripheral veil,** the spongy felt-work formed by the ectal ends of the spongioblasts of the neural tube. [1] **H.'s perivascular spaces,** lymph-spaces surrounding the blood-vessels of the brain and spinal cord. [1] **H.'s stroma,** the trabecular framework of the mammary gland. [2] **H.'s sulcus terminalis,** a furrow on the surface of the right auricle; it corresponds in position to the crista terminalis of His, a vertical ridge in the interior of the right auricle.

histaffine (*his'-taf-in*) [*histo-; affinis*, related]. 1. Having affinity for tissues. 2. A substance supposed to be present in the blood-serum in certain diseases such as syphilis and trypanosomiasis; and which is said to produce complement fixation.

histamine (*his'-tam-ēn*). A substance formed from histidine; its action on the coronary arteries is the opposite to that of epinephrin.

histanaerobe (*his-tan-a'-e-rōb*) [*histo-; aerobe*]. An anaërobic microörganism which requires for its growth the presence of a piece of sterile tissue added to the medium.

histase (*his'-tās*). An enzyme which digests tissue.

histic (*his'-tik*) [ἱστός, a web]. Relating to tissue.

histidine (*his'-tid-ēn*), $C_6H_9N_3O_2$. A base present among the hydrolytic products of casein, albumin, blood-serum, and horn, and a constant cleavage-product of the more complex plant and animal proteins.

histin (*his'-tin*) [ἱστίον, a web]. Fibrin.

histioid (*his'-te-oid*). Histoid.

histioma (*his-ti-o'-mah*) [ἱστίον, a web; ὄμα, a tumor]. A tissue tumor in which distinct tissues may be recognized, but which do not arrange themselves to form organs.

histo- (*his-to-*) [ἱστός, tissue]. A prefix denoting relation to tissue.

histoblast (*his'-to-blast*) [*histo-; βλαστός*, a germ]. A cell engaged in the formation of tissue.

histochemistry (*his-to-kem'-is-tre*) [*histo-; chemistry*]. The chemistry of the histological elements of the body.

histocyte (*his'-to-sīt*) [ἱστός, tissue; κύτος, cell]. A connective-tissue cell.

histocytosis (*his-to-si-to'-sis*) [*histo-; cell; πάθος*, state]. Presence of histocytes in the blood. **h. lip'oid.** See Niemann-Pick disease.

histodialysis (*his-to-di-al'-is-is*) [*histo-; διάλυσις*, dissolution]. The dissolution of organic tissue.

histofluorescence (*his-to-floo-or-es'-ens*). The administration of fluorescing drugs during Roentgen-ray treatment.

histogenesis (*his-to-jen'-es-is*) [*histo-; γένεσις*, generation]. The formation of tissues.

histogenetic (*his-to-jen-et'-ik*) [see *histogenesis*]. Relating to histogenesis.

histogenol (*his-toj'-en-ol*). A compound of phosphorus and arsenic, each dessertspoonful containing ½ gr. (0.032 Gm.) of disodic methyl arsenate and 1½ gr. (0.1 Gm.) of nucleic acid.

histogeny (*his-toj'-en-e*). See *histogenesis*.

histography (*his-tog'-ra-fe*) [*histo-; γράφειν*, to write]. A written account of the tissues.

histohematin (*his-to-hem'-at-in*) [*histo-; αἷμα*, blood]. A pigment found in muscles, suprarenal capsules, and other organs, and believed to have a respiratory function.

histoid (*his'-toid*) [*histo-; εἶδος*, likeness]. 1. Resembling tissue. 2. Composed of only one kind of tissue.

histoirritative (*his-to-ir'-it-a-tiv*). Irritative to connective tissue.

histokinesis (*his-to-kin-e'-sis*) [*histo-; κίνησις*, movement]. Movement that takes place in the minute structural elements of the body.

histologic, histological (*his-to-loj'-ik, -al*) [see *histology*]. Relating to histology.

histologist (*his-tol'-o-jist*) [*histo-; λόγος*, science]. One who is expert in histology.

histology (*his-tol'-o-je*) [*histo-; λόγος*, science]. The minute anatomy of tissues. **h., normal,** the study of sound tissues. **h., pathological,** the study of diseased tissues. **h., topographical,** the study of the minute structure of the organs and especially of their formation from the tissues.

histolysis (*his-tol'-is-is*) [*histo-; λύσις*, dissolution]. Disintegration and dissolution of organic tissue.

histolytic (*his-tol-it'-ik*) [*histo-; λύσις*, dissolution]. Pertaining to histolysis.

histoma (*his-to'-mah*) [ἱστός, tissue; ὄμα, tumor]. A tissue tumor.

histometaplastic (*his-to-met-ah-plas'-tik*). Causing tissue metaplasia.

histomine (*his'-to-mēn*). A product of tissue catabolism.

histomorphology (*his-to-morf-ol'-o-je*) [*histo-; μορφή*, form; *λόγος*, science]. The morphology of the histological elements of the body.

histon (*his'-ton*) [ἱστός, tissue]. A protein prepared from the nuclei of cells. It belongs to the group of proteins known as albumoses or propeptones.

histonomy (*his-ton'-o-me*) [*histo-; νόμος*, a law]. The laws of the development and arrangement of organic tissue.

histonuria (*his-ton-ū'-re-ah*). The presence of histon in the urine.

histopathology (*his-to-path-ol'-o-je*) [*histo-; pathology*]. The study of minute pathological changes in tissues.

histophysiology (*his-to-fiz-e-ol'-o-je*) [*histo-; physiology*]. The science of tissue functions.

histopin (*his'-to-pin*). Trade name of a gelatinous extract of staphylococci for local immunization of the skin in superficial staphylococcus infections such as furunculosis, etc.

Histoplasma capsulatum (*his-to-plaz'-mah cap-sula'-tum*). A protozoon parasitic in man in Central and South America.

histoplasmosis hominis (*his-to-plaz-mo'-sis hom'-in-is*). The diseased state of the human body caused by the *Histoplasma capsulatum*.

history (*his'-tor-e*) [ἱστορία, a learning by inquiry]. A narrative; story. **h., biological,** the life-story of any animal. **h., medical,** the account obtained from a patient as to his health, past and present, and the symptoms of his disease.

histosan (*his'-to-san*). Trade name of guaiacol-albuminate; said to be useful in tuberculosis and other diseases of the respiratory system.

histotherapeutics, histotherapy (*his-to-ther-ap-ū'-tiks, his-to-ther'-ap-e*) [*histo-, θεραπεία*, therapy]. The remedial use of animal tissues.

histothrombin (*his-to-throm'-bin*) [*histo-; thrombin*]. A thrombin formed from connective tissue.

histotome (*his'-to-tōm*) [*histo-; τέμνειν*, to cut]. An apparatus for cutting tissue for the study of its minute structure; a microtome.

histotomy (*his-tot'-o-me*) [see *histotome*]. The dissection of tissues.

histotripsy (*his-to-trip'-se*) [*histo-; τρίψις*, a crushing]. The crushing of tissue by an ecraseur.

histotromy (*his-tot'-ro-me*) [*histo-; τρόμος*, tremor]. Fibrillary contraction.

histotrophic (*his-to-trof'-ik*) [*histo-; τροφή*, nourishment]. Concerning the nutrition of the tissues.

histotropic (*his-to-trop'-ik*) [*histo-; τρόπος*, a turn]. The property of entering into chemical combination with the tissues.

Histozoa (*his-to-zo'-ah*) [*histo-; ζῷον, animal*]. See *Metazoa*.

histozoic (*his-to-zo'-ik*) [*histo-; ζῷον*, animal]. Living on or within the tissues; denoting certain protozoan parasites.

histozyme (*his'-to-zīm*) [*histo-; ζύμη*, leaven]. A ferment found in the kidneys of pigs, and concerned in splitting up hippuric acid.

histrionic (*his-tre-on'-ik*) [*histrio*, an actor]. Dramatic. **h. mania,** insanity with affectation and lofty manner. **h. muscles,** the muscles of

expression of the face. **h. spasm**, spasm of the muscles of expression.

histrionism (*his'-tre-on-izm*) [*histrio*, a player]. Dramatic action in insanity or in hysteria.

Hittorf tube (*hit-orf*) [Johan Wilhelm *Hittorf*, German physicist, 1824–1914]. Crooke's tube, *q. v.*

Hitzig's center (*hit'-zig*) [Julius Edward *Hitzig*, German physician, 1838–1907]. A center in the supramarginal gyrus which is supposed to govern the voluntary movements of the eyeballs. **H.'s zone**, a hypesthetic zone extending around the trunk in tabes dorsalis.

hives (*hīvz*) [origin uncertain]. 1. Urticaria. 2. In Great Britain the term is also applied to croup, laryngitis, and chicken-pox.

Hl. Abbreviation for latent hypermetropia; and for hectoliter.

Hm. Abbreviation for manifest hypermetropia; and for hectometer.

H. M. C. Abbreviation for hyoscine-morphine-cactine anesthesia.

HNO_2. Nitrous acid.

HNO_3. Nitric acid.

H_2O. Hydrogen monoxide, water.

H_2O_2. Hydrogen dioxide.

Ho. Chemical symbol of the element *holmium*.

hoang-nan, or **hwang-nao** (*ho-ang-nan'*, *hwang-now'*) [Chinese]. A Chinese preparation obtained from the bark of *Strychnos gaultheriana*. Its properties are due to a small percentage of strychnine. It is recommended as an alterative in syphilis, leprosy, and similar diseases, and is an alleged preventive of hydrophobia if given in large doses (gr. xv) during the period of incubation. Dose of the powdered drug gr. iij–v; of the aceto-alcoholic extract gr. ½–½; of the tinct. ♏ j–v.

hoarhound, horehound (*hōr'-hownd*). See *marrubium*.

hoarse (*hors*) [ME., *hoors*, harsh]. Harsh; grating; discordant; applied to the voice.

hoarseness (*hors'-nes*) [ME., *hoorsnesse*, hoarseness]. Harshness of the voice depending on some abnormal condition of the larynx or throat.

hobnail liver. The liver of advanced atrophic cirrhosis, so called on account of the small projections on the surface. Syn., *gin-drinker's liver*.

Hoboken's valves. The secondary windings of the vessels of the umbilical cord that form grooves externally and valve-like projections internally.

Hoche, bandelette of (*hok*). A small bundle of nerve-fibers, a part of the fasciculus posterior proprius.

Hochenegg's operation (*hok'-en-eg*). See under *operations*.

Hochsinger's sign (*hōkh'-zing-er*) [Carl *Hochsinger*, Austrian pediatrist, 1860–]. 1. The existence of indicanuria in tuberculosis of childhood. 2. In tetany, if pressure is made on the inner side of the biceps brachii, the fist closes.

hock, hough (*hok*) [ME., *houz*, heel]. The joint on the hind-leg of a quadruped between the knee and the fetlock, corresponding to the ankle-joint in man. In man, the back part of the knee-joint; the ham.

Hodara's disease (*ho-dah'-rah*) [Menahem *Hodara*, Turkish physician]. A form of trichorrhexis nodosa that has been observed by Hodara in women in Constantinople.

Hodge's forceps, (*hodj*) [Hugh Lenox *Hodge*, American gynecologist, 1796–1873]. An obstetrical forceps. **H.'s pessary**, an oblong pessary with a double curve, used to correct backward displacements of the uterus. **H.'s plane**, a plane parallel to that of the pelvic inlet, passing through the upper border of the os pubis and the middle of the second sacral vertebra.

Hodgen's apparatus (*hod'-gen*) [John Thompson *Hodgen*, American surgeon, 1826–1882]. A modification of Smith's anterior splint.

Hodgkin's disease (*hodj'-kin*) [Thomas *Hodgkin*, English physician, 1798–1866]. Pseudoleukemia; progressive hyperplasia of the lymphatic glands associated with anemia.

Hodgson's disease (*hodj'-sun*) [Joseph *Hodgson*, English physician, 1788–1869]. Senile atheroma of the aorta with consequent lesion of aortic valves.

hodograph (*hod'-o-graf*) [ὁδός, a path; γράφειν, to write]. 1. An instrument for recording locomotor movements. 2. Of Sir Wm. Hamilton, a curve demonstrating the velocity of a moving particle; it is employed in the study of central forces.

hodoneuromere (*hod-o-nū-ro-mēr*) [ὁδός, path; νεῦρον, nerve; μέρος, part]. A section of the trunk with its neurons and their processes.

hody-potsy (*ho'-de-pot'-se*). A form of mutilating mycosis found in Madagascar; it resembles leprosy.

hoe (*ho*) [ME., *howe*, a hoe]. A scraping-instrument used in operations for cleft-palate, or in dentistry.

Hoen's degeneration (*ho'-en*). Degenerative change in striated muscles with nuclear proliferation.

Hoff's law. See *Van't Hoff's law*.

Hoffa's operation (*hof'-fer*) [Albert *Hoffa*, German orthopedist, 1859–1907]. A "bloody" method of reducing congenital dislocation of the hip.

Hoffmann's anodyne (*hof'-man*) [Friedrich *Hoffmann*, German physician, 1660–1742]. A compound of ether, 30; alcohol, 67; ethereal oil, 3. It is anodyne, stimulant, and antispasmodic, and is used in nervous irritation, angina pectoris, and asthma. Dose 30 min.–2 dr. (2–8 Cc.). **H.'s symptom**, increase of the mechanical irritability of the sensory nerves in tetany. **H.'s test for tyrosin**, add to the solution to be tested mercuric nitrate and boil; then add nitric acid containing some nitrous acid. If tyrosin is present, a beautiful red coloration is produced and a red precipitate is formed.

Hoffmann's duct (*hof'-man*) [Moritz *Hoffman*, German anatomist, 1622–1698]. Duct of Wirsung.

Hoffmann's type of progressive muscular atrophy (*hof'-man*) [Johann *Hoffman*, German physician]. See *Charcot-Marse's type of progressive muscular atrophy*.

Hofmeister's test for leucin (*hof'-mi-ster*). A deposit of metallic mercury is formed on warming a solution of leucin with mercurous nitrate. **H.'s test for peptones**, prepare phosphotungstic acid by dissolving commercial sodium tungstate in boiling water and adding phosphoric acid until acid in reaction; acidify strongly with hydrochloric acid after cooling, and filter when it has stood 24 hours. On adding this to a peptone solution entirely free from albumin it yields a precipitate.

hog cholera. A contagious, febrile, disease of hogs, due to *Bacillus choleræ suis.*

Hohl's method (*hōl*) [Anton Friedrich *Hohl*, German physician, 1789–1862]. A method of preserving the perineum in labor. It consists in applying resistance to the presenting part, the thumb being applied anteriorly to the occiput and the index and middle fingers posteriorly upon that portion of the head lying nearest the commissure.

holadin (*hol'-ad-in*) [ὅλος, entire; ἀδήν, gland]. Trade name of a preparation of the entire pancreas. It is sold in 3 gr. capsules.

holagogue (*hol'-ag-og*) [ὅλος, whole; ἄγωγος, leading]. A medicine or remedy that expels or drives out the whole of a morbid substance. A radical remedy.

holarthritic (*hol-ar-thrit'-ik*). Pertaining to *polyarthritis, q. v.*

holarthritis (*hol-ar-thrı'-tis*). See *polyarthritis.*

Holden's line (*hōl'-den*) [Luther *Holden*, English surgeon, 1815–1905]. A sulcus below the fold of the groin, starting from the femoroscrotal furrow, and fading away between the great trochanter and the anterior superior iliac spine it crosses the middle of the capsule of the hip.

Luther Holden.

holder (*hōld'-er*). A device for holding instruments, sponges, etc., in surgical operations.

hold-fast (*hōld'-fast*). A "lumpy-jaw" tumor. See *actinomycosis.*

holgin (*hol'-jin*). Trade name of an antiseptic compound of menthol, formaldehyde and methyl alcohol.

hollow (*hol'-o*). 1. Empty within; not solid. 2. A depression; a vacuity. **h.-back,** lordosis. **h.-foot,** same as *talipes, cavus, q. v.* **h.-horn, h.-tail.** Synonym of *Texas fever.*

hollyhock (*hol'-e-hok*). See *althea.*

Holmes' operation (*hōlmz*) [Timothy *Holmes*, English surgeon, 1825–1907]. *For excision of the os calcis:* an incision is made from the inner edge of the Achilles tendon along the upper border of the os calcis and the outer border of the foot to the calcaneocuboid joint, and this is joined by another incision running across the sole, the peroneal tendons being divided.

Holmgren's test (*holm'-gren*) [Alarik Frithiof *Holmgren*, Swedish physiologist, 1831–1897]. A test for color-blindness. The patient is requested to match skeins of different colored worsted, and if color-blind, he always selects characteristic shades.

holmium (*hol'-me-um*) [*Holm*, a Swedish geologist]. Rare chemical element, symbol Ho, atomic weight 163.5.

holo- (*hol'-o-*) [ὅλος, entire]. A prefix signifying entirety.

holoblast (*hol'-o-blast*) [*holo-*; βλαστός, germ]. In biology, an ovum that undergoes complete segmentation while germinating.

holoblastic (*hol-o-blas'-tik*) [ὅλος, whole; βλαστός, germ]. Applied to ova in which the entire yolk is included in the process of segmentation; one in which there is no separate food-yolk.

holocaine (*hol-o-ka'-in*). A crystalline combination of paraphenetidin and acetphenetidin. The hydrochloride is employed as an anesthetic in ophthalmic practice in 1% solution.

holocrine (*hol'-o-krēn*) [*holo-*; κρίνειν, to separate]. Applied to a gland the cell of which, after having elaborated the material of secretion, falls into disuse and disappears. Cf. *merocrine.*

holodiastolic (*hol-o-di-as-tol'-ik*) [*holo-*; *diastole*]. Relating to the entire diastole.

holometabolic (*hol-o-met-ab-ol'-ik*) [*holo-*; μεταβολή, change]. In biology, applied to animals that undergo complete metamorphosis or transformation, as insects.

holonarcosis (*hol-o-nar-ko'-sis*) [*holo-*; νάρκωσις, stupor]. Complete narcosis.

holopathy (*hol-op'-ath-e*) [*holo-*; πάθος, disease]. 1. A general or constitutional disease of which a local disorder is but a manifestation. 2. The theory that local diseases are manifestations of a general disorder.

holoplexia (*hol-o-pleks'-e-ah*) [*holo-*; πλῆξις, a stroke]. Complete or general paralysis.

holopon (*hol'-o-pon*). Trade name of a preparation of opium, said to contain all its alkaloids; similar to *pantopon.*

holorhachischisis (*hol-o-rak-is'-kis-is*) [*holo-*; ῥάχις, spinal column; σχιζεῖν, to cleave]. A congenital absence of the vertebral canal.

holoschisis (*hol-os'-kis-is*) [*holo-*; σχίσις, cleavage]. Amitotic or indirect cell-division; amitosis.

holosteosclerosis (*hol-os-te-o-skler-o'-sis*) [*holo-*; ὀστέον, bone; σκλήρος, hard]. General osteosclerosis.

holosteous (*hol-os'-te-us*) [*holo-*; ὀστέον, a bone]. In biology, having a completely bony skeleton.

holosteric (*hol-os'-ter-ik*) [*holo-*; στερεός, solid]. Not liquid; composed entirely of solids.

holostomatous (*hol-o-sto'-mat-us*) [*holo-*; στόμα, mouth]. In biology, having the mouth entire, neither notched nor with parts missing.

holosymphysis (*hol-o-sim'-fiz-is*) [*holo-*; σύμφυσις, a growing together]. Complete union.

holosystolic (*hol-o-sis-tol'-ik*) [*holo-*; *systole*]. Relating to the entire systole.

holotetanus (*hol-o-tet'-an-us*) [*holo-*; τέτανος, tetanus]. General tetanus; called also *holotonia.*

holotomy (*hol-ot'-o-me*) [*holo-*; τέμνειν, to cut]. Complete surgical excision of a part or organ.

holotonia, or **holotony** (*hol-o-to'-ne-ah, hol-ot'-o-ne*) [*holo-*; τείνειν, to stretch]. Same as *holotetanus.*

holotonic (*hol-o-ton'-ik*) [*holo-*; τείνειν, to stretch]. Relating to, or characterized by, holotetany.

holotopic (*hol-o-top'-ik*) [*holo-*; τόπος, place]. Pertaining to the relation of a part to the entire organism.

holotopy (*hol-ot'-o-pe*). Waldeyer's term for the relation of a part or organ to the whole organism. Cf. *idiotopy; skeletotopy; syntopy.*

ho-louan (*ho-loo-an'*) [Chinese]. Cholera.

holozoic (*hol-o-zo'-ik*) [*holo-*; *ζῷον*, an animal]. In biology, entirely resembling animals in mode of nutrition.

Holthouse's hernia (*hōlt'-hows*) [Carsten *Holthouse*, English surgeon, 1810–1890]. An oblique inguinal hernia in which, owing to the nondescent of the testis or from other causes, the hernia protrudes outward along the fold of the groin.

holting (*hōlt'-inɡ*) [Barnard *Holt*, English surgeon, 19th century]. The divulsion of a urethral stricture by Holt's dilator.

Holtz machine (*hōltz*) [Wilhelm *Holtz*, German physicist, 1836–1913]. A particular form of electrostatic induction-machine.

holzin (*holt'-zin*). Formaldehyde in a 60% solution in methyl-alcohol. An antiseptic and disinfectant.

holzinol (*holt'-zin-ol*). A solution of formaldehyde in methyl-alcohol containing a small proportion of menthol. Antiseptic and disinfectant.

homagra (*hom-a'-ɡrah*). See *omagra*.

homalocephalus (*hom-al-o-sef'-al-us*) [*ὁμαλός*, flat; *κεφαλή*, the head]. Lissauer's term for "flat headed."

homalocoryphus (*hom-al-o-kor'-if-us*) [*ὁμαλός*, flat; *κορυφή*, the head]. Lissauer's term for a skull in which the angle formed by two lines drawn from the bregma and the occipital point to the highest point above is between 132° and 142°.

homalodermatous, homalodermous (*ho-mal-o-dur'-mat-us, -dur'-mus*) [*ὁμαλός*, smooth; *δέρμα*, skin]. Having a smooth skin.

homalographic (*hom-al-o-ɡraf'-ik*) [*ὁμαλός*, level; *γράφειν*, to write]. Pertaining to homolography. **h. method**, a method of showing the structure of the body by means of plane sections of a frozen body.

homalography (*hom-al-oɡ'-ra-fe*) [*ὁμαλός*, level; *γράφειν*, to record]. Anatomy by sections; representing structure by sketches of various sections

homalometopus (*hom-al-o-met-o'-pus*) [*ὁμαλός*, flat; *μέτωπον*, the space between the eyes] Lissauer's term for a skull having a frontal angle between 130.5° and 141°.

homalopisthocranius (*hom-al-o-pis-tho-kra'-ne-us*) [*ὁμαλός*, flat; *ὄπισθεν*, behind; *κρανίον*, the skull]. Lissauer's term for a skull in which the angle formed by lines joining the external occipital protuberance and the occipital point with the highest point of the skull is 140° to 154°.

homalosternal (*hom-al-o-ster'-nal*) [*ὁμαλός*, even, level; *στέρνον*, sternum]. In biology, having a raftlike or keelless sternum; as certain birds.

homaluranus (*hom-al-ū-ra'-nus*) [*ὁμαλός*, flat; *οὐρά*, a tail]. Lissauer's term for a skull in which the angle formed by lines joining the occipital point and the bregma with the highest point of the skull is between 147.5° and 163.5°.

homatropine (*ho-mat'-ro-pēn*), $C_{16}H_{21}NO_3$. An alkaloid derived from atropine. It causes dilation of the pupil and paralysis of accommodation as does atropine, but its effects pass off more quickly—usually in two or three days. The hydrobromide is the salt generally employed. **h. hydrobromide** (*homatropinæ hydrobromidum*, U. S. P.), $C_{16}H_{21}NO_3$ HBr, white crystals used as a mydriatic and in the night-sweats of tuberculosis. Dose $\frac{1}{120}$–$\frac{1}{60}$ gr. (0.0005–0.0011 Gm.); maximum dose, single, $\frac{1}{60}$ gr. (0.001 Gm.). Application, 1% solution.

homaxial (*hom-aks'-e-al*). Same as *homaxonic*, *q. v.*

homaxonial, homaxonic (*hom-aks-on'-e-al, hom-aks-on'-ik*) [*homo-*; *ἄξων*, axis]. Having equal axes.

Home's lobe [Sir Everard *Home*, English surgeon, 1763–1832]. A small, glandular structure sometimes seen between the caput gallinaginis and the sphincter vesicæ It represents the third lobe of the prostate and may become considerably enlarged in old people.

homedric (*hom-ed'-rik*) [*homo-*; *ἕδρα*, a base]. Having equal facets.

homeo- (*ho-me-o*) [*ὅμοιος*, like]. A prefix signifying likeness.

homeochronus (*ho-me-ok'-ro-nus*) [*homeo-*; *χρόνος*, time] 1. Similar in time or periodicity. 2. In true onteogenetic sequence; appearing in proper order or time.

homeocyte (*ho'-me-o-sīt*) [*homeo-*; *κύτος*, cell]. Same as *lymphocyte*.

homeograft (*ho'-me-o-ɡraft*) [*homeo-*; ME., *graff*]. A skin graft transplanted from one person to another.

homeomerous (*ho-me-om'-er-us*) [*homeo-*; *μέρος*, part]. In biology, having given organs or parts distributed uniformly throughout.

homeomorphous (*ho-me-o-mor'-fus*) [*homeo-*; *μορφή*, form]. Like or similar in form and structure.

homeo-osteoplasty (*ho-me-o-os'-te-o-plas-te*) [*homeo-*; *ὀστέον*, bone; *πλάσσειν*, to mold]. The grafting of a piece of bone similar to that upon which it is grafted.

homeopath (*ho'-me-o-path*) [see *homeopathy*]. Homeopathist.

homeopathic (*ho-me-o-path'-ik*) [see *homeopathy*]. Relating to homeopathy.

homeopathist (*ho-me-op'-ath-ist*) [see *homeopathy*]. A practitioner of homeopathy.

homeopathy (*ho-me-op'-ath-e*) [*homeo-*; *πάθος*, ailment or disease]. A system of treatment of disease by the use of agents that, administered in health, would produce symptoms similar to those for the relief of which they are given.

homeoplasia (*ho-me-o-pla'-ze-ah*) [*homeo-*; *πλάσσειν*, to shape]. The growth of tissue resembling the normal tissue, or matrix, in its form and properties; also the tissue so formed.

homeoplastic (*ho-me-o-plas' tik*) [*homeo-*; *πλάσσειν*, to form]. Pertaining to a neoplasm resembling its matrix-tissue in texture. One differing widely in this respect is **heteroplastic**. If separated in position, it is said to be **heterotopic**; in date, **heterochronic**.

homeoplasty (*ho'-me-o-plas-te*). See *homeoplasia*.

homeosemous (*hom-e-o-se'-mus*) [*homeo-*; *σημεῖον*, a sign]. Similar in import: applied to symptoms

homeosis, or homoiosis (*ho-me-o'-sis*, or *ho-moi-o'-sis*) [*homeo-*]. The assimilation of nutrients.

homeotherapeutics (*ho-me-o-ther-ap-ū'-tiks*) [*homeo-*; *θεραπεύειν*, to treat]. The homeopathic doctrine of therapeutics.

homeothermal, or homoiothermal (*ho-me-o-ther'-mal, ho-moi-o-ther'-mal*) [*homeo-*; *θέρμη*, heat]. Pertaining to animals that are "warm-blooded," or that maintain a uniform temperature despite variation in the surrounding temperature.

homeothermy (*ho-me-o-ther'-me*) [*homeo-*; *θέρμη*, heat]. The condition of having a temperature which is not affected by environment.

homeotransplantation (*ho-me-o-trans-plan-ta'-shun*). Transplantation of tissue from one individual to another of the same species.

homeotypical (*ho-me-o-tip'-ik-al*) [*homeo-*; *τύπος*, form]. Like the normal or usual type.

homesickness (*hōm'-sik-nes*). Nostalgia. An urgent desire to return to one's home. It may be accompanied by a morbid sluggishness of the

functions of the various organs of the body, and may develop into profound melancholy.

homicidal (*hom-is-i'-dal*) [*homo*, a man; *cædere*, to kill]. Pertaining to homicide. **h. mania**, insanity characterized by murderous impulses.

homicide (*hom'-is-id*) [*homo*, a man; *cædere*, to kill]. The killing of a human being without malice or intent, as distinguished from murder or manslaughter. Also, the taking of human life in general by another. Also, one who takes the life of another.

homiculture (*ho'-mik-ul-chur*) [*homo*, man; *cultura*, culture]. The improvement of the human species by attention to the laws of breeding; stirpiculture.

homigrade thermometer (*ho'-me-grād*). A thermometer on whose scale 100° represents the normal body temperature, 0° the freezing point, and 270° the boiling point.

homo- (*ho-mo-*) See *homeo-*.

homoarecoline (*ho-mo-ar-ek'-o-lēn*), $C_7H_{10}(C_2H_3)$-NO_2. The ethyl ether of arecaidine (*q. v.*). A yellowish fluid soluble in water or alcohol. The hydrobromide forming colorless soluble crystals melting at 119° C. is recommended as a substitute for arecoline.

homoblastic (*ho-mo-blas'-tik*) [*homo-*; βλαστός, a bud, germ]. In biology, derived from like germs or cells.

homocentric (*ho-mo-sen'-trik*) [*homo-*; κέντρον, center]. Concentric; having the same center. **h. rays**, light rays that have a common focus or are parallel.

homocerebrin (*ho-mo-ser'-e-brin*) [*homo-*; *cerebrum*]. A substance derived from brain tissue, closely resembling cerebrin, but more soluble in alcohol.

homochronous (*ho-mok'-ro-nus*) [*homo-*; χρόνος, time]. Occurring at the same age or period in successive generations.

homocladic (*ho-mo-klad'-ik*) [*homo-*; κλάδος, branch]. Referring to an anastomosis between twigs of the same artery.

homodont (*ho'-mo-dont*) [*homo-*; ὀδόυς, tooth]. In biology, having the teeth alike throughout.

homœo- (*ho-me-o*). For words thus beginning see *homeo-*.

homogeneity (*ho-mo-jen-e'-it-e*) [*homo-*; γένος, a kind]. The condition of being homogeneous.

homogeneous (*ho-mo-je'-ne-us*) [*homo-*; γένος, kind]. Having the same nature or qualities; of uniform character in all parts.

homogenesis (*ho-mo-jen'-es-is*) [*homo-*; γένεσις, birth]. Reproduction in which the offspring passes through the same cycle of changes as the parent itself.

homogenization (*ho-mo-jen-iz-a'-shun*) [*homo-*; γενᾶν, to produce]. The act or process of rendering or of becoming homogeneous; reduction to a common standard; the process of rendering the objects of microscopic study transparent and fixed.

homogenous (*ho-moj'-en-us*). Pertaining to homogeny.

homogentisic acid (*hom-o-jen-tis'-ik*). See *acid*.

homogeny (*ho-moj'-en-e*) [ὁμογενεής, of the same race or family]. In biology, an agreement among organisms depending on the inheritance of a common part or having a common ancestor. See *homogenesis*.

homoglandular (*ho-mo-glan'-dū-lar*). Pertaining to the same gland.

homoio- (*ho-moi-o-*). For words thus beginning, see *homeo-*.

homoiosis (*ho-moi-o'-sis*). See *homeosis*.

homolothermal (*ho-moi-o-ther'-mal*). 1. Warm-blooded. 2. Maintaining a uniform temperature.

homolateral (*ho-mo-lat'-er-al*) [*homo-*; *latus*, side]. On or pertaining to the same side.

homologous (*ho-mol'-o-gus*) [see *homologue*]. Corresponding in structure, either directly or as referred to a fundamental type. In chemistry, being of the same type or series; differing by a multiple or an arithmetical ratio in certain constituents. **h. points.** In roentgenology, the same points on the two films of a stereogram. **h. serum**, a serum obtained from the same species of animal as that on which it is to be used. **h. tissues**, those identical in type of structure. **h. tumor**, a tumor consisting of tissue identical with that of the organ whence it springs. **h. vaccine**, one derived from the microorganism infesting the person to be immunized; autogenous vaccine.

homologue, homolog (*ho'-mo-log*) [*homo-*; λόγος, proportion]. An organ which has the same relative structure, position, or development as another. The same organ in different organisms under every variety of form and function.

homology (*ho-mol'-o-je*) [see *homologue*]. The quality of being homologous; also, the morphological identity of parts or organs in different animals.

homomerous (*ho-mom'-er-us*) [*homo-*; μέρος, a part]. Having the parts alike.

homomorphism (*ho-mo-mor'-fism*) [*homo-*; μορφή, form]. In biology, superficial resemblance, without true homology; adaptive mimicry.

homomorphous (*ho-mo-mor'-fus*). See *homomorphism*.

homonomous (*ho-mon'-o-mus*) [*homo-*; νόμος, law]. Governed by or under the same law. **h. diplopia**, a form of diplopia in which the image seen by the right eye is on the right side and that seen by the left eye is on the left side **h. hemianopia.** See *hemianopia, homonomous*.

homonym (*hom'-o-nim*) [*homo-*; ὄνομα, name]. That which is homonymous.

homonymous (*ho-mon'-im-us*) [*homo-*; ὄνομα, a name]. 1. Having the same sound or name; Having like terms.

homophonous (*ho-mof'-on-us*) [*homo-*; φωνή, a sound]. Relating to words spelled differently but indistinguishable in sound; it is applied to different conceptions.

homoplasmic (*ho-mo-plaz'-mik*). *Homoplastic, q. v.*

homoplasmy (*ho'-mo-plaz-me*) [*homo-*; πλάσμα, a thing moulded]. In biology, homoplastic or homomorphic, *i. e.*, showing mimetic resemblances.

homoplast (*ho'-mo-plast*) [*homo-*; πλαστός, formed, moulded]. In biology. 1. One of any aggregate or fusion of plastids. 2. An organ or part showing mere superficial or mimetic resemblance to another.

homoplastic (*ho-mo-plas'-tik*) [*homo-*; πλαστός, formed]. Applied to new growths in which there has been no cytomorphosis, the cells resembling those of the parent tissue, as in angioma and glioma.

homoplastid (*ho-mo-plas'-tid*) [*homo-*; πλάσσειν, to form]. An organism each cell of which has the power of reproducing the species.

homoquinine (*ho'-mo-kwin-ēn*), $C_{19}H_{22}N_2O_2$. A crystalline alkaloid soluble in alcohol or chloroform, found in the bark of *Cinchona pedunculata*, and *Remijia purdseana*.

homorganic (*ho-mor-gan'-ik*) [*homo-*; *organic*]. Derived from the same organs.

homosexual (*ho-mo-seks'-ū-al*) [*homo-; sexus*, sex]. Pertaining to the same sex.

homosexuality (*ho-mo-seks-ū-al'-it-e*) [*homo-; sexualis*, of a sex]. Sexual perversion. The individual conceives a violent sexual passion for one of his or her sex, and gratifies it by sodomy, or titillation.

homostimulant (*ho-mo-stim'-ū-lant*). A term used to indicate the particular action which organic extracts and lipoids exert upon the organs to which they correspond. See *Hallion's law*.

homostimulative (*ho-mo-stim'-ū-la-tiv*). Pertaining to a substance which stimulates the same organ or structure it comes from.

homothermal (*ho-mo-ther'-mal*) [*homo-; θέρμη*, heat]. Warm-blooded.

homothermic (*ho-mo-ther'-mik*) [*homo-; θέρμη*, heat]. Having a uniform temperature.

homotonic (*ho-mo-ton'-ik*) [*homo-; τόνος*, tone; tension]. Having a uniform or even course.

homotype (*ho'-mo-tīp*) [*homo-; τύπος*, a pattern]. A part corresponding and similar to another part, as the humerus to the femur.

homotypical (*ho-mo-tip'-ik-al*) [*homo-; τύπος*, type]. In biology, showing serial correspond- . ence or bilateral symmetry.

homozygous (*ho-moz'-ig-us*). 1. An organism of like germ cells; 2. An organism is homozygous for a given character when all the germ cells transmit identical genes for this character.

homunculus (*ho-mun'-kū-lus*) [L., dim. of *homo*, man]. The fetus; a dwarf.

Honduras bark (*hon-dū'-ras*). Cascara amarga.

honey (*hun'-e*). See *mel*.

Hongkong foot (*hong'-kong*). A Chinese foot disease; supposed to be caused by a fungus, probably an epidermophyton.

honorarium (*on-or-a'-re-um*) [L.]. A professional fee; especially one that is in theory a gift, no formal professional charge having been made.

honthin, hontin (*hon'-thin, -tin*) [named from the town of the discoverer]. A proprietary, odorless, tasteless preparation, said to consist of tannin, albumin, and keratin; an intestinal astringent. Dose 8–20 gr. (0.5–1.3 Gm.) 2 or 3 times daily; infants, 4–5 gr. (0.25–0.32 Gm.) 4 times daily.

hood. A contrivance connected with a chimney to conduct away vapors arising in certain chemical and pharmaceutical operations.

hoof. The casing of hard, horny substance that sheathes the ends of the digits or in cases the foot in many animals. **h.-bound**, in farriery, having a dryness and contraction of the hoof, resulting in pain and lameness. This condition is also called *contracted heels*.

hoof-and-mouth disease. See *foot-and-mouth disease*, under *foot*.

hook [AS., *hōc*]. A curved instrument. **h., blunt**, an instrument for exercising traction upon the fetus in an arrested breech presentation. **h.s., Malgaigne's.** See *Malgaigne's h.s.* **h., Tyrrel's.** See *Tyrrel's h.*

hook-worm. Same as *Ankylostoma duodenale* and *Uncinaria americana*, *q. v.* **h. disease**, uncinariasis, ankylostomiasis.

Hooper's pill (*hoop'-er*) [John *Hooper*, English apothecary, 18th century]. A pill containing aloes, crystallized sulphate of iron, extract of hellebore, myrrh, soap, canella, and ginger.

hooping-cough (*hoop'-ing-kof*). See *whooping-cough, pertussis*.

Hoorne's canal. See *Van Hoorne's canal*.

hoove, hooven (*hoov, hoov'-en*) [dial., *hooven*]. Distention of the stomach of a ruminant animal with gas, caused by the fermentation of food. It is generally due to too much green food.

Hoover's sign (*hoo'-ver*) [Charles Franklin *Hoover* American physician, 1865–]. If a normal person, or a hemiplegiac in a supine position raises one leg, the other presses downward. This does not occur in hysteria or malingering.

hop. See *humulus*.

hopcalite (*hop'-kal-īt*). A mixture of cobalt, copper, and manganese oxides, used in gas masks to oxidize carbon monoxide.

Hope's camphor mixture [John *Hope*, English physician, 1725–1786]. A mixture containing nitric acid, camphor-water, and tincture of opium. It is used in the treatment of serous or choleraic diarrhea. **H.'s sign**, double cardiac beat noted in aneurysm of the aorta.

Hopmann's polyp. Papillary hypertrophy of the nasal mucous membrane, presenting the appearance of a papilloma.

hopogan (*hop'-o-gan*). The commercial name for a peroxide of magnesium.

Hoppe-Goldflam's symptom-complex (*hop'-er-gold'-flam*) [Johann Ignaz *Hoppe*, Swiss physiologist, 1811–1891; S. *Goldflam*]. Myasthenia gravis; see *Erb's disease*.

Hoppe-Seyler's test for carbon monoxide in blood (*hop'-er-zi'-ler*) [Ernst Felix Immanuel *Hoppe-Seyler*, German physiologist, 1825–1895]. Add to the blood twice its volume of caustic soda solution of 1.3 specific gravity. Ordinary blood thus treated is a dingy brown mass which, when spread out on porcelain, has a shade of green. Blood containing carbon monoxide, under the same conditions, appears as a red mass which, if spread on porcelain, shows a beautiful red color. **H.S.'s test for xanthin**, add the xanthin to a mixture of a solution of sodium hydroxide and chloride of lime in a porcelain dish; at first a dark-green ring, which quickly turns brown and disappears, forms about each xanthin grain.

hordein (*hor'-de-in*) [*hordeum*, barley]. A mixture of a protein with starch-cellulose; it exists in barley-starch, but is not soluble.

hordenine (*hor'-den-ēn*) [*hordeum*, barley]. An alkaloid from germinating barley.

hordeolum (*hor-de'-o-lum*) [*hordeum*]. A sty; a furuncular inflammation of the connective tissue of the lids, near a hair-follicle. **h. externum.** See *Zeissian sty*. **h. internum.** See *Melbomian sty*.



HORISMASCOPE.

hordeum (*hor'-de-um*) [L.]. Barley.

horehound (*hōr'-hownd*). See *marrubium*.

horismascope (*hor-iz'-ma-skōp*) [*ὅρισμα*, a determination; *σκοπεῖν*, to examine]. An instrument designed for the detection of albumin, peptones, biliary constituents, etc., in urine.

horizontal (*hor-iz-on'-tal*) [*ὁρίζων*, the horizon]. Parallel to the horizon. Referring to planes at right angles to vertical planes.

Horlick's food (*hor'-lik*). A food for infants. Its composition is: Water 3.39; fat, 0.08; grape-sugar, 34.09; cane-sugar, 12.45;

no starch; soluble carbohydrates, 87.20; albuminoids, 6.71; ash, 1.28.

hormion (*hor'-me-on*) [ὁρμή, the first]. See *craniometric points*.

hormonadin (*hor-mon'-ad-in*). Trade name for a pancreatic solution without the enzymes.

hormonal (*hor'-mo-nal*). Trade name of a preparation made from the spleen, and said to stimulate intestinal peristalsis. It has been used in constipation.

hormone (*hor'-mōn*) [ὁρμάω, I set in motion, arouse]. A chemical substance produced in a more or less distant organ which, passing into the blood-stream and reaching a functionally associated organ, is capable of exciting the latter to activity. See *Addisin, addisonin; biermerin; cortin; cortical; emmenin; equsline; estrin; estrogenic; eutonon; folliculin; hebin; hippuline; hunger; lutin; ovarian; parathormone; phyone; prephyson; progestin; prolactin; prolan; theelin; theelol, etc.*

hormonopoiesis (*hor-mo-no-poi-e'-sis*) [*hormone-*; ποίησις, a making]. Hormone producing.

hormonopoietic (*hor-mo-no-poi-et'-ic*) [*hormone-*; ποιητικός productive]. Pertaining to hormonopoiesis.

hormopoiesis (*hor-mo-poi-e'-sis*). Hormonopoiesis.

hormopoietic (*hor-mo-poi-et'-ik*). Hormonopoietic.

hormotone (*hor'-mo-tōn*). A preparation containing hormones of the thyroid pituitary, ovary, testis, pancreas and spleen.

horn. 1. A substance composed chiefly of keratin. 2. Cornu.

Horner's muscle (*hor'-ner*) [William Edmunds *Horner*, American anatomist, 1793–1853]. The tensor tarsi. **H.'s teeth,** incisors with horizontal grooves due to a deficiency of enamel.

Horner's symptom complex (*hor'-ner*) [Johann Friedrich *Horner*, Swiss ophthalmologist, 1831–1886]. A slight ptosis accompanied by miosis, retraction of the eyeball, and flushing of the face, of the same side, in destructive lesions of the cervical sympathetic. **H.'s ptosis,** see *Horner's symptom complex*.

horny (*hor'-ne*) [*horn*]. Composed of or resembling horn. **h. epithelium,** horny granulations in trachoma. **h. layer,** the stratum corneum of the skin. **h. silver,** native chloride of silver.

horopter (*hor-op'-ter*) [ὅρος, boundary; ὄπτήρ, an observer]. The sum of all the points seen singly by the two retinæ while the fixation-point remains stationary.

horopteric (*hor-op-ter'-ik*) [ὅρος, boundary; ὄπτήρ, observer]. Pertaining to an horopter.

horrids cutis (*hor'-id-ah-kū'-tis*) [L.]. Goose-skin. Cutis anserina.

horripilation (*hor-ip-il-a'-shun*) [*horrere*, to stand on end; *pilus*, the hair]. Erection of the hairs of the skin produced by the contraction of the arrectores pili muscles.

horror autotoxicus (*hor'-or aw-to-toks'-ik-us*). Ehrlich's term for the non-production of antibodies by an animal against its own tissue cells.

horrors (*hor'-orz*) [*horror*, a shaking, terror]. A popular name for *delirium tremens, q. v.*

horse-chestnut. See *Æsculus hippocastanum*.

horse-distemper. Influenza.

horse-doctor. A farrier; a veterinary surgeon.

horse-drench. A dose of physic for a horse.

horse-foot. See *talipes equinus*.

horse-leech. A large leech, the *Hæmopis* of S. Europe and N. Africa; also a horse-doctor.

horse-power. See *unit*.

horse-pox. 1. A pustular disease of horses, which, communicated to cows, produces cow-pox. It is also called *pustular grease*. 2. *See costus disease*.

horse-radish (*hors'-rad-ish*). The plant, *Cochlearia armoracia*, of the order *Cruciferæ*. The root (*armoraciæ radix*, B. P.) contains a volatile oil, and is a gastric stimulant and diuretic. It is chiefly used as a condiment, but has been employed in medicine in dropsy, chronic rheumatism, and scurvy. Dose of the *root* ½ dr. (2 Gm.) or more.

horse-shoe fistula. A name applied to a fistulous tract surrounding the rectum in a semicircle, either in front or behind.

horse-shoe hymen. See *hymen*.

horseshoe-kidney. A kidney having somewhat the shape of a horseshoe, due to a fusion of the two kidneys at one of their ends, usually the lower.

horseshoe-magnet. A magnet bent in the shape of a horseshoe.

horse-sickness. See *anthrax*.

horse-tail. See *Equisetum*.

horseweed. 1. *Callinsonia canadensis*, an indigenous plant, the root of which (in decoction) is used in cystitis, leukorrhea, dropsy, gravel, etc. 2. *Erigeron canadense*

horsikin (*hor'-sik-in*). A model used in teaching the anatomy and surgery of the horse.

horsine (*hors'-in*). A French preparation said to be made from the juice of the muscle fibres of the horse. It has been given in tuberculosis.

Horsley's method (*hors'-le*) [Sir Victor Alexander Haden *Horsley*, English surgeon, 1857–1916]. A method of determining the position of the fissure of Rolando by means of an instrument called a cyrtometer, encircling the head, and having an arm fixed at an angle of 67°, which indicates the position of the fissure. **H.'s putty.** See *H.'s wax*. **H.'s test,** a test for glucose. The urine rendered alkaline is boiled with potassium bichromate; if sugar is present, a green color is developed. **H.'s trephine,** a trephine in several pieces, so that it can be made aseptic. **H.'s wax,** a compound of phenol 1, oil 2, and wax 7, used to plug the diploe in case of hemorrhage from the skull.

hospital (*hos'-pit-al*) [*hospes*, a guest]. A building for the care and treatment of sick or infirm persons. **h. fever,** fever in hospitals due to unsanitary conditions. **h. gangrene,** a contagious, phagedenic gangrene occasionally attacking wounds or open sores. It is confined mainly to military hospitals, and is of microbic origin.

hospitalism (*hos'-pit-al-izm*) [*hospital*]. The morbid conditions arising from the gathering of diseased persons in a hospital.

host (*hōst*) [*hostis*, a stranger; a landlord]. The organic body upon which parasites live.

hot [ME]. Having or yielding the sensation of heat; stimulating; biting. **h.-air bath.** See *bath, hot-air*. **h.-air treatment,** the local application of superheated dry air, the affected part being introduced into a cylinder or chamber. **h. bath.** See *bath, hot*. **h.-cross-bun head,** a head with the sutures depressed, as noted in hereditary syphilis. **h. drops,** a term for the tincture of capsicum and myrrh. **h. eye,** congestion of the eye attending gout.

Hottentot apron. See *apron, Hottentot*. **H. bustle.** See *steatopygia*. **H. deformity.** See *steatopygia*. **H. tea,** buchu.

hottentotism (*hot'-en-tot-izm*). An extreme form of congenital stammering.

hough (*hok*). Hock; the lower part of the thigh.

hour-glass contraction. A contraction of a hollow organ, as the uterus or stomach, near the middle, producing a condition resembling an hour-glass.

house disease. Consumption.

housemaid's knee. A chronic inflammation of the bursa in front of the patella with an accumulation of serous fluid.

house-physician. The resident physician in a hospital.

house-surgeon. The resident hospital surgeon.

Houston's folds or **valves** (*hows'-tun*) [John *Houston*, Irish surgeon, 1802–1845]. Oblique folds, three in number, of the mucous membrane of the rectum. **H.'s muscle,** the compressor venæ dorsalis penis, a fasciculus of the ischiocavernosus, which passes over the dorsum of the penis to join its fellow of the opposite side.



JOHN HOUSTON (*Pennington.*)

hove, hoven (*hōv, ho'-ven*). See *hoove*.

Hovius' canal. See *Fontana's canal.* **H.'s membrane.** See *membrana ruyschiana.* **H.'s plexus, H.'s vascular circle.** See *Leber's plexus.*

Howard's method of artificial respiration (*how'-ard*) [Benjamin Douglas *Howard*, American physician, 1840–1900]. The patient is placed on his back, with his head lower than his abdomen, and pressure is exerted upon the lower ribs every few seconds.

Howell's bodies (*how'-el*) [William Henry *Howell*, American physiologist, 1860–] Jolly bodies.

Howship's lacunæ or **pits** (*how'-ship*) [John *Howship*, English surgeon, died 1841]. Minute depressions or pits in bone undergoing absorption, produced by the action of osteoclasts.

Howship-Romberg's sign. See *Romberg's sign.*

H_3PO_2. Hypophosphorous acid.

HPO_3. Metaphosphoric acid.

H_3PO_3. Phosphorous acid.

$H_4P_2O_7$. Pyrophosphoric acid.

H_3PO_4. Phosphoric acid.

H. S. Abbreviation for *house surgeon.*

H_2S. Hydrogen sulphide, sulphureted hydrogen

h. s. Abbr. for *hora somni* [L.]. Bedtime.

H-shaped ecchymosis. The ecchymosis noted when the tendo Achillis is ruptured.

H_2SO_4. Sulphuric acid.

H_2SO_3. Sulphurous acid.

Ht. Abbreviation for *total hyperopia.*

H.-tetanase (*ailsch-tet'-an-ās*) [*H.* abbr. for *hemolytic*]. The hemolytic substance in tetanus toxin.

Huchard's disease (*ū-shar'*) [Henri *Huchard*, French physician, 1844–1910]. Excessive arterial tension due to a spasm of the vasoconstrictors, and which, according to Huchard, causes general arteriosclerosis. **H.'s sign,** the difference in the pulse between the standing and recumbent posture is less in persons with arterial hypertension, and may even be the reverse of that of the normal condition. **H.'s treatment,** a method of treating dilatation of the stomach by almost excluding liquids from the diet.

huckle-bone (*huk'-l-bōn*) [ME., *huccle-bone,* the astragalus]. The astragalus, *q. v.*

Hudson's apparatus. An apparatus to support the fingers and hands in the treatment of wrist-drop.

Huebl's sign. An early sign of pregnancy, consisting in an abnormal thinness and compressibility of the lower segment of the uterus as compared with that part above the insertion of the sacrouterine ligaments; the bimanual examination is made with one finger in the rectum.

Hueck's ligament (*hūk*) [Alexander Friedrich *Hueck*, German anatomist, 1802–1842]. The pectinate ligament of the iris.

Hueter's bandage (*he'-ter*) [Carl *Hueter*, German surgeon, 1838–1882]. A spica bandage for the perineum. **H.'s maneuver,** the patient's tongue should be pressed downward and forward by the physician's left forefinger, when introducing a stomach tube. **H.'s sign,** absence of transmission of osseous vibration in cases of fracture with fibrous interposition between the fragments.

Huguenin's edema (*ū-gen-an'*) [Gustave *Huguenin*, Swiss psychiatrist, 1841–1920]. Acute congestive cerebral edema.

Huguier's canal (*hoo-ge-a'*) [Pierre Charles *Huguier*, French surgeon, 1804–1873]. A small canal in the temporal bone running parallel to the Glaserian fissure and transmitting the chorda tympani. **H.'s circle,** the anastomosis formed by the branches of the uterine arteries around the uterus, at the junction of the body with the cervix. It is not constant. **H.'s disease.** 1. Hypertrophic elongation of the supravaginal portion of the cervix uteri. 2. Lupus of the vulva. **H.'s glands.** See *Bartholin, glands of.* **H.'s operation.** *A method of performing colotomy:* the right lumbar operation.

Huhner's sterility test. The vagina is aspirated within an hour after coitus and examined for spermatozoa.

hum, venous. A peculiar sound heard in the large veins of the neck in some cases of anemia. Syn., *bruit de diable.*

humagsolan (*hū-mag'-so-lan*). A trade preparation, rich in cystin, said to induce growth of hair.

humanized (*hū'-man-īzd*). Applied to viruses which have passed through a human being.

humanol (*hū'-man-ol*). Human fat in a liquid condition, used to prevent adhesions in operations on nerves and tendons.

humectant (*hū-mek'-tant*) [*humectare,* to make moist]. 1. Moistening; like a poultice; diluent. 2. A diluent; a substance used to moisten.

humectation (*hū-mek-ta'-shun*) [see *humectant*]. The act of moistening.

humeral (*hū'-mer-al*) [*humerus*]. Pertaining to the humerus.

humeren (*hū-me-ren*) [*humerus*]. Belonging to the humerus in itself.

humeroradial (*hū-mer-o-ra'-de-al*). Pertaining to both the humerus and the radius.

humeroscapular (*hū-mer-o-skap'-ū-lar*). Pertaining to both the humerus and the scapula.

humero-ulnar (*hū-mer-o-ul'-nar*). Pertaining to both the humerus and the ulna.

humerus (*hū'-mer-us*) [L.]. The bone of the upper arm.

humid (*hū'-mid*) [*humidus*, moist]. Moist; damp. **h. gangrene.** See *gangrene*. **h. tetter.** See *eczema*.

humidity (*hū-mid'-it-e*) [*humor*]. The state or quality of being moist, moisture; dampness. **h., absolute,** the actual amount of water present in the air at any moment. **h., relative,** the relative amount of water present in air as compared to what the air would contain at the existing temperature were its condition that of saturation.

humming-top murmur or **sound.** See *hum, venous*.

humor (*hū'-mor*) [L., "moisture"]. 1. Any fluid or semifluid part of the body. 2. Disposition; temperament, as the four humors of Galen—the choleric, melancholic, phlegmatic, and sanguine. **h., aqueous,** the transparent fluid of the anterior chamber of the eye. **h., crystalline.** See *lens, crystalline*. **h., vitreous,** the transparent, gelatin-like substance filling the greater part of the globe of the eye.

humoral (*hū-mor-al*) [*humor*]. Pertaining to the natural fluids of the body. **h. pathology,** that system of pathology according to which all diseases result from a disordered or abnormal condition of the fluids or humors of the body. **h. reflex,** functional activity due to the action of a hormone. **h. theory,** that theory which ascribes the production of immunity to the antitoxic or bactericidal action of the fluids of the body.

humoralism, humorism (*hū'-mor-al-izm, hū'-mor-izm*). Same as *humoral pathology*.

humpback, hunchback (*hump'-bak, hunch'-bak*). See *kyphosis*.

humulin (*hū'-mū-lin*) [*humulus*, hop]. 1. The same as *lupulin*. 2. A concentrated preparation from the tincture and decoction of hops.

humulus (*hū'-mū-lus*) [L.]. Hops. The *humulus* of the U. S. P. is the fruit-cones or strobiles of *H. lupulus*, which yield a powder, *lupulin*, a volatile oil, and tannin. Hops are tonic and slightly narcotic, and are used internally in dyspepsia, delirium tremens, and insomnia; locally, as emollient poultices. Dose of the *tincture* 1–2 dr. (4–8 Cc.).

humus (*hū'-mus*) [L., the earth, ground, soil]. A dark material from decaying vegetable matter.

Hungarian disease (*hung-ga'-re-an*) [Hungary]. Synonym of *typhus fever*.

hunger (*hung'-ger*) [AS., *hungor*]. A sensation of emptiness of the stomach, with a longing for food. **h., air-,** severe dyspnea or breathlessness. **h.-cure,** treatment by restricted diet. **h. hormone,** lack of the special hormone in the organ that needs it.

Hunt's syndrome [James Ramsay *Hunt*, American neurologist, 1872–]. 1. A combination of facial paralysis, earache and herpes, found when both the motor and the sensory fibers of the seventh cranial nerve are diseased. 2. An intention tremor beginning in one extremity, and gradually spreading to other parts of the body, at the same time increasing in intensity, denotes progressive cerebellar disturbance.

Hunter's canal (*hun'-ter*) [1. John *Hunter*, English surgeon, 1728–1793; 2. William *Hunter*, English anatomist, 1718–1783]. [1]. A triangular canal formed in the adductor magnus muscle of the thigh; it transmits the femoral artery and vein and internal saphenous nerve. **H.'s gubernaculum.** [2]. See *gubernaculum testis*. **H.'s ligament,** [2] the round ligament of the uterus. **H.'s line,** [2] the linea alba. **H.'s method,** [1] a method of treating aneurysm by ligating the artery on the proximal side of the sac. **H.'s operation,** [1] *for aneurysm:* ligation of the artery on the cardiac side of the aneurysm at some distance from it. *See ligation*.



Hunteri membrana caduca. The decidua.

Hunterian chancre. See *chancre, Hunterian*.

Huntington's chorea (*hun'-ting-tun*) [George *Huntington*, American physician, 1850–1916]. A hereditary affection of adult or middle life, characterized by irregular movements, disturbance of speech, and gradual dementia.

Hunyadi Janos (*hoon-yah'-de yah'-nos*) [from the name of the Hungarian national hero, otherwise called *John Corvinus*, 1387–1456]. An aperient mineral water from Buda-Pesth, in Hungary, containing sulphates of magnesium, potassium and sodium, sodium chloride and carbonate, iron oxide, and alumina. It is an effective laxative or cathartic.

Huppert's disease (*hoop'-ert*) [Hugo *Huppert*, Austrian physician, 1832–1894]. Kahler's disease, *q. v.*

Huppert's reaction for bile-pigments. After the solution has been treated with milk of lime or with a solution of calcium chloride, precipitate with ammonia; filter and wash the precipitate, treat with alcohol acidified with sulphuric acid, and boil; the liquid will assume a green color.

Huppe's bacillus (*hūp'-er*). The *bacillus acidi lactici*, an organism generally found in milk which has soured spontaneously.

Hurtley's test (*hurt'-le*). For *diacetic acid* in urine: To 10 Cc. of the suspected urine add 2.5 Cc. of concentrated hydrochloric acid and 1 Cc. of a 1% solution of sodium nitrite; shake and allow to stand two minutes. Now add 15 Cc. of strong ammonia, followed by 5 Cc. of a 10% solution of ferrous sulphate. Shake up, pour into a 50 Cc. Nessler glass, and allow to stand undisturbed. A violet or purple color is produced.

Huschke's canal (*hoosh'-ker*) [Emil *Huschke*, German anatomist, 1797–1858]. A canal

formed by the junction of the tubercles of the annulus tympanicus. That is generally obliterated after the fifth year, but may be life long. **H.'s cartilage.** See *Jacobson's cartilage.* **H.'s foramen,** a perforation (arrest of development) often found near the inner extremity of the tympanic plate. **H.'s teeth,** serrations on the inner wall of the lamina spiralis of the cochlea, roofing over the internal spiral sulcus. Syn., *crista spiralis.* **H.'s valve.** See *Rosenmueller's valve.*

Hutchinson's disease (*hutsh'-in-sun*) [Sir Jonathan *Hutchinson*, English surgeon, 1828–1913]. 1. See *Tay's choroiditis.* 2. Recurrent summer eruption due to sunlight. **H.'s facies,** the peculiar facial expression caused by immobility of the eyballs in ophthalmoplegia externa. **H.'s patch,** a salmon-colored patch of the cornea in syphilitic keratitis. **H.'s prurigo,** that of dentition. **H.'s pupil,** one dilated on the injured side in traumatic meningeal hemorrhage. **H.'s teeth,** peg-shaped incisor teeth, notched at the cutting-edge, often seen in congenital syphilis. **H.'s theory,** attributes the origin of leprosy to the eating of fish too continuously or in too great quantities. **H.'s triad,** pathognomonic of hereditary syphilis—(1) diffuse interstitial keratitis; (2) disease of the labyrinth; (3) Hutchinson's teeth.



SIR JONATHAN HUTCHINSON

Hutinel's disease (*ut-en-el'*) [Victor *Hutinel*, French pediatrist, 1849–]. Cirrhosis of the liver, with ascites, cyanosis and swollen extremities. **H.'s erythema,** that found in infectious diseases, such as typhoid, pneumonia, etc.

huttoning (*hut'-on-ing*) [after Hutton, bone-setter]. A method of manipulating a luxated joint.

Huxley's layer, membrane, sheath [Thomas Henry *Huxley*, English biologist, 1825–1895]. A layer of cells lying within Henle's layer of the inner root-sheath of hairs.

Huygenian ocular (*hi-ge'-ne-an*) [Christian *Huygens*, Dutch physicist, 1629–1695]. A lens consisting of two planoconvex lenses, the convexities being directed toward the objective.

hyal (*hi'-al*). See *hyoid.*

hyalin (*hi'-al-in*) [ὑαλος, glass]. 1. Soluble substances got from hyalogens by the action of alkalies or boiling water. 2. The translucent walls of hydatid cysts.

hyaline (*hi'-al-in*) [see *hyalin*]. Resembling glass, crystalline, translucent. **h. cartilage.** See *cartilage, hyaline.* **h. cast, h. cylinder,** a clear, nearly transparent urinary tube-cast. **h. degeneration.** See *degeneration, hyaline.*

CHRISTIAN HUYGENS.

hyalinosis (*hi-al-in-o'-sis*) [ὑαλος, glass]. Hyaline or waxy degeneration.

hyalinuria (*hi-al-in-ū'-re-ah*) [*hyalin*; οὖρον, urine]. Presence of hyalin or hyaline casts in the urine.

hyalitis (*hi-al-i'-tis*) [*hyaloid*; ιτις, inflammation]. Inflammation of the hyaloid membrane of the vitreous humor.

hyalo- (*hi-al-o-*) [ὑαλος, glass]. A prefix meaning: 1. Transparent. 2. Relating to hyalin.

hyalogen (*hi-al'-o-jen*) [*hyalo-*; γεννᾶν, to produce]. 1. Insoluble substances resembling mucin, found in the walls of hydatid cysts, the vitreous humor, etc.; mother-substance of hyalin. 2. An albuminoid found in cartilage.

hyaloid (*hi'-al-oid*) [*hyalo-*; εἶδος, like]. Transparent; glass-like. **h. artery,** a branch of the arteria centralis retinæ in the embryo, traversing the vitreous humor to the posterior capsule of the lens. **h. canal,** that in the vitreous humor transmitting the hyaloid artery. **h. fossa,** the depression for the crystalline lens. **h. membrane,** a delicate, transparent one surrounding the vitreous humor, except in front, where it is a strong fibrous leaflet of the zonule of Zinn.

hyaloiditis (*hi-al-oid-i'-tis*). See *hyalitis.*

hyaloma (*hi-al-o'-mah*) [*hyalo-*; ὄμα, a tumor]. The conversion of the eye into a hyaline mass.

hyalomitome, hyalotome (*hi-al-om'-it-ōm*), *hi-al'-o-tōm*). See *paramitome.*

hyalomucoid (*hi-al-o-mū'-koid*) [*hyalo-*; *mucus*; εἶδος, likeness]. A mucoid found in the fluid of the vitreous humor.

hyalonyxis (*hi-al-o-niks'-is*) [*hyalo-*; νύξις, a pricking]. Puncture of the vitreous body of the eye.

hyalophagia (*hi-al-o-fa'-je-ah*) [*hyalo-*; φαγεῖν, to eat]. The insane practice of eating glass.

hyaloplasm (*hi'-al-o-plazm*) [*hyalo-*; πλάσμα, plasm]. The fluid portion of the protoplasm.

hyaloserositis (*hi-al-o-se-ro-si'-tis*) [*hyalo-*; *serosa*; ιτις, inflammation]. Inflammation of a serous membrane with the formation of an exudate which undergoes degeneration and has the appearance of the icing on a cake.

hyalosome (*hi'-al-o-sōm*) [*hyalo-*; σῶμα, body]. A body resembling a nucleolus, but staining slightly by either nuclear or plasmatic dyes.

hyboma (*hi-bo'-mah*) [ὑβός, humpbacked]. Gibbosity.

hybometer (*hi-bom'-et-er*) [ὑβος, humpbacked; μέτρον, a measure]. An apparatus for measuring pathological gibbosities.

hybrid (*hi'-brid*) [ὕβρις, insult]. The offspring of two individuals of distinct but closely related species

hybridism, or hybridity (*hi'-brid-izm, hi-brid'-it-e*) [ὕβρις, insult]. Cross-breeding; mixture of races; the combination of various diseases.

hybridization (*hi-brid-iz-a'-shun*). Cross-breeding.

hychlorite (*hi-klor'-it*). Trade name of a concentrated solution of sodium hypochlorite, used for cleansing wounds.

hycol (*hi'-kol*). A proprietary disinfectant.

hydaleous (*hi-da'-le-us*) [ὑδαλέος, watery]. Dropsical.

hydantoin (*hi-dan-to'-in*), $C_3H_4N_2O_2$. Glycolyl urea. A crystalline substance derived from allantoin and related to urea.

hydatenterocele (*hi-dat-en-ter'-o-sēl*) [ὕδωρ, water; ἔντερον, bowel; κήλη, tumor]. Hydrocele with intestinal hernia.

hydatic (*hi-dat'-ik*). Containing hydatids.

hydatid (*hi-dat'-id*) [ὐδατίς, vesicle]. 1. A cyst, especially that formed by the larva of the *Tænia echinococcus*. 2. Bulbous remnants of embryonic structures. See *Morgagni's hydatid*. **h. disease**, a disease in which cysts containing the embryo of the *Tænia echinococcus* form in various parts of the body. **h. fremitus, h. thrill**, a fremitus occasionally obtained on palpating a hydatid cyst. **h. mole.** See *chorion, cystic degeneration of*, and *mole, hydatid*. **h. of Morgagni.** See *Morgagni, hydatid of*.

hydatidiform (*hi-dat-id'-if-orm*) [*hydatid; forma*, form]. Having the form of a hydatid. **h. mole.** See *mole, hydatidiform*.

hydatidocele (*hi-dat-id'-o-sēl*) [*hydatid; κήλη*, tumor]. Oscheocele with hydatid cysts.

hydatidoma (*hi-dat-id-o'-mah*) [*hydatid; ὄμα*, a tumor]. Any hydatid cyst or tumor.

hydatidosis (*hi-dat-id-o'-sis*) [*hydatid*]. The condition of being affected with hydatids.

hydatidostomy (*hi-dat-id-os'-to-me*) [*hydatid; στόμα*, mouth]. The evacuation of a hydatid cyst.

hydatism (*hi'-dat-izm*) [ὕδωρ, water]. The sound of pathological fluid moving in a body cavity.

hydatogenesis (*hi-dat-o-jen'-es-is*) [ὕδωρ, water; γένεσις, production]. The formation of water within the tissues or cavities of the body.

hydatoid (*hi-dat'-oid*) [*hydatid; εἶδος*, likeness]. 1. Hydatidiform. 2. Watery. 3. Aqueous humor.

hydatoncus (*hi-dat-ong'-kus*) [ὕδωρ, water; ὄγκος, a tumor]. Any cyst, or watery tumor.

hydatorrhea (*hi-dat-or-e'-ah*) [ὕδωρ, water; ῥοία, flow]. A copious flow or discharge of water.

hydra-, hydro- (*hi-drah-, hi-dro-*) [ὕδωρ, water]. Prefixes signifying the presence of water or of hydrogen.

hydracetin (*hi-dras'-et-in*), $C_8H_8N_2H_2(C_2H_3O)$. A coal-tar derivative. It is antipyretic and antirheumatic. Dose ½–2 gr. (0.032–0.13 Gm.).

hydracid (*hi-dras'-id*) [*hydra-; acidum*, acid]. An acid containing hydrogen but not oxygen.

hydradenitis (*hi-drad-en-i'-tis*) [ὕδωρ, water; ἀδήν, gland; ῖτις, inflammation]. 1. Same as *hidrosadenitis*. 2. Lymphadenitis. **h. destruens suppurativa.** See *hydrosadenitis phlegmonosa*.

hydradenoma (*hi-drad-en-o'-ma*). Same as *hidradenoma*.

hydradenomes (*hi-drad'-en-ōmz*) [*hydra-; ἀδήν*, gland]. A skin disease marked by the formation of papules, varying in size from that of a pinhead to that of a pea, without subjective symptoms. It is attributed to adenoid epithelioma of the sweat-glands.

hydræmia (*hi-dre'-me-ah*). See *hydremia*.

hydraeroperitoneum, hydraeroperitonia (*hi-drah-er-o-per-it-o-ne'-um, -o'-ne-ah*) [*hydra-; ἀήρ*, air; *peritoneum*]. A collection of gas and fluid in the peritoneal cavity.

hydragogin (*hi-drag'-oj-in*). A diuretic and cardiac tonic containing tincture of digitalis, tincture of strophanthus, scillipicrin, scillitoxin, and oxysaponin. Dose 10–15 min. (0.66–1.0 Cc.).

hydragogue, hydragog (*hi'-drag-og*) [*hydra-; ἀγωγός*, leading]. 1. Expelling water. 2. A purgative that causes copious liquid discharges.

hydramnios, hydramnion (*hi-dram'-ne-os, -on*) [*hydra-; ἀμνίον*, fetal membrane]. An abnormal amount of amniotic fluid.

hydramyl (*hi'-dram-il*). Pentane, C_5H_{12}.

hydranencephaly (*hi-dran-en-sef'-al-e*). Internal hydrocephalus; see *hydrocephalus*.

hydrangea (*hi-dran'-je-ah*) [*hydra-; ἀγγεῖον*, vessel]. A genus of saxifragaceous shrubs. The root of *H. arborescens* contains *hydrangin* and is employed in lithiasis.

hydrangeion (*hi-dran'-je-on*) [ὕδωρ, water, lymph; ἀγγεῖον, vessel; *pl., hydrangeia*]. A lymphatic vessel.

hydrangeitis (*hi-dran-je-i'-tis*) [ὕδωρ, water; ἀγγεῖον, a vessel; ῖτις, inflammation]. Inflammation of a lymphatic vessel; lymphangitis.

hydrangin (*hi-dran'-jin*). A crystalline glucoside from the root of *Hydrangea arborescens*. It melts at 235° C. and by action of dilute acids decomposes into glucose and a resin-like mass.

hydrangiography, hydrangeiography (*hi-dran-jiog'-raf-e*) [ὕδωρ, water; ἀγγεῖον, vessel; γράφειν, to write]. A description of the lymphatic vessels, their anatomy, nature, functions, diseases, etc. Syn., *angiohydrography*.

hydrangiology (*hi-dran-je-ol'-o-je*) [ὕδωρ, water; ἀγγεῖον, vessel; λόγος, science]. The science of the nature, functions, and diseases of the lymphatics.

hydrangiotomy, hydrangeiotomy (*hi-dran-je-ot'-o-me*) [ὕδωρ, water; ἀγγεῖον, vessel; τέμνειν, to cut]. The dissection of the lymphatics.

hydrargyrate (*hi-drar'-je-rāt*). Relating to mercury; containing mercury.

hydrargyri (*hi-drar'-jir-i*). Genitive of hydrargyrum.

hydrargyria, hydrargyriasis, hydrargyrism (*hi-drar-ji'-re-ah, hi-drar-je-ri'-as-is, hi-drar'-je-rizm*). Chronic mercurial poisoning. See *mercurialism*.

hydrargyric (*hi-drar'-je-rik*). Relating to mercury; mercuric.

hydrargyrol (*hi-drar'-je-rol*). Mercury paraphenylthionate. **h.-septol.** See *mercury quinoseptolate*.

hydrargyromania (*hi-drar-jir-o-ma'-ne-ah*). Insanity due to the unwise use of mercury.

hydrargyrophobia (*hi-drar-jir-o-fo'-be-ah*). Morbid dread of mercurial medicines.

hydrargyrophthalmia (*hi-drar-jir-off-thal'-me-ah*). Ophthalmia due to mercurial poisoning.

hydrargyrosis (*hi-drar-ji-ro'-sis*). 1. See *hydrargyriasis*. 2. Mercurial friction or fumigation.

hydrargyrum (*hi-drar'-je-rum*). See *mercury*.

hydrarsan (*hi-drar'-san*). A compound of phenacetin, mercuric chloride, arsenic chloride, and potassium iodide; used in syphilis.

hydrarthrosis (*hi-drar-thro'-sis*) [*hydra-; ἄρθρον*, a joint]. An accumulation of fluid in a joint.

hydrarthrus (*hi-drar'-thrus*). See *hydrarthrosis*.

hydras (*hi'-dras*). Trade name of a preparation containing cramp bark, helonias root, hydrastis, scutellaria, dogwood, and aromatics.

hydrastine (*hi-dras'-tēn*) [*hydrastis*]. 1. An alkaloid (*hydrastina*, U. S. P.) from the root of *Hydrastis canadensis*. 2. A resinous extract from the root of *H. canadensis*; it is a cholagogue, laxative, alterative, antiseptic, etc. **h. hydrochloride**, an astringent, alterative, and hemostatic. Dose ½–1 gr. (0.032–0.065 Gm.) every two hours if needed. Application as astringent 0.1 to 0.5 % solution; in skin diseases 1% ointment; in chronic bronchitis 10–20 drops of a solution of 15 gr. (1 Gm.) in 5 dr. (18 Cc.) of water 4 times daily.

hydrastinine (*hi-dras'-tin-ēn*) [*hydrastis*]. An artificial alkaloid, $C_{11}H_{13}NO_2$, from hydrastine. It is used as a hemostatic, vasoconstrictor, cardiac stimulant, etc. **h. hydrochloride** (*hydrastininæ hydrochloridum*, U. S. P.), $C_{11}H_{11}NO_2.HCl + H_2O$, used as a uterine hemostatic, emmenagogue, and vasoconstrictor. Dose ½–½ gr. (0.015–0.032 Gm.) 3 or 4 times daily; maximum daily dose 2 gr. (0 13 Gm.). Injection, 8–16 min. (0.5–1.0 Cc.) of 10 % solution.

hydrastis (*hi-dras'-tis*). Goldenseal, a plant of the order *Ranunculaceæ*. The *hydrastis* of the U. S. P. is the rhizome and roots of *H. canadensis*, which contain the alkaloids *hydrastine* and *berberine*. It is tonic, antiperiodic, cholagogue, and diuretic, and has been employed in leukorrhea, cystitis, constipation, menorrhagia, gonorrhea, dyspepsia, etc. Dose of the *hydrastine of commerce*, an impure body, 5–10 gr. (0.32–0 65 Gm); of the *alkaloid* ½–½ gr. (0.008–0.022 Gm.). **h., fluidextract of** (*fluidextractum hydrastis*, U. S. P.). Dose ½–1 dr. (2–4 Cc.). **h., glycerite of** (*glyceritum hydrastis*, U. S. P.). Dose ½–1 dr (2–4 Cc.). **h., tincture of** (*tinctura hydrastis*, U. S. P.). Dose 1 dr. (4 Cc).

hydrastol (*hi-dras'-tol*). A proprietary remedy said to consist of liquid albolene and the active ingredients of hydrastis and cinnamon oil.

hydrate (*hi'-drāt*) [ὕδωρ, water]. A compound containing water in chemical combination.

hydrated (*hi'-dra-ted*) [see *hydrate*]. Chemically combined with water.

hydration (*hi-dra'-shun*) [see *hydrate*]. The process of combining chemically with water or of converting into a hydrate.

hydraulics (*hi-draw'-liks*) [ὕδωρ, water; αὐλός, a pipe]. The science of liquids in motion.

hydrazine (*hi'-draz-in*) [*hydra-; azotum*, nitrogen]. 1. H_4N_2. Diamine; a colorless, stable gas soluble in water, having a peculiar odor and a strong alkaline reaction. 2. One of a class of bodies derived from hydrazine by replacing one or more of its hydrogen atoms by a radical.

hydrazones (*hi'-draz-ōns*) [ὕδωρ, water; *azotum*, nitrogen]. Phenylhydrazones; a group of chemical bodies produced by the action of phenylhydrazine upon carbonyl compounds. They are usually crystalline compounds, insoluble in water. They are yellow or brown in color, and almost invariably decompose upon fusion.

hydrectasis (*hi-drek'-tas-is*) [*hydra-*; ἔκτασις, a stretching out]. Distention by water or by a watery fluid.

hydremesis (*hi-drem'-es-is*) [*hydro-*; ἔμεσις, vomiting]. The vomiting of a watery material.

hydremia (*hi-dre'-me-ah*) [*hydra-*; αἷμα, blood]. A watery condition of the blood.

hydrencephal (*hi-dren'-sef-al*) [*hydra-*; ἐγκέφαλος, brain]. A hydrocephalic brain.

hydrencephalitis (*hi-dren-sef-al-i'-tis*) [*hydra-*; ἐγκέφαλος, brain; ῖτις, inflammation]. Inflammatory hydrocephalus.

hydrencephalocele (*hi-dren-sef'-al-o-sēl*) [*hydra-*, ἐγκέφαλος, brain; κήλη, hernia]. Hernia of the brain, in which the tumor is in part composed of a watery fluid.

hydrencephalus (*hi-dren-sef'-al-us*). See *hydrocephalus*.

hydrenterocele (*hi-dren-ter'-o-sēl*) [*hydra-*; ἔντερον, intestine; κήλη, hernia]. Intestinal hernia, the sac of which contains some extravasated fluid.

hydrenterorrhea (*hi-dren-ter-or-e'-ah*) [*hydra-*; ἔντερον, intestine; ῥοία, flow]. A watery diarrhea.

hydrepigastrium (*hi-drep-e-gas'-tre-um*) [*hydra-; epigastrium*]. A collection of fluid between the abdominal muscles and the peritoneum.

hydriatics (*hi-dre-at'-iks*). See *hydrotherapeutics*.

hydriatric (*hi-dre-at'-rik*) [*hydra-*; ἰατρός, physician]. Relating to the treatment of disease with water.

hydriatry (*hi'-dre-at-re*). See *hydrotherapeutics*.

hydric (*hi'-drik*). Containing water.

hydride (*hi'-drid*). A chemical compound containing hydrogen united to an element or radical.

hydriodate (*hi-dri'-o-dāt*). A compound of hydriodic acid with an element or radical.

hydriodic (*hi-dre-od'-ik*) [*hydra-; iodine*]. Containing hydrogen and iodine. **h. acid**, HI, a heavy, colorless gas, with a suffocating odor and an acid reaction. **h. acid, syrup of** (*syrupus acidi hydriodici*, U. S. P.), contains 1 % by weight of absolute HI. Dose ½–2 dr. (2–8 Cc.). It is used as an alterative in scrofula, rickets, etc.

hydrion (*hi'-dre-on*) [*hydrogen; ion*]. Hydrogen in the ionized form.

hydro- (*hi'-dro-*) [ὕδωρ, water]. A prefix signifying water, or that water forms a structural part; also denoting hydrogen.

hydro (*hi'-dro*) [ὕδωρ, water]. A hydropathic establishment.

hydroa (*hi-dro'-ah*) [*hydro-*; ᾠόν, egg]. A chronic inflammatory disease of the skin characterized by erythema, papules, pustules, vesicles, bullæ, or combinations of these, and by intense itching. Syn., *dermatitis herpetiformis; pemphigus pruriginosus*.

hydroabdomen (*hi-dro-ab-do'-men*). See *ascites*.

hydroadenitis (*hi-dro-ad-en-i'-tis*). See *hydradenitis*.

hydroadipsia (*hi-dro-ad-ip'-se-ah*) [*hydro-*; ἀ, priv.; δίψα, thirst]. Absence of thirst, or of desire for water.

hydroaeric (*hi-dro-a-er'-ik*) [*hydro-*; ἀήρ, air]. Applied in auscultation to the sound given by cavities filled with air and water.

hydroappendix (*hi-dro-ap-en'-diks*). The dilatation of the vermiform appendix with a watery fluid.

hydroargentic (*hi-dro-ar-jen'-tik*) [*hydro-; argentum*, silver]. Containing hydrogen and silver.

hydrobilirubin (*hi-dro-bil-e-ru'-bin*) [*hydro-; bilirubin*], $C_{32}H_{36}N_4O_7$. A brown-red pigment formed by treating a solution of bilirubin with sodium amalgam. It is probably identical with stercobilin, the coloring-matter of the feces, and urobilin, the pigment of the urine.

hydrobiosis (*hy-dro-bi-o'-sis*) [*hydro-*; βίος, life]. In biology, the origin and maintenance of life in fluid media.

hydrobromate (*hi-dro-bro'-māt*) [*hydro-*; βρῶμος, a stench]. A salt of hydrobromic acid.

hydrobromic (*hi-dro-bro'-mik*) [see *hydrobromate*]. Composed of hydrogen and bromin. **h. acid.** See *acid, hydrobromic.* **h. ether.** See *ethyl bromide.*

hydrobromide, hydrobromid (*hi-dro-bro'-mid*). Same as *hydrobromate.*

hydrocarbon (*hi-dro-kar'-bon*) [*hydro-; carbo,* charcoal]. Any compound composed only of hydrogen and carbon. **h., satisfied,** one that has no free valences. **h., saturated,** one that has the maximum number of hydrogen atoms.

hydrocarbonism (*hi-dro-kar'-bon-izm*). Poisoning with hydrocarbons, principally observed among miners and workers in petroleum refineries and in those who have used petroleum internally.

hydrocardia (*hi-dro-kar'-de-ah*). See *hydropericardium.*

hydrocele (*hi'-dro-sēl*) [*hydro-; κήλη,* tumor]. A collection of serous fluid about the testicle or spermatic cord. The term is also applied to serous tumors in other locations. **h. colli.** See *Maunoir's hydrocele.* **h. hernialis,** a collection of fluid in a hernial sac due to obstruction of its neck.

hydrocelectomy (*hi-dro-se-lek'-to-me*) [*hydrocele; ἐκτόμη,* excision]. Removal of part of the tunica vaginalis for the cure of hydrocele.

hydrocelia (*hi-dro-se'-le-ah*) [*hydro-; κοιλία,* belly]. Dropsy of the belly or abdominal region.

hydrocelodes (*hi-dro-sel-o'-dēz*) [*hydro-; κήλη,* tumor; *εἶδος,* form]. A tumor resembling hydrocele, but due to an extravasation of urine.

hydrocenosis (*hi-dro-sen-o'-sis*) [*hydro-; κένωσις,* evacuation]. An evacuation of water either by the use of hydragogue cathartics or by the operation of "tapping" the cavity containing the accumulation of fluid. See *paracentesis.*

hydrocenotic (*hi-dro-sen-ot'-ik*) [*hydro-; κένωσις,* evacuation]. Relating to or causing hydrocenosis.

hydrocephalic (*hi-dro-sef'-al'-ik*) [see *hydrocephalus*]. Pertaining to or affected with hydrocephalus. **h. cry,** the loud cry of a child, indicating pain in the head.

hydrocephalocele (*hi-dro-sef'-al-o-sēl*). See *hydrencephalocele.*

hydrocephaloid (*hi-dro-sef'-al-oid*) [*hydrocephalus; εἶδος,* like]. 1. Pertaining to or resembling hydrocephalus. 2. Marshall Hall's disease; a disease of infants resembling hydrocephalus. It is a condition of nervous exhaustion generally consequent on prolonged illness or premature weaning. It is sometimes observed in poorly nourished infants just after weaning. The pulse is irregular, the fontanelles depressed, and there is little tendency to vomiting.

hydrocephalus (*hi-dro-sef'-al-us*) [*hydro-; κεφαλή,* head]. A collection of fluid in the cerebral ventricles (*internal hydrocephalus*) or outside the brain-substance (*external hydrocephalus*). The symptoms are progressive enlargement of the head, bulging of the fontanelles, prominent forehead, thinness of hair and scalp, distention of the superficial veins, mental impairment, muscular weakness, convulsions *Acute external hydrocephalus* is due to inflammation of the meninges, usually tuberculous; *acute internal hydrocephalus* is caused by ependymitis; *chronic hydrocephalus* may be congenital or acquired.

hydrochezia (*hi-dro-ke'-ze-ah*) [*hydro-; χέζειν,* to defecate]. Watery or serous diarrhea.

hydrochinone (*hy-dro-kin'-ōn*). See *hydroquinone.*

hydrochinonuria (*hi-dro-kin-on-ū'-re-ah*) [*hydroquinone; οὖρον,* urine]. The presence in the urine of hydroquinone due to ingestion of salol, resorcin, etc.

hydrochlorate (*hi-dro-klo'-rāt*). Any salt of hydrochloric acid.

hydrochloric acid (*hi-dro-klo'-rik*). See *acid, hydrochloric.* **h. acid in contents of stomach.** See *Boas, Ewald, Guensburg, Hersberg, v. Jaksch, Luttke, Maly, Mohr, Rabuteau, Reoch, Sjoeqvist, Szabo, Uffelmann, v. d. Velden, Winkler, Wits.* **h. acid test for formaldehyde in milk,** heat in a test-tube 1 Cc. of milk with 4 Cc. of strong hydrochloric acid containing a trace of ferric chloride. In the presence of formaldehyde a purple color appears, varying from a delicate tint to a deep violet. If a yellow color appears, repeat the test, using milk that has been diluted, 1 to 10, with water.

hydrochloric ether. See ethyl chloride.

hydrochloride, hydrochlorid (*hi-dro-klo'-rid*). Same as *hydrochlorate.*

hydrocholecystis (*hi-dro-ko-le-sis'-tis*) [*hydro-; χολή,* bile; *κύστις,* bladder]. Dropsy of the gall-bladder.

hydrocinnamic acid (*hi-dro-sin-am'-ik*). See *acid.*

hydrocirsocele (*hi-dro-sir'-so-sēl*) [*hydro-; κιρσός,* venous enlargement; *κήλη,* tumor]. Hydrocele accompanied with varicose veins of the spermatic cord.

hydrocollidine (*hi-dro-kol'-id-ēn*) [*hydro-; κόλλα,* glue], $C_8H_{13}N$. A highly poisonous ptomaine obtained from putrefying mackerel, horse-flesh and ox-flesh, and said to be identical with one obtained from nicotine.

hydrocolpocele (*hi-dro-kol'-po-sēl*) [*hydro-; κόλπος,* vagina; *κήλη,* tumor]. A serous tumor of the vagina.

hydrocolpos (*hi-dro-kol'-pos*) [*hydro-; κόλπος,* vagina]. A vaginal retention-cyst containing a watery fluid.

hydroconion, hydrokonion (*hi-dro-ko'-ne-on*) [*hydro-; κονίειν,* to fill with dust]. An atomizer; a spraying apparatus.

hydrocoridin (*hi-dro-kor'-id-in*). A ptomaine, $C_{10}H_{17}N$, found in agar culture of *Bacterium album.*

hydrocotarnine (*hi-dro-ko-tar'-nēn*) [*hydro-; cotarnine*], $C_{13}H_{15}NO_3 + \frac{1}{2}H_2O$. A crystalline alkaloid occurring in small amount in opium. It melts at 50° C., and is readily soluble in alcohol, ether, and chloroform.

hydrocotoine (*hid-ro-ko'-to-ēn*) [*hydro-;* Sp., *coto,* a cubit], $C_{18}H_{14}O_4$. An alkaloid of coto-bark occurring in yellowish crystals without taste.

Hydrocotyle (*hi-dro-kot'-il-e*) [*hydro-; κοτύλη,* a cup]. Pennywort; a genus of umbelliferous herbs. The leaves of *H. asiatica* serve as a bitter tonic and alterative, and are very serviceable in skin-diseases, syphilitic sores, and leprosy. *H. centella* of S. Africa, *H. umbellata,* of America, and *H. vulgaris,* of Europe, have been employed in medicine, but their properties are little known. *H. bonariasis,* of S. America, is diuretic.

hydrocrania (*hid-ro-kra'-ne-ah*). Same as *hydrocephalus.*

hydrocyanic (*hi-dro-si-an'-ik*). See *cyanogen,* and *acid, hydrocyanic*

hydrocyanism (*hi-dro-si'-an-izm*). Poisoning with hydrocyanic acid; in acute cases marked by loss of consciousness and a sudden fall, generally by cramp, cyanosis, and paralysis.

hydrocyst (*hi'-dro-sist*) [*hydro-; κύστις,* bladder]. A cyst containing a water-like liquid. Sometimes it is synonymous with *hydatid.*

hydrocystoma (*hi-dro-sis-to'-mah*). See *hidrocystoma*.

hydroderma (*hi-dro-der'-mah*) [*hydro-*; δέρμα, skin]. Dropsy of the skin.

hydrodiarrhea (*hi-dro-di-ar-e'-ah*) [*hydro-*; *diarrhea*]. Serious diarrhea.

hydrodiascope (*hi-dro-di'-as-kōp*) [*hydro-*; δία, through; σκοπεῖν, to view]. A device, shaped like a pair of spectacles, consisting of two chambers filled with physiological salt solution, worn to correct keratoconus and astigmatism.

hydrodictyotomy (*hi-dro-dik-te-ot'-o-me*) [*hydro-*; δίκτυον, net; τομή, section]. Surgical incision of the retina for the relief of edema.

hydrodiffusion (*hi-dro-dif-ū'-shun*). The physical admixture of two fluids of different densities.

hydrodiuresis (*hi-dro-di-ū-re'-sis*) [*hydro-*; δία, through; οὐρέειν, to urinate]. A copious flow of watery urine.

hydrodynamics (*hi-dro-di-nam'-iks*) [*hydro-*; δύναμις, power]. The branch of mechanics treating of fluids in motion.

hydroelectric (*hi-dro-e-lek'-trik*) [*hydro-*; *electric*]. Pertaining to electricity developed in connection with water. **h. bath,** a bath in which the metallic lining of the tub is connected with one pole of a battery, the other pole being in contact with the person of the patient.

hydroelectrization (*hi-dro-e-lek-tri-za'-shun*). Electrization in which water is used as an electrode.

hydroencephalocele (*hi-dro-en-sef-al'-o-sēl*). See *hydrencephalocele*.

hydroenterocele (*hi-dro-en-ter'-o-sēl*). See *hydrenterocele*.

hydroepigastrium. See *hydrepigastrium*.

hydroepiplocele (*hi-dro-ep-ip'-lo-sēl*). An epiplocele with water in the sac.

hydroergotinine (*hi-dro-er-got'-in-en*). Same as ergotoxine.

hydroexostosis (*hi-dro-eks-os-to'-sis*). An exostosis accompanied by an accumulation of water.

hydroferrocyanate, hydroferrocyanide (*hi-dro-fer-o-si'-an-āt, -id*) A compound of hydroferrocyanic acid with a base.

hydrofluoric acid (*hi-dro-flu-or'-ik*). See *acid, hydrofluoric*, and *fluorine*.

hydrofluosilicate (*hi-dro-flu-o-sil'-ik-āt*). A salt of hydrofluosilicic acid.

hydrogalvanic (*hi-dro-gal-van'-ik*). Relating to galvanism developed by action of fluids.

hydrogaster (*hi-dro-gas'-tur*) [*hydro-*; γαστήρ, stomach]. Ascites.

hydrogastria (*hi-dro-gas'-tre-ah*). A gastric disorder from fluid due to constriction of the esophageal and pyloric orifices.

hydrogel (*hi'-dro-jel*). An aqueous colloidal solution in the gelatinized state.

hydrogen (*hi'-dro-jen*) [*hydro-*; γεννᾶν, to produce]. Symbol H; atomic weight 1.008; quantivalence I. A gaseous element, feebly basic, and occurring in nature in greatest abundance combined with oxygen in the form of water, H_2O. It is present in nearly all organic compounds, and is a constant constituent of acids. **h. acid.** See *hydracid*. **h. dioxide, h. peroxide,** H_2O_2, an unstable liquid which readily yields up an atom of oxygen, and hence is a powerful oxidizer. It is strongly antiseptic. The solution, *aqua hydrogenii dioxidi* (U. S. P.), contains 3% of pure H_2O_2. It is useful as an antiseptic application to inflamed mucous membranes in diphtheria, scarlatina, gonorrhea, etc., and as a cleansing agent of suppurating cavities. See also *Wurster's test for hydrogen dioxide*. **h. exponent,** a figure which represents the hydrogen ion concentration in a fluid; it is denoted by the symbol P^H or P_H. **h. monoxide,** H_2O, water. **h. persulphide,** H_2S_2, a heavy, yellow oil, with a foul, pungent odor and acrid taste, giving off irritating vapors. It bleaches organic coloring-matters and is a powerful antiseptic.

hydrogenation (*hi-dro-jen-a'-shun*). The process of causing a combination with hydrogen.

hydrogenesis (*hi-dro-jen'-es-is*) [*hydro-*; γεννᾶν, to produce: *pl., hydrogeneses*]. 1. The collection or formation of a watery fluid. 2. Any disease in which there is a predominance or degeneration of mucous secretion, fat, bile, or milk.

hydrogenoid (*hi-droj'-en-oid*) [*hydro-*; γεννᾶν, to produce; εἶδος, likeness]. Applied to a constitution or temperament intolerant of moisture.

hydrogenous (*hi-droj'-en us*). Relating to hydrogen.

hydrogerous (*hi-droj'-ur-us*) [*hydro-*; *gerere*, to bear]. Containing or bearing water.

hydroglossa (*hi-dro-glos'-sah*) [*hydro-*; γλώσσα, tongue]. Ranula.

hydrogol (*hi'-dro-gol*). A proprietary preparation said to be an aqueous solution of colloidal silver.

hydrohematocele (*hi-dro-hem'-at-o-sēl*) [*hydro-*; αἷμα, blood; κήλη, tumor]. Hematocele associated with hydrocele.

hydrohematonephrosis (*hi-dro-hem-at-o-nef-ro'-sis*) [*hydro-*; αἷμα, blood; νέφρος, kidney]. The presence of blood and urine in the pelvis of the kidney.

hydrohemia (*hi-dro-hem'-e-ah*). *Hydremia, q. v.*

hydrohemostat (*hi-dro-hem'-o-stat*) [*hydro-*; αἷμα, blood; στατός, stopped]. A device for stopping hemorrhage by means of hydrostatic pressure.

hydrohemothorax (*hi-dro-hem-o-tho'-raks*) [*hydro-*; αἷμα, blood; θώραξ, thorax]. An effusion of hemorrhagic fluid into the pleural cavity.

hydrohepatosis (*hi-dro-hep-at-o'-sis*) [*hydro-*; ἧπαρ, liver]. Condition in which there is an accumulation of fluid in the liver.

hydrohymenitis (*hi-dro-hi-men-i'-tis*) [*hydro-*; ὑμήν, membrane; ιτις, inflammation]. Any inflammation of a serous membrane or surface.

hydrohystera (*hi-dro-his'-ter-ah*). See *hydrometra*.

hydroid (*hi'-droid*) [*hydro-*; εἶδος, form]. 1. Like water. 2. Living in water.

hydrokinetics (*hi-dro-kin-et'-iks*) [*hydro-*; κινεῖν, to set in motion]. The science of the motions of fluids and the causative forces.

hydrolactometer (*hi-dro-lak-tom'-et-er*) [*hydro-*; *lac*, milk; μέτρον, measure]. An instrument used in estimating the percentage of water in milk.

hydrolase (*hi-dro'-lās*). Hydrolyst.

hydrolatum (*hi-dro-la'-tum*) [*hydro-*; *gen., hydrolati; pl., hydrolata*]. A medicated water.

hydrolein (*hi-dro'-le-in*) [*hydro-*; *oleum*, oil]. A proprietary emulsion of cod-liver oil with pancreatin and borax.

hydrolatum (*hi-dro-la'-tum*). A medicated water.

hydrolymph (*hi'-dro-limf*) [*hydro-*; *lympha*, water]. A term applied to the blood of certain animals which is composed largely of the salt or fresh water in which they live, and containing a small amount of corpuscular elements.

drolysis (*hi-drol'-is-is*) [*hydro-*; λύειν, to loose].

hyɪ. The decomposition of water. 2. The process whereby a chemical compound unites with water and is then split up into smaller molecules.

hydrolyst (*hi'-dro-list*) [*hydro-*; λύσις, dissolving]. A substance that, like sulphuric acid, diastase, etc., induces hydrolysis; an hydrolytic agent.

hydrolyte (*hi'-dro-līt*) [*hydro-*; λύσις, dissolving]. 1. The substance hydrolyzed. 2. Calcium hydride, used as a source of hydrogen.

hydrolytic (*hi-dro-lit'-ik*) [see *hydrolysis*]. Pertaining to the decomposition of water or the liberation of water during a chemical reaction. **h. ferments**, those causing a combination with the elements of water in the substances which they decompose.

hydrolyze (*hi-dro-līz*). To subject to hydrolysis.

hydroma (*hi-dro'-mah*) [*hydro-*; ὄμα, a tumor: *pl.*, *hydromata*]. A tumor containing water. A cyst or sac filled with water or serous fluid. Also, an edematous swelling. Also, the cystic dilatation of a lymphatic vessel of the neck.

hydromania (*hi-dro-ma'-ne-ah*) [*hydro-*; μανία, madness]. 1. Intense or maddening thirst. 2. Mania with desire for suicide by drowning.

hydromediastinum (*hi-dro-med-e-as-ti'-num*) [*hydro-*; *mediastinum*]. A serous effusion into the mediastinum.

hydromel (*hi'-dro-mel*) [*hydro-*; μέλι, honey]. A mixture of honey and water with or without a medicinal substance.

hydromeningitis (*hi-dro-men-in-ji'-tis*) [*hydro-*; μῆνιγξ, a membrane; ῖτις, inflammation]. 1. Inflammation of the membranes of the brain or cord, accompanied by effusion of serous fluid 2. Inflammation of the membrane of Descemet.

hydromeningocele (*hi-dro-men-in'-go-sēl*) [*hydro-*; μῆνιγξ, a membrane; κήλη, a tumor]. 1. A cystic tumor of the meninges protruding through the skull. 2. A form of spina bifida in which the sac contains cerebrospinal fluid.

hydromeninx (*hi-dro-men'-inks*) [*hydro-*; μῆνιγξ, a membrane]. Dropsy of the membranes of the brain.

hydrometer (*hi-drom'-et-er*) [*hydro-*; μέτρον, a measure]. An instrument for determining the specific gravity of liquids.

hydrometra (*hi-dro-me'-trah*) [*hydro-*; μήτρα, the womb]. A collection of watery fluid in the uterus.

hydrometrectasia (*hi-dro-me-trek-ta'-ze-ah*) [*hydro-*; μήτρα, womb; ἔκτασις, a stretching out]. Hydrometra causing distention of the uterus.

hydrometric (*hi-dro-met'-rik*). Pertaining to a hydrometer or to hydrometry.

hydrometry (*hi-drom'-et-re*). Estimating the specific gravity of a fluid by means of an hydrometer.

hydromicrenocephalia, hydromicrencephaly (*hi-dro-mi-kren-sef-a'-le-ah*, *hi-dro-mi-kren-sef'-al-e*) [*hydro-*; μικρός, small; κεφαλή, the head]. Micrencephaly leading to, or complicated by, a serous effusion within the cranial cavity.

hydromphalocele (*hi-drom-fal'-o-sēl*) [*hydro-*; ὀμφαλός, navel; κήλη, hernia]. Cystic tumor in the sac of an umbilical hernia.

hydromphalus (*hi-drom'-fal-us*) [*hydro-*; ὀμφαλός, navel]. A tumor at the navel, distended with water.

hydromyelia, hydromyelus (*hi-dro-mi-e'-le-ah*, *hi-dro-mi'-el-us*) [*hydro-*; μυελός, marrow]. Dilatation of the central canal of the spinal cord with an accumulation of fluid.

hydromyelitis (*hi-dro-mi-el-i'-tis*) [*hydro-*; μυελός, marrow; ῖτις, inflammation]. Same as *hydrorrhachis interna*.

hydromyelocele (*hi-dro-mi'-el-o-sēl*) [*hydro-*; μυελός, marrow; κοιλία, cavity]. 1. Excessive accumulation of fluid in the central canal of the spinal cord. 2. A variety of spina bifida in which remains of the spinal cord cover the tumor.

hydromyoma (*hi-dro-mi-o'-mah*) [*hydro-*; *myoma*]. A cystic myoma containing serous fluid.

hydromyringa, hydromyrinx (*hi-dro-mir-in'-gah*, *hi-dro-mi'-rinks*) [*hydro-*; *myrinx*, the tympanic membrane]. 1. The distention of the membrana tympani with water effused within its substance. 2. Less correctly, the same as *hydrotympanum*.

hydronal (*hi'-dro-nal*). A preparation obtained by the action of chloral on pyridin; it is used as a hypnotic. Also called *viferral*.

hydronaphthol (*hi-dro-naf'-thal*) [*hydro-*; *naphthol*]. A substance, derived from naphthol, and used as an intestinal antiseptic. Dose 3–4 gr. (0.2–0.26 Gm.).

hydroncus (*hi-drong'-kus*) [*hydro-*; ὄγκος, mass]. A distention or swelling caused by an accumulation of water. See also, *edema* and *anasarca*.

hydrone (*hi'-drōn*) [*hydro-*]. Armstrong's term for H_2O, the molecule of water.

hydronephrectasia (*hi-dro-nef-rek-ta'-ze-ah*) [*hydro-*; νεφρός, a kidney; ἔκτασις, distention]. Dropsical enlargement of the kidney.

hydronephros (*hi-dro-nef'-ros*) [*hydro-*; νεφρός, kidney]. A dropsical kidney. Syn., *hydronephrectasia*.

hydronephrosis (*hi-dro-nef-ro'-sis*) [see *hydronephros*]. A collection of urine in the pelvis of the kidney from obstructed outflow. The pressure of the fluid causes in time atrophy of the kidney-structure, and the whole organ is converted into a large cyst.

hydronephrotic (*hi-dro-nef-rot'-ik*) [*hydronephrosis*]. Relating to, effected with, or of the nature of, hydronephrosis.

hydronosos (*hi-dron-o'-sus*) [*hydro-*; νόσος, disease]. A disease attended with dropsy.

hydro-oligocythemia (*hi-dro-ol-ig-o-si-the'-me-ah*) [*hydro-*; ὀλίγος, few; κύτος, cell; αἷμα, blood]. A form of secondary anemia in which there is an increase in the proportion of the serum to the corpuscles of the blood.

hydroparasalpinx (*hi-dro-par-ah-sal'-pinks*) [*hydro-*; πάρα, beside; σάλπιγξ, tube]. An accumulation of water in the accessory tubes of the oviduct.

hydroparesis (*hi-dro-par'-es-is*) [*hydro-*; πάρεσις, paralysis]. A paretic affection characterized by watery effusions, such as are seen in beriberi

hydropathic (*hi-dro-path'-ik*). 1. Pertaining to hydropathy. 2. Hydrotherapeutic.

hydropathy (*hi-drop'-ath-e*) [*hydro-*; πάθος, disease]. The treatment of diseases by the use of water, externally and internally.

hydropedesis (*hi-dro-ped-e'-sis*). See *hidropedesis*.

hydropericarditis (*hi-dro-per-ik-ar-di'-tis*) [*hydro-*; *pericarditis*]. Pericarditis accompanied by serous effusion into the pericardium.

hydropericardium (*hi-dro-per-ik-ar'-de-um*) [*hydro-*; *pericardium*]. A collection of serum within the pericardial cavity.

hydroperididymia (*hi-dro-per-e-did-im'-e-ah*) [*hydro-*; περί, around; δίδυμος, testicle]. Hydrocele

hydroperion (*hi-dro-per'-e-on*) [*hydro-*; περί, around; ᾠόν, egg]. A seroalbuminous liquid existing between the decidua vera and the decidua reflexa and believed to nourish the embryo at an early period.

hydroperinephrosis (*hi-dro-per-e-nef-ro'-sis*) [*hydro-*; περί, around; νέφρος, kidney]. An accumulation of serum in the connective tissue around the kidney.

hydroperipneumonia (*hi-dro-per-e-nū-mo'-ne-ah*) [*hydro-*; περί, around; πνεύμων, a lung]. Pneumonia with pleural effusion.

hydroperitoneum (*hi-dro-per-it-on-e'-um*) [*hydro-; peritoneum*]. Ascites.

hydroperitonitis (*hi-dro-per-it-on-i'-tis*). Peritonitis attended with watery effusion.

hydrophallus (*hi-drof'-al-us*) [*hydro-; φαλλός*, penis]. A dropsical swelling of the penis.

hydrophilism (*hi-droff'-il-izm*) [*hydro-; φίλειν*, to love]. The property of colloids, cells, tissues, etc., to attract and hold water.

hydrophilous (*hi-droff'-il-us*) [*hydro-; φίλος*, loving]. 1. In biology, applied to plants that are fertilized through the agency of water. 2. Absorbing water.

hydrophlegmasia (*hi-dro-fleg-ma'-ze-ah*) [*hydro-; φλεγμασία*, inflammation]. Any phlegmasia or inflammation characterized by serous effusion.

hydrophlogosis (*hi-dro-flo-go'-sis*) [*hydro-; φλόγωσις*, a burning]. Inflammation attended with serous effusion.

hydrophobe (*hi'-dro-fōb*) [*hydro-; φόβος*, fear]. A person who is affected with rabies.

hydrophobia (*hi-dro-fo'-be-ah*) [*hydro-; φόβος*, fear] 1. Fear of water; a symptom of rabies, *q. v.* 2. Used as a synonym of *rabies*.

hydrophobic (*hi-dro-fo'-bik*). Pertaining to, or of the nature of, hydrophobia. **h. tetanus.** See *tetanus, hydrophobic*.

hydrophobin (*hi-dro-fo'-bin*). The virus of hydrophobia, same as *lyssin*.

hydrophobinum (*hi-dro-fo-bi'-num*). A homeopathic remedy prepared from the virus of rabies.

hydrophobophobia (*hi-dro-fo-bo-fo'-be-ah*) [*hydrophobia; φόβος*, fear]. An intense dread of hydrophobia; a condition producing a state simulating true hydrophobia.

hydrophone (*hi'-dro-fōn*) [*hydro-; φωνή*, the voice]. An instrument used in auscultatory percussion, the sound being conveyed to the ear through a column of water.

hydrophore (*hi'-dro-fōr*) [*hydro-; φέρειν*, to bear]. An apparatus consisting of a short grooved catheter used as an irrigating dilator of the urethra.

hydrophthalmia (*hi-drof-thal'-me-ah*) [*hydro-; ὀφθαλμός*, eye]. An increase in the fluid contents of the eye, causing the organ to become distended, resulting in glaucoma, keratoglobus, staphyloma, etc.

hydrophthalmos (*hi-droff-thal'-mos*). See *keratoglobus*.

hydrophyr (*hi'-dro-fēr*) [*hydro-*]. A variety of peptone insoluble in alcohol.

hydrophysocele (*hi-dro-fi'-so-sēl*) [*hydro-; φῦσα*, air; *κήλη*, tumor]. Hernia containing both serous fluid and a gas.

hydrophysometra (*hi-dro-fi-so-me'-trah*) [*hydro-; φῦσα*, wind; *μήτρα*, womb]. An abnormal collection of water, or other fluid, and gas, in the womb.

hydropic (*hi-drop'-ik*) [*hydrops*]. Pertaining to dropsy; dropsical.

hydropica (*hi-drop'-ik-ah*) [*ὑδρωπικός*, dropsical]. Medicines useful in dropsy; especially diuretic remedies.

hydropigenous (*hi-dro-pij'-en-us*) [*ὑδρῶψ*, dropsy; *γεννᾶν*, to produce]. Causing dropsy, said of conditions such as heart and kidney diseases.

hydropitherapy (*hi-drop-e-ther'-a-pe*). Treatment of dropsy.

hydroplasm (*hi'-dro-plasm*) [*hydro-; plasm*]. A fluid constituent of protoplasm, or of any plasma.

hydropleuritis (*hi-dro-plu-ri'-tis*). Pleurisy attended with effusion.

hydropneumatic (*hi-dro-nū-mat'-ik*) [*hydro-; πνεῦμα*, air]. Relating to water and air.

hydropneumatosis (*hi-dro-nū-mat-o'-sis*) [*hydro-; πνευμάτωσις*, inflation]. A collection of fluid and air or other gas within the tissues.

hydropneumonia (*hi-dro-nū-mo'-ne-ah*) [*hydro-; πνεύμων*, the lung]. A disease thought to consist of a serous infiltration into the lung; pulmonary edema; also, an effusion within the pleura sometimes accompanying pneumonia.

hydropneumopericardium (*hi-dro-nū-mo-per-ik-ar'-de-um*) [*hydro-; πνεῦμα*, air; *pericardium*]. A collection of serum and air or other gas within the pericardium.

hydropneumoperitoneum (*hi-dro-nū-mo-per-it-on-e'-um*) [*hydro-; πνεῦμα*, air; *peritoneum*]. A collection of serum and air or of the gas within the peritoneal cavity.

hydropneumothorax (*hi-dro-nū-mo-tho'-raks*) [*hydro-; πνεῦμα*, air; *θώραξ*, thorax]. The presence of serous fluid and air or gas in the pleural cavity.

hydropoid (*hi'-dro-poid*) [*ὕδρωψ*, dropsy; *εἶδος*, likeness]. Dropsical.

hydroposia (*hi-dro-po'-ze-ah*) [*ὕδωρ*, water; *πόσις*, a drinking]. Water drinking; the use of water alone as a beverage.

hydropotherapy (*hi-dro-po-ther'-ap-e*) [*ὕδρωψ*, dropsy; *θεραπεία*, therapy]. The therapeutic use of ascitic fluid.

hydrops (*hi'-drops*) [*ὕδρωψ*, dropsy]. Dropsy. **h. abdominis,** ascites. **h. articuli,** a watery effusion into the synovial cavity of a joint. **h. capitis,** hydrocephalus, *q. v.* **h. cystidis felleæ,** dropsy of the gall-bladder. **h. ex vacuo,** a condition following inflammation, in which the lung is unable to expand and the space between the contracted lung and the chest-wall is filled with fluid. **h. tubæ profluens,** hydrosalpinx in which the watery discharges are said to occur from the uterus and vagina, in gushes, the uterine end of the tube from time to time allowing passage of the fluid. **h. vesicæ felleæ,** dropsy of the gall-bladder.

hydropyonephrosis (*hi-dro-pi-o-nef-ro'-sis*) [*hydro-; πύον*, pus; *νεφρός*, kidney]. Distention of the pelvis of the kidney with urine and pus.

hydropyopneumothorax (*hi-dro-pi-o-nū-mo-tho'-raks*) [*hydro-; πύον*, pus; *πνεῦμα*, air; *θώραξ*, chest]. Hydropneumothorax, associated with the presence of pus.

hydropyosalpinx (*hi-dro-pi-o-sal'-pingks*) [*hydro-; πύον*, pus; *σάλπιγξ*, tube]. An accumulation of serous fluid and pus in an oviduct.

hydropyretic (*hi-dro-pi-ret'-ik*) [*hydro-; πυρετός*, heat]. Pertaining to, or affected with, hydropyretos.

hydropyretos (*hi-dro-pir'-et-os*) [*hydro-; πυρετός*, heat]. Sweating fever.

hydropyrin (*hi-dro-pi'-rin*). Trade name of lithium acetylsalicylate.

hydroquinine (*hi-dro-kwin'-ēn*) [*hydro-; quinine*], $C_{20}H_{26}N_2O_2$. An alkaloid obtained from cinchona, and frequently contaminating quinine.

hydroquinol (*hi-dro-kwin'-ol*). Hydroquinone.

hydroquinone (*hi-dro-kwin'-ōn*), $C_6H_6O_2$. An isomer of resorcinol and pyrocatechin, found in arbutin, and also obtained from quinine and quinone, etc. It is antipyretic and antiseptic. Dose 15–20 gr. (1.0–1.3 Gm.). See *Uva ursi*.

hydrorenal (*hi-dro-re'-nal*) [*hydro-; ren*, kidney]. Relating to dropsy of the kidney.

hydrorheostat (*hi-dro-re'-o-stat*). A rheostat in which the resistance is furnished by water

hydrorrhachiocentesis (*hi-dror-rak-e-o-sen-te'-sis*) [*hydro-*; ῥάχις, spine; κέντησις, puncture]. Puncture of the spinal meninges in the treatment of hydrorrhachis.

hydrorrhachis (*hi-dror'-ak-is*) [*hydro-*; ῥάχις, spine]. A serous effusion within the spinal canal. **h. interna**, syringomyelia, *q. v.*

hydrorrhachitis (*hi-dror-rak-i'-tis*) [*hydro-*; ῥάχις, spine; ιτις, inflammation]. Hydrorrhachis with inflammation. See *spina bifida*.

hydrorrhea (*hi-dro-re'-ah*) [*hydro-*; ῥοία, a flow]. A flow of watery liquid. **hydrorrhœa gravidarum**, a discharge, from the pregnant uterus, of thin mucus that accumulates as a result of excessive secretion of the uterine glands.

hydrosadenitis (*hi-dros-ad-en-i'-tis*) [*hydro-*; ἀδήν, gland; ιτις, inflammation]. See *hidrosadenitis*. **h. phlegmonosa**, a furunculus beginning in a sweatcoil. It is also called *hydradenitis destruens suppurativa*, *acnitis*, and *folliculitis exulcerans*.

hydrosalpinx (*hi-dro-sal'-pinks*) [*hydro-*; σάλπιγξ, trumpet]. A distention of the Fallopian tube with fluid.

hydrosarca (*hi-dro-sar'-kah*). See *anasarca*.

hydrosarcocele (*hi-dro-sar'-ko-sēl*) [*hydro-*; σάρξ, flesh; κήλη, hernia]. Sarcocele with hydrocele.

hydroscheocele (*hi-dros'-ke-o-sēl*) [*hydro-*; ὀσχέον, scrotum; κήλη, a tumor]. Dropsical hernia of the scrotum.

hydroscopy (*hi-dros'-ko-pe*) [*hydro-*; σκοπεῖν, to examine]. The investigation of water or watery fluids.

hydrosol (*hi'-dro-sol*). An aqueous colloidal solution.

hydrosoma (*hi-dro-so'-mah*) [*hydro-*; σῶμα, body: *pl.*, *hydrosomata*]. In biology, the entire double-walled body of a hydrozoon.

hydrospermatocyst (*hi-dro-sper'-mat-o-sist*) [*hydro-*; σπέρμα, seed; κύστις, cyst]. A hydrocele whose fluid contains spermatozoa.

hydrosphygmograph (*hi-dro-sfig'-mo-graf*) [*hydro-*; σφυγμός, pulse; γράφειν, to write]. A sphygmographic apparatus in which the registering device is actuated by the fluctuations of a body of water.

hydrospirometer (*hi-dro-spi-rom'-et-er*). A spirometer in which a column of water acts as an index.

hydrostat (*hi'-dro-stat*) [*hydro-*; στατός, standing]. An apparatus for preventing the spilling of the fluid of electric batteries during transportation.

hydrostatic (*hi-dro-stat'-ik*) [see *hydrostat*]. Relating to hydrostatics. **h. exploration**, M. Sée's method of diagnosing pelvic disease by palpation of the abdomen while the patient is extended in a bath covering its surface. **h. test**, a test for live birth in which the fetal lungs are floated upon water.

hydrostatics (*hi-dro-stat'-iks*) [see *hydrostat*]. The science treating of the properties of liquids in a state of equilibrium.

hydrostomia (*hi-dro-sto'-me-ah*) [*hydro-*; στόμα, mouth]. Excessive excretion of water from the mouth.

hydrosudopathy (*hi-dro-sū-dop'-ath-e*) [*hydro-*; *sudor*, sweat; πάθος, disease]. The treatment of disease by sweating and the use of water internally or externally, or both.

hydrosudotherapy (*hi-dro-sū-do-ther'-ap-e*). Hydrosudopathy.

hydrosulphuric acid (*hi-dro-sul-fū'-rik*). See *acid*, *hydrosulphuric*.

hydrosyntasis (*hi-dro-sin'-tas-is*) [*hydro-*]. The swelling of tissues, membranes, or protoplasm, etc., by the penetration of water.

hydrosyringomyelia (*hi-dro-sir-in-go-mi-e'-le-ah*) [*hydro-*; σῦριγξ, tube; μυελός, marrow]. Dilatation of the central canal of the spinal cord by watery effusion, attended with degeneration and the formation of cavities.

hydrotaxis (*hi-dro-taks'-is*) [*hydro-*; τάξις, arrangement]. The determination of the direction of movement by moisture. Cf. *hydrotropism*.

hydrotherapeutics (*hi-dro-ther-ap-ū'-tiks*) [*hydro-*; θεραπεύειν, to heal]. The treatment of disease by means of water, or the use of water in the treatment of disease.

hydrotherapy (*hi-dro-ther'-ap-e*). See *hydrotherapeutics*.

hydrothermal (*hi-dro-ther'-mal*) [*hydro-*; θέρμη, heat]. Pertaining to warm water; said of springs.

hydrothermostat (*hi-dro-ther'-mo-stat*) [*hydro-*; *thermostat*]. An apparatus for providing a continuous degree of heat for therapeutic purposes.

hydrothion (*hi-dro-thi'-on*) [*hydro-*; θεῖον, sulphur]. Hydrogen sulphide.

hydrothionammonemia (*hi-dro-thi-on-am-o-ne'-me-ah*) [*hydro-*; θεῖον, sulphur; *ammonia*; αἷμα, blood]. The condition produced by the presence of ammonium sulphide in the blood.

hydrothionemia (*hi-dro-thi-on-e'-me-ah*) [*hydro-*; θεῖον, sulphur; αἷμα, blood]. The condition produced by the presence of hydrogen sulphide in the blood.

hydrothionuria (*hi-dro-thi-on-ū'-re-ah*) [*hydro-*; θεῖον, sulphur; οὖρον, urine]. The presence of hydrogen sulphide in the urine.

hydrothoracic (*hi-dro-tho-ras'-ik*) [*hydro-*; *thorax*]. Pertaining to hydrothorax.

hydrothorax (*hi-dro-tho'-raks*) [*hydro-*; θώραξ, chest]. The presence of serous fluid in the pleural cavity, due to a passive effusion, as in cardiac, renal, and other diseases.

hydrotimeter (*hi-dro-tim'-et-er*) [*hydro-*; μέτρον, measure]. An apparatus to determine the amount of calcareous salts in water by means of soap.

hydrotis (*hi-dro'-tis*) [*hydro-*; οὖς, ear]. Dropsy of, or effusion into, the ear.

hydrotomy (*hi-drot'-o-me*) [*hydro-*; τέμνειν, to cut]. A method of dissecting tissues by the forcible injection of water into the arteries and capillaries, whereby the structures are separated.

hydrotoxicity (*hi-dro-tox-iss'-it-e*) [*hydro-*; τοξικόν, poison]. Pathological condition due to excessive drinking of water. Water poisoning.

hydrotropism (*hi-drot'-ro-pizm*) [*hydro-*; τρόπος, a turn]. In biology, that state of a growing plant or organ which causes it to turn either away from or toward, moisture.

hydrotympanum (*hi-dro-tim'-pan-um*) [*hydro-*; *tympanum*, the ear-drum]. Dropsical effusion into the cavity of the middle ear.

hydroureter (*hi-dro-ū'-re-ter*). Dropsy of the ureter.

hydrovarium (*hi-dro-va'-re-um*) [*hydro-*; *ovarium*, ovary]. Ovarian dropsy, or cystoma.

hydroxide (*hi-droks'-īd*) [*hydro-*; ὀξύς, sharp]. A metallic or basic radical combined with one or more hydroxyl groups.

hydroxidion (*hi-droks-id'-e-on*). The **hydroxyl** (OH) ion.

hydroxyapatite (*hi-droks-e-ap'-at-īt*). A complex phosphate $(Ca_3P_2O_8)_3Ca(OH)_2$, the main inorganic salt from which bone is formed.

hydroxybenzene (*hi-droks-e-ben'-zēn*). Phenol.

hydroxycholine (*hi-droks-e-ko'-lēn*). Muscarine.

hydroxyl (*hi-droks'-il*) [see *hydroxide*]. The uni-

valent radical, OH, the combination of which with basic elements or radicals forms the hydroxide.

hydroxylamine (*hi-droks-il'-am-in*) [*hydroxide; amine*], NH_2OH. A basic substance, known only in solution in water or in combination with acids.

hydrozone (*hi'-dro-sōn*) [*hydro-; ozone*]. An aqueous solution of chemically pure hydrogen dioxide; it is used as a bactericide and healing agent.

hydruresis (*hi-dru-re'-sis*) [*hydro-; οὖρον*, urine]. The passage of a relatively large proportion of water in the urine.

hydruret (*hi'-dru-ret*). See *hydride*.

hydruria (*hi-dru'-re-ah*) [*hydro-; οὖρον*, urine]. The discharge of a large quantity of urine of low specific gravity.

hydruric (*hi-dru'-rik*). Pertaining to hydruria.

hydrymenitis (*hi-dri-men-i'-tis*). See *hydrohymenitis*.

hyetometry (*hi-et-om'-et-re*) [*ὑετός*, rain; *μέτρον*, measure]. Measurement of the quantity of rainfall.

hygeia, hygieia (*hi-je'-ah, hi-je-i'-ah*) [*ὑγιεια*, health]. The state or condition of health.

hygiama (*hi-je-am'-ah*). A dietetic said to consist of milk, cereals, and cacao.

hygieinism (*hi'-je-in-izm*) [*ὑγιεια*, health]. Sanitation.

hygieinization (*hi-je-in-i-za'-shun*). The establishment of sanitary conditions.

hygieist (*hi'-je-ist*). Hygienist.

hygiene (*hi'-je-ēn*) [*ὑγιεινός*, good for the health]. The science that treats of the laws of health and the methods of their observance.

hygienic (*hi-je-en'-ik*) [see *hygiene*]. Pertaining to hygiene, as *hygienic* treatment, that which simply guards against infraction of the laws of health.

hygienist (*hi-je-en'-ist*). One who is a student of, or an expert in, hygiene.

hygienization (*hi-je-in-i-za'-shun*). Making hygienic.

hygieolatry (*hi-je-ol'-at-re*) [*ὑγιεια*, health; *λάτρεια*, worship]. Excessive regard for the principles of hygiene.

hygieology (*hi-je-ol'-o-je*) [*ὑγιεια*, health; *λόγος*, science]. The science of health; hygiene.

hygiology (*hi-je-ol'-o-je*). See *hygieology*

hygrechema (*hi-grek-e'-mah*) [*ὑγρός*, moist; *ἦχημα*, sound: *pl.*, *hygrechemata*]. The peculiar sound produced by a liquid, as heard upon mediate or immediate auscultation.

hygric (*hi'-grik*) [*ὑγρός*, moist]. Pertaining or relating to moisture.

hygrine (*hi'-grin*) [*ὑγρός*, moist], $C_{12}H_{13}N$. A liquid alkaloid derived from coca.

hygro- (*hi-gro-*) [*ὑγρός*, moist]. A prefix denoting moist or relating to moisture.

hygroblepharic (*hi-gro-blef'-ar-ik*) [*ὑγρός*, moist; *βλέφαρον*, eyelid]. Serving to moisten the eyelid, as a hygroblepharic duct.

hygrocele (*hi'-gro-sēl*) [*ὑγρός*, moist; *κήλη*, a tumor]. Same as *hydrocele*.

hygrodermia (*hi-gro-der'-me-ah*) [*ὑγρός*, moist; *δέρμα*, skin]. An edematous non-inflammatory skin-affection.

hygrol (*hi'-grol*). Colloidal mercury.

hygrology (*hi-grol'-o-je*) [*ὑγρός*, moist; *λόγος*, science]. The science of the fluids, or so-called humors, of the body.

hygroma (*hi-gro'-mah*) [*hygro-; δμα*, tumor]. A bursa, or newly formed sac, distended with fluid.

hygromatous (*hi-gro'-mat-us*) [*ὑγρος*, moist; *δμα*, tumor]. Pertaining to, or characterized by, a hygroma.

hygromed (*hi'-gro-med*) [*ὑγρός*, moist]. An instrument for estimating the amount of vapor given off by the skin.

hygrometer (*hi-grom'-et-er*) [*hygro-; μέτρον*, a measure]. An instrument for determining quantitatively the amount of moisture in the air.

hygrometric (*hi-gro-met'-rik*) [see *hygrometer*]. 1. Pertaining to hygrometry. 2. Readily absorbing water; hygroscopic.

hygrometry (*hi-grom'-et-re*) [see *hygrometer*]. The measurement of the moisture of the air.

hygrophanous (*hi-grof'-an-us*) [*ὑγρός*, moist; *φάνης*, show]. In biology, applied to such plant-structures as are transparent when wet, but opaque when dry.

hygrophobia (*hi-gro-fo'-be-ah*) [*ὑγρός*, moist; *φόβος*, fear]. Insane dislike of water or of moisture.

hygroscope (*hi'-gro-skōp*) [*ὑγρός*, moist; *σκοπεῖν*, to inspect]. An instrument that indicates variations in the moisture of the air.

hygroscopic (*hi-gro-skop'-ik*) [*hygro-; σκοπεῖν*, to see]. Having the property of absorbing moisture from the air.

hygrostomia (*hi-gro-sto'-me-ah*) [*hygro-; στόμα*, mouth]. Chronic salivation.

hyla (*hi'-lah*). See *paraqueduct*.

hyle (*hi'-le*) [*ὕλη*, matter]. The primitive undifferentiated matter, mass, or body in nature. Cf. *protyle*.

hylephobia (*hi-le-fo'-be-ah*) [*hyle; φόβος*, fear]. Insane dread of materialistic doctrines.

hylic (*hi'-lik*). 1. Relating to primitive matter. 2. Adami's name for primal pulp-tissue.

hylogenesis (*hi-lo-jen'-es-is*) [*ὕλη*, matter; *γένεσις*, formation]. The formation of matter.

hylogeny (*hi-loj'-en-e*). Same as *hylogenesis*.

hylology (*hi-lol'-o-je*) [*ὕλη*, matter; *λόγος*, science]. The science of elementary or crude material.

hyloma (*hi-lo'-mah*) [*ὕλη*, matter; *δμα*, tumor]. A tumor originating in one of the primal pulp-tissues; subdivided into epihyloma, hypohyloma, and mesohyloma.

hylopathism (*hi-lop'-ath-izm*) [*ὕλη*, matter; *πάθος*, disease]. Any disease arising from defect or disorder of the body-substance.

hylotropic (*hi-lo-trop'-ik*) [*ὕλη*, matter; *τρόπη*, a turn]. The capacity of a substance for changing its form without changing its composition (*e. g.*, ice, water, steam).

hylozoism (*hi-lo-zo'-izm*) [*ὕλη*, matter; *ζωή*, life]. The theory that all matter is endowed with life.

hymen (*hi'-men*) [*ὑμήν*, membrane]. The fold of mucous membrane that partially occludes the vaginal entrance. **h., imperforate,** a congenital abnormality, the hymen not having an opening, and thus closing the vaginal outlet or inlet. **h., forms of.** 1. *Bifenestrate*, or *hymen biforis*, with two openings. 2. *Bilobate*, with two lobes. 3. *Circular*, with a small foramen. 4. *Cribriform*, with many holes. 5. *Denticular*, with a serrate edge. 6. *Double* (rare). 7. *Fimbriate*, with fringed edges. 8. *Horseshoe*, with its convexity downward. 9. *Imperforate*. 10. *Normal*. 11. *Semilunar*, same as 10, or normal. 12. *Hymen septus*, divided across by a slit. 13. *Hymen subseptus*, covering only the anterior and posterior portions of the passage.

hymenal (*hi'-me-nal*). Pertaining to the hymen. **h. tubercles,** the *carunculæ myrtiformes*, *q. v.*

hymenectomy (*hi-men-ek'-to-me*) [*hymen;* ἐκτόμη, excision]. 1. Excision of a membrane. 2. Excision of the hymen.

hymenitis (*hi-men-i'-tis*) [*hymen;* ιτις, inflammation]. Inflammation of the hymen or of any membranous structure.

hymenography (*hi-men-og'-ra-fe*) [ὑμήν, membrane; γράφειν, to write]. Same as *hymenology*.

Hymenolepis (*hi-men-ol'-ep-is*). A genus of Cestoda or tape worms. **H. diminuta**, a tapeworm of rats and mice, occasionally found in man **H. lanceolata**, a tapeworm of ducks and geese; rarely found in man. **H. nana**, a tapeworm about 1 inch long sometimes found in human intestines; also called *Tænia nana*.

hymenology (*hi-men-ol'-o-je*) [*hymen;* λόγος, science]. The science of the nature, structure, functions, and diseases of membranes.

hymenomalacia (*hi-men-o-mal-a'-se-ah*) [ὑμήν, membrane; μαλακία, softness]. An abnormal softening of membranous tissues.

Hymenoptera (*hi-men-op'-ter-ah*) [ὑμήν, membrane; πτερόν, wing]. An order of insects having two pairs of membranous wings. E.g., ants, bees, wasps, flies, etc.

hymenorrhaphy (*hi-men-or'-a-fe*) [ὑμήν, hymen; ῥαφή, suture]. 1. Closure, more or less complete, of the vagina by suture at the hymen. 2. Suture of any membrane.

hymenotome (*hi-men'-o-tōm*) [ὑμήν, membrane; τέμνειν, to cut]. A cutting instrument used in operations upon membranes.

hymenotomy (*hi-men-ot'-o-me*) [ὑμήν, membrane; τέμνειν, to cut]. 1. Surgical incision of the hymen. 2. Dissection or anatomy of membranes.

hyo- (*hi'-o-*) [ὑοειδής, hyoid]. A prefix denoting attachment to or connection with the hyoid bone.

hyobasioglossus (*hi-o-ba-se-o-glos'-us*). See *basioglossus*.

hyocholalic (*hi-o-ko-la'-lik*) [ὗς, a pig; χολή, bile]. Derived from pig's bile, as hyocholalic acid.

hyoepiglottic, hyoepiglottidean (*hi-o-ep-e-glot'-ik, hi-o-ep-e-glot-id'-e-an*) [*hyoid; epiglottis*]. Relating to the hyoid bone and the epiglottis.

hyoglossal (*hi-o-glos'-al*) [*hyoid;* γλῶσσα, tongue]. 1. Pertaining to the hyoglossus. 2. Extending from the hyoid bone to the tongue.

hyoglossus (*hi-o-glos'-us*). See under *muscle*.

hyoid (*hi'-oid*) [Υ, or υ the Greek letter upsilon; εἶδος, form]. Having the form of the Greek upsilon. **h. bone**, a bone between the root of the tongue and the larynx, supporting the tongue and giving attachment to its muscles.

hyolaryngeal (*hi-o-lar-in'-je-al*). Related to or connected with the hyoid bone and the larynx.

hyomandibular (*hi-o-man-dib'-ū-lar*). Relating to the hyoid bone and the inferior maxilla.

hyomental (*hi-o-ment'-al*). Relating to the hyoid bone and the chin.

hyopharyngeus (*hi-o-far-in'-je-us*). The middle pharyngeal constrictor.

hyoscine (*hi'-o-sin*), $C_{17}H_{21}NO_4$. A liquid alkaloid found in hyoscyamus. It is a powerful depressant of the cerebrum and the motor centers of the cord, and is employed in insomnia, mania, and excessive sexual excitement. **h. hydrobromide** (*hyoscinæ hydrobromidum*, U. S. P.), the most commonly administered form. Dose $\frac{1}{150}$–$\frac{1}{80}$ gr. (0.0005–0.0008 Gm.).

hyoscyamine (*hi-o-si'-am-in*) $C_{17}H_{23}NO_3$. An alkaloid occurring in hyoscyamus. It is isomeric with atropine, is a mydriatic, narcotic, and sedative. Dose $\frac{1}{150}$ gr. (0.0005 Gm.). **h. hydrobromide** (*hyoscyaminæ hydrobromidum*, U. S. P.), yellowish-white, amorphous masses, with nauseous taste and odor of tobacco. It is mydriatic, hypnotic, and sedative. Dose $\frac{1}{150}$–$\frac{1}{65}$ gr. (0.0005–0.001 Gm.) several times daily; as hypnotic for insane $\frac{1}{3}$–$\frac{1}{2}$ gr. (0.008–0.16 Gm.). **h., pseudo-**, $C_{17}H_{23}NO_3$, that obtained from *Duboisia myoporoides*. It is sedative and antispasmodic. Dose for the sane $\frac{1}{150}$–$\frac{1}{60}$ gr. (0.0005–0.001 Gm.); injection for insane $\frac{1}{8}$–$\frac{1}{10}$ gr. (0.002–0.006 Gm.). **h. sulphate** (*hyoscyaminæ sulphas*, U. S. P.), the neutral sulphate of an alkaloid obtained from hyoscyamus. Dose $\frac{1}{128}$ gr. (0.0005 Gm.).

hyoscyamus (*hi-o-ss'-am-us*). Henbane; a plant of the order *Solanaceæ*. The leaves and flowering tops of *H. niger* yield the alkaloids *hyoscyamine* and *hyoscine*. It is sedative to the nervous system, and has been employed in hysteria, cough, and colic, and to relieve pain in rheumatism, headache, and malignant tumors. **h., extract of** (*extractum hyoscyami*, U. S. P.). Dose 1–2 gr. (0.065–0.13 Gm.). **h., fluidextract of** (*fluidextractum hyoscyami*, U. S. P.). Dose 5–10 min. (0.32–0.65 Cc.). **h. juice** (*succus hyoscyami*, B. P.). Dose $\frac{1}{2}$–1 dr. (2–4 Cc.). **h., tincture of** (*tinctura hyoscyami*, U. S. P.). Dose $\frac{1}{2}$–1 dr. (2–4 Cc.).

hyospondylotomy (*hi-o-spon-dil-ot'-o-me*) [*hyo-;* σπόνδυλος, vertebra; τέμνειν, to cut]. In veterinary practice, puncture of the laryngeal pouch.

hyosternal (*hi-o-ster'-nal*) [*hyo-;* στέρνον, sternum]. 1. Relating to the hyoid bone and the sternum. 2. In biology, the second lateral piece of the plastron of a turtle, it is also called *hyoplastron*.

hyothyroid (*hi-o-thi'-royd*). Pertaining to the hyoid bone and the thyroid cartilage.

hyovertebrotomy (*hi-o-vur-te-brot'-o-me*). See *hyospondylotomy*.

hyp (*hip*) [ὑπό, under]. A popular name for hypochondriasis, or persistent depression of spirits; hypo.

hypacidemia (*hi-pas-id-e'-me-ah*) [ὑπό, under; *acid;* αἷμα, blood]. Deficiency of acid in the blood.

hypacidity (*hip-as-id'-it-e*) [*hypo-; acidity*]. Subacidity; deficiency in acid constituents.

hypacousis, hypacusia, hypacusis (*hip-ah-koo'-sis, hip-ah-kū'-se-ah*) [*hypo-;* ἄκουσις, hearing] Impairment of hearing.

hypactic (*hi-pak'-tik*) [ὑπάγειν, to carry down]. Slightly purgative. Syn., *hypagogue*. Cf. *laxactic*.

hypæsthesia (*hip-es-the'-ze-ah*). See *hypesthesia*.

hypagogue (*hi'-pah-gog*). See *hypactic*.

hypalbuminosis (*hip-al-bū-min-o'-sis*) [*hypo-; albumin*]. Diminution in the proportion of albumin in the blood.

hypalgesia (*hip-al-je'-ze-ah*) ὑπό, under; ἄλγησις, painfulness]. Diminished sensitiveness to pain.

hypalgesic (*hi-pal-je'-sik*). Pertaining to hypalgesia; hypalgic.

hypalgia (*hip-al'-je-ah*) [ὑπό, under; ἄλγος, pain]. Slight or moderate pain; diminished sensibility to pain.

hypalgic (*hip-al'-jik*) [ὑπό, under; ἄλγος, pain]. Slightly painful; experiencing slight pain.

hypamnios, hypamnion (*hi-pam'-ne-os, hi-pam'-ne-on*) [*hypo-; amnion*]. Diminution in the amount of amniotic fluid.

hypanacinesis (*hi-pan-as-in-e'-sis*). Hypanakinesis.

hypanakinesis (*hi-pan-ak-in-e'-sis*) [*hypo-*; *ἀνακίνησις*, a swaying to and fro]. Diminution in the movements of the stomach or intestines.

hypanisognathism (*hip-an-is-og'-nath-izm*) [*hypo-*; *ἄνισος*, unequal, uneven; *γνάθος*, the jaw]. In biology, a lack of correspondence between the teeth of the opposite jaws. Cf. *anisognathism* and *epanisognathism*.

hypanisognathous (*hip-an-is-og'-na-thus*) [*hypo-*; *ἄνισος*, unequal, uneven; *γνάθος*, the jaw]. In biology, having the upper teeth broader than the lower.

hypaphorine (*hi-paf'-or-ēn*). A betaine derived from tryptophane. A crystalline alkaloid derived from the seeds of *Erythrina lithosperma*.

hypapophysis (*hip-ap-off'-is-is*) [*hypo-*; *apophysis*: *pl.*, *hypapophyses*]. An anterior or ventral apophysis from the centrum of a vertebra in the human skeleton; the atlas is held by some to have an hypophysis, which is blended with the ring of that vertebra.

hypapoplexia (*hip-ap-o-pleks'-e-ah*) [*hypo-*; *ἀποπλῆξια*, apoplexy]. A slight apoplexy.

hyparterial (*hi-par-te'-re-al*) [*hypo-*; *artery*]. Situated beneath an artery; specifically applied to branches of the bronchi.

hypasthenia (*hip-as-the'-ne-ah*) [*hypo-*; *ἀσθένεια*, weakness]. Loss of strength in a slight degree.

hypatmism (*hi'-pat-mizm*) [*hypo-*; *ατμός*, vapor] Fumigation.

hypatonia (*hip-at-o'-ne-ah*) [*hypo-*; *atony*]. A slight amount of atony.

hypaxial (*hi-paks'-e-al*) [*hypo-*; *axis*] Situated beneath or ventrad of the body-axis. Cf. *epaxial*.

hypazoturia (*hi-paz-o-tū'-re-ah*). Hypoazoturia.

hypectasia, hypectasis (*hip-pek-ta'-ze-ah, hi-pek'-ta-sis*) [*hypo-*; *ἔκτασις*, a stretching]. Slight or moderate distention.

hypemia (*hip-e'-me-ah*). See *hyphemia*.

hypencephalon (*hi-pen-sef'-al-on*) [*hypo-*; *ἐγκέφαλος*, brain]. The corpora quadrigemina, pons and medulla.

hypendocrisia (*hi-pen-do-kris'-e-ah*). Same as *hypoendocrinism*.

hypeosinophil (*hi-pe-o-sin'-o-fil*) [*hypo-*; *eosinophil*]. 1. A histological element which does not stain completely with eosin. 2. Staining imperfectly with eosin.

hyper- (*hi-per-*) [*ὑπέρ*, over]. A Greek prefix signifying above, beyond, or excessive.

hyperabduction (*hi-pur-ab-duk'-shun*). See *superabduction*.

hyperacanthosis (*hi-per-ak-an-tho'-sis*) [*hyper-*; *ἄκανθα*, thorn]. Abnormal growth of the prickle-cell layer of the epidermis, as in warts and condylomata.

hyperacid (*hi-per-as'-id*). Excessively acid.

hyperacidaminuria (*hi-per-as-id-am-in-ū'-re-ah*). Acidaminuria.

hyperacidity (*hi-per-as-id'-it-e*) [*hyper-*; *acidity*]. Excessive acidity.

hyperacousis, hyperacusia, hyperacusis (*hi-per-ah-koo'-sis, hi-per-ah-koo'-ze-ah*) [*hyper-*; *ἄκουσις*, hearing]. Morbid acuteness of the sense of hearing; auditory hyperesthesia.

hyperactivity (*hi-per-ak-tiv'-it-e*) [*hyper-*; *activity*] Excessive or abnormal activity.

hyperacuity (*hi-per-a-kū'-e-te*) [*hyper-*; *acuitas*, sharpness of vision]. Abnormal or morbid acuity.

hyperadenoma (*hi-pur-ad-en-o'-mah*) [*hyper-*; over; *ἀδήν*, gland]. An enlarged lymph-gland.

hyperadenosis (*hi-per-ad-en-o'-sis*) [*hyper-*; *ἀδήν*, gland; *νόσος*, disease]. Enlargement of the lymph-glands; Hodgkin's disease.

hyperadiposis (*hi-per-ad-e-po'-sis*) [*hyper-*; *adiposis*]. Excessive fatness.

hyperadrenalemia (*hi-per-ad-re-nal-e'-mē-ah*) [*hyper-*; *adrenal*; *αἷμα*, blood]. Condition in which there is an excess of adrenal secretion in the blood.

hyperadrenia (*hi-per-ad-re'-ne-ah*) [*hyper-*; *adrenal*]. Symptoms caused by overactivity of the adrenal gland.

hyperæmia (*hi-per-e'-me-ah*). See *hyperemia*.

hyperaeration (*hi-per-a-er-a'-shun*) [*hyper-*; *ἀήρ*, air]. The condition of being furnished with excess of ozone.

hyperæsthesia (*hi-per-es-the'-ze-ah*). See *hyperesthesia*.

hyperalbuminemia (*hi-per-al-bū-mi-n-e'-me-a h*). Pernicious anemia characterized by more than the normal percentage of albumin in the blood.

hyperalbuminosis (*hi-per-al-bū-min-o'-sis*) [*hyper-*; *albumin*]. An increase in the amount of albumin in the blood.

hyperalgesia (*hi-per-al-je'-ze-ah*) [*hyper-*; *ἄλγησις*, pain]. Excessive sensibility to pain. **h., acoustic, h., auditory,** a painful sensation in the ear caused by noises. Syn., *hyperæsthesia acustica*. **h., muscular,** muscular fatigue and exhaustion attending certain diseases. **h., olfactory,** painful sensitiveness of the olfactory apparatus to certain odors.

hyperalgesic (*hi-per-al-je'-zik*) [*hyper-*; *ἄλγησις*, pain]. Exhibiting or appertaining to hyperalgesia.

hyperalgia (*hi-per-al'-je-ah*) [*hyper-*; *ἄλγησις*, pain]. Excessive pain. **h., acoustic,** excessive hyperacousis.

hyperalimentation (*hi-per-al-e-men-ta'-shun*) See *superalimentation*.

hyperalimentosis (*hi-per-al-e-men-to'-sis*). A morbid condition due to superalimentation.

hyperalkalescence (*hi-per-al-kal-es'-ens*). Excessive alkalinity.

hyperalonemia (*hi-per-al-on-e'-me-ah*) [*hyper-*; *ἅλς*, salt; *αἷμα*, blood]. Excess of blood-salts.

hyperamnesia (*hi-per-am-ne'-ze-ah*). See *hypermnesia*.

hyperanabolism (*hi-per-an-ab'-o-lism*) [*hyper-*; *ἀναβάλλειν*, to build up]. Hypertrophy or excess of construction of a tissue or part.

hyperanacinesis (*hi-per-an-as-in-e'-sis*). Hyperanakinesis.

hyperanakinesis (*hi-per-an-ak-in-e'-sis*) [*hyper-*; *ἀνακίνησις*, a moving upward; excitement]. Excessive activity of a part. **h. ventriculi,** exaggerated activity of the gastric functions.

hyperanarthric (*hi-per-an-ar'-thrik*) [*hyper-*; *ἀ*, priv.; *ἄρθρον*, a joint]. Excessively defective in the joints.

hyperaphia (*hi-per-a'-fe-ah*) [*hyper-*; *ἀφή*, touch]. Excessive sensitiveness to touch.

hyperaphic (*hi-per-af'-ik*) [*hyper-*; *ἀφή*, touch]. Having morbid sensitiveness to touch.

hyperaphrodisia (*hi-per-af-ro-diz'-e-ah*) [*hyper-*; *aphrodisia*]. An over-strong venereal appetite.

hyperapophyseal (*hi-per-ap-o-fiz'-e-al*) [*hyper-*; *ἀπόφυσις*, apophysis]. Pertaining to a hyperapophysis.

hyperapophysis (*hi-per-ap-off'-is-is*) [*hyper-*; *apophysis*]. A process projecting backward from a neural spine.

hyperarithmous (*hi-pur-ar-ith'-mus*) [*hyper-*; *ἀριθμός*, a number]. Supernumerary.

hyperarthric (*hi-pur-ar'-thrik*) [*hyper-*; ἄρθρον, joint]. Having supernumerary joints.

hyperarthritic (*hi-pur-ar-thrit'-ik*). Relating to *hyperarthritis*.

hyperarthritis (*hi-per-arth-ri'-tis*) [*hyper-*; ἄρθρον, joint; ῖτις, inflammation]. Severe arthritis.

hyperasthenia (*hi-per-as-the'-ne-ah*) [*hyper-*; ἄσθένεια, weakness]. Extreme weakness.

hyperauxesis (*hi-per-awks-e'-sis*) [*hyper-*; αὔξησις, increase]. Extreme increase in the size of a part.

hyperazoturia (*hi-per-az-ot-u'-re-ah*) [*hyper-*; *azote*; οὖρον, urine]. Excess of nitrogenous matter in the urine.

hyperbilirubinemia (*hi-per-bil-e-roo-bin-e'-me-ah*) [*hyper-*; *bilirubin*; αἷμα, blood]. Excessive amount of bilirubin in the blood.

hyperbolic (*hi-per-bol'-ik*) [*hyper-*; βάλλειν, to throw]. Exaggerated.

hyperbrachycephalic (*hi-per-brak-e-sef-al'-ik*) [*hyper-*; βραχύς, short; κεφαλή, head]. Extremely brachycephalic.

hyperbrachycephaly (*hi-per-brak-e-sef'-al-e*) [*hyper-*; βραχύς, short; κεφαλή, head]. Extreme brachycephaly.

hyperbulia (*hi-per-bū'-le-ah*) [*hyper-*; βουλή, will]. Exaggerated wilfulness; abnormal development of will-power.

hypercapnia (*hi-per-kap-ne-ah*) [*hyper-*; κάπνος, smoke]. Undue amount of carbon dioxide in the blood, causing overactivity in the respiratory center.

hypercardia (*hi-per-kar'-de-ah*) [*hyper-*; καρδία, the heart]. Cardiac hypertrophy.

hypercardiotrophy (*hi-pur-kar-de-ot'-ro-fe*) [*hyper-*; καρδία, heart; τροφή, nourishment]. Hypertrophy of the heart.

hypercatabolism (*hi-per-kat-ab'-o-lizm*) [*hyper-*; κατά, down; βάλλειν, to throw]. Wasting or excess of destruction of a tissue or part.

hypercatharsis (*hi-per-kath-ar'-sis*) [*hyper-*; κάθαρσις, cleansing]. Excessive purging.

hypercathartic (*hi-per-cath-ar'-tik*). Causing excessive purging.

hypercedemonia (*hi-per-se-de-mo'-ne-ah*) [*hyper-*; κηδεμονία, anxiety]. 1. Extreme anxiety or grief. 2. Excessive care on the part of the physician.

hypercele (*hi'-per-sēl*) [*hyper-*; κοιλία, belly]. The dorsal portion of the epicele.

hypercementosis (*hi-pur-sem-en-to'-sis*). See *exostosis, dental*.

hypercenosis (*hi-pur-sen-o'-sis*) [*hyper-*; κένωσις, evacuation]. Excessive evacuation, as by purging or bleeding.

hyperchlorhydria (*hi-per-klor-hi'-dre-ah*) [*hyper-*; *chlorhydria*]. Excess of hydrochloric acid in the gastric secretion. Rossbach's disease.

hypercholesterolemia (*hi-per-ko-les-ter-ol-e'-me-ah*) [*hyper-*; χολή, bile; στέαρ, fat; αἷμα, blood]. Excess of cholesterol in the blood.

hypercholia (*hi-per-ko'-le-ah*) [*hyper-*; χολή, bile]. An expressive secretion of bile.

hyperchondroma (*hi-per-kon-dro'-mah*) [*hyper-*; *chondroma*]. A cartilaginous tumor.

hyperchroma (*hi-per-kro'-mah*) [*hyper-*; χρῶμα, color]. The excessive formation of the pigment of the skin, as in phthiriasis or syphilis.

hyperchromasia (*hi-per-kro-ma'-se-ah*) [*hyper-*; χρῶμα, color]. A condition characterized by excess of pigment.

hyperchromatic (*hi-per-kro-mat'-ik*) [*hyper-*; χρῶμα, color]. Exhibiting hyperchroma.

hyperchromatin (*hi-per-kro'-mat-in*). That portion of chromatin which stains readily with azure dyes.

hyperchromatism (*hi-per-kro'-mat-izm*). Same as *hyperchroma*.

hyperchromatosis (*hi-per-kro-mat-o'-sis*) [*hyper-*; χρῶμα, color]. Excessive pigmentation, as of the skin.

hyperchromemia (*hi-per-kro-me'-me-ah*) [*hyper-*; χρῶμα, color; αἷμα, blood]. Anemia in connection with a high color index.

hyperchromia (*hi-per-kro'-me-ah*). Hyperchromatism.

hyperchylia (*hi-per-ki'-le-ah*) [*hyper-*; χυλός, juice]. Excess of secretion; excessive formation of chyle.

hypercinesis (*hi-pur-sin-e'-sis*). See *hyperkinesis*

hypercompensation (*hi-per-kom-pen-sa'-shun*). The formation of more plastic material than is necessary to compensate for loss.

hypercrinia (*hi-per-krin'-e-ah*) [*hyper-*; κρίνειν, to separate]. Abnormal or excessive secretion, especially of the endocrine glands.

hypercrinism (*hi-per-kri'-nizm*). Hypercrinesia.

hypercritical (*hi-pur-crit'-ik-al*). Relating to a crisis of excessive severity.

hypercryalgesia (*hi-pur-kri-al-je'-ze-ah*) [*hyper-*; κρύος, cold; ἄλγησις, pain]. Abnormal sensitiveness to cold.

hypercryesthesia (*hi-per-kri-es-the'-ze-ah*). Extreme sensitiveness to cold.

hypercusia (*hi-per-kū'-ze-ah*). See *hyperacusia*.

hypercyanotic (*hi-per-si-an-ot'-ik*). Affected with marked cyanosis.

hypercyesis (*hi-per-si-e'-sis*) [*hyper-*; κύησις, conception]. 1. Superfetation. 2. The condition in which conceptions follow each other rapidly.

hypercyrtosis (*hi-per-sir-to'-sis*) [*hyper-*; κύρτωσις, curvature]. Extreme curvature, as of the back or a limb.

hypercythemia (*hi-per-si-the'-me-ah*) [*hyper-*; κύτος, cell; αἷμα, blood]. Increase in the blood-corpuscles compared with the serum.

hyperdacryosis (*hi-pur-dak-re-o'-sis*) [*hyper-*; δάκρυ, a tear]. An excessive secretion of tears.

hyperdactylia (*hi-per-dak-til'-e-ah*) [*hyper-*; δάκτυλος, finger]. Polydactylism.

hyperdermatosis (*hi-per-der-mat-o'-sis*) [*hyper-*; δέρμα, skin]. Hypertrophy of the skin.

hyperdesmosis (*hi-per-dez-mo'-sis*) [*hyper-*; δεσμός, a bond] Hypertrophy of the connective tissue.

hyperdiacrisis (*hi-pur-di-ak'-ris-is*) [*hyper-*; διάκρισις, a separating]. An abnormally severe crisis.

hyperdiastole (*hi-per-di-as'-to-le*). Extreme diastole of the heart.

hyperdicrotic (*hi-per-di-krot'-ik*) [*hyper-*; δίκροτος, a double beat]. Affected with marked or delayed dicrotism; a condition in which the aortic notch is below the base-line.

hyperdicrotism (*hi-per-dik'-rot-izm*) [*hyper-*; δίκροτος, a double beat]. Strongly marked or excessive dicrotism.

hyperdiemorrhysis (*hi-per-di-e-mor'-e-sis*) [*hyper-*; διά, through; αἷμα, blood; ῥυσις, flowing]. Excessive circulation of the blood through the veins.

hyperdistention (*hi-per-dis-ten'-shun*) [*hyper-*; *distendere*, to stretch]. Forcible or extreme distention.

hyperdiuresis (*hi-per-di-ū-re'-sis*) [*hyper-*; διουρεῖν, to pass urine]. Excessive secretion of urine.

hyperdontogeny (*hi-per-don-toj'-en-e*) [*hyper-*; ὀδούς, tooth; γεννᾶν, to produce]. The occurrence of a third dentition in mature life.

hyperdynamia (*hi-per-di-nam'-e-ah*) [*hyper-*; δύναμις, energy]. Excessive strength of exaggeration of nervous or muscular function.

hyperdynamic (*hi-per-di-nam'-ik*) [*hyper-*; δύναμις, energy]. Pertaining to, or marked by, hyperdynamia.

hypereccrisia, hypereccrisis (*hi-per-ek-kris'-e-ah, hi-per-ek'-kris-is*) [*hyper-*; ἐκ, out; κρίνειν, to separate]. Excessive excretion.

hypereccritic, hypereritic (*hi-per-ek-rit'-ik*). Relating to hypereccrisis.

hyperechema (*hi-per-ek-e'-mah*) [*hyper-*; ἦχημα, sound; *pl.*, *hyperechemata*]. A normal sound abnormally exaggerated.

hyperechesis (*hi-per-ek-e'-sis*) [*hyper-*; ἦχησις, sound]. Abnormal loudness of voice.

hyperemesis (*hi-per-em'-es-is*) [*hyper-*; ἔμεσις, vomiting]. Excessive vomiting. **h. gravidarum.** See *morning sickness.* **h. lactantium,** intractable vomiting of nurslings.

hyperemetic (*hi-per-em-et'-ik*) [*hyper-*; ἔμεσις, vomiting]. Pertaining to, or characterized by, excessive vomiting.

hyperemia (*hi-per-e'-me-ah*) [*hyper-*; αἷμα, blood]. Excessive blood in a part. **h., active,** that caused by an excessive supply of blood going to a part. **h., arterial,** that due to increase of the blood-current from dilatation of the arterioles. **h., Bier's passive.** See *Bier's h.* **h., collateral, h., compensatory,** congestion, either arterial or venous, in one part, compensatory to anemia in another part through transferred blood-pressure. **h., latent,** the condition following continued light-treatment, marked by distinct redness appearing after very slight stimulation and consisting in dilatation of the cutaneous vessels, exudation, and local leukocytosis. **h., passive,** that caused by an impediment to the removal of the blood. **h. of stasis.** See *h., passive.* **h., venous,** that due to diminution of the velocity of the current, from obstruction of the outflow through the veins Syn., *hyperæmia venosa.*

hyperencephalus (*hi-per-en-sef'-a-lus*) [*hyper-*; ἐγκέφαλος, brain]. A variety of single autositic monsters in which the upper portion of the skull is entirely lacking.

hyperendocrinism (*hi-per-en-dok'-rin-izm*) [*hyper-*; ἐνδόν, within; κρίνειν, to separate]. Abnormal increase of an internal secretion; the opposite of hypoendocrinism.

hyperendocrisia (*hi-per-en-do-kris'-e-ah*). Hyperendocrinism.

hyperenergy (*hi-per-en'-er-je*). Excessive energy or action.

hyperenteritis (*hi-per-en-ter-i'-tis*) [*hyper-*; ἔντερον, intestine; ῖτις, inflammation]. Acute intestinal inflammation; severe enteritis.

hyperenterosis (*hi-per-en-ter-o'-sis*) [*hyper-*; ἔντερον, bowel]. Hypertrophy of the intestines.

hypereosinophilia (*hi-per-e-o-sin-o-fil'-e-ah*). Same as *eosinophilia, q. v.*

hyperephidrosis (*hi-per-ef-hid-ro'-sis*) [*hyper-*; ἐφίδρωσις, perspiration]. Excessive or long-continued sweating.

hyperepinephria (*hi-per-ep-e-nef'-re-ah*) [*hyper-*; ἐπινεφρος, adrenal body]. Symptoms of excessive secretion of the adrenals.

hyperequilibrium (*hi-per-e-kwe-lib're-um*). Undue susceptibility to vertigo on rotary movement.

hypererethisia, hypererethism (*hi-per-er-eth-iz'-e-ah, hi-per-er'-eth-izm*) [*hyper-*; ἐρεθισμός, irritation]. Excessive nervous or mental irritability.

hyperergasia (*hi-per-er-ga'-se-ah*) [*hyper-*; ἐργάσια, work]. Increased work or functional activity.

hyperergia (*hi-per-er'-je-ah*) [*hyper-*; ἔργον, work]. Increased functional activity.

hypererythrocythemia (*hi-per-er-ith-ro-si-the'-me-ah*) [*hyper-*; ἐρυθρός, red; κύτος, cell; αἷμα, blood]. Excess of red corpuscles in the blood.

hyperesophoria (*hi-per-es-o-fo'-re-ah*). See *heterophoria.*

hyperesthesia (*hi-per-es-the'-ze-ah*) [*hyper-*; αἴσθησις, sensation]. Excessive sensibility.

hyperesthetic (*hi-per-es-thet'-ik*) [*hyper-*; αἴσθησις, sensation]. Pertaining to hyperesthesia.

hyperexophoria (*hi-per-eks-o-fo'-re-ah*). A turning of the eyes upward and outward.

hyperextension (*hi-per-eks-ten'-shun*). Excessive extension for the correction of orthopedic deformities.

hyperfecundation (*hi-per-fe-kun-da'-shun*). Same as *superfecundation.*

hyperflexion (*hi-per-flek'-shun*) [*hyper-*; *flexio*, a bending]. Overflexion, as of a limb. This is one method of treating aneurysm.

hypergasia (*hi-per-ga'-se-ah*) [*hypo-*; ἐργάσια, work]. Diminished work or functional activity.

hypergastritis (*hi-per-gas-tri'-tis*). Very severe gastritis.

hypergenesis (*hi-per-jen'-es-is*) [*hyper-*; γένεσις, generation]. Excess or redundancy of the parts or organs of the body.

hypergenetic (*hi-per-jen-et'-ik*) [*hyper-*; γένεσις, generation]. Marked by enlargement or increase of size. See also *teratism.*

hypergenitalism (*hi-per-jen'-it-al-izm*) [*hyper-*; *genital*]. Abnormal activity of the internal secretions of the genital organs, producing undue development of the genitals, and precocious puberty.

hypergeusesthesia (*hi-per-gū-ses-the'-ze-ah*). See *hypergeusia.*

hypergeusia (*hi-per-gū'-se-ah*) [*hyper-*; γεῦσις, taste]. Abnormal acuteness of the sense of taste.

hypergigantosoma (*hi-per-ji-gant-o-so'-mah*) [*hyper-*; γίγας, a giant; σῶμα, body]. Extraordinary gigantism.

hyperglobulia (*hi-per-glo-bū'-le-ah*) [*hyper-*; *globus*, a ball]. An increase in the number of red blood-corpuscles.

hyperglucosic (*hi-per-gloo-ko'-sik*). A term applied to any diabetic diet containing an amount of carbohydrates larger than the patient's tolerance.

hyperglycemia (*hi-per-gli-se'-me-ah*) [*hyper-*; γλυκύς, sweet; αἷμα, blood]. Excess of sugar in the blood.

hyperglycistia (*hi-per-gli-sis'-te-ah*) [*hyper-*; γλυκύς, sweet; ἱστος, tissue]. Excess of glucose in the tissues.

hyperglycogenia (*hi-per-gli-ko-je'-ne-ah*) [*hyper-*; γλυκύς, sweet; γενής, producing]. The excessive production of glycogen.

hyperglycogenolysis (*hi-per-gli-ko-jen-ol'-is-is*). Excessive glycogenolysis.

hyperglycorrhachia (*hi-per-gli-ko-ra'-ke-ah*) [*hyper-*; γλυκύς, sweet; ῥάχις, spine]. Excess of sugar in the cerebrospinal fluid.

hyperglycosemia (*hi-per-gli-ko-se'-me-ah*). Hyperglycemia.

hyperglycosuria (*hi-per gli-ko-sū-re-ah*) [*hyper-*; *glycosuria*]. Excessive amount of sugar in the urine.

hypergonadism (*hi-per-gon'-ad-izm*) [*hyper-*; *gonad*]. Excessive internal secretion of the sexual glands (testes or ovaries).

hyperhedonia (*hi-per-hed-o'-ne-ah*) [*hyper-; ἡδονή*, pleasure]. Extreme delight in the gratification of a desire

hyperhedonism (*hi-per-he'-don-izm*) [*hyper-; ἡδονή*, pleasure]. 1. The feeling of unusual pleasure. 2. Sexual erethism.

hyperhematosis, hyperhematosis (*hi-per-hem-at-o'-se-ah, hi-per-hem-at-o'-sis*) 1. Extraordinary activity or pressure of the blood 2. Excess of blood. Syn., *hyperemato*sis; *hyperemosis*.

hyperhemia, hyperhæmia (*hi-per-he'-me-ah*). See *hyperemia*.

hyperhemoglobinemia (*hi-per-hem-o-glo-bin-e'-me-ah*). Extreme hemoglobinemia.

hyperhidrosis, hyperidrosis (*hi-per-hid-ro'-sis, hi-per-id-ro'-sis*) [*hyper-; ἱδρώς*, sweat]. Excessive sweating.

hyperhydremia (*hi-per-hi-dre'-me-ah*) [*hyper-; ὕδωρ*, water; *αἷμα*, blood]. Excess of water in the blood.

hyperhypnosis (*hi-per-hip-no'-sis*) [*hyper-; ὕπνος*, sleep]. Excessive or frequent sleepiness.

Hypericum (*hi-per'-ik-um*). St. John's wort; a genus of plants, mostly herbs or shrubs, with a resinous juice. **H. perforatum**, one of the commonest of the 160 species, has styptic, stimulant, and diuretic properties, but is now used mainly in domestic practice. Dose of the ext., gr. x–xx; of the fld ext., ʒ j–ij.

hyperideation (*hi-per-i-de-a'-shun*) [*hyper-; idea*]. Excessive or morbid mental activity.

hyperidrosis (*hi-per-id-ro'-sis*) See *hyperhidrosis*.

hyperingestion (*hi-per-in-jes'-chun*). Excessive eating or drinking.

hyperino-epithelioma (*hi-per'-in-o-ep-ith-e-le-o'-mah*) [*hyper-; ἴς*, a fiber; *ἐπί*, upon; *θηλή*, nipple; *ὄμα*, tumor· *pl., hyperino-epithelio*mata]. Scirrhous carcinoma with an abundance of fibrous elements.

hyperinosemia (*hi-per-in-o-se'-me-ah*) [*hyper-; ἴς*, fiber; *αἷμα*, blood]. An exaggerated tendency to the formation of fibrin in the blood.

hyperinosis (*hi-per-in-o'-sis*) [*hyper-; ἴς*, fiber]. An excessive increase in the fibrin-factors in the blood.

hyperinotic (*hi-per-in-ot'-ik*) [*hyper-; ἴς*, fiber]. Characterized by hyperinosis.

hyperinsulism (*hi-per-in'-sul-izm*) [*hyper, insular*]. A morbid condition caused by excessive hunger, which induces an excess of insulin.

hyperinvolution (*hi-per-in-vo-lu'-shun*) [*hyper-; involvere*, to roll around]. Excessive involution of an organ after enlargement, as of the uterus after pregnancy, resulting in a reduction below the normal size.

hyperisotonia (*hi-per-i-so-to'-ne-ah*) [*hyper-; ἴσος*, equal; *τόνος*, tone]. Unusual equality of tone or tension; applied to muscles.

hyperisotonic (*hi-per-i-so-ton'-ik*) [*hyper-; ἴσος*, equal; *τόνος*, tone]. Applied to a solution of greater density than the blood or some other fluid taken as a standard.

hyperisotonicity (*hi-per-i-so-ton-is'-it-e*). The condition of infusions having too great a saline percentage.

hyperkeratinization (*hi-per-ker-at-in-i-za'-shun*). A hypertrophy of the epithelium seen in the palms and soles in chronic arsenical poisoning.

hyperkeratomycosis (*hi-per-ker-at-o-mi-ko'-sis*) [*hyper-; κέρας*, horn; *μύκης*, fungus]. Hyperkeratosis caused by a parasitic fungus.

hyperkeratosis (*hi-per-ker-at-o'-sis*) [*hyper-; κέρας*, cornea; horn]. 1. Hypertrophy of the cornea. 2. Hypertrophy of the horny layer of the skin. **h. lacunaris pharyngis**, a condition characterized by numerous hard white masses sometimes developing into long horny spines, projecting from the follicles of the lymphoid ring about the pharynx.

hyperketonuria (*hi-per-ke-ton-u'-re-ah*). The presence of an excess of ketone in the urine.

hyperkinesia (*hi-per-kin-e'-ze-ah*) [*hyper-; κίνησις*, energy]. Excessive movement, as that associated with muscular spasm.

hyperkinetic (*hi-per-kin-et'-ik*) [*hyper-; κίνησις*, energy]. Pertaining to hyperkinesia.

hyperkoria (*hi-per-ko'-re-ah*) [*hyper-; κόρος*, satiety]. The condition of being quickly satisfied.

hyperlactation (*hi-per-lak-ta'-shun*) [*hyper-; lactare*, to give milk]. Prolongation of lactation beyond the ninth month.

hyperleukocythemia (*hi-per-lū-ko-si-the'-me-ah*). See *hyperleukocytosis*.

hyperleukocytosis (*hi-per-lū-ko-si-to'-sis*) [*hyper-; leukocyte*]. Increase in number of leukocytes.

hyperlipemia (*hi-per-lip-e'-me-ah*) [*hyper-; λίπος*, fat; *αἷμα*, blood]. Excess of fat in the blood; lipemia.

hyperlipoidemia (*hi-per-lip-oi-de'-me-ah*) [*hyper-; lipoid; αἷμα*, blood]. The presence of more than the ordinary amount of lipoids in the blood.

hyperliposis (*hi-per-lip-o'-sis*) [*hyper-; λίπος*, fat]. An excess of fat-splitting ferment (lipase) in the blood.

hyperlithuria (*hi-per-lith-ū'-re-ah*) [*hyper-; λίθος*, stone; *οὖρον*, urine]. Excess of lithic acid in the urine. Same as *lithuria*.

hyperlogia (*hi-per-lo'-je-ah*) [*hyper-; λόγος*, speech]. Excessive or maniacal loquacity.

hyperlymphia (*hi-per-limf'-e-ah*) [*hyper-; lympha*, water] An increase in the amount of lymph in the body.

hypermastia (*hi-per-mas'-te-ah*) [*hyper-; μαστός*, breast]. Overgrowth of the mammary gland.

hypermature (*hi-per-ma-tūr'*). Overmature, overripe, as a cataract.

hypermedication (*hi-per-med-e-ka'-shun*). Excessive employment of drugs.

hypermegalia, hypermegaly (*hi-per-meg-a'-le-ah, -meg'-al-e*) [*hyper-; μέγας*, large]. Excessive enlargement.

hypermegasoma (*hi-per-meg-as-o'-mah*). See *hypergigantosoma*.

hypermegasthenic (*hi-per-meg-as-then'-ik*) [*hyper-; μέγας*, great; *σθένος*, strength]. Abnormally or excessively strong.

hypermesosoma (*hi-per-mes-o-so'-mah*) [*hyper-; μέσος*, middle; *σῶμα*, body]. A stature measurably in excess of the ordinary

hypermetamorphic (*hi-per-met-ah-morf'-ik*). Undergoing frequent transformations.

hypermetamorphosis (*hi-per-met-am-or-fo'-sis*) [*hyper-; metamorphosis*]. In biology, applied to insects that undergo transformation more completely or having more stages than ordinary.

hypermetaplasia (*hi-per-met-ah-pla'-ze-ah*). Excessive metaplasia.

hypermetrope (*hi'-per-met-rōp*). See *hyperope*.

hypermetropia (*hi-per-me-tro'-pe-ah*). *Hyperopia, q. v.*

hypermetropic (*hi-per-me-trop'-ik*) [*hyper-; μέτρον*, a measure; *ὤψ*, sight]. Affected with, or pertaining to, hyperopia.

hypermicrosoma (*hi-per-mik-ro-so'-mah*) [*hyper-; μικρός*, small; *σῶμα*, body]. Extreme dwarfishness.

hypermnesia, hypermnesis (*hi-perm-ne'-ze-ah, hi-perm-ne'-sis*) [*hyper-; μνῆσις*, memory]. Abnormal exaltation of the power of memory.

hypermotility (*hi-per-mo-til'-it-e*) [*hyper-; motilis*, motile]. Excessive action. **h., gastric**, excessive churning action of the gastric walls, often accompanied with hyperacidity due to increased secretion of HCl.

hypermyelohemia (*hi-per-mi-el-o-he'-me-ah*) [*hyper-*, μυελός, marrow; αἷμα, blood]. Hyperemia of the spinal marrow. Syn., *myelyperemia*.

hypermyotonia (*hi-per-mi-o-to'-ne-ah*) [*hyper-*; μῦς, muscle; τόνος, tone]. Excessive tonicity of the muscles.

hypermyotrophy, hypermyotrophia (*hi-per-mi-ot'-ro-fe, hi-per-mi-ot-ro'-fe-ah*) [*hyper-*; μῦς, muscle; τροφή, nourishment]. Hypertrophy of the muscular tissue.

hypernanosoma (*hi-per-nan-o-so'-ma*) *hyper-*; νᾶνος, a dwarf; σῶμα, body]. A person of low stature, but larger than a dwarf.

hypernea, hypernoia (*hi-per-ne'-ah, hi-per-noi'-ah*) [*hyper-*; νοέειν, to think]. Excessive or abnormal mental activity; also, the uncontrolled and incongruous activity of the imagination in some cases of insanity.

hypernephroid (*hi-per-nef'-roid*) [*hyper-*; νεφρός, kidney; εἶδος, likeness]. Suprarenal. **h. tumors**, such as are derived from aberrant suprarenal tissue. See *hypernephroma*.

hypernephroma (*hi-per-nef-ro'-mah*). See *Grawitz's tumor*.

hypernephrotrophy (*hi-per-nef-rot'-ro-fe*) [*hyper-*; νεφρός, kidney; τροφή, nourishment]. Hypertrophy of the kidney. Syn., *nephrypertrophia*.

hyperneuria (*hi-per-nū-re-ah*) [*hyper-*; νεῦρον, nerve]. Excessive nerve-action.

hyperneuroma (*hi-per-nū-ro'-mah*) [*hyper-*; νεῦρον, nerve; ὄμα, tumor]. An exuberant growth of nervous tissue.

hyperneurosis (*hi-per-nū-ro'-sis*). Excessive development of nervous tissue.

hypernidation (*hi-per-nid-a'-shun*). See *supernidation*.

hypernormal (*hi-per-nor'-mal*). Exceeding the normal state.

hypernutrition. See *supernutrition*.

hyperodontogeny (*hi-per-o-don-toj'-en-e*) [*hyper-*; ὀδούς, tooth; γεννᾶν, to beget]. The phenomenon of a third dentition late in life.

hyperoic (*hi-per-o'-ik*) [ὑπερῷα, the palate]. Relating to the palate.

hyperoitis (*hi-per-o-i'-tis*) [ὑπερῷα, palate; ιτις, inflammation]. Inflammation of the palate.

hyperoncosis (*hi-per-on-ko'-sis*) [*hyper-*; ὄγκος, a tumor]. Excessive swelling.

hyperonychia (*hi-per-o-nik'-e-ah*) [*hyper-*; ὄνυξ, nail]. Hypertrophy of the nails.

hyperonychosis (*hi-per-on-ik-o'-sis*). See *hyperonychia*.

hyperope (*hi'-per-ōp*) [*hyperopia*]. One who is affected with hyperopia.

hyperopia or **hypermetropia** (*hi-per-o'-pe-ah* or *hi-per-me-tro'-pe-ah*) [*hyper-*; ὤψ, sight]. The condition of the refractive media of the eye in which, with suspended accommodation, the focus of parallel rays of light is behind the retina. It is due to an abnormally short anteroposterior diameter of the eye, or to a subnormal refractive power of its media. **h., absolute**, that which cannot be corrected completely by accommodation, so that there is indistinct vision even for distance. **h., axial**, that due to abnormal shortness of the anteroposterior diameter of the eye, the refractive power being normal. **h., curvature**, a form often combined with astigmatism, due to changes in curvature of the cornea or lens. **h., facultative**, that which may be corrected by the accommodation, so that there is distinct vision at a distance. **h., index**, that developing in old age from sclerosis of the lens. **h., latent**, that part of the total hyperopia that cannot be overcome by the accommodation, or the difference between the manifest and the total hyperopia. **h., manifest**, the amount of hyperopia represented by the strongest convex lens which a person will accept without paralysis of the accommodation. **h., relative**, a high hyperopia in which distinct vision is possible only when excessive convergence is made. **h., total**, the entire hyperopia, both latent and manifest.

hyperorexia (*hi-per-or-ek'-se-ah*) [*hyper-*; ὄρεξις, appetite]. Bulimia.

hyperorthognathy (*hi-per-or-thog'-na-the*) [*hyper-*; ὀρθός, straight; γνάθος, the jaw]. Excessive orthognathy; the condition of having a cranial index greater than 91°.

hyperosmia (*hi-per-oz'-me-ah*) [*hyper-*; ὀσμή, smell]. An abnormally acute sense of smell.

hyperosmotic (*hi-per-oz-mot'-ik*). Pertaining to increased osmosis.

hyperosphresis (*hi-per-os-fre'-sis*) [*hyper-*; ὀσφρησις, the power of smelling]. Exaggeration of the sense of smell.

hyperosteogeny (*hi-per-os-te-oj'-en-e*) [*hyper-*; ὀστέον, bone; γεννᾶν, to produce]. Excessive development of bone.

hyperosteopathy (*hi-per-os-te-op'-ath-e*) [*hyper-*; ὀστέον, bone; πάθος, disease]. An excessively diseased condition of the bones.

hyperostosis (*hi-per-os-to'-sis*) [*hyper-*; ὀστέον, bone]. Exostosis or general hypertrophy of bony tissue.

hyperovaria (*hi-per-o-vār'-e-ah*) [*hyper-*; *ovary*]. Youthful sexual precocity in girls, due to excessive secretion of the ovaries.

hyperoxemia (*hi-per-oks-e'-me-ah*) [*hyper-*; ὀξύς, sharp; αἷμα, blood]. Extreme acidity of the blood.

hyperpancreatism (*hi-per-pan'-kre-at-izm*). Excess of the pancreatic secretion, notably of the trypsin.

hyperparasite (*hi-per-par'-as-īt*) [*hyper-*; *parasite*]. In biology, a parasite including in itself another parasite.

hyperparasitism (*hi-per-par'-as-īt-izm*) [*hyper-*; *parasite*]. The infestation of parasites by other parasites.

hyperparathyroidism (*hi-per-par-ah-thi'-royd-izm*) Condition due to excessive secretion of the parathyroid glands.

hyperpathia (*hi-per-path'-e-ah*) [*hyper-*; πάθος, disease, sensibilty] 1. Extreme illness. 2. Extreme sensibility.

hyperpelvic (*hi-per-pel'-vik*). Located above the pelvis.

hyperpepsia (*hi-per-pep'-se-ah*) [*hyper-*; πέψις, digestion]. Dyspepsia characterized by an excess of chlorides in the gastric juice, without an excess of free hydrochloric acid.

hyperpepsinia (*hi-per-pep-sin'-e-ah*). Excessive secretion of pepsin in the stomach.

hyperperistalsis (*hi-per-per-is-tal'-sis*). Peristaltic unrest; a condition characterized by persistent rapid contractions of the stomach in close succession appearing after meals. Syn., *tormina ventriculi nervosa*.

hyperperitonitis (*hi-per-per-it-on-i'-tis*). Very severe or acute peritonitis.

hyperphagia (*hi-per-fa'-je-ah*) [*hyper-*; φαγεῖν, to eat]. Excess in eating. See *bulimia*.

hyperphalangia (*hi-per-fa-lan'-je-ah*) [*hyper-*; *phalanx*]. Abnormal length of one or more phalanges.

hyperphalangism (*hi-per-fa-lan'-jism*) [*hyper-*; *phalanx*]. Having supernumerary phalanges.

hyperpharyngeal (*hi-per-far-in'-je-al*). See *suprapharyngeal*.

hyperphasia (*hi-per-fa'-se-ah*) [*hyper-*; φάσις, saying]. Hyperlogia; insane volubility; lack of control over the organs of speech.

hyperphenomenal (*hi-per-fe-nom'-en-al*). Real.

hyperphleboectasy (*hi-per-fleb-o-ek'-ta-se*) [*hyper-*; φλέψ, vein; ὄκταοις, a stretching]. Excessive dilatation of the veins.

hyperphlebosis (*hi-per-fleb-o'-sis*). *Hypervenosity*.

hyperphlogosis (*hi-per-flo-go'-sis*) [*hyper-*; φλόγωσις, a burning]. Violent inflammation.

hyperphonia (*hi-per-fo'-ne-ah*) [*hyper-*; φωνή, voice]. Stammering or stuttering due to excessive irritability of the muscles concerned in voice production.

hyperphoria (*hi-per-fo'-re-ah*). See *heterophoria*.

hyperphoric (*hi-per-fo'-rik*). 1. Relating to hyperphoria 2. One affected with hyperphoria.

hyperphrasia (*hi-per-fra'-se-ah*) [*hyper-*; φράσις, utterance]. The incoherent and exaggerated utterance of an insane person.

hyperphrenia (*hi-per-fre'-ne-ah*) [*hyper-*; φρήν, mind]. 1. Mental exaltation of the insane. 2. High intellectual power, as of a genius.

hyperphysemia (*hi-per-fi-se'-me-ah*) [*hyper-*; φῦσα, air; αἷμα, blood]. Excess of gases in the blood, or the abnormal conditions due to such excess.

hyperpicrous (*hi-per-pik'-rus*) [*hyper-*; πικρός, bitter]. Excessively bitter.

hyperpiesia, hyperpiesis (*hi-per-pi-e'-ze-ah, hi-per-pi-e'-sis*) [*hyper-*; πίεσις, a pressing]. Abnormally high pressure, as of blood. Blood pressure.

hyperpietic (*hi-per-pi-et'-ik*). Pertaining to hyperpiesis.

hyperpigmentation (*hi-per-pig-men-ta'-shun*). Excessive pigmentation.

hyperpimelic (*hi-per-pim'-el-ik*) [*hyper-*; πιμελής, fat]. Relating to obesity.

hyperpinealism (*hi-per-pin'-e-al-izm*). Excessive secretion of the pineal gland.

hyperpituitarism (*hi-per-pi-tū'-it-ar-izm*) [*hyper-*; *pituitary*]. A condition due to excessive activity of the pituitary gland, and marked by gigantism and hypertrichosis.

hyperplasia (*hi-per-pla'-ze-ah*) [*hyper-*; πλάσις, molding]. Excessive formation of tissue; an increase in the size of a tissue or organ owing to an increase in the number of cells. Syn., *numerical hypertrophy*.

hyperplastic (*hi-per-plas'-tik*). Pertaining to hyperplasia.

hyperplerosis (*hi-per-ple-ro'-sis*) [*hyper-*; πλήρωσις, fulness]. Excessive repletion or fulness.

hyperplexia (*hi-per-pleks'-e-ah*) [*hyper-*; πλῆξις, stroke]. 1. Ecstasy. 2. Melancholia with stupor.

hyperpnea (*hi-per-pne'-ah*) [*hyper-*; πνοιή, breathing]. Panting or exaggerated respiration.

hyperporosis (*hi-per-po-ro'-sis*) [*hyper-*; πώρωσις, cementing or uniting]. An excessive formation of callus in the reunion of fractured bones.

hyperpraxia (*hi-per-praks'-e-ah*) [*hyper-*; πρᾶξις, exercise]. The restlessness of movement characterizing certain forms of mania.

hyperpresbyopia (*hi-per-pres-be-o'-pe-ah*) [*hyper-*; πρέσβος, old, ὤψ, eye]. Excessive presbyopia.

hyperprochoresis (*hi-per-pro-ko-re'-sis*) [*hyper-*; προχωρεῖν, to advance]. Excessive motor action of the stomach. Cf. *hyperperistalsis*.

hyperpromethia (*hi-per-prom-e'-the-ah*) [*hyper-*; προμήθεια, foresight]. Supernormal power of foresight.

hyperprosexia (*hi-per-pro-seks'-e-ah*) [*hyper-*; πρόσεξις, attention]. Entire absorption of the attention by a single process.

hyperproteosis (*hi-per-pro-te-o'-sis*). Condition caused by excess of protein in the diet.

hyperpselaphesia (*hi-perp-sel-af-e'-ze-ah*) [*hyper-*; ψηλάφησις, touching]. Excessive sensitiveness to touch.

hyperpyretic (*hi-per-pi-ret'-ik*). Pertaining to hyperpyrexia.

hyperpyrexia (*hi-per-pi-reks'-e-ah*) [*hyper-*; πυρετός, fever]. Excessively high body temperature. By some the term is used only when the temperature is above 106° F.

hyperresonance (*hi-per-res'-o-nans*) [*hyper-*; *resonance*]. Increased resonance on percussion.

hyperrhinencephalia (*hi-per-rin-en-sef-al'-e-ah*) [*hyper-*; ῥίς, the nose; ἐγκέφαλος, the brain]. A congenital deformity characterized by undue frontal predominance and excessive development of the olfactory bulbs.

hypersarcosis, hypersarcoma (*hi-per-sar-ko'-sis, hi-per-sar-ko'-ma*) [*hyper-*; σάρξ, flesh, ὅμα, a tumor]. 1. Excessive granulation, fungosity, or proudflesh. 2. Obesity; hypertrophy.

hypersecretion (*hi-per-se-kre'-shun*) [*hyper-*; *secretion*]. Excessive secretion.

hypersensitive (*hi-per-sen'-sit-iv*). Abnormally sensitive.

hypersomnia (*hi-per-som'-ne-ah*) [*hyper-*; *somnus*, sleep]. Excessive sleep.

hyperspasmia (*hi-per-spaz'-me-ah*). Synonym of *convulsions*.

hypersphyxia (*hi-per-sfiks'-e-ah*) [*hyper-*; σφύξις, pulse]. Excessive blood pressure.

hypersplenia (*hi-per-sple'-ne-ah*). See *splenomegalia*.

hypersplenotrophy (*hi-per-splen-ot'-ro-fe*). See *splenomegalia*.

hypersteatosis (*hi-per-ste-at-o'-sis*) [*hyper-*; *steatosis*]. Excessive secretion of fat. Syn, *aleipsis actua*.

hyperstereoroentgenography (*hi-per-ste-re-o-rentgen-og'-raf-e*) [*hyper-*; στερεός, solid; *Roentgen rays*; γράμμα, a writing]. Increasing the distance between the homologous points (*q. v.*) so as to gain better third-dimensional semblance in the stereogram.

hypersthenia (*hi-per-sthen'-e-ah*) [*hyper-*; σθένος, strength]. A condition of exalted strength or tone of the body.

hypersthenic (*hi-per-sthen'-ik*) [*hyper-*; σθένος, strength]. Characterized by hypersthenia.

hypersusceptibility (*hi-per-sus-sep-tib-il'-it-e*). 1. Extreme liability to infection. 2. Anaphylaxis.

hypersynergia (*hi-per-sin-ur'-je-ah*) [*hyper-*; συνεργία, a working together]. Excessive coordination; excessive energy in the organs in spreading disease throughout the system.

hypersystole (*hi-per-sis'-to-le*) [*hyper-*; *systole*]. An excessively strong systole.

hypertarachia (*hi-per-tar-ak'-e-ah*) [*hyper-*; ταράχη, disorder]. Undue nervous irritability or instability.

hypertension (*hi-per-ten'-shun*). Excessive tension; supertension. See *hyperpiesia*.

hypertensive (*hi-per-ten'-siv*). Characterized by an increase of blood-pressure.

hypertensor (*hi-per-ten'-sor*). Causing increased blood-pressure.

hyperthelia (*hi-per-the'-le-ah*) [*hyper-*; θηλή, a nipple]. The presence of supernumerary nipples.

hyperthermalgesia (*hi-per-therm-al-je'-se-ah*) [*hyper-*; θέρμη, heat; ἄλγος, pain]. Abnormal sensitiveness to heat.

hyperthermia (*hi-per-ther'-me-ah*). Elevation of temperature above the normal.

hyperthermoesthesia (*hi-per-therm-o-es-the'-ze-ah*). See *hyperthermalgesia*.

hyperthymia (*hi-per-thi'-me-ah*) [*hyper-*; θυμός, mind]. 1. Mental hyperesthesia; morbid oversensitiveness. 2. Vehement cruelty or foolhardiness as a symptom of mental disease. 3. Moral insanity.

hyperthymization (*hi-per-thi-miz-a'-shun*). Exaggerated activity of the thymus gland and the pathological condition resulting from it.

hyperthyrea (*hi-per-thi'-re-ah*). The condition arising from excessive functional activity of the thyroid gland.

hyperthyroidation (*hi-per-thi-roid-a'-shun*). Abnormal action or overaction of the thyroid gland.

hyperthyroidism (*hi-per-thi'-roid-izm*). An abnormal condition brought about by an excessive or depraved functional activity of the thyroid gland.

hyperthyrosis (*hi-per-thi-ro'-sis*). The condition in which there is excess of thyroid substance in the body.

hypertonia (*hi-per-to'-ne-ah*) [*hyper-*; τόνος, tone]. 1. Excess of muscular tonicity. 2. Increased intraocular tension.

hypertonic (*hi-per-ton'-ik*). Exceeding in strength or tension. **h. salt solution,** one whose osmotic tension exceeds that of the blood-serum.

hypertonicity (*hi-per-ton-is'-et-e*). See *hypertonia*.

hypertoxicity (*hi-per-toks-is'-it-e*). The quality of being excessively toxic.

hypertrichiasis, hypertrichosis (*hi-per-trik-i'-as-is, hi-per-trik-o'-sis*). Excessive growth of hair of a part or the whole of the body.

hypertromos (*hi-per'-tro-mos*) [*hyper-*; τρόμος, tremor]. Excessive tremor or fear.

hypertrophia (*hi-per-tro'-fe-ah*) [*hyper-*; τροφή, nourishment]. Same as *hypertrophy*. **h. cordis,** hypertrophy of the heart.

hypertrophic (*hi-per-trof'-ik*) [*hyper-*; τροφή, nourishment]. Marked by hypertrophy or excessive size.

hypertrophous (*hi-per'-trof-us*). Marked by or exhibiting hypertrophy.

hypertrophy (*hi-per'-tro-fe*) [*hyper-*; τροφή, nourishment]. An increase in the size of a tissue or organ independent of the general growth of the body. **h., compensatory,** that resulting from the increased activity of an organ to make up some deficiency in a paired organ or in itself. **h., concentric** (of the heart), increase in the thickness of the walls, without increase in the size of the organ, but with diminution in the capacity of its chambers. **h., eccentric** (of the heart), hypertrophy with dilatation. **h., false,** an increase in some one constituent tissue of an organ, usually the connective tissue. **h., moriform,** a mulberry-like enlargement, as of the posterior ends of the lower turbinals. **h., numerical,** hypertrophy due to an increase in the number of cells. **h., physiological.** Same as *h., compensatory*. **h., simple.** 1. That in which there is increase in the size of the individual cells. 2. Of the heart, increased thickness of the walls, the size of the cavities remaining unchanged. **h., true,** an increase of all the component tissues of an organ, giving increased power.

hypertropia (*hi-per-tro'-pe-ah*). See *strabismus*.

hypertypic (*hi-per-tip'-ik*). Exceeding the type; excessively atypic.

hyperuremia (*hi-per-ū-re'-me-ah*) [*hyper-*; οὖρον, urine; αἷμα, blood]. Excess of urea in the blood.

hyperuresis (*hi-per-ū-re'-sis*). Same as *polyuria* and *enuresis*.

hyperuricemia (*hi-per-ū-ris-e'-me-ah*) [*hyper-*; οὖρον, urine; αἷμα, blood]. Excess of uric acid in the blood.

hypervaccination (*hi-per-vak-sin-a'-shun*). A second or subsequent inoculation of an immunized person or animal; it is done with the idea of obtaining (in the case of an animal) a powerful antitoxin.

hypervascular (*hi-per-vas'-kū-lar*). Excessively vascular.

hypervenosity (*hi-per-ve-nos'-it-e*). 1. Excessive development of the venous system. 2. See *supervenosity*.

hyperventilation (*hi-per-ven'-til-a-shun*) [*hyper-*; *ventilare*, to fan]. A method of treating some diseases by exposing the body to drafts of air.

hyperviscosity (*hi-per-vis-kos'-it-e*). Exaggeration of adhesive properties; observed in the erythrocytes in inflammatory diseases, in anemias, or when they are subjected to the action of poisons, notably snake-poison.

hypesthesia (*hip-es-the'-ze-ah*) [ὑπό, under; αἴσθεσις, sensation]. Impairment of sensation; lessened tactile sensibility.

hypesthetic (*hip-es-thet'-ik*). Pertaining to or affected with hypesthesia.

hypha (*hi'-fah*) [ὑφή, a weaving; web; pl., *hyphæ*]. The filament or thread of a fungus; the matted hyphæ form the mycelium.

hyphedonia (*hip-hed-o'-ne-ah*) [*hypo-*; ἡδονή, pleasure]. Morbidly diminished pleasure in the gratification of desires. Cf. *hyperhedonia*.

hyphemia (*hi-fe'-me-ah*) [ὑπό, under; αἷμα, blood]. 1. Oligemia; deficiency of blood. 2. Hemorrhage in the anterior chamber of the eye.

hyphidrosis (*hip-hid-ro'-sis*) [*hypho-*; ἱδρωσις, sweating]. Deficiency of perspiration.

hyphogenous (*hi-foj'-en-us*) [ὑφή, a web; γεννᾶν, to produce.] Due to the hyphæ of some parasitic fungus.

hyphology (*hi-fol'-o-je*) [ὑφή, web; λόγος, science]. Same as *histology*.

Hyphomycetes (*hi-fo-mi-se'-tēz*) [ὑφή, web; μύκης, fungus]. A group of fungi having the spores on prominent threads; the molds.

hyphostroma (*hi-fo-stro'-mah*) [ὑφή, a web; στρῶμα, a bed]. Same as *mycelium*.

hyphotomy (*hi-fot'-o-me*) [ὑφή, a web; τομή, a cutting]. The dissection of tissues.

hypinosis (*hip-in-o'-sis*) [*hypo-*; ἴς, fiber]. A deficiency of fibrin-factors in the blood.

hypinotic (*hip-in-ot'-ik*) [*hypo-*; ἴς, fiber]. Pertaining to, or affected with, hypinosis.

hypisotonic (*hip-is-o-ton'-ik*). See *hypoisotonic*.

hypisotonicity (*hip-is-o-ton-is'-it-e*). The quality of having a diminished saline percentage.

hypnacetin (*hip-nas'-et-in*). $C_6H_5CO\text{-}NH\text{-}C_6H_4\text{-}OCH_3\text{-}CO\text{-}C_6H_5$. Acetophenonacetylparaamidophenol ether. It is hypnotic and antiseptic. Dose 3–4 gr. (0.2–0.25 Gm.). Syn., *hypnoacetin*.

hypnagogic (*hip-nag-oj'-ik*) [ὕπνος, sleep; ἀγωγός, leading]. 1. Inducing sleep; pertaining to the inception of sleep. 2. Induced by sleep.

hypnagogue (*hip'-nag-og*) [ὕπνος, sleep; ἀγωγός, leading]. Hypnotic.

hypnal (*hip'-nal*) [ὕπνος, sleep]. A drug composed of antipyrin and chloral hydrate and used as a hypnotic. Dose 15 gr. (1 Gm.).

hypnalgia (*hip-nal'-je-ah*) [ὕπνος, sleep; ἄλγος, pain]. Pain recurring during sleep.

hypnatol (*hip'-nat-ol*). Trade name of a hypnotic containing sodium diethylbarbituric acid, piscidia erythrina, potassium acetate and tamarinds.

hypnepagogue (*hip-nep'-ag-og*) [ὕπνος, sleep; ἐπαγωγός, enticing]. A medicine that induces sleep; an hypnotic.

hypnesthesia (*hip-nes-the'-ze-ah*) [ὑπνός, sleep; αἰσθήσις, sensation]. Drowsiness.

hypniater (*hip-ne'-a-ter*) [ὕπνος, sleep; ἰατήρ, practitioner]. A somnambulistic or clairvoyant doctor; a hypnotizer or mesmerist

hypnic (*hip'-nik*) [ὑπνικός, producing sleep]. 1. Pertaining to or inducing sleep 2. An agent that induces sleep.

hypno- (*hip-no-*) [ὕπνος, sleep]. A prefix denoting relation to sleep or to hypnotism.

hypnoacetin (*hip-no-as'-et-in*). Acetophenonacetylamidophenol ester, used as a hypnotic.

hypnobat, or hypnobate (*hip'-no-bāt*) [*hypno-*; βατός, walking]. A sleep-walker; somnambulist.

hypnobatia (*hip-no-ba'-she-ah*) [*hypno-*; βατός, walking]. Somnambulism.

hypnocyst (*hip'-no-sist*) [*hypno-*; κύστις, bladder]. In biology, an encysted unicellular organism not undergoing sporulation.

hypnogenesis (*hip-no-jen'-es-is*) [*hypno-*; γεννᾶν, to produce]. The induction of sleep or of the hypnotic state.

hypnogenetic, hypnogenic, hypnogenous (*hip-no-jen-et'-ik, hip-no-jen'-ik, hip-noj'-en-us*) [*hypno-*; γεννᾶν, to produce]. 1. Producing or inducing sleep. 2. Inducing hypnotism. **h. spots,** surface-areas of the body, stimulation of which produces sleep.

hypnography (*hip-nog'-ra-fe*). Same as *hypnology*.

hypnoidal (*hip-noyd'-al*) [*hypno-*; εἶδος, form]. Resembling sleep. **h. state,** the state between sleeping and waking.

hypnolepsy (*hip'-no-lep-se*) [*hypno-*; λῆψις, seizure]. Excessive or morbid sleepiness; narcolepsy.

hypnology (*hip-nol'-o-je*) [*hypno-*; λόγος, science]. The science dealing with sleep or with hypnotism.

hypnone (*hip'-nōn*). See *acetophenone*.

hypnopathy (*hip-nop'-ath-e*) [*hypno-*; πάθος, disease]. Sleep due to a diseased or morbid condition of the body, brain, or mind; also, narcolepsy; sleepy disease.

hypnophobia (*hip-no-fo'-be-ah*) [*hypno-*; φόβος, fear]. Morbid dread of sleep; also, nightmare or night-terror.

hypnopompic (*hip-no-pomp'-ik*) [*hypno-*; πομπή, a procession]. Applied to visions seen at the moment of awakening from sleep or prior to complete awakening, as when a dream figure persists in waking life.

hypnopyrine (*hip-no-pi'-rēn*). A proprietary hypnotic and antipyretic preparation said to be a chlorine derivative of quinine. Dose, 4 gr. (0.25 gm.) 3 or 4 times daily.

hypnoscope (*hip'-no-skōp*) [*hypno-*; σκοπεῖν, to examine]. An apparatus to determine if a patient is hypnotized.

hypnosia (*hip-no'-se-ah*) [ὕπνος, sleep]. A condition of morbid drowsiness.

hypnosis (*hip-no'-sis*) [see *hypnosia*]. 1. The condition produced by hypnotizing. 2. The production of sleep; also, the gradual approach of sleep.

hypnotherapy (*hip-no-ther'-ap-e*) [*hypno-*; θεραπεία, healing]. Hypnotic treatment of disease.

hypnotic (*hip-not'-ik*) [*hypnosis*]. 1. Inducing sleep. 2. Pertaining to hypnotism. 3. A remedy that causes sleep.

hypnotism (*hip'-not-izm*) [*hypnosis*]. A state of artificial somnambulism or trance, induced in certain persons by concentrating the gaze on a small object or on a revolving mirror, or by complete subjection of their will to that of another, at whose command the hypnotic state develops. Three stages are described—the cataleptic, the lethargic, and the somnambulistic.

hypnotization (*hip-not-iz-a'-shun*) [*hypnotism*]. The induction of hypnotism.

hypnotize (*hip'-not-īz*). To bring into a hypnotic condition.

hypnotoid (*hip'-not-oid*) [*hypno-*; εἶδος, form]. Resembling hypnotism.

hypnotoxin (*hip-no-toks'-in*) [*hypno-*; *toxin*]. A hypothetical substance supposed to exist in the cerebrospinal fluid and credited with the power to produce sleep

hypnoval (*hip'-no-val*). Amido-chloral-bromo-isovalerate; said to be a hypnotic

hypo (*hi'-po*). 1. A common abbreviation of hypochondriasis, also for hypodermatic syringe or medication. 2. Sodium thiosulphite.

hypo- (*hi-po-*) [ὑπό, under]. A prefix denoting: 1. Deficiency or lack. 2. Below or beneath, opposed to *epi-*, upon. 3. Of acids and salts, denoting those having a smaller number of atoms of oxygen than other compounds of the same elements.

hypoacidity (*hi-po-as-id'-it-e*). See *hypacidity*.

hypoactivity (*hi-po-ak-tiv'-it-ie*). Diminished activity.

hypoadrenalism (*hi-po-ad-re'-nal-izm*) [*hypo-*; adrenal]. Same as hypoadrenia, *q. v.*

hypoadrenia (*hi-po-ad-re'-ne-ah*) [*hypo-*; *adrenal*]. Diminished activity of the adrenal glands.

hypoalimentation (*hi-po-al-im-en-ta'-shun*). Condition produced by insufficient or inadequate food.

hypoalonemia (*hi-po-al-o-ne'-me-ah*) [*hypo-*; ἅλς, salt; αἷμα, blood]. A deficiency of the salts of the blood.

hypoazoturia (*hi-po-az-ot-ū'-re-ah*) [*hypo-*; *azoturia*]. A diminished amount of urea in the urine.

hypobaropathy (*hi-po-bar-op'-ath-e*) [*hypo-*; βάρος, weight; πάθος, suffering]. Condition caused by diminished air-pressure; mountain sickness, aviator's sickness.

hypoblast (*hi'-po-blast*) [*hypo-*; βλαστός, sprout]. The internal layer of the blastoderm, also called the endoderm, endoblast, or entoderm. From it is developed the intestinal epithelium (except that of the mouth and anus) and that of the glands opening into the intestine, and the epithelium of the air-passages.

hypoblastic (*hi-po-blas'-tik*). Pertaining to the hypoblast.

hypoblepharon (*hi-po-blef'-ar-on*) [*hypo-*; βλέφαρον, lid]. 1. An artificial eye. 2. A swelling under the eyelid.

hypobromite (*hi-po-bro'-mīt*) [*hypo-*; βρῶμος, stench]. A salt of hypobromous acid. **h. method,** a method of estimating the quantity of urea in urine, based upon the fact that when

urea is acted upon by sodium hypobromite it is decomposed into nitrogen, carbon dioxide, and water. From the volume of nitrogen evolved the quantity of urea can be determined.

hypobulia (*hi-po-bū'-le-ah*) [*hypo-*; βουλή, will]. Deficiency of will-power.

hypocalcemia (*hi-po-kal-se'-me-ah*) [*hypo-*; *calcium*; αἷμα, blood]. Condition in which there is a diminished amount of calcium in the blood.

hypocapnia (*hi-po-kap'-ne-ah*) [*hypo-*; κάπνος, smoke]. A moderate amount of acapnia.

hypocardia (*hi-po-kar'-de-ah*) [*hypo-*; καρδία, heart]. Downward displacement of the heart.

hypocatalepsis (*hi-po-kat-al-ep'-sis*) [*hypo-*; κατά, down; λαμβάνειν, to seize]. Slight catalepsy, or epilepsy

hypocatharsis (*hi-po-kath-ar'-sis*) [*hypo-*; καθαίρειν, to purge]. A gentle purgation.

hypocelom, hypocœlom (*hi-po-se'-lŏm*) [*hypo-*; κοίλωμα, a cavity]. The ventral part of the celom.

hypochlorhydria (*hi-po-klor-hi'-dre-ah*) [*hypo-*; χλωρός, green; ὕδωρ, water]. A condition in which there is a diminished amount of hydrochloric acid in the gastric juice.

hypochlorite (*hi-po-klo'-rīt*) [*hypo-*; χλωρός, green]. Any salt of hypochlorous acid, HClO. The most important are those of calcium and sodium.

hypochlorization (*hi-po-klo-rīz-a'-shun*). A method of treating epilepsy and nephritis by reduction of the sodium chloride consumed by the patient to one-half.

hypochloruria (*hi-po-klor-ū'-re-ah*) [*hypo-*; *chloride*; οὖρον, urine]. A diminution in the amount of chlorides excreted in the urine.

hypocholesteremia (*hi-po-ko-les-ter-e'-me-ah*) [*hypo-*; χολή, bile; στέαρ, fat; αἷμα, blood]. Decrease or deficiency of the cholesterin of the blood.

hypochondria (*hi-po-kon'-dre-ah*) [*hypo-*; χρόνδρος, cartilage]. 1. The regions below the costal arches on either side. 2. *Hypochondriasis*, *q. v.*

hypochondriac (*hi-po-kon'-dre-ak*) [*hypochondrium*]. 1. Pertaining to the hypochondrium. 2. A person who is affected with hypochondriasis.

hypochondriasis (*hi-po-kon-dri'-as-is*) [*hypochondrium*]. A condition in which the patient believes himself suffering from grave bodily diseases.

hypochondrium (*hi-po-kon'-dre-um*) [*hypo-*; χρόνδρος, cartilage]. The upper lateral region of the abdomen beneath the lower ribs.

hypochromatemia (*hi-po-kro-mat-e'-me-ah*) [*hypo-*; χρῶμα, color; αἷμα, blood]. Deficiency of the coloring-matter of the blood.

hypochromatic (*hi-po-kro-mat'-ik*) [*hypo-*; χρῶμα, color]. Deficient in coloring-matter.

hypochromatism (*hi-po-kro'-mat-izm*) [*hypo-*; *chromatin*]. Deficiency of chromatin in the nucleus of a cell.

hypochromatosis (*hi-po-kro-mat-o'-sis*). The pathological diminution of the chromatin in a cell-nucleus.

hypochromemia (*hi-po-kro-me'-me-ah*) [*hypo-*; χρῶμα, color; αἷμα, blood]. Anemia with an abnormally low color index.

hypochromia (*hi-po-kro'-me-ah*) [*hypo-*; χρῶμα, color]. Abnormal pallor or transparency of the skin, occurring in certain skin-diseases.

hypochrosis (*hi-po-kro'-sis*) [*hypo-*; χρῶσις, coloring]. Abnormal paleness; lack of normal coloration.

hypochylia (*hi-po-ki'-le-ah*) [*hypo-*; χυλά, juice]. Deficiency of secretion; deficiency of chyle.

hypochyma (*hi-po-ki'-mah*) [*hypo-*; χέειν, to pour]. An old name for cataract.

hypocinesia, hypocinesis (*hi-po-sin-e'-ze-ah, -e'-sis*). See *hypokinesis*.

hypoclysis (*hip-ok'-lis-is*) [*hypo-*; κλυσμός, a clyster]. The administration of an enema.

hypocœlom. See *hypocelom*.

hypocone (*hi'-po-kōn*). The distolingual cusp of a molar tooth of the upper jaw.

hypoconid (*hi-po-kon'-id*). The distobuccal cusp of a molar tooth of the lower jaw.

hypoconule (*hi-po-kon'-ūl*). The fifth or distal cusp of a molar tooth of the upper jaw.

hypoconulid (*hi-po-kon'-ū-lid*). The fifth or distal cusp of a molar tooth of the lower jaw.

hypocratous (*hip-ok'-rat-us*) [*hypo-*; κράτος, strength]. Lacking in strength.

hypocrinia (*hip-o-krin'-e-ah*) [*hypo-*; κρίνειν, to separate]. Deficiency of secretion.

hypocyclosis (*hi-po-si-klo-sis*) [*hypo-*; κύκλος, circle]. Deficient accommodation due to weakness of the ciliary muscle (*ciliary h.*), or to want of elasticity in the crystalline lens (*lenticular h.*)

hypocyrtosis (*hi-po-sir-to'-sis*) [*hypo-*; κύρτωσις, curvature]. A slight amount of curvature.

hypocystotomy (*hi-po-sis-tot'-o-me*) [*hypo-*; κύστις, bladder, τομή, a cut]. Perineal cystotomy.

hypocytosis (*hi-po-si-to'-sis*) [*hypo-*; κυτός, cell]. Diminution of the number of blood-corpuscles.

hypoderm (*hi'-po-derm*) [*hypo-*; δέρμα, skin]. 1. Subcutaneous tissue. 2. A hypodermatic injection. 3. In biology, applied to the epithelial membrane lining the cuticular, crustaceous, or chitinous investment of arthropods; also called *hypodermis*.

Hypoderma (*hi-po-der'-mah*) [*hypo-*; δέρμα, skin]. A genus of dipterous insects, the bot-flies.

hypodermatic, hypodermic (*hi-po-der-mat'-ik, hi-po-der'-mik*) [*hypo-*; δέρμα, skin]. Placed or introduced beneath the skin.

hypodermatoclysis, hypodermoclysis (*hi-po-der-mat-ok'-lis-is, hi-po-der-mok'-lis-is*) [*hypodermatic*; κλύσις, injection]. The introduction into the subcutaneous tissues of large quantities of fluids, especially of normal saline solution.

hypodermatomy (*hi-po-der-mat'-o-me*) [*hypo-*; δέρμα, skin; τέμνειν, to cut]. Subcutaneous surgical section of parts.

hypodermic. See *hypodermatic*.

hypodermoclysis. See *hypodermatoclysis*.

hypodermotherapy (*hi-po-der-mo-ther'-ap-e*) [*hypo-*; δέρμα, skin; θεραπεία, therapy]. Subcutaneous medication.

hypodicrotous (*hi-po-dik'-ro-tus*) [*hypo-*; δίκροτος, double beat]. Dicrotic in a small degree.

hypodipsia (*hip-o-dip'-se-ah*) [*hypo-*; δίψις, drinking]. The drinking of too little water or fluid.

hypodynamic (*hi-po-di-nam'-ik*). See *adynamic*.

hypodynia (*hi-po-din'-e-ah*) [*hypo-*; ὀδύνη, pain]. Slight or trifling pain.

hypoemia (*hi-po-e'-me-ah*) [*hypo-*; αἷμα, blood]. Insufficiency of blood. Hyphemia, *q. v.*

hypoendocrinism (*hi-po-en-dok'-rin-izm*) [*hypo-*; ἐνδόν, within; κρίνειν, to separate]. Deficiency of internal secretion.

hypoendocrisia (*hi-po-en-do-kriz-e-ah*). Hypoendocrinism.

hypoeosinophilia (*hi-po-e-o-si-no-fil'-e-ah*). Decrease in the number of eosinophil leukocytes in the blood.

hypoepinephry (*hi-po-ep-e-nef'-re*) [*hypo-*; ἐπί, upon; νέφρος, kidney]. Insufficiency of the adrenal secretion.

hypoequilibrium (*hi-po-e-kwe-lib'-re-um*). Absence of a tendency to vertigo on rotary movement.

hypoerinism (*hi-po-krin'-izm*). Hypocrinia.

hypoerythrocythemia (*hi-po-er-ith-ro-si-the'-me-ah*) [*hypo-*; ἐρυθρός, red; κύτος, cell; αἷμα, blood]. Deficiency in the normal number of red corpuscles in the blood.

hypoesophoria (*hi-po-es-o-fo'-re-ah*) [*hypo-*; *esophoria*]. A tendency of the visual axis of one eye to deviate downward and inward.

hypoexophoria (*hi-po-eks-o-fo'-re-ah*) [*hypo-*; *exophoria*]. A tendency of the visual axis of one eye to deviate downward and outward.

hypofunction (*hi-po-funk'-shun*). Diminished function.

hypogastralgia (*hi-po-gas-tral'-je-ah*) [*hypo-*; γαστήρ, stomach; ἄλγος, pain]. Pain in the hypogastrium.

hypogastrectasia, hypogastrectasis (*hi-po-gas-trek-ta'-se-ah, -trek'-ta-sis*) [*hypogastrium*; ἔκτασις, stretching]. Dilatation of the hypogastrium.

hypogastric (*hi-po-gas'-trik*) [*hypogastrium*]. Pertaining to the hypogastrium. **h. artery,** same as internal iliac artery; see under *artery*. **h. plexus,** a sympathetic nerve-plexus in the pelvis. **h. region,** the hypogastrium.

hypogastrium (*hi-po-gas'-tre-um*) [*hypo-*; γαστήρ, the belly]. The lower median anterior region of the abdomen.

hypogastrocele (*hi-po-gas'-tro-sēl*) [*hypo-*; γαστήρ, stomach; κήλη, hernia]. A hernia in the hypogastric region.

hypogastrodidymus (*hi-po-gas-tro-did'-im-us*) [*hypo-*; under; γαστήρ, stomach; δίδυμος, twin]. A double monstrosity in which the two fetuses are united at the hypogastrium.

hypogastrohemia (*hi-po-gas-tro-he'-me-ah*) [*hypo-*; γαστήρ, stomach; αἷμα, blood]. Hemorrhage in the hypogastrium.

hypogastropagus (*hi-po-gas-trop'-ag-us*) [*hypogastrium*; πάγος, anything solid]. A genus of twin monsters characterized by having the union in the region of the hypogastrium.

hypogastrorrhagia (*hi-po-gas-tror-a'-je-ah*). Same as *hypogastrohemia*.

hypogastrorrhea (*hi-po-gas-tror-e'-ah*) [*hypo-*; γαστήρ, stomach; ῥοία, a flow]. A slight amount of gastrorrhea.

hypogastrorrhexis (*hi-po-gas-tror-eks'-is*) [*hypo-*; γαστήρ, stomach; ῥῆξις, rupture]. Eventration.

hypogenesis (*hi-po-jen'-es-is*) [*hypo-*; γένεσις, production, generation]. 1. Defective growth. 2. In biology, direct development, without alternation of generations.

hypogenetic (*hi-po-jen-et'-ik*). Pertaining to hypogenesis.

hypogenitalism (*hi-po-jen'-it-al-izm*). Eunuchoidism, *q. v.*

hypogenous (*hi-poj'-en-us*) [*hypo-*; γενής, produced]. In biology, growing below the surface or on the under side.

hypogeusia (*hi-po-gū'-se-ah*) [*hypo-*; γεῦσις, taste]. Diminution in the sense of taste.

hypogigantosoma (*hi-po-ji-gant-o-so'-ma*) [*hypo-*; γίγας, large; σῶμα, body]. A condition of great physical development not amounting to true gigantism.

hypoglobulia (*hi-po-glob-ū'-le-ah*). See *oligocythemia*.

hypoglossal (*hi-po-glos'-al*) [see *hypoglossus*]. Situated under the tongue. **h. nerve.** See under *nerve* **h. nucleus.** See *nucleus*.

hypoglossiadenitis (*hi-po-glos-e-ad-en-i'-tis*) [*hypo-*; γλῶσσα, tongue; ἀδήν, gland; ῖτις, inflammation]. Inflammation of the sublingual gland.

hypoglossis (*hi-po-glos'-is*). See *hypoglottis*.

hypoglossitis (*hi-po-glos-i'-tis*) [*hypo-*; γλῶσσα, tongue; ῖτις, inflammation]. Inflammation of the tissue under the tongue.

hypoglossus (*hi-po-glos'-us*) [*hypo-*; γλῶσσα, tongue]. The hypoglossal nerve.

hypoglottis (*hi-po-glot'-is*) [see *hypoglossus*]. 1. The under part of the tongue. 2. A swelling at the under part of the tongue, as a ranula.

hypoglucosic (*hi-po-gloo-ko'-sik*). A term applied to any diabetic diet containing an amount of carbohydrates lower than the patient's tolerance.

hypoglycemia (*hi-po-gli-se'-me-ah*) [*hypo-*; γλυκύς, sweet; αἷμα, blood]. Deficiency of sugar in the blood.

hypoglycogenolysis (*hi-po-gli-ko-jen-ol'-is-is*). Diminished glycogenolysis.

hypognathadenitis (*hi-pog-nath-ad-en-i'-tis*) [*hypo-*; γνάθος, jaw; ἀδήν, gland; ῖτις, inflammation]. Inflammation of the submaxillary gland.

hypognathous (*hi-pog'-na-thus*) [see *hypognathus*]. Having the lower jaw longer than the upper.

hypognathus (*hi-pog'-na-thus*) [*hypo-*; γνάθος, jaw]. A double monstrosity in which the parasite is attached to the inferior maxillary bone.

hypogonadism (*hi-po-gon'-ad-izm*). Diminished internal secretion of the testes or ovaries.

hypohæmia (*hi-po-he'-me-ah*). See *hypohemia*.

hypohematosis (*hi-po-hem-at-o'-sis*) [*hypo-*; αἷμα, blood] A diseased condition marked by deficiency in the amount of blood; also, the production, or process of inducing such a condition

hypohemia (*hi-po-he'-me-ah*). An extravasation of blood in the eye.

hypohemoglobinemia (*hi-po-hem-o glob-in-e'-me-ah*). See *oligochromemia*.

hypohepatic (*hi-po-hep-at'-ik*). Relating to hepatic insufficiency.

hypohidrosis (*hi-po-hid-ro'-sis*) [*hypo-*; ἵδρωσις, sweating]. Scanty perspiration.

hypohydremia (*hi-po-hi-dre'-me-ah*) [*hypo-*; ὕδωρ, water; αἷμα, blood]. Deficiency of water in the blood.

hypohyloma (*hi-po-hi-lo'-mah*). See under *hyloma*

hypohypnosis (*hi-po-hip-no'-sis*) [*hypo-*; ὕπνος, sleep]. Imperfect or partial sleep.

hypohypophysism (*hi-po-hi-pof'-is-izm*). Same as *hypopituitarism, q. v.*

hypoinosemia (*hi-po-in-o-se'-me-ah*) [*hypo-*; ἶς, fiber; αἷμα, blood]. Decrease in the tendency to the formation of fibrin in the blood.

hypo-insulism (*hi-po-in'-su-lizm*) [*hypo-*; *insula*]. Diabetes mellitus.

hypoisotonic (*hi-po-is-o-ton'-ik*) [*hypo-*; *isotonic*] Applied to a solution the osmotic pressure of which is lower than blood-plasma or some other solution taken as a standard.

hypokinesia, hypokinesis (*hi-po-kin-e'-ze-ah, hi-po-kin-e'-sis*) [*hypo-*; κίνησις, motion]. Deficiency in motor reaction under stimulation.

hypokolasia (*hi-po-kol-a'-ze-ah*) [*hypo-*; κόλασις, a checking]. Defective inhibition.

hypolemma (*hi-po-lem'-ah*) [*hypo-*; λέμμα, sheath]. In biology, deficiency of a sheath.

hypolepidoma (*hi-po-lep-id-o'-mah*). See *lepidoma*.

hypoleukocythemia (*hi-po-lū-ko-si-the'-me-ah*) [*hypo-*; λευκός, white; κύτος, a cell; αἷμα, blood]. Deficiency of white corpuscles in the blood.

hypoleukocytosis (*hi-po-lū'-ko-si-to'-sis*) [*hypo-*; *leukocyte*]. A diminution of the number of leukocytes in the blood.

hypolipemia (*hi-po-lip-e'-me-ah*) [*hypo-*; λίπος, fat; αἷμα, blood]. Deficiency of fat in the blood.

hypoliposis (*hi-po-lip-o'-sis*). A deficiency of fat-splitting ferment (lipase) in the blood-serum. Cf. *hyperliposis*.

hypologia (*hi-po-lo'-je-ah*) [*hypo-*; λόγος, work]. Poverty of speech as a symptom of cerebral disease.

hypolympha (*hi-po-lim'-fah*) [*hypo-*; *lympha*, water]. An extravasation of plastic lymph into the anterior chamber of the eye.

hypolymphemia (*hi-po-lim-fe'-me-ah*). Condition in which the total number of leukocytes is normal, but the percentage of lymphocytes is increased.

hypolymphia (*hi-po-lim'-fe-ah*). Insufficiency of lymph.

hypomania (*hi-po-ma'-ne-ah*) [*hypo-*; μανία, madness]. A moderate degree of maniacal exaltation.

hypomastia, hypomazia (*hi-po-mas'-te-ah, hi-po-ma'-ze-ah*) [*hypo-*; μαστός, the breast]. Abnormal smallness of the mammary gland.

hypomegasoma (*hi-po-meg-as-o'-mah*) [*hypo-*; μέγας, great; σῶμα, body]. A tall stature, but quite below gigantism. Cf. *megasoma*.

hypomelancholia (*hi-po-mel-an-ko'-le-ah*) [*hypo-*; *melancholia*]. Moderate melancholia; melancholia without delusions.

hypomenous (*hi-pom'-en-us*) [*hypo-*; μένειν, to remain]. Same as *hypogenous*.

hypomesosoma (*hi-po-mes-o-so'-ma*) [*hypo-*; μέσος, middle; σῶμα, body]. A stature slightly below the medium.

hypometropia (*hi-po-me-tro'-pe-ah*) [*hypo-*; μέτρον, a measure; ὤψ, vision]. Myopia

hypomicrone (*hi-po-mik'-rōn*) [*hypo-*; *microne*]. A particle capable of being recognized by the ultra-microscope, but not by the ordinary microscope.

hypomicrosoma (*hi-po-mik-ro-so'-mah*) [*hypo-*; μικρός, small; σῶμα, body]. The lowest stature which is not dwarfism.

hypomnesia (*hi-pom-ne'-ze-ah*) [*hypo-*; μνήμη, memory]. Weakened memory.

hypomoria (*hi-po-mo'-re-ah*) [*hypo-*; μωρία, folly]. Slight mental disorder.

hypomotility (*hi-po-mo-til'-i-e*). Hypokinesia, *q. v.*

hypomyosthenia (*hi-po-mi-os-the'-ne-ah*) [*hypo-*; μῦς, muscle; σθένος, strength]. Deficiency in muscular power.

hypomyotonia (*hi-po-mi-o-to'-ne-ah*) [*hypo-*; μῦς, muscle; τόνος, tone]. Deficiency in muscular tonicity.

hyponanosoma (*hi-po-nan-o-so'-mah*) [*hypo-*; νᾶνος, dwarf; σῶμα, body]. Extreme dwarfishness.

hyponeuria (*hi-po-nū'-re-ah*) [*hypo-*; νεῦρον, nerve]. Slight or diminished nerve-power.

hyponoetic (*hi-po-no-et'-ik*) [*hypo-*; νόητικος, understanding]. Under the control of the will.

hyponomous (*hi-pon-o'-mus*) [*hypo-*; νέμειν, to feed]. Spreading or eating below the surface; applied to certain ulcers, etc.

hyponychial (*hi-po-nik'-e-al*) [*hypo-*; ὄνυξ, nail]. Beneath the nail; pertaining to the hyponychium.

hyponychium (*hi-pon-ik'-e-um*). See *nail-bed*.

hyponychon (*hi-pon'-ik-on*) [*hypo-*; ὄνυξ, nail]. An ecchymosis under the nail.

hypoparathyroidism (*hi-po-par-ah-thi'-royd-izm*). Hypoparathyrosis.

hypoparathyrosis (*hi-po-par-ah-thi-rō'-sis*). A pathological state brought about by partial loss or insufficiency of parathyroid tissue.

hypopepsia (*hi-po-pep'-se-ah*) [*hypo-*; πέψις, digestion]. Subnormal digestive power.

hypopepsinia (*hi-po-pep-sin'-e-ah*). Diminution in the amount of pepsin secreted by the stomach.

hypophalangism (*hi-po-fa-lan'-jizm*) [*hypo-*; *phalanx*]. Congenital absence of one or more phalanges in a finger or toe.

hypopharyngoscopy (*hi-po-far-in-gos'-ko-pe*) [*hypo-*; *pharynx*; σκοπεῖν, to inspect]. Inspection of the hypopharynx.

hypopharynx (*hi-po-far'-ingks*) [*hypo-*; *pharynx*]. That part of the pharynx which is situated below the beginning of the larynx.

hypophonia (*hi-po-fo'-ne-ah*) [*hypo-*; φωνή, voice]. Partial loss of voice owing to lack of coordination of the muscles concerned in voice production.

hypophoria (*hi-po-fo'-re-ah*) [*hypo-*; φορός, tending]. A tendency of the visual axis of one eye to deviate below that of the other.

hypophosphite (*hi-po-fos'-fīt*) [*hypo-*; *phosphorus*]. A salt of hypophosphorous acid. Those of calcium, iron, manganese, potassium, and sodium are official. **h.s, emulsion of cod-liver oil with** (*emulsum olei morrhuæ cum hypophosphitibus*, U. S. P.), an emulsion made of cod-liver oil, acacia, calcium, potassium, and sodium hypophosphites, syrup, oil of gaultheria, and water. Dose 2 dr. (8 Cc.). **h.s, syrup of** (*syrupus hypophosphitum*, U. S. P.), contains calcium, potassium, and sodium hypophosphites. Dose 2 dr. (8 Cc.). **h.s, syrup of, compound** (*syrupus hypophosphitum compositus*, U. S. P.), contains five hypophosphites, hypophosphorous acid, quinine, and strychnine. Dose 2 dr. (8 Cc.). Both syrups are used in wasting diseases, in scrofula, rickets, etc.

hypophosphorous acid (*hi-po-fos-for'-us*). See *acid, hypophosphorous*. **h. acid, dilute** (*acidum hypophosphorosum dilutum*, U. S. P.). Dose 10–30 min. (0.65–2 0 Cc.).

hypophrasia (*hi-po-fra'-se-ah*) [*hypo-*; φράσις, phrase, utterance]. Meagerness or poverty of speech, as a sign of cerebral disease.

hypophrenia (*hi-po-fre'-ne-ah*) [*hypo-*; φρήν, the mind]. Feeble mindedness.

hypophrenic (*hi-po-fren'-ik*) 1. See *subdiaphragmatic*. 2. Pertaining to hypophrenia. 3. A feeble-minded person.

hypophyseal (*hi-pof-iz'-e-al*). Pertaining to an hypophysis.

hypophysectomize (*hi-pof-e-sek'-to-mīz*) [*hypophysis*; ἐκτομή, excision]. To remove the pituitary body.

hypophysectomy (*hi-pof-is-ek'-to-me*) [*hypophysis*; ἐκτομή, excision]. Surgical removal of the hypophysis cerebri or pituitary body.

hypophysemia (*hi-po-fi-se'-me-ah*) [*hypo-*; φῦσα, air; αἷμα, blood]. Deficiency of gaseous elements in the blood.

hypophyseoprivus (*hi-po-fiz-e-o-pri'-vus*) [*hypophysis*; *privus*, deprived of]. Deficiency of secretion of the pituitary body; dyspituitarism.

hypophysial cachexia. See *cachexia*.

hypophysin (*hi-pof'-is-in*). An organotherapeutic remedy from the hypophysis of the ox. It is used as an adjuvant to iodothyrin in the treatment of akromegaly. Dose 2–5 gr. (0.1–0.3 Gm.) several times daily.

hypophysis (*hi-pof'-is-is*) [*hypo-*; φύειν, to grow]. An outgrowth. **h. cerebri,** the pituitary body.

hypopiesis (*hi-po-pi-e'-sis*) [*hypo-*; πίεσις, a pressing]. Subnormal blood pressure.

hypopinealism (*hi-po-pin'-e-al-izm*). Condition due to lessened secretion of the pineal gland.

hypopituitarism (*hi-po-pit-ū'-ĭt-ar-ĭzm*). A condition due to decreased activity of the anterior lobe of the pituitary body, and marked by increase of fat, atrophy of the genitals, and loss of sexual power.

hypoplasia (*hi-po-pla'-ze-ah*) [*hypo-*; πλάσσειν, to mold]. Defective development of any tissue.

hypoplasty (*hi'-po-plas-te*) [*hypo-*; πλάσσειν, to form]. Diminished formative power.

hypoporosis (*hi-po-po-ro'-sis*) [*hypo-*; πώρος, callus]. Inadequate formation of callus in a bone, after fracture.

hypopraxia (*hi-po-praks'-e-ah*) [*hypo-*; πρᾶξις, doing]. Inactivity; listlessness; inefficiency as a sign or result of cerebral disorder.

hypopselaphesia (*hi-pop-sel-af-e'-ze-ah*) [*hypo-*; ψηλάφησις, touch]. Diminution of sensitiveness to tactile impressions.

hypopsychosis (*hi-po-si-ko'-sis*). Diminution or dulness of thought.

hypoptyalism (*hi-pop-ti'-al-izm*) [*hypo-*; *ptyalism*] A mild or slight ptyalism.

hypopyon (*hi-po'-pe-on*) [*hypo-*; πύον, pus]. A collection of pus in the anterior chamber of the eye.

hypopyum (*hi-po'-pe-um*). Hypopyon.

hypoquebrachine (*hi-po-kweb'-rak-ēn*) [*hypo-*; *quebracho*], $C_{21}H_{26}N_2O_2$. An alkaloid of quebracho, occurring in yellow masses, melting at about 80° C., and soluble in alcohol and ether.

hypoquinidol (*hi-po-kwin'-id-ol*). A proprietary preparation of quinine and phosphorus.

hyporeflexia (*hi-po-re-fleks'-e-ah*). State in which the reflexes are diminished.

hyporrhea (*hi-por-e'-ah*) [*hypo-*; ῥεῖν, to flow]. A slight hemorrhage.

hyposarca (*hi-po-sark'-ah*). See *anasarca*.

hyposcheotomy (*hi-pos-ke-ot'-o-me*) [*hypo-*; ὀσχεον, scrotum; τέμνειν, to cut]. The surgical puncturing of a hydrocele at the lower part of the tunica vaginalis.

hyposcleral (*hi-po-skle'-ral*) [*hypo-*; *sclera*]. Beneath the sclera.

hyposecretion (*hi-po-se-kre'-shun*). Diminished secretion.

hyposialadenitis (*hi-po-si-al-ad-en-i'-tis*) [*hypo-*; σίαλον, saliva; ἀδήν, a gland]. Inflammation of the submaxillary salivary gland.

hyposmia (*hi-pos'-me-ah*) [*hypo-*; ὀσμή, smell]. Diminution of the sense of smell.

hypospadia, hypospadias (*hi-po-spa'-de-ah, hi-po-spa'-de-as*) [*hypo-*; σπᾶν, to draw]. A condition in which the urethra opens upon the under surface of the penis.

hypospadiac (*hi-po-spa'-de-ak*). 1. Pertaining to hypospadias. 2. A person with hypospadias.

hyposphresia (*hi-pos-fre'-ze-ah*) [*hypo-*; ὀσφρησις, smelling]. Diminished sense of smell.

hyposphyxia (*hi-po-sfik'-se-ah*) [*hypo-*; σφύξις, pulse]. Diminished blood pressure with venous stasis and general circulatory sluggishness.

hypostaphylitis (*hi-po-staf-il-i'-tis*) [*hypo-*; σταφυλίς, uvula; ῖτις, inflammation]. Slight inflammation of the uvula.

hypostasis (*hi-pos'-tas-is*) [*hypo-*; *stasis*]. 1. Feces. 2. A settling; also sediment. 3. Deposit. 4. Settling of blood in dependent parts of the body.

hypostatic (*hi-po-stat'-ik*) [see *hypostasis*]. Due to, or of the nature of, hypostasis. **h. congestion.** See *hypostasis* (2). **h. pneumonia.** See *pneumonia, hypostatic.*

hyposthenia (*hi-po-sthe'-ne-ah*) [*hypo-*; σθένος, strength]. Weakness; subnormal strength.

hyposthenant (*hi-po-sthe'-ne-ant*) [*hyposthenia*]. Reducing the strength; lowering the vital forces.

hyposthenic (*hi-po-sthen'-ik*) [*hyposthenia*]. 1. Tendency to, or characterized by, hyposthenia; applied to diseases that are more than ordinarily enfeebling. 2. A medicine that reduces the action of the heart without affecting its rhythm.

hyposthenuria (*hi-po-sthen-ū'-re-ah*) [*hyposthenia; οὖρον*, urine]. 1. Suppression of the urine from inability of the kidney to eliminate. 2. Diminution of solids in the urine.

hypostyptic (*hi-po-stip'-tik*) [*hypos-*; στυπτικός, astringent]. 1. Moderately or mildly styptic. 2. A mildly styptic medicine.

hyposulphite (*hi-po-sul'-fit*). A salt of hyposulphurous acid.

hyposynergia (*hi-po-sin-er'-je-ah*) [*hypo-*; συνεργία, cooperation]. Defective coordination.

hyposystole (*hi-po-sis'-to-le*) [*hypo-*; *systole*]. A weak systole.

hypotaxia (*hi-po-taks'-e-ah*) [*hypo-*; τάξις, arrangement]. A condition of weakened or imperfect coordination.

hypotension (*hi-po-ten'-shun*) [*hypo-*; *tensio*, a stretching]. Diminished or abnormally low tension; hypotonia.

hypotensive (*hi-po-ten'-siv*). Characterized by a low blood-pressure.

hypothalamus (*hi-po-thal'-am-us*) [*hypo-*; θάλαμος, thalamus]. A group of prominences and aggregations of ganglia lying on the ventral side beneath the thalamus. Syn., *subthalamus*.

hypothenar (*hi-poth'-en-ar*) [*hypo-*; θέναρ, palm]. The fleshy eminence on the palm of the hand over the metacarpal bone of the little finger. Also, the prominences on the palm at the base of the fingers.

hypothermal (*hi-po-ther'-mal*) [see *hypothermia*]. Slightly hot; tepid.

hypothermia, hypothermy (*hi-po-ther'-me-ah, hi-po-ther'-me*) [*hypo-*; θέρμη, heat]. Subnormal temperature; deficiency in the heat of the body.

hypothesis (*hi-poth'-es-is*) [*hypo-*; θέσις, a position]. A supposition set forth for discussion or demonstration. A theory assumed as true.

hypothrepsia (*hi-po-threp'-se-ah*) [*hypo-*; τρέφειν, to nourish]. Deficient nutrition.

hypothymia (*hi-po-thi'-me-ah*). Despondency; depression of spirits.

hypothyreosis, hypothyroidation, hypothyroidea, hypothyroidism. Deficient functional activity of the thyroid gland.

hypothyroidism (*hi-po-thi'-roid-izm*). A morbid condition attributed to deficient activity of the thyroid gland.

hypothyrosis (*hi-po-thi'-ro-sis*). Reduced functional activity of the thyroid gland.

hypotonia, hypotonus (*hi-po-to'-ne-ah, hi-pot'-o-nus*) [*hypo-*; τόνος, tension]. Decrease of normal tonicity or tension; especially diminution of intraocular pressure.

hypotonic (*hi-po-ton'-ik*). 1. Below the normal strength or tension 2. Less than isotonic. **h. diathesis,** "a particular condition or habit of body predisposing to a loss of tone in the musculature of the alimentary canal, and commonly associated with a low position of the abdominal viscera." (R. Hutchinson.)

hypotoxicity (*hi-po-toks-is'-it-e*) [*hypo-*; τοξικον, poison]. A reduced toxicity.

hypotrichosis (*hip-o-trik-o'-sis*) [*hypo-*; θρίξ, hair]. A rare congenital anomaly, of entire absence of hair or growth delayed beyond the normal time.

hypotrophy (*hi-pot'-ro-fe*) [*hypo-*; τρέφειν, to nourish]. Defective nutrition.

hypotropia (*hi-po-tro'-pe-ah*) [*hypo-; τρόπη*, turn]. A squint in which one eye looks downward.

hypotympanic (*hi-po-tim-pan'-ik*). Located beneath the tympanum.

hypo-unit (*hi'-po-ū'-nit*). Trade name of a combination of a hypodermic syringe, needle, and medication, ready for immediate use.

hypouremia (*hi-po-ū-re'-me-ah*) [*hypo-; οὖρον*, urine; *αἷμα*, blood]. Diminution of the urea normally present in the blood.

hypourocrinia (*hi-po-ū-ro-krin'-e-ah*) [*hypo-; οὖρον*, urine; *κρίνειν*, to separate]. A deficient or too scanty secretion of urine.

hypovaria (*hi-po-vār'-e-ah*) [*hypo-; ovary*]. Delayed puberty in girls, due to deficient secretion of the ovaries.

hypovenosity (*hi-po-ven-os'-it-e*) [*hypo-; venosus*, venous]. A condition in which there is incomplete development of the venous system in a given area, resulting in atrophy and degeneration in the muscles.

hypovitaminosis (*hi-po-vi-tam-in-o'-sis*) [*hypo-; vitamin*]. Condition due to want of one of the vitamins.

hypoxanthine (*hi-po-zan'-thin*) [*hypo-; xanthin*], $C_5H_4N_4O$. A nonpoisonous leukomaine. It occurs, accompanying adenin and guanin, in nearly all the animal tissues and organs rich in nucleated cells. In minute quantities it is a normal constituent of urine. It has also been found in plants, seeds, ferments, and wines It is a crystalline body, soluble in cold and boiling water, insoluble in cold alcohol or ether. Hypoxanthine appears to be one of the products formed by the decomposition and successive oxidation of proteid matter previous to the formation of uric acid and urea. It is produced from adenin by the action of nitrous acid. Syn., *sarcine*. **h., test for.** See *Kossel's test for hypoxanthine*.

hypoxemia (*hi-poks-e'-me-ah*) [*hypo-; oxygen; αἷμα*, blood]. Insufficient oxygenation of the blood.

hypsibrachycephalic (*hip-se-brak-e-sef-al'-ik*) [*ὕψι*, high; *βράχυς*, broad; *κεφάλη*, head]. Having a skull which is high and broad.

hypsicephalic (*hip-sis-ef-al'-ik*) [*ὕψι*, high; *κεφαλή*, head]. Having a skull with a cranial index over 75.1°

hypsicephaly (*hip-sis-ef'-al-e*) [*ὕψι*, on high; *κεφαλή*, head]. The condition of a skull with a cranial index of over 75.1°.

hypsiloid (*hip'-sil-oid*) [*ὑψσιλον*, the Greek letter *υ*, *u*; *εἶδος*, resemblance]. Hyoid.

hypsistaphylia (*hip-se-staf-il'-e-ah*) [*ὕψι*, high; *στάφυλη*, uvula]. Condition in which the palatal arch is high and narrow.

hypsistenocephalic (*hip-sist-en-o-sef-al'-ik*). See *hypsicephalic*.

hypsocephalic, hypsocephalous (*hip-so-sef-al'-ik, -us*). See *hypsicephalic*.

hypsocephaly (*hip-so-sef'-al-e*). See *hypsicephaly*.

hypsonosus (*hip-son'-o-sus*) [*ὕψος*, height; *νόσος*, illness]. Mountain-sickness; balloon-sickness; characterized by nausea, headache, epistaxis, etc.

hypsophobia (*hip-so-fo'-be-ah*) [*ὕψος*, height; *φόβος*, fear]. Morbid dread of being at a great height; aerophobia.

hypsopisthius (*hip-so-pis'-the-us*) [*ὕψι*, on high; *ὀπισθιον*, occiput]. Lissauer's term for a skull in which the angle included between the radius fixus and the line joining the hormion and lambda is between 33° and 41°.

hypurgia, hypurgesis (*hi-pur'-je-ah, hi-pur-je'-sis*) [*ὑπουργία, ὑπουργήσις*]. Medical attendance.

hypurgic, hypurgous (*hi-pur'-jik, hi-pur'-jus*). Helping, aiding, administering.

hyrgol, hyrgolum (*hur'-gol, hur'-gol-um*). Colloidal mercury, an allotropic form of solid mercury.

Hyrl's anastomosis or **loop** [Joseph *Hyrtl*, Austrian anatomist, 1811–1894]. An anastomosis, occasionally found, between the two hypoglossal nerves. **H.'s sphincter.** See *Nélaton's sphincter*.

hyssop (*his'-op*) [*ὕσσωπος*, an aromatic plant]. The leaves and tops of *Hyssopus officinalis*, an aromatic stimulant, carminative, and tonic, employed in chronic catarrh of the respiratory tract. Dose of the *fluidextract* 1–2 dr. (4–8 Cc.).

hyster- (*his-ter-*) [*ὑστέρα*, uterus]. Prefix signifying relation to the uterus or to hysteria.

hystera (*his'-ter-ah*) [*ὑστέρα*, womb]. The uterus or womb.

hysteralgia (*his-ter-al'-je-ah*) [*hyster-; ἄλγος*, pain]. Neuralgic pain in the uterus.

hysteranesis (*his-ter-an'-es-is*) [*hyster-; ἄνεσις*, relaxation]. Relaxation and atony of the uterus.

hysteratresia (*his-ter-at-re'-ze-ah*) [*hyster-; ἄτρητος*, imperforate]. An imperforate or impervious condition of the mouth of the womb.

hysterauxesis (*his-ter-awks-e'-sis*) [*hyster-; αὔξησις*, enlargement]. Enlargement of the uterus, normal (as in pregnancy) or abnormal.

hysterectomy (*his-ter-ek'-to-me*) [*hyster-; ἐκτομή*, a cutting out]. Excision of the uterus through the abdomen (*abdominal hysterectomy*) or the vagina (*vaginal hysterectomy*).

hysteredema, hysterœdema (*his-ter-e-de'-mah*) [*hyster-; οἴδημα*, edema]. Edema of the womb-substance.

hysterelcosis (*his-ter-el-ko'-sis*) [*hyster-; ἕλκωσις*, ulceration]. Ulceration of the uterus.

hysteremphysema (*his-ter-em-fis-e'-mah*). See *physometra*.

hysterergia (*his-ter-ur'-je-ah*) [*ὕστερος*, later; *ἔργον*, work]. The after-results of a remedy or method of treatment.

hystereurynter (*his-ter-ū-rin'-ter*) [*hyster-; εὐρύνειν*, to widen]. A metreurynter used for dilating the os uteri.

hystereurysis (*his-ter-ū'-ris-is*). Dilatation of the cervix uteri.

hysteria (*hss-te'-re-ah*) [*ὑστέρα*, womb, from the ancient belief that the condition depended upon uterine disease]. A diseased state of the mind manifesting itself in countless disturbances of the psychic, sensory, motor, and vasomotor functions. The etiology is not definitely known; heredity and mental shock play an important part. All ages and both sexes are subject to the disease, but it is most common in young women. The psychic disturbances consist in increased irritability, tendency to exaggeration, a heightened imagination, hallucinations, and somnambulistic and hypnotic states. Among sensory symptoms are various neuralgias, as clavus, hemicrania, and coccygodynia; anesthesias· hyperesthesias; diminution of the visual field; diplopia; deafness; loss of the sense of taste, etc. The motor symptoms comprise paralyses and contractures of the limbs, tremor, convulsions, catalepsy, aphonia, etc. The chief vasomotor phenomena are cyanosis, cutaneous hemorrhages, and edema. In addition to these symptoms many others are at times noted, as anorexia, vomiting, salivation, polyuria, anuria, etc. **h. major**, hysteroepilepsy. **h. minor**, a mild form of the disease.

hysteriac (*his-te'-re-ak*). An hysterical person.

hysteric, hysterical (*his-ter'-ik, his-ter'-ik-al*). Pertaining to hysteria. **h. ataxia,** a hysterical state marked by loss of sensation in the skin and in the leg muscles. **h. chorea,** a form of hysteria with choreiform movements.

hystericism (*his-ter'-is-izm*) [*hyster-*]. The hysterical diathesis or temperament; proneness to the exhibition of hysterical symptoms.

hystericoneuralgic (*his-ter-ik-o-nū-ral'-jik*). Like neuralgia but of hysterical origin.

hysterics (*his-ter'-iks*). A popular term for the hysterical attack.

hysteriencephalitis (*his-ter-e-en-sef-al-i'-tis*) [*hyster-; ἐγκέφαλον*, brain; *ιτις*, inflammation]. Encephalitis and meningitis following repeated attacks of hysteria

hysteritis (*his-ter-i'-tis*). See *metritis*.

hystero- (*his'-ter-o-*) [*ὑστέρα*, uterus]. A prefix signifying relation to the uterus, or to hysteria

hysterobubonocele (*his-ter-o-bū-bon'-o-sēl*) [*hystero-; βουβωνοκήλη*, an inguinal hernia]. An inguinal hysterocele.

hysterocatalepsy (*his-ter-o-kat'-al-ep-se*) [*hystero-; catalepsy*]. A form of hysteria accompanied by catalepsy.

hysterocele (*his'-ter-o-sēl*) [*hystero-; κήλη*, hernia]. A hernia containing all or part of the uterus.

hysterocleisis (*his-ter-o-kli'-sis*) [*hystero-; κλεῖσις*, closure]. The closure of the uterus by suturing the edges of the os.

hysterocyesis (*his-ter-o-si-e'-sis*) [*hystero-; κύησις*, pregnancy]. Uterine pregnancy.

hysterocystic (*his-ter-o-sist'-ik*) [*hystero-; κύστις*, the bladder]. Relating to the uterus and bladder.

hysterocystocele (*his-ter-o-sis'-to-sēl*) [*hystero-; κύστις*, bladder; *κήλη*, hernia]. Hysterocele complicated by cystocele; hernia of the womb and the bladder, or parts of them.

hysterocystocleisis (*his-ter-o-sist-o-kli'-sis*) [*hystero-; κύστις*, bladder; *κλεῖσις*, closure]. Bozeman's operation for relief of vesicouterovaginal fistula, consisting in turning the cervix uteri into the bladder and suturing it.

hysterocystopexy (*his-ter-o-sist'-o-peks-e*). See *ventrovesicofixation*.

hysterodynamometer (*his-ter-o-din-am-om'-et-er*) [*hystero-; δύναμις*, power; *μέτρον*, a measure]. An apparatus to record the number, intensity, and variations of uterine contractions.

hysterodynia (*his-ter-o-din'-e-ah*) [*hystero-; ὀδύνη*, pain]. Pain in the womb.

hysteroepilepsy (*his-ter-o-ep'-e-lep-se*) [*hystero-; epilepsy*]. A form of hysteria accompanied by convulsions resembling those of epilepsy.

hysteroepileptogenous (*his'-ter-o-ep-il-ep-toj'-en-us*) [*hystero-; epilepsy; γεννᾶν*, to produce]. Producing hysterical epilepsy.

hysterofrenic (*his-ter-o-fren'-ik*) [*hysteria; frænum*, a curb]. Capable of checking an attack of hysteria; opposed to hysterogenic.

hysterogastrorrhaphy (*his-ter-o-gas-tror'-af-e*). See *hysteropexy*.

hysterogenic, hysterogenous (*his-ter-o-jen'-ik, his-ter-oj'-en-us*) [*hystero-; γεννᾶν*, to beget]. Causing or producing a hysterical attack, as *hysterogenic* zones, certain regions pressure upon which excites a hysterical paroxysm.

hysterogeny (*his-ter-oj'-en-e*) [*hystero-; γεννᾶν*, to produce]. The induction of the hysterical state or paroxysm.

hysterography (*his-ter-og'-raf-e*) [*hystero-; γράφειν*, to write]. Examination of the uterus by a roentgenologic picture.

hysteroid (*his'-ter-oid*) [*hystero-; εἶδος*, like]. 1. Resembling hysteria. 2. Pertaining to hystero-epilepsy.

hysterokataphraxis (*his-ter-o-kat-ah-fraks'-is*) [*hystero-; καταφράκτης*, a coat of mail]. An operation for including the uterus within supporting metal structures as a medium of replacement.

hysterol (*his'-ter-ol*). Synonym of borneol isovalerianate.

hysterolaparotomy (*his-ter-o-lap-ar-ot'-o-me*) [*hystero-; λαπάρα*, the abdominal wall; *τέμνειν*, to cut]. Abdominal hysterectomy.

hysterolith (*his'-ter-o-lith*) [*hystero-; λίθος*, stone]. Calculus or stone in the womb.

hysterolithiasis (*his-ter-o-lith-i'-as-is*) [*hystero-; λιθίασις*, the formation of calculi]. The formation of hysteroliths.

hysterology (*his-ter-ol'-o-je*) [*hystero-; λόγος*, science]. The anatomy, physiology, and pathology of the uterus

hysteroloxia (*his-ter-o-loks'-e-ah*) [*hystero-; λοξίος*, oblique]. Oblique displacement or position of the uterus.

hysterolysis (*his-ter-ol'-is-is*) [*hystero-; λύειν*, to loose]. Severing the attachments of the uterus. **h., vaginal,** the operation of detachment of the uterus first from its posterior adhesions and then from its anterior adhesions by posterior and anterior colpotomy and concluding with vaginofixation.

hysteroma (*his-ter-o'-mah*). A fibroid tumor of the uterus.

hysteromalacia (*his-ter-o-mal-a'-se-ah*) [*hystero-; μαλακία*, softness]. Softening of the womb.

hysteromalacoma (*his-ter-o-mal-ak-o'-mah*) [*hystero-; μαλακός*, soft]. Softening of the womb or of any part of it.

hysteromania (*his-ter-o-ma'-ne-ah*) [*hystero-; μανία*, madness]. Hysterical insanity; nymphomania.

hysterometer (*his-ter-om'-et-er*) [*hystero-; μέτρον*, measure]. An instrument for measuring the length of the intrauterine cavity.

hysterometry (*his-ter-om'-et-re*) [*hystero-; μέτρον*, measure]. The measurement of the size of the uterus.

hysteromyoma (*his-ter-o-mi-o'-mah*) [*hystero-; myoma: pl., hysteromyomata*] Myoma or fibromyoma of the uterus.

hysteromyomectomy (*his-ter-o-mi-o-mek'-to-me*) [*hystero-; myoma; ἐκτομή*, excision]. Removal of a fibroid uterus.

hysteromyotomy (*his-ter-o-mi-ot'-o-me*) [*hystero-; μῦς*, muscle; *τέμνειν*, to cut]. Incision into the uterus for removal of a solid tumor.

hysteroncus (*his-ter-ong'-kus*) [*hystero-; ὄγκος*, a tumor]. A tumor or swelling of the uterus.

hysteroneurasthenia (*his-ter-o-nū-ras-the'-ne-ah*) [*hystero-; neurasthenia*]. 1. Neurasthenia resulting from womb-disease. 2. The stage where neurasthenia ceases and hysteria begins.

hysteroneurosis (*his-ter-o-nū-ro'-sis*) [*hystero-; neurosis*]. A reflex neurosis resulting from irritation of the uterus.

hystero-oophorectomy (*his'-ter-o-o-off'-or-ek'-to-me*) [*hystero-; ᾠόφορος*, egg-bearing; *ἐκτομή*, a cutting out]. The surgical removal of the uterus and ovaries together.

hystero-oothecectomy (*his-ter-o-o-o-the-sek'-to-me*). Hystero-oophorectomy.

hystero-ovariotomy (*his-ter-o-o-va-re-ot'-o-me*). See *hystero-oophorectomy*.

hysteroparalysis (*his-ter-o-par-al'-is-is*) [*hystero-; paralysis*]. Paralysis or weakness of the walls of the womb.

hysteropathic (*his-ter-o-path'-ik*) [*hystero-; πάθος*, disease]. Of the nature of, or pertaining to, hysteropathy.

hysteropathy (*his-ter-op'-ath-e*) [*hystero-; πάθος*, disease]. Any disease or disorder of the uterus.

hysteropexy (*his'-ter-o-peks-e*) [*hystero-; πήξις*, a fastening]. Fixation of the uterus by a surgical operation to correct displacement.

hysterophore (*his'-ter-o-fōr*) [*hystero-; φορός*, bearing]. A form of uterine pessary.

hysterophrenic (*his-ter-o-fren'-ik*) [*hystero-; φρήν*, the mind]. Opposed to hysterogenic.

hysteroplegia (*his-ter-o-ple'-je-ah*) [*hystero-; πληγή*, a stroke]. Same as *hysteroparalysis*.

hysteropnix (*his-ter-op'-niks*) [*hystero-; πνίξ*, suffocation]. Globus hystericus.

hysteropsophy (*his-ter-op'-so-fe*) [*hystero-; ψόφος*, sound, utterance]. The escape of air from the uterus with an audible sound.

hysteropsychopathy (*his-ter-o-si-kop'-ath-e*) [*hystero-; ψυχή*, the mind; *πάθος*, disease]. Mental disorder secondary to disease of the uterus.

hysteropsychosis (*his-ter-o-si-ko'-sis*) [*hystero-; ψυχή*, the mind]. Mental disorder associated with uterine disease.

hysteroptosis (*his-ter-op-to'-sis*) [*hystero-; πτῶσις*, a falling]. Falling or inversion of the uterus.

hysterorrhagia (*his-ter-or-aj'-e-ah*). See *metrorrhagia*.

hysterorrhaphy (*his-ter-or'-a-fe*) [*hystero-; ῥαφή*, suture]. 1. The closure of a uterine incision or rent by suture. 2. Hysteropexy.

hysterorrhea (*his-ter-or-e'-ah*) [*hystero-; ῥοία*, flow]. A discharge from the uterus.

hysterorrhexis (*his-ter-or-eks'-is*) [*hystero-; ῥῆξις*, rupture]. Rupture of the womb.

hysterosalpingo-oophorectomy (*his-ter-o-sal-ping-go-o-of-or-ek'-to-me*). Excision of the uterus, oviducts, and ovaries.

hysterosalpingo-oothecectomy (*his-ter-o-sal-ping-g o- o- o- t h e- s e k'- t o- m e*). Hysterosalpingo-oophorectomy.

hysterosalpingostomy (*his-ter-o-sal-ping-gos'-to-me*) [*hystero-; σάλπιγξ*, a tube; *στόμα*, mouth]. The establishment of a fistula between a Fallopian tube and the uterus.

hysterosalpinx (*his-ter-o-sal'-pingks*) [*hystero-; σάλπιγξ*, a pipe]. A Fallopian tube or oviduct.

hysteroscope (*his'-ter-o-skōp*) [*hystero-; σκοπεῖν*, to view]. A uterine speculum, with a reflector.

hysteroscopy (*his-ter-os'-ko-pe*) [*hystero-; σκοπεῖν*, to examine]. Inspection of the uterus.

hysterospasm (*his'-ter-o-spazm*). Uterine spasm.

hysterostomatome (*his-ter-o-sto'-mat-ōm*) [*hystero-; στόμα*, mouth; *τομή*, section]. A knife for use in hysterostomatomy.

hysterostomatomy, or **hysterostomatotomy** (*his-ter-o-sto-mat'-o-me*, or *his-ter-os-to-mat-ot'-o-me*) [*hystero-; στόμα*, mouth; *τομή*, section]. Surgical incision of the os uteri, or its enlargement by a cutting operation.

hysterosyphilis (*his-ter-o-sif'-il-is*). Hysterical manifestation due to syphilis.

hysterotabetism (*his-ter-o-ta'-bet-izm*). Combined tabes and hysteria.

hysterotokotomy (*his-ter-o-to-kot'-o-me*) [*hystero-; τόκος*, birth; *τομή*, section]. Cesarean operation, or delivery through an incision into the womb.

hysterotome (*his'-ter-o-tōm*). A hysterotomy-knife or cutting-instrument for use in hysterotomy.

hysterotomotocia (*his-ter-o-to-mo-to'-se-ah*) [*hystero-; τομή*, cutting; *τόκος*, birth]. An incision into the womb for removal of fetus; hysterotokotomy.

hysterotomy (*his-ter-ot'-o-me*) [*hystero-; τομή*, a cutting]. 1. Incision of the uterus. 2. Sometimes used as the equivalent of cesarean section, *q. v.* 3. The process of enucleating a uterine fibroid without opening the uterine cavity.

hysterotrachelorrhaphy (*his-ter-o-trak-el-or'-a-fe*) [*hystero-; τράχηλος*, neck; *ῥαφή*, suture]. A plastic operation for the restoration of a lacerated cervix uteri.

hysterotrachelotomy (*his-ter-o-trak-el-ot'-o-me*) [*hystero-; τράχηλος*, neck; *τομή*, section]. Surgical incision of the neck of the womb.

hysterotraumatism (*his-ter-o-traw'-mat-izm*) [*hystero-; τραῦμα*, wound]. Hysterical symptoms due to or following traumatism.

hysterotrismus (*his-ter-o-triz'-mus*) [*hystero-; τρισμός*, a creaking]. Spasm of the uterus.

hystrichiasis (*his-trik-i'-as-is*) [*ὕστριξ*, a hedgehog]. A disease of the hair in which it stands out stiffly like the spines of the hedgehog.

hystriciasis, hystricism (*his-tris-i'-as-is, his'-tris-izm*). 1. A disease of the hairs in which they stand erect. 2. Ichthyosis hystrix.

hystrix (*his'-triks*) [*ὕστριξ*, porcupine]. Same as *ichthyosis hystrix*.

hyther (*hi'-ther*) [*ὕδωρ*, water; *θέρμη*, heat]. The effect of the atmospheric heat and humidity on human beings.

I. The chemical symbol for *iodine*.

i. Abbreviation for *optically inactive*.

iamatology (*i-am-at-ol'-o-je*) [ἴαμα, remedy; λόγος, science]. The science of remedies, or of therapeutics; aceology.

iasis (*i-a'-sis*) [ἴασις, treatment, cure]. Medical or surgical treatment.

-iasis. A termination denoting a process or its result (as *lithiasis* from λίθος, a stone). And see *-osis*.

iatraliptic (*i-at-rah-lip'-tik*) [ἰατρός, physician; ἀλείπτης, an anointer]. Curing by using ointments and frictions.

iatraliptics (*i-at-rah-lip'-tiks*). Same as *iatroleptica, q. v.*

iatreusiology (*i-at-roo-se-ol'-o-je*) [ἰάτρευσις, practice of medicine; λόγος, science]. The science of medical or surgical treatment; therapeutics.

iatreusis (*i-at-roo'-sis*) [ἰάτρευσις, treatment]. Medical or surgical treatment.

iatric (*i-at'-rik*) [ἰατρικός, medical]. Pertaining to the physician or to the science of medicine.

iatro- (*i-at'-ro-*) [ἰάτρός, physician]. A Greek prefix signifying relation to medicine or to physicians.

iatrochemical, iatrochemic (*i-at-ro-kem'-ik-al, i-at-ro-kem'-ik*) [*iatro-; chemistry*]. Pertaining to the obsolete chemical school of therapeutists; spagiric.

iatrochemist (*i-at-ro-kem'-ist*) [*iatro-; chemist*]. A follower of iatrochemical or spagiric doctrines.

iatrochemistry (*i-at-ro-kem'-ist-re*) [ἰατρός, physician; χημεία, chemistry]. 1. The application of chemistry to therapeutics; the treatment of disease by chemical means. 2. The theory that disease and its treatment are explicable on a chemical basis.

iatrol (*i'-at-rol*). Oxy-iodo-methyl-anilide; an odorless and non-toxic antiseptic agent, said to be three times as effective, weight for weight, as iodoform.

iatroleptica (*i-at-ro-lep'-tik-ah*) [*iatro-; ἀλείφειν*, to oil the skin]. The treatment of disease by anointing, friction, and exercise.

iatroliptic (*i-at-ro-lip'-tik*). See *iatraliptic*.

iatrology (*i-at-rol'-o-je*) [*iatro-; λόγος*, science]. The science of medicine; an account of, or treatise on, physicians.

iatrophysics (*i-at-ro-fiz'-iks*) [ἰατρός, physician; φυσικός, pertaining to nature]. 1. The treatment of disease by physical measures. 2. The theory that disease and its treatment are explicable on a materialistic or physical basis. The materialistic explanation of disease; applied especially to an obsolete theory of the seventeenth century that sought to explain physiological and therapeutic facts by means of the principles of physics (dynamics and statics).

iatrosophist (*i-at-ro-sof'-ist*) [*iatro-; σοφός*, skilful]. A physician skilled in the theory of medicine.

iatrotechnics (*i-at-ro-tek'-niks*) [ἰατρός, physician; τέχνη, art]. The art of healing.

ibit (*ib'-it*). See *bismuth oxyiodotannate*.

-ic. A suffix denoting the higher of two valencies assumed by an element, and incidentally in many cases a larger amount of oxygen.

icaja, icaya (*ik'-aj-ah*). An ordeal poison with action similar to nux vomica obtained from the stem of *Strychnos icaja*.

icajine (*ik'-aj-ēn*) [African, *icaja*]. A poisonous alkaloid derived from an African ordeal-drug called *icaja*. It somewhat resembles brucine and is probably derived from some species of *Stroyhanthus*.

ice (*īs*) [AS., *īs*]. Water in its solid state, which it assumes at a temperature of 0° C., or 32° F. It is used externally in the form of applications, and internally as a refrigerant and to combat nausea. **i.-bag, i.-cap, i.-compress,** measures for applying ice to reduce temperature, to lessen inflammatory action, to check hemorrhage, and to relieve pain.

Iceland moss (*īs'-land*). See *cetraria* (2). **I. spar,** a crystalline form of calcium carbonate, having doubly refracting properties, and used in instruments for studying polarized light.

ichnogram (*ik'-no-gram*) [ἴχνος, a track, footstep; γράφειν, to write]. In forensic connection, the record of a footprint.

ichor (*i'-kor*) [ἰχώρ, serum or pus]. An acrid, thin, discharge from an ulcer or wound.

ichoremia, ichoræmia. See *ichorrhemia*.

ichorization (*i-kor-is-a'-shun*) [*ichor*]. The conversion of tissue into ichor.

ichoroid (*i'-kor-oyd*) [*ichor; εἶδος*, form]. Resembling ichor.

ichorous (*i'-kor-us*) [*ichor*]. Resembling or relating to ichor.

ichorrhea (*i-kor-e'-ah*) [ἰχώρ, pus; ῥοία, a flow]. A copious flow of ichor.

ichorrhemia, ichorrhæmia (*i-kor'-e-me-ah*) [*ichor; αἷμα*, blood]. The presence of septic matter in the blood.

ichthalbin (*ik-thal'-bin*). Ichthyol albuminate; used in gastrointestinal diseases. Dose 15–30 gr. (1–2 Gm.) 3 times daily.

ichthargan (*ik-thar'-gan*). A combination of silver and ichthyol-sulphonic acid containing 30% of the former. It is used in acute gonorrhea in injections containing 1–1½ gr. in 8 oz.; irrigation with solutions of 1:4000–1:750.

ichthargol (*ik-thar'-gol*). Trade name of insoluble silver ichthyolate, said to contain 12% of metallic silver.

ichthermol (*ik-ther-mol*). Trade name of mercury ichthyolate, said to contain 24% of metallic mercury.

ichthidin (*ik'-thid-in*) [ἰχθύς, fish]. A substance resembling lardacein, but obtained from the eggs of cyprinoid fishes.

ichthin (*ik'-thin*) [ἰχθύς, fish]. An albuminous substance obtained from the eggs of some fishes, and also from cartilaginous fishes and frogs.

ichthoform (*ik'-tho-form*). Ichthyol formaldehyde; it is used as an intestinal disinfectant, antiphlogistic, and as a vulnerary. Dose 15–20 gr. (1.0–1.3 Gm.) daily.

ichthosin (*ik'-tho-sin*). A compound of ichthyol and eosin used in skin diseases.

ichthulin (*ik-thū-lin*). Same as ichthidin, *q. v.*

ichthydin (*ik'-thid-in*). Same as ichthidin, *q. v.*

ichthyiasis (*ik-the-i'-as-is*). Same as *ichthyosis.*

ichthyism (*ik'-the-izm*). See *ichthysmus.*

ichthyn (*ik'-thin*). Same as ichthidin, *q. v.*

ichthynat (*ik'-thin-at*). Trade name of a solution of ammonium compounds with sulphur in the form of sulphonates, sulphones, and sulphides.

ichthyo- (*ik-the-o-*) [ἰχθύς, fish]. A prefix meaning fish.

ichthyocolla (*ik-the-o-kol'-ah*) [*ichthyo-*; κόλλα, glue]. Isinglass. The air-bladder of the sturgeon, *Acipenser huso*, occurring in horny, translucent, white sheets that form a jelly with hot water. It is a form of gelatin, and is used as a food, for clarifying liquids, and as a test for tannic acid. It forms the basis of English court-plaster (*emplastrum ichthyocollæ*).

ichthyography (*ik-the-og'-ra-fe*) [*ichthyo-*; γράφειν, to write] A description of fishes; ichthyology.

ichthyoid (*ik'-the-oid*) [*ichthyo-*; εἶδος, like]. Fish-like.

ichthyoidin (*ik-thi'-o-din*). Ammonium sulphonate, a thick liquid resembling ichthyol.

ichthyol (*ik'-the-ol*) [*ichthyo-*; *oleum*, oil]. 1. The ammonium or sodium salt of a tarry substance obtained in the distillation of a bituminous mineral containing fossil fish. The chemical formula is $C_{28}H_{36}S_3O_6(HN_4)_2$, or $C_{28}H_{36}S_3O_6Na_2$. It contains about 15% of sulphur, and is used as an alterative and antiphlogistic, especially in eczema, acne, lupus, and other dermal diseases. Internally it has been employed in rheumatism, syphilis, leprosy, tuberculosis, etc. Dose 10–30 gr. (0.65–2.0 Gm.) in 24 hours. 2. Ammonium ichthyol sulphonate, $(NH_4):C_{28}H_{36}S_3O_6$, soluble in water, glycerol, and a mixture of alcohol and ether; freely miscible in oils. Dose as alterative 3–10 min. (0.2–0.65 Gm.) 3 times daily. Application, 5 to 50% ointment; 2% solution in gonorrhea. **i. albuminate.** See *ichthalbin.* **i. formaldehyde.** See *ichthoform.* **i., lithium,** $Li_2C_{28}H_{36}S_3O_6$, a dark-brown mass used in 50% ointment. Syn., *Lithium ichthyol sulphonate.* **i. silver,** ichthargan. **i., sodium.** See *ichthyol* (1). **i., zinc,** zinc ichthyol sulphonate, a black, tarry mass, used in injections.

ichthyology (*ik-the-ol'-o-je*) [*ichthyo-*; λόγος, science]. The science of fishes, their anatomy, distribution, and biology.

ichthyophagous (*ik-the-of'-ag-us*) [*ichthyo-*; φαγεῖν, to eat]. Fish-eating.

ichthyophobia (*ik-the-o-fo'-be-ah*) [*ichthyo-*; φόβος, fear]. A morbid dislike of fish diet.

ichthyosis (*ik-the-o'-sis*) [ἰχθύς, fish]. A chronic skin disease characterized by the development of epidermal plates somewhat resembling the scales of a fish. **i. follicularis,** a form in which the sebum and epithelium are heaped around the orifices of the hair follicles. **i. hystrix,** a form characterized by warty growths, consisting of elongated and hypertrophied papillæ, covered by greatly thickened epidermis. **i. sebacea,** seborrhea. **i. simplex,** the common form of ichthyosis, in which the surface has a tessellated appearance, from being covered with large, finely corrugated, papery scales.

ichthyotic (*ik-the-ot'-ik*) [*ichthyo-*]. Relating to or affected with ichthyosis.

ichthyotomy (*ik-the-ot'-o-me*) [*ichthyo-*; τομή, a cutting]. The dissection or anatomy of fishes.

ichthyotoxicon (*ik-the-o-toks'-ik-on*) [*ichthyo-*; τόξικον, poison]. 1. The toxin present in the serum of certain fishes, as in that of the eel. 2. A general term for the active agent in poisoning by eating fish.

ichthyotoxicum (*ik-the-o-toks'-ik-um*) [*ichthyo-*; τόξικον, poison]. A name loosely given to poisoning from eating the flesh of certain fish, and also to the poisonous principle. It may be a natural poisonous principle or the result of putrefactive fermentation of the substance of the fish. It is probably a ptomaine.

ichthyotoxin (*ik-the-o-toks'-in*). A basic poison generated in fish by growth of bacteria or fungi.

ichthyotoxism (*ik-the-o-toks'-izm*). See *ichthysmus.* Cf. *siguatera.*

ichthysmus (*ik-thiz'-mus*) [ἰχθύς, fish]. Poisoning due to the absorption of mytilotoxin from fish.

ichtol (*ik'-tol*). A proprietary mixture said to consist of lanolin, iodoform, glycerol, phenol, oil of lavender, and oil of eucalyptus, used in skin diseases.

icing-liver. Chronic perihepatitis resulting in the formation of an exudate resembling the icing on a cake.

icon (*i'-kon*) [εἰκών, image]. An image or model.

iconography (*i-kon-og'-ra-fe*) [εἰκών, image; γραφειν, to write]. A description by means of pictorial illustration.

iconolagny (*i-kon-o-lag'-ne*) [εἰκών, image; λαγνεία, lust]. Sexual desires induced by works of art.

icterencephalotyphus (*ik-ter-en-sef-al-o-ti'-fus*) [*icterus*; ἐγκέφαλος, the brain; τῦφος, typhus]. Typhoid fever with marked cerebral symptoms combined with jaundice.

icterepatitis (*ik-ter-ep-a-ti'-tis*) [*icterus*; ἧπαρ, liver; ῖτις, inflammation] Inflammation of the liver with jaundice.

icteric (*ik-ter'-ik*) [*icterus*] Pertaining to or characterized by jaundice. **i. fever,** a form of remittent or relapsing malaria in which jaundice is a marked symptom.

icteritious (*ik-ter-ish'-us*) [*icterus*]. 1. Affected with or resembling icterus. 2. Yellow, as the skin in jaundice.

icteroanemia (*ik-ter-o-an-e'-me-ah*). Jaundice associated with the blood picture of anemia.

icterode (*ik'-ter-ōd*) [ἰκτερώδης, jaundiced]. Icteroid.

icterogen (*ik'-ter-o-jen*) [*icterus*; γεννᾶν, to produce]. A preparation of arsenic, akin to salvarsan, with a special action on the cells of the liver, capable of inducing jaundice.

icterogenic, icterogenous (*ik-ter-o-jen'-ik, ik-ter-oj'-en-us*) [*icterus*; γεννᾶν, to produce]. Causing icterus.

icterohematuria (*ik-ter-o-hem-at-ū'-re-ah*) [*icterus*; *hematuria*]. Jaundice with hematuria.

icterohemoglobinuria (*ik-ter-o-hem-o-glo-bin-ū'-re-ah*). Combined icterus and hemoglobinuria.

icterohepatitis (*ik-ter-o-hep-at-i'-tis*) [*icterus*; *hepatitis*]. Inflammation of the liver combined with jaundice.

icteroid (*ik'-ter-oid*) [*icterus*; εἶδος, form]. Resembling the color of, or having the nature of, jaundice.

icterophthisis (*ik-ter-off'-this-is*) [*icterus*; φθίσις, wasting]. Pulmonary tuberculosis with yellow discoloration of the skin.

icterus (*ik'-ter-us*) [ἴκτερος, jaundice] Jaundice. **i., acholuric,** a condition characterized by more or less pigmentation of the skin, in certain areas or over the whole surface, absence of bile-pig-

ments in the urine and their presence in the blood-serum. **i., diffusion,** that due to the hepatic cells having lost their power of holding back the bile, which consequently diffuses into the fluids of the body. **i. febrilis.** See *Weil's disease.* **i. gravis,** acute yellow atrophy of the liver, an acute disease characterized by jaundice, marked nervous symptoms, diminution in size of the liver, and a rapidly fatal termination. The urine contains bile and crystals of leucin and tyrosin. **i. index,** the index of the bilirubin content of the blood as expressed by comparison of the color of the serum with the color of a 1.10,000 potassium dichromate solution. The normal range is from 4 to 6. From 6 to 15 is the *zone of latent jaundice,* in which the blood holds an amount of bilirubin above the normal without spilling it over into the scleræ or other tissues. With an icterus index above 15 clinical jaundice is present. **i. neonatorum,** that which is sometimes observed in infants during the first few days after birth. The causes are obscure, particularly in the mild form; it may be due to the absorption of biliary pigment from the meconium and its entrance into the circulation through an open ductus venosus; a severe form is due to absence of the large bile-ducts or to septic infection. **i., pancreatic.** 1. A condition arising from stenosis of the pancreatic duct, when the system becomes deluged with pancreatic secretions. 2. That which results from removal of the pancreas. **i. saturninus,** jaundice from lead poisoning.

ictometer (*ik-tom'-et-er*) [*ictus,* stroke; *μέτρον,* measure] An instrument to measure the cardiac impulse.

ictus (*ik'-tus*) [L., "a stroke"]. A sudden attack. **i. epilepticus,** an epileptic fit. **i., laryngeal,** an apoplectiform attack occurring during a severe paroxysm of coughing and passing off in a few seconds. **i. paralyticus,** a paralytic stroke. **i. sanguinis,** apoplexy. **i. solis,** sun-stroke.

id (*ĭδιος,* one's own]. In biology, according to Weismann's theory of the germ-plasm, a vital unit of the third degree, having a definite structure of determinants, which in their turn are made up of biophores; an "ancestral germ-plasm," or unit containing all the primary constituents of the species. Each *id* represents an individuality, and is probably identical with the "microsome" of the nuclear rod. Cf. *idioplasm; idant.*

idant (*id'-ant*) [see *id*]. In biology, according to Weismann's theory of the germplasm, a vital unit of the fourth degree; a group of *ids,* differing from the latter in not being perfectly invariable quantities, but only *relatively* constant, their constitution being modified from time to time, so that the ids which previously belonged to the idant A may later take part in the composition of the idant B or C. A *chromosome* (*chromatosome*) or *nuclear rod,* composed of *vital units* or *ancestral plasms,* termed *ids* or microsomata (*microsomes*).

-ide, -id. A suffix used in chemistry to denote a combination of two elementary substances, or a radical and an element.

idea (*i-de'-ah*) [*ἰδέα,* form or semblance]. A mental representation of something perceived. **i.-chase,** a condition in acute mania in which disconnected ideas and fancies flow rapidly through the mind. It is a term much used by German authors. **i., fixed,** that form of mania in which one dominant idea controls all actions. **i., imperative,** a morbid idea or insane suggestion imperiously demanding notice, the patient often being painfully conscious of its domination over his will.

ideal (*i-de'-al*). Pertaining to an idea. **i. paraplegia,** reflex emotional paraplegia.

ideation (*i-de-a'-shun*) [*ἰδέα,* form or semblance]. The formation of a mental conception; the cerebral action by which, or in accord with which, an idea is formed.

identical (*i-den'-tik-al*) [*idem,* the same]. Being the same; corresponding exactly. **i. points,** corresponding points of the two retinæ, upon which the rays from an object must be focused in order that it may be seen as one.

identification (*i-den-tif-ik-a'-shun*) [see *identical*]. A method of so describing and registering a person by certain physical peculiarities that he or his body may be identified. **i., anthropometric.** See *i., Bertillon system of.* **i., Bertillon** (Alphonse) **system of,** consists in the use of those measurements which depend on skeletal parts remaining practically unchanged after adult life is reached. Syn., *anthropometric identification.* **i., Galton system of,** is based upon imprints of the epidermic patterns found upon the balls of the thumbs and fingers. The records used are the printed impressions of the ten digits placed in definite order upon a card. **i., palm and sole system of,** an extension of the Galton system to the palmar and plantar surfaces.

ideodynamism (*i-de-o-di'-nam-izm*) [*ἰδέα.* idea; *δύναμις,* force]. The domination of an idea; the control exercised by a suggested idea over the subsequent acts of a person who is, or has been, hypnotized.

ideoglandular (*i-de-o-glan'-dū-lar*). Relating to glandular activity as evoked by a mental concept.

ideology (*i-de-ol'-o-je*) [*ἰδέα,* idea; *λόγος,* science]. The science of thought.

ideometabolic (*i-de-o-met-ab-ol'-ik*). Relating to metabolic action induced by some idea.

ideometabolism (*i-de-o-met-ab'-ol-izm*). Metabolism induced by mental causes.

ideomotion (*i-de-o-mo'-shun*) [*ἰδέα,* idea; *motio,* a moving]. Motion or action due to some idea, and neither purely voluntary nor reflex.

ideomotor (*i-de-o-mo'-tor*) [*idea; movere,* to move]. Pertaining conjointly to ideation and movement. **i. center,** that part of the cortex which, influenced by ideation, excites muscular movement. **i. movements,** unconscious movements due to impulses of the mind when the attention is otherwise absorbed.

ideomuscular (*i-de-o-mus'-kū-lar*). Relating to influence exerted upon the muscular system by a mental concept.

ideophrenia (*i-de-o-fre'-ne-ah*) [*idea; φρήν,* mind]. Insanity with marked perversion of ideas.

ideophrenic (*i-de-o-fren'-ik*) [*ἰδέα,* form; *φρήν,* mind]. Relating to, or marked by ideophrenia.

ideoplastic (*i-de-o-plas'-tik*) [*ἰδέα,* idea; *πλάσσειν,* to form]. Giving shape to the ideas; that stage of hypnotism in which the idea impressed on the brain of the subject is translated into action.

ideosynchysia, ideosynchysis (*i-de-o-sin-kiz'-ze-ah, i-de-o-sin'-kis-is*) [*ἰδέα,* idea; *συγχωσις,* a pouring together]. Confusion of ideas; delirium.

ideovascular (*i-de-o-vas'-kū-lar*). Relating to a vascular change resulting from a dominant idea.

idiempresis (*id-e-em-pre'-sis*) [ἴδιος, own; ἔμπρησις, burning] Spontaneous combustion. Also, spontaneous inflammation.

idio- (*id-e-o-*) [ἴδιος, one's own]. A prefix signifying pertaining to one's self, peculiar to the individual.

idioagglutinin (*id-e-o-ag-gloo'-tin-in*) [*idio-*; *agglutinin*]. An agglutinin having a spontaneous origin

idioblast (*id'-e-o-blast*) [*idio-*; βλαστός, offshoot]. 1. In biology, a histological cell having a character different from that of the surrounding cells, owing to a difference either in its form or its contents, *e. g.*, the stellate hair in the interior of the tissue of *Nymphæaceæ*. 2. See *biophore*.

idiocrasia, idiocrasis (*id-e-o-kra'-ze-ah, -kra'-sis*) [*idio-*; κράσις, temperament]. Idiosyncrasy.

idiocrasy (*id-e-ok'-ras-e*). Same as *idiosyncrasy*.

idiocratic (*id-e-o-krat'-ik*). Relating to an idiosyncrasy.

idioctonia (*id-e-ok-to'-ne-ah*) [*idio-*; κτόνος, killing] Self-murder; suicide.

idiocy (*id'-e-o-se*) [ἰδιώτης, a private person]. A congenital condition of mental deficiency, usually accompanied by physical defects, and characterized by an almost total absence of intelligence.

idiogenesis (*id-e-o-jen'-es-is*) [*idio-*; γεννᾶν, to produce]. The origin of idiopathic diseases.

idioglossia (*id-e-o-glos'-e-ah* [*idio-*, γλῶσσα, tongue]. Extremely defective utterance, but one in which the same sound is used to express the same idea, even though the sounds used belong to no known language

idioglottic (*id-e-o-glot'-ik*). Pertaining to idioglossia.

idioheteroagglutinin (*id-e-o-het-er-o-ag-gloo'-tin-in*) [*idio-*; ἕτερος, other; *agglutinin*] An agglutinin in normal blood having the property of agglutinating foreign cells and the blood-corpuscles of other species of animals.

idioheterolysin (*id-e-o-het-er-ol'-is-in*) [*idio-*; ἕτερος, other; λύειν, to loose] A lysin in normal blood capable of dissolving foreign cells and the blood-corpuscle of another species of animal.

idiohypnotism (*id-e-o-hip'-no-tizm*). Self-induced hypnotism.

idioisoagglutinin (*id-e-o-is-o-ag-gloo'-tin-in*) [*idio-*; ἴσος, equal; *agglutinin*]. An inborn nonhereditary substance present in normal blood, due to interchangeable immunization between mother and fetus

idioisolysin (*id-e-o-is-ol'-is-in*) [*idio-*; *isolysin*]. An inborn, nonhereditary isolysin due to an interchangeable immunization between mother and fetus.

idiologism (*id-e-ol'-o-jizm*) [*idio-*; λόγος, utterance]. A characteristic expression or form of utterance peculiar to any person, especially to an insane person.

idiolysin (*id-e-ol'-is-in*). A lysin found normally in the blood and having a spontaneous origin.

idiometritis (*id-e-o-me-tri'-tis*) [*idio-*; *metritis*]. Inflammation of the parenchymatous substance of the uterus.

idiomiasma (*id-e-o-mi-az'-mah*) [*idio-*; μίασμα, stain, defilement; *pl.*, *idiomiasmata*]. A term for any noxious exhalation from the body.

idiomology (*id-e-o-mol'-o-je*) [ἰδίωμα, a peculiar phraseology, idiom; λέγειν, to speak]. The study of the peculiarities of speech of various races.

idiomuscular (*id-e-o-mus'-kŭ-lar*) [*idio-*; *musculus*, muscle]. Peculiar to muscular tissue; not involving any nerve-stimulus or any function of the organism except those of the muscle itself. **i. contraction**, contraction of a tired or weakened muscle under certain conditions of extraneous stimulus.

idioneurosis (*id-e-o-nū-ro'-sis*) [*idio-*; *neurosis*]. An affection due to some disturbed or abnormal condition of the nerves supplying the affected part; a simple neurosis.

idiopathetic (*id-e-o-path-et'-ik*). Idiopathic.

idiopathic (*id-e-o-path'-ik*) [*idio-*; πάθος, disease]. Not dependent upon another disease or upon a known or recognized cause. **i. anemia**, pernicious anemia. **i. disease**, a self-existing disease.

idiopathy (*id-e-op'-ath-e*) [*idio-*; πάθος, disease]. 1. An idiopathic disease or condition. 2. The fact or quality of being idiopathic.

idiophrenic (*id-e-o-fren'-ik*) [*idio-*; φρήν, mind]. Due to disease of the brain; applied to certain forms of insanity.

idioplasm (*id-'e-o-plazm*) [*idio-*; πλάσμα, a thing formed]. A reproductive substance not contained in the body of the cell, but in the chromosomes of the nucleus, controlling and determining the actual characters of the particular cell, and also those of all of its descendants.

idiopsychology (*id-e-o-si-kol'-o-je*) [*idio-*; ψυχή, soul]. Psychology based upon introspective study of one's own mental acts. Cf. *heteropsychology*.

idioretinal (*id-e-o-ret'-in-al*) [*idio-*; *retina*]. Peculiar or proper to the retina.

idiosome (*id-'e-o-sōm*). See *idioblast*.

idiospasm (*id'-e-o-spazm*) [*idio-*; σπασμος, spasm]. A spasm confined to one part.

idiospastic (*id-e-o-spas'-tik*) [*idio-*; σπαστικός, stretching]. Pertaining to *idiospasm*.

idiosthenia (*id-e-o-sthe'-ne-ah*) [*idio-*; σθένος, strength]. Having innate or spontaneous strength or power.

idiosyncrasia (*id-e-o-sin-kra'-ze-ah*). Same as *idiosyncrasy*.

idiosyncrasy (*id-e-o-sin'-kra-se*) [*idio-*; σύν, together; κρᾶσις, a mingling]. 1. Any special or peculiar characteristic or temperament by which a person differs from other persons. 2. A peculiarity of constitution that makes an individual react differently from most persons to drugs or other influences.

idiosyncratic (*id-e-o-sin-krat'-ik*). Pertaining to idiosyncrasy. **i. coryza**, a synonym of *hay-fever*.

idiot (*id'-e-ot*) [ἰδιώτης, a private person]. A person congenitally almost destitute of intelligence.

idiotcy, idiotism, idiotry (*id'-e-ot-se, id'-e-ot-izm, id'-e-ot-ry*). Same as *idiocy*, *q. v.*

idiotia (*id-e-o'-she-ah*). A state of idiocy; idiotism.

idiotopy (*id-e-ot'-op-e*) [*idio-*; τόπος, place]. Topographic description pertaining to the relation of different parts of the same organ.

idioventricular (*id-e-o-ven-trik'-ŭ-lar*). Pertaining to the ventricle of the heart alone (and not affecting the auricle).

idolum (*id-o'-lum*) [εἴδωλον, an image]. [An illusion or hallucination.

idorgan (*id-or'-gan*) [ἴδιος, own; ὄργανον, an organ]. Haeckel's name for a morphological unit made up of two or more plastids and not possessing the positive characteristics of the stock.

idromania (*id-ro-ma'-ne-ah*) [ὕδωρ, water; μανία, mania]. Hydromania; insane desire for water, or to commit suicide by drowning.

idrosis (*id-ro'-sis*). See *hidrosis*.

igasurine (*ig-as-ū'-rēn*) [Malay, *igasur;* ignatia]. An alkaloid from ignatia, said to be more poisonous than brucine. Its existence as a definite compound has been denied.

igazol (*ig'-az-ol*). A proprietary gaseous antiseptic said to contain iodoform and formaldehyde. It is used in tuberculosis.

ignatia (*ig-na'-she-ah*). St. Ignatius' bean. The seed of *Strychnos ignatii*, containing the alkaloids strychnine and brucine. Its therapeutic effects are similar to those of nux vomica. Dose of the *abstract* ½–1 gr. (0.032–0.065 Gm.): of the *tincture* 2–10 min. (0.13–0.65 Cc.)

ignierstirpation (*ig-ne-eks-ter-pa'-shun*) [*ignis; extirpare*, to root out]. Hysterectomy by cauterization.

ignioperation (*ig-ne-op-er-a'-shun*) [*ignis; operation*]. Operation performed by means of cautery or hot knives.

ignipedites (*ig-ne-ped-i'-tēz*) [*ignis; pes*, foot]. Hot-foot, a disorder marked by an intense burning sensation in the soles of the feet.

ignipuncture (*ig'-ne-punk-tūr*) [*ignis; punctura*, puncture]. Puncture with platinum needles heated to whiteness by the electric current.

ignis (*ig'-nis*) [L.]. Fire. **i. sacer**, erysipelas. **i. sancti Antonii**, Saint Anthony's fire, an old name for erysipelas and for anthrax.

ignition (*ig-nish'-un*) [*ignis*, fire] The process of heating solids, especially inorganic compounds, until all volatile matter has been driven off

Ihle's paste (*i'-leh*). Compound ointment of resorcin containing about 5 % each of resorcin, zinc oxide, and starch, in soft paraffin.

ikota (*ik-o'-tah*) A religious mania occurring among women in Siberia.

I. K. therapy [German *immunkörper*, immune bodies]. Spengler's method of treating tuberculosis.

ileac (*il'-e-ak*) [*ileum*]. Pertaining to ileus. **i. passion**, a disorder marked by severe griping pain, fecal vomiting, with spasm of the abdominal muscles. Syn., *ileus*.

ileadelphus (*il-e-ad-el'-fus*). See *iliadelphus*.

ileectomy (*il-e-ek'-to-me*) [*ileum; ἐκτομή*, a cutting out]. Excision of the ileum.

ileitic (*il-e-it'-ik*). Pertaining to or affected with ileitis.

ileitis (*il-e-i'-tis*) [*ileum; ιτις*, inflammation]. Inflammation of the ileum.

ileo- (*il-e-o-*). A prefix signifying relation to the ileum.

ileocecal (*il-e-o-se'-kal*) [*ileo-; cecum*]. Pertaining to both ileum and cecum. **i. fossa**, a depression in the lower part of the small intestine at the base of the vermiform process. **i. valve**, a valve, consisting of two folds of mucosa, that guards the passage between the ileum and cecum.

ileocecum (*il-e-o-se'-kum*). The ileum and cecum regarded as one.

ileocleisis (*il-e-o-kli'-sis*) [*ileo-; κλεισις*, to lock]. Obstruction or closure of the ileum.

ileocolic (*il-e-o-kol'-ik*) [*ileo-; colon*]. Pertaining conjointly to the ileum and the colon.

ileocolitis (*il-e-o-ko-li'-tis*) [*ileo-; colon; ιτις*, inflammation]. Inflammation of the ileum and the colon.

ileocolonic (*il-e-o-kol-on'-ik*). See *ileocolic*.

ileocolostomy (*il-e-o-ko-los'-to-me*) [*ileo-; colon; στόμα*, mouth]. The establishment of an artificial communication between the ileum and the colon.

ileocolotomy (*il-e-o-ko-lot'-o-me*) [*ileo-; colon; τέμνειν*, to cut]. A surgical operation on the ileum and colon.

ileodicliditis (*il-e-o-dik-lid-i'-tis*) [*ileo-; δίκλις*, valve; *ιτις*, inflammation]. Inflammation of the ileocecal valve.

ileoileostomy (*il-e-o-il-e-os'-to-me*) [*ileo-; στόμα*, mouth]. The operation of establishing an artificial communication between two different parts of the ileum.

ileology (*il-e-ol'-o-je*) [*εἵλειν*, to roll; *λόγος*, science]. The anatomy, physiology, and pathology of the ileum.

ileoparietal (*il-e-o-par-i'-et-al*). Relating to the walls of the ileum.

ileopisolitis (*il-e-o-pis-o-li'-tis*) [*sleo-; pisum*, a pea; *ιτις*, inflammation]. Inflammation of Peyer's patches or glands.

ileoproctostomy (*il-e-o-prok-tos'-to-me*) [*ileo-; πρωκτός*, rectum; *στόμα*, mouth]. The surgical formation of a fistula between the ileum and rectum.

ileorectostomy (*il-e-o-rek-tos'-to-me*). See *sleoproctostomy*.

ileosigmoidostomy (*il-e-o-sig-moid-os'-to-me*). The surgical formation of a fistula between the ileum and sigmoid flexure.

ileostomy (*il-e-os'-to-me*) [*ileo-; στόμα*, mouth]. The surgical formation of a passage through the abdominal wall into the ileum, or from the ileum to some other hollow organ.

ileotomy (*il-e-ot -o-me*) [*ileo-; τέμνειν*, to cut]. Incision of the ileum through the abdominal wall

ileotyphus (*il-e-o-ti'-fus*) [*ileo-; typhus*]. Enteric or typhoid fever.

iletin (*i'-let-in*). Same as *insulin, q. v.*

ileum (*il'-e-um*) [*εἵλειν*, to roll]. The lower portion of the small intestine, terminating in the cecum.

ileus (*il'-e-us*) [*ἰλιός*, a severe kind of colic]. Ileac passion; intestinal obstruction.

ilex (*i'-leks*). Holly.

ilia (*il'-e-ah*) [L.: *pl.*, of *ilium*]. The iliac bones; the flanks or loins.

iliac (*il'-e-ak*) [*ileum*]. Pertaining to the ilium or to the flanks. **i. artery.** See under *artery*. **i. crest**, the upper free margin of the ilium to which the abdominal muscles are attached. **i. fascia**, the fascia lining the posterior part of the abdominal cavity and covering the psoas and iliacus muscles. **i. fossa.** See *fossa, iliac*. **i. muscle.** See *iliacus* under *muscle*. **i. passion.** See *ileac passion*. **i. region**, the region external to the hypogastric region. See *abdomen*.

iliaco- (*il-i'-ak-o-*) [*ilia*, the loins]. A prefix signifying relation to the loins. **i.-femoral**, relating to the ilium and the femur. **i.-trochanteric**, relating to the ilium and the great trochanter of the femur.

iliacus (*il-i'-ak-us*). See *muscles, table of*.

iliadelphus (*il-e-ad-el'-fus*) [*ilia; ἀδελφός*, brother]. A monstrosity double from the pelvis upward.

ilial (*il'-e-al*). See *iliac*.

ilicin (*il'-is-in*) [*ilex*, the holm-oak]. A crystalline febrifugal principle from the leaves of *Ilex aquifolium*.

ilien (*il'-e-en*) [*ilia*, the loins]. Belonging to the ilium in itself.

ilio- (*il-e-o-*). A prefix denoting relation to the ilium.

iliocapsularis muscle (*il-e-o-kap-sū-lār'-is*). Some of the fibers of the iliacus muscles, inserted into the capsule of the hip-joint.

iliococcygeal (*il-e-o-kok-sij'-e-al*). Pertaining to the ilium and the coccyx **i. muscle,** some fibers of the levator ani muscle inserted into the coccyx.

iliocolotomy (*il-e o-ko-lot'-o-me*) [*ilio-, colon, τομή,* a cutting] Incision of the colon in the iliac region

iliocostal (*il-e-o-kos'-tal*) [*ilio-, costa,* rib] Pertaining to the ilium and ribs See *muscles, table of*

iliocostalis (*il-e-o-kos-ta'-lis*) Iliocostal See *muscles, table of*

iliodorsal (*il-e-o-dor'-sal*) [*ilio-, dorsum,* the back] Relating to the dorsal surface of the ilium

iliofemoral (*il-e-o-fem'-or-al*) [*ilio-, femur*]. Pertaining conjointly to the ilium and the femur **i. ligament.** See *ligament, iliofemoral*

iliohypogastric (*il-e o-hi po gas'-trik*) [*ilio , hypogastric*] Pertaining conjointly to the ilium and the hypogastrium **i. nerve** See *nerves, table of*

ilioinguinal (*il-e-o-in'-gwin'-al*) [*ilio- inguen,* groin] 1 Pertaining to the ilium and the groin 2 Lying partly within the iliac and partly within the inguinal region

iliolumbar (*il-e-o lum'-bar*) Pertaining to the iliac and lumbar regions

iliolumbocostoabdominal (*il-e-o-lum-bo-kos-to-abdom'-in-al*) Pertaining to the iliac, lumbar, costal, and abdominal regions

iliopectineal (*il-e-o-pek-tin-e'-al*) [*ilio-; pecten,* comb] Pertaining conjointly to the ilium and the pubes **i. line.** See *line, iliopectineal.*

iliopelvic (*il-e-o-pel'-vik*) Pertaining to the iliac region and the pelvis

ilioperoneal (*il-e-o-per-o-ne'-al*) Relating to the ilium and the peroneal region

iliopsoas (*il-e-o so'-as*) [*ilio , ψόα,* loin] Pertaining conjointly to the ilium and the loins **i. muscle,** the psoas and iliacus muscles considered as a single muscle

iliosacral (*il-e-o-sa' kral*) Relating to the ilium and the sacrum

iliosciatic (*il e-o-si-at'-ik*) Relating to the ilium and the ischium **i. notch,** the sacrosciatic notch

ilioscrotal (*il-e-o-skro'-tal*) Relating to the ilium and the scrotum

iliospinal (*il e-o-spi'-nal*) Pertaining to the ilium and the spinal column

iliotibial (*il-e-o tib'-e al*) [*ilio-, tibia*] Pertaining to or connecting the ilium and the tibia **i. band,** a thickened portion of the fascia lata extending from the outer tuberosity of the tibia to the iliac crest

iliotrochanteric (*il-e-o-tro-kan-ter'-ik*) Pertaining to the ilium and the great trochanter of the femur

ilium (*il'-e um*) [L.] 1 The flank 2 The superior broad portion of the os innominatum, properly the os ilii

ill (*il*) Sick, diseased, unwell

illacrimation (*il-lak-rim-a'-shun*) [*lacrima,* a tear] Same as *epiphora*

illaqueation (*il-ak-we-a'-shun*) [*illaqueare,* to insnare] A method of changing the direction of misplaced cilia by withdrawing them by means of a loop through an opening in the tissue of the lid

illegitimacy (*il-e-jit'-im-a-se*) [*in,* not, *legitimus,* according to law] The condition of being unlawful or not legitimate

illegitimate (*il-e-jit'-im-at*) [*in,* not, *legitimus,* according to law] Not in accordance with statutory law **i. child,** one born out of lawful wedlock, a bastard

illicium (*il-is'-e-um*) [*illicere,* to entice] Star-anise The fruit of *Illicium verum* or *Illicum anisatum,* of the natural order *Magnoliaceæ.* It is the source of star-anise *I. religiosum* and *I parviflorum* are poisonous

illinition (*il-in-ish'-un*) [*illinere,* to smear] Inunction

Illinium (*il-lin'-e-um*) [State of *Illinois*] A new chemical element recently (1926) discovered Its atomic number is 61, which places it between Neodymium and Samarium

illumination (*il-u-min a'-shun*) [*illuminare,* to make light] 1 The act of illuminating or lighting up 2 The quantity of light thrown on an object **i , axial,** illumination by light conveyed in the direction of the axis of the microscope **i , central,** in microscopy, an illumination produced by the rays of light reflected from the mirror passing perpendicularly through the object on the stage **i., critical,** in microscopy, an illumination in which the lamp-flame is focused on the object **i., dark ground,** a method by which very minute particles are made visible, which could not be seen by ordinary methods The central rays of light are obliterated and the peripheral rays are directed against the objects from the side, specially used in the examination for spirochetes **i , direct,** illumination of an object by light thrown upon it from in front **i., focal,** that in which the light is concentrated on an object by means of a lens or mirror **i., lateral.** See *i , oblique* **i , oblique,** illumination of an object by throwing light upon it obliquely, usually by means of a lens

illuminator, Abbé's See *Abbé's condenser*

illusion (*il u' zhun*) [*illusio,* a mocking] A false interpretation by the mind of a real sensation

illusional (*il u'-zhun-al*) Of the nature of an illusion

illutation (*il lu-ta'-shun*) [*in,* in, *lutum,* mud] Treatment of disease by the mud-bath.

im-. A prefix used in chemistry to indicate the bivalent group NH

ima (*i' mah*) [*im-us, -a, -um,* lowest, deepest] The lowest as *thyroidea ima,* the lowest thyroid artery.

image (*im' ăj*) [*imago,* a likeness] 1 A more or less accurate representation of an object. 2 The picture of an object formed by rays of light reflected, refracted, or passed through a small aperture **i s, after-.** See *after-images* **i., direct, i., erect,** a picture obtained from rays that have not yet come to a focus **i , false.** See under *false* **i., inverted,** one turned upside down Nearly all real images are inverted **i., real,** that formed at the place where the rays meet. **i , virtual,** an apparent image formed in the direction in which the rays enter the eye, the rays not actually converging at the point where the image is seen. The images formed by plane or convex mirrors and by concave lenses, when the object is placed within the principal focus, are virtual

imagination (*im-aj-in-a'-shun*) [*imaginatio,* imagination] The picture-making power of the mind The faculty by which one creates ideas or mental pictures by means of the data derived from experience, ideally revivified, extended, and combined in new forms

imago (*im-a'-go*) [L., *gen , imaginis*] 1. An image 2. The final, adult, or reproductive stage of an insect

imapunga (*im-ap-ung'-gah*) [South African]. A disease occurring to a limited extent among South African cattle closely related in pathology to South African horse-sickness.

imbalance (*im-bal'-ans*) [*in*, not; *bilanx*, a balance]. Lack of balance; lack of the power of keeping the erect position; lack of muscular balance (as between the muscle of the eyes).

imbecile (*im'-bes-il*) [*imbecillis*, weak]. Feeble in mind.

imbecility (*im-bes-il'-it-e*). Mental weakness or defect, similar to that of idiocy, but of less degree. **i., acquired.** Synonym of *dementia præcox*.

imbed (*im-bed'*). In histology, to treat a tissue with some substance, as paraffin or celloidin, which shall give it support during the process of section-cutting.

imbedding (*im-bed'-ing*) [*imbed*]. The fixation of a tissue-specimen in a firm medium, in order to keep it intact during the cutting of thin sections.

imbibe (*im-bīb'*) [*imbibere*, to drink in]. To drink or suck in.

imbibition (*im-bi-bish'-un*) [*in*, in; *bibere*, to drink]. 1. The act of sucking up moisture; the absorption of fluids. 2. That state in which colloidal matter in a more or less solid or rigid condition absorbs water.

imbricated (*im'-brik-a-ted*) [*imbrex*, a tile]. Overlapping, like shingles or tiles on a roof.

imbrication (*im-brik-a'-shun*). Operation for closing wounds or covering deficiencies; it consists in overlapping the space with tissue arranged in layers overlapping one another.

imide, imid (*im'-id*). Any compound of the radical NH united to a divalent acid radical.

imidiode (*im-id'-e-ōd*). Glossy crystals obtained by interaction of paraethoxyphenyl succinimide, iodine, and potassium iodide in the presence of acetic acid; it is used as a wound antiseptic.

imido- (*im'-id-o-*). A prefix denoting an imide.

imidoxanthin (*im-id-o-zan'-thin*). See *guanine*.

imitation (*im-it-a'-shun*) [*imitari*, to imitate]. A production that is similar, to, or a copy of, another object or process. **i., morbid,** the occurrence of a convulsive or mental affection brought about by observing a similar affection in another; mental contagion.

Imlach's fat-plug (*im'-lak*) [Francis *Imlach*, Scotch physician]. A mass of yellowish fat frequently found at the mesial angle of the external inguinal ring, for which it constitutes a landmark during operations.

immaculate (*im-ak'-ū-lāt*) [*in*, not; *macula*, a spot]. Pure; spotless.

immature (*im-at-ūr'*) [*in*, not; *maturus*, ripe]. Unripe; not yet of an adult age or growth.

immediate (*im-e'-de-āt*) [*in*, not; *mediatus*, mediate]. Direct; without the intervention of anything. **i. agglutination.** See *i. union*. **i. auscultation,** that made with the ear against the surface. **i. contagion,** that from personal contact. **i. union,** that by first intention.

immedicable (*im-med'-ik-ab-l*) [*in*, not; *medicare*, to cure]. That which does not yield to medicine or treatment. Incurable.

immersion (*im-er'-shun*) [*in*, in; *mergere*, to dip]. The plunging of a body into a liquid. **i.-bath,** a plunge-bath. **i., homogeneous,** a fluid between the objective of a microscope and the cover-glass, having about the same refractive and dispersive power as the glass. **i.-lens,** a lens, usually of high power, the lower end of which is immersed in a drop of some liquid, such as water or oil, that has nearly the same refractive index as glass, and is placed on the cover-glass of the object under examination.

imminence (*im'-in-ens*) [*imminere*, to overhang]. An impending or menacing. **i., morbid,** the period immediately preceding the incubation stage of a disease.

immiscible (*im-is'-ib-l*) [*in*, not; *miscere*, to mix]. Not capable of being mixed.

immissio (*im-ish'-e-o*) [L.]. Insertion. **i. catheteris.** See *catheterism*. **i, penis,** introduction of the penis into the vagina.

immobilization (*im-o-bil-iz-a'-shun*) [*in*, not; *movere*, to move]. The act of rendering motionless, as *immobilization* of a joint.

immune (*im-ūn'*) [*in*, not; *munis*, serving]. 1. Safe from attack; protected against a disease by a natural or an acquired peculiarity. 2. A person who is protected against any special virus. **i. animal,** an animal in a control experiment rendered immune by inoculation with some antispecific agent. **i. body.** See *body, immune*. **i. opsonins.** See *opsonins, immune* **i. proteins,** substances resulting from combination in the living body of the enzymes of pathogenic bacteria with certain albuminous bodies, probably those derived from the leukocytes. **i. system,** the combination of antigen, amboceptor and complement

immunifacient (*im-ū-ne-fa'-shent*) [*immune; faciens*, making]. Making immune, such as by the use of a prophylactic serum.

immunisin (*im-ū'-nss-in*). Immune body or amboceptor.

immunity (*im-ū'-nit-e*) [see *immune*]. Exemption from disease; the condition of the body wherein it resists the development of morbid processes; resistance to infection. See *Behring's law*. **i., acquired,** that obtained by an individual as the result of active or passive immunity. See *i., active, passive*. **i., active,** that possessed by an individual after recovering from certain infectious diseases; or that induced by direct treatment with filtered or unfiltered cultures resulting in the production in the body of antibacterial or antitoxic substances. **i., antitoxic,** immunity against toxins. **i., congenital, i., natural,** that with which the individual is born. **i., passive,** that conferred by the introduction of antitoxins or vaccines. **i., theory of, Buchner's humoral,** this supposes that a reactive change has been brought about in the integral cells of the body by the primary affection from which there has been recovery, and this change is protective against similar invasions of the same organism. **i., theory of, Chauveau's retention,** proposed that bacteria, instead of removing certain essential food-principles from the body, left within the body certain excretory products, and that the accumulation of these products tended to prevent the subsequent invasion of the same species of bacteria. **i., theory of, Ehrlich's side-chain,** considers the individual cells of the body analogous in a certain sense to complex organic substances, and that they consist essentially of a central nucleus to which secondary atom-groups having distinct physiological functions are attached by side-chains such as chemists represent in their attempts to illustrate the reactions which occur in the building up or pulling down of complex organic substances. The cell, equilibrium is supposed to be disturbed by

injury to any of the physiological atom-groups-as by a toxin, and this disturbance results in an effort at compensatory repair during which plastic material in excess of the amount required is generated and finds its way into the blood. This Ehrlich regards as the antitoxin which is capable of neutralizing the particular toxin to which it owes its origin, if this is subsequently introduced into the blood. In this theory a specific combining relation is assumed to exist between various toxic substances and the secondary atom-groups of certain cellular elements of the body. The atom-groups which, in accordance with this theory, combine with the toxin of any particular disease-germ Ehrlich calls the toxiphoric side-chain. **i., theory of, Emmerich and Löw's,** based upon the conclusion that many bacteria generate enzymes capable of digesting the organism by which they were generated and sometimes other organisms as well. **i., theory of, exhaustion hypothesis,** Pasteur's theory that immunity often afforded to the tissues by an attack of infection or following vaccination against infection is due to an abstraction from the tissues by the organism concerned in the primary attack of something necessary to the growth of the infecting organism. It is opposed to the retention theory of Chauveau. **i., theory of, lateral bond.** See *s., theory of, Ehrlich's side-chain.* **i., theory of, Metchnikoff's phagocytic.** See under *Metchnikoff.*

immunization (*im-ū-nis-a'-shun*) [see *immune*]. The act of rendering immune. **i., Haffkine's method of** (against cholera). The injection of a definite quantity of sterilized culture; 5 days later a small dose, and in 5 days more a larger dose, of the living virulent culture

immunizator (*im-ū-nis-a'-tor*). That which renders immune.

immunize (*im'-ū-nīz*). To give immunity.

immunizing unit. See *unit, serum-.*

immunobiologic viewpoint (*im-u-no-bi-o-loj'-ik*). The consideration of an infectious disease as a pathological vital process; the disease is considered from its very beginning and through its development.

immunochemistry (*im-ū-no-kem'-is-tre*). That branch of chemistry which treats of immunity and the reactions connected therewith.

immunogenic (*im-ū-no-jen'-ik*). Producing immunity.

immunologist (*im-ū-nol'-o-jist*). One versed in the science of immunity.

immunology (*im-ū-nol'-o-je*). That science which is concerned with the study of immunity.

immunoprotein (*im-ū-no-pro'-te-in*). A protein with bacteriolytic power, formed by injecting attenuated bacterial cultures into animals.

immunotoxin (*im-ū-no-toks'-in*). Any antitoxin.

immunotransfusion (*im-ū-no-trans-fū'-zjun*). Mediate or indirect transfusion with the donor's blood immunized *in vitro* by an autogenous vaccine from the patient.

impacted (*im-pak'-ted*). Driven against and retained, as a wedge. See *fracture, impacted.*

impaction (*im-pak'-shun*) [see *impact*]. 1. Concussion. 2. The state of being impacted or fixed in a part, as *impaction* of the feces or *impaction* of a fragment of bone into another fragment. **i., dental,** confinement of a tooth in the jaw so that its eruption is prevented.

impalpable (*im-pal'-pa-bl*) [*in,* not; *palpare,* to feel]. Not capable of being felt; unappreciable by touch. **i. powder,** a powder so fine that its separate particles cannot be felt.

impaludism (*im-pal'-ū-dizm*) [*in,* in; *palus,* a marsh]. Chronic malarial poisoning.

impar (*im'-par*) [*in,* not; *par,* equal]. Odd or unequal, or without a fellow. **i., ganglion,** a small ganglion on the coccyx.

impedance (*im-pe'-dans*). The apparent resistance of a circuit to the flow of an alternating electric current.

imperative (*im-per'-at-iv*) [*imperare,* to command]. Peremptory; absolute; compulsory; binding. **i. conception,** a conception or thought that dominates the actions of an individual, although the falsity of the conception may be recognized.

imperception (*im-per-sep'-shun*). Defective perception.

imperforate (*im-per'-for-āt*) [*in,* not; *perforare,* to pierce]. Without opening; not open or pervious, as *imperforate* anus.

imperforation (*im-per-for-a'-shun*) [*in,* not; *perforare,* to bore through]. Occlusion; applied especially to the anus, hymen, vagina, etc.

imperial (*im-pe'-re-al*) [*imperialis,* pertaining to an empire]. Sovereign; commanding. **i.-blue.** Same as *spirit-blue.* **i. drink** or **draft,** potus imperialis, a solution of a half-ounce of potassium bitartrate in three pints of hot water, to which are added four ounces of sugar and half an ounce of fresh lemon-peel. It is a good diuretic and refrigerant drink. **i. granum,** a farinaceous food for infants. Its composition is. Water 5.49, fat 1.01, a trace each of grape-sugar and cane-sugar, starch 78.93, soluble carbohydrates 3.56, albuminoids 10.51, gum, cellulose, etc, 0.50, ash 1.16. **i.-green.** Same as *Schweinfurth-green.* **i.-violet.** Same as *rosanilin-violet.* **i. weights and measures,** those adopted in Great Britain; the old weights and measures in opposition to the metric system. See *Weights and Measures.*

impermeable (*im-per'-me-a-bl*) [*in,* not; *per,* through; *meare,* to go]. Not permitting passage; not capable of being traversed.

impervious (*im-per'-ve-us*) [*in,* not; *pervius,* capable of passage]. Not permitting passage, especially passage of fluids.

impetigination (*im-pe-tij-in-a'-shun*). Lesions of impetigo occurring on a previous skin lesion.

impetiginization (*im-pet-ij-in-i-za'-shun*). Same as impetigination, *q. v.*

impetiginoid (*im-pet-ij'-in-oid*). *Impetiginous, q. v.*

impetiginous (*im-pet-ij'-in-us*) [*impetigo*]. Affected with or resembling impetigo.

impetigo (*im-pet-i'-go*) [*impetere,* to attack]. An acute inflammatory skin disease characterized by discrete, rounded pustules, without itching or other subjective symptoms as a rule. **i. adenosa,** Dr. N. E. Aronstam's (Detroit) term for an acute contagious, febrile, cutaneous disease characterized by glistening pustules containing a yellow fluid and surrounded by a bright yellow zone. There is pain in the joints, protracted vomiting, chills, and enlarged lymph-glands **i. contagiosa,** an acute inflammatory contagious disease, characterized by vesicles or blebs that dry into flat, straw-colored crusts. **i. herpetiformis,** a rare disease of the skin, characterized by the formation of superficial miliary pustules that may be discrete, but tend to form circular groups. It is most common in pregnant women. **i. syphilitica,** a syphilitic eruption having the characters of small flat pustules. **i. variolosa,** that occurring

among the drying up pustules of smallpox.

impetus (*im'-pe-tus*) [L.]. 1. Force or momentum. 2. The onset of a disease, or of a paroxysm.

implacental (*im-pla-sen'-tal*) [*in*, not; *placenta*]. Without a placenta.

implantation (*im-plan-ta'-shun*) [*in*, in; *plantare*, to set]. The act of setting in, as the transplantation of a tooth from the jaw of one person to that of another; the ingrafting of epidermis from the skin of one person upon the body of another; the repair of a wounded intestine by uniting the divided ends. **i., hypodermic**, the introduction of a medicine under the skin. **i., parenchymatous**, the introduction of remedial agents into a neoplasm. **i., teratologic**, a monstrosity consisting of an imperfect, joined to a perfect, fetus.

implants (*im'-plants*). Small tubes containing radon which are embedded in tissues with the purpose of having them remain.

imponderable (*im-pon'-der-a-bl*) [*in*, not; *pondus*, weight]. Incapable of being weighed; without weight. **i., fluids**, an ancient term, formerly applied to light, heat, and electricity.

importation (*im-por-ta'-shun*) [*in*, in; *portare*, to carry]. Transference from another locality or foreign country. **i. of disease**, the carrying of the contagion of disease.

impotence (*im'-po-tens*) [*in*, not; *potens*, powerful]. Lack of power, especially lack of sexual power in the man. **i., functional**, impotence due to something wrong with the nervous mechanism of the sexual act. **i., organic**, impotence due to some anatomical defect in the sexual organs **i., psychical**, impotence due to inhibitory influences from the higher nerve centers.

impotency (*im'-po-ten-se*). See *impotence*.

impotentia (*im-po-ten'-she-ah*). Impotence. **i. coeundi**, inability to properly perform the act of copulation. **i. erigendi**, impotence due to lack of erectile power of the penis.

impregnate (*im-preg'-nāt*) [*impregnare*, to make pregnant] 1. To render pregnant 2. To saturate or charge with.

impregnation (*im-preg-na'-shun*) [see *impregnate*]. 1. The act of rendering pregnant; fecundation. 2. The process of saturating with or charging with.

impressio (*im-presh'-e-o*) [L.]. An impression. **i. cardiaca**, a shallow depression on the upper surface of the liver for the heart. **i. colica**, an impression on the under surface of the right lobe of the liver for the hepatic flexure of the colon. **i. duodenalis**, an impression on the liver made by the duodenum. **i. gastrica**, an impression made on the liver by the stomach. **i. pylorica**, an impression made on the liver by the pyloric end of the stomach. **i. renalis**, an impression on the under surface of the liver for the right kidney and suprarenal capsule. **i. suprarenalis**, a depressed area on the liver made by the suprarenal gland.

impression (*im-presh'-un*) [*imprimere*, to press upon]. 1. A hollow or depression. 2. The effect produced upon the mind, the body, or a disease by external influence. 3. A mold made from an imprint of the alveolar process (with teeth) and palate. **i.s, digital**, small roundish pits on the inner surface of the bones of the skull. Syn., *impressiones digitatæ*. **i.s, maternal**, the effects supposed to be produced upon the fetus in the uterus by mental impressions received by the mother during pregnancy. **i.-preparation**, a cover-glass upon which an entire bacterial colony has been fixed by pressing the glass lightly upon the colony. Syn., *Klatsch-präparat*.

impressionable (*im-presh'-un-a-bl*). Readily susceptible to impressions. **i. heart**, the condition of the heart in which it is very liable to functional disturbance.

impressionol (*im-presh'-un-ol*). Trade name of a preparation used by dentists for taking impressions.

impressorium (*im-pres-o'-re-um*) [L.]. The seat of impressions; sensorium.

improcreance (*im-pro'-kre-ans*) [*in*, not; *procreare*, to beget]. The natural or acquired condition of being unable to procreate, *e. g*, after the menopause; removal of the ovaries; lack of spermatozoa.

improcreant (*im-pro'-kre-ant*). Incapable of procreating.

impuberal (*im-pū'-ber-al*) [*in*, not; *pubes*, pubes]. Destitute of hair on the pubes. Not of adult age.

impulse (*im'-puls*) [*impellere*, to drive against]. 1. A push or communicated force. 2. A sudden mental feeling that urges onward to an action. **i., cardiac**, the beat of the heart felt in the fifth intercostal space to the left of the sternum. **i., morbid**, a sudden, almost uncontrollable desire to do an unlawful act.

impulsion (*im-pul'-shun*) [*impellere*, to impel]. The act of driving or urging onward, either mentally or physically.

impunctate (*im-punk'-tāt*) [*in*, not; *punctate*]. Not pricked with dots, not punctate

impurity (*im-pū'-rit-e*) [*in*, not; *purus*, pure or clean]. 1. Want of purity or cleanliness. 2. Adulteration in chemistry, the condition of containing some substance other than that desired. In medicine, a want of clearness in the sounds of the heart, but not sufficient to cause a murmur. 3 The substance which causes uncleanness or adulteration by its presence. **i., respiratory**, the excess of carbon dioxide in the air of a room over that in the outside air.

imputability (*im-pū-tab-il'-it-e*). In legal medicine, that degree of mental soundness that makes one responsible for his own acts.

In. Chemical symbol of *indium*.

in- [L.]. 1. A prefix signifying in or within. 2. A prefix signifying negation 3. A prefix signifying intensive action. 4. [*Is*, fiber], a prefix denoting fibrin or fibrous tissue.

-in. A termination of no precise significance, mostly applied to bodies the structure of which is not yet known. In materia medica the names of *glucosides* and *neutral principles* terminate in *-in*, and are thus distinguished from *alkaloids* which have the termination *-ine*.

inacidity (*in-as-id'-it-e*) [*in-; acidity*]. Want of acidity; applied to deficiency of hydrochloric acid in the gastric juice.

inaction (*in-ak'-shun*). Diminution or lack of response to a stimulus.

inactivate (*in-ak'-tiv-āt*). To render inactive; usually applied to a hemolytic or immune serum the complement of which has been destroyed by heat.

inactivation (*in-ak-tiv-a'-shun*). The destruction of the activity of a body fluid, such as serum.

inactose (*in-ak'-tōs*). An optically inactive vegetable sugar.

inadequacy (*in-ad'-e-kwa-se*) [*in-; adæquare*, to make equal]. Insufficiency. **i., renal**, that

state of the kidney in which it is unable to remove from the blood a sufficient proportion of the effete matters that are normally excreted by it.

inalimental (*in-al-im-en'-tal*) [*in-; alimentum*, food]. Not nourishing; not suitable for food.

inanagenesis (*in-an-aj-en'-es-is*) [Is, fiber; *ἀνά*, again; *γένεσις*, production]. The renewal or regeneration of muscular fiber.

inanaphysis (*in-an-af'-is-is*) [Is, fiber; *ἀνά*, again; *φύσις*, growth]. Same as *inanagenesis*.

inangulate (*in-ang'-ū-lāt*). Having no angles.

inanimate (*in-an'-im-āt*) [*in-; animus*, life]. Not animate; dead; without life.

inanition (*in-an-ish'-un*) [*inanire*, to make empty]. Emptiness; want of food; wasting of the body from starvation.

inappetence (*in-ap'-et-ens*) [*in-; appetere*, to desire]. Loss of appetite.

inarticulate (*in-ar-tik'-ū-lāt*) [*in-; articulus*, a joint] 1. Not jointed or articulated. 2. Vocal sounds not capable of arrangement into syllables, or of being understood.

in articulo mortis (*in ar-tik'-ū-lo mor'-tis*) [L.] At the point of death.

inassimilable (*in-as-im'-il-a-bl*) [*in-; ad*, to, *similare*, to make like]. Incapable of assimilation.

inaxon, inaxone (*in-aks'-on*) [Is, fiber; *ἄξων*, axis] A neuron with a long axon; its axis-cylinder processes for the most part are inclosed within a sheath.

inca bone. The interparietal bone. Syn., *incarial bone, q. v.*

incallosal (*in-cal-o'-sal*) [*in*, priv; *callosum*]. Without a callosum.

incanate, incanous (*in'-kan-āt, in'-kan-us*) [*incanus*, hoary]. Hoary white.

incandescent (*in-kan-des'-ent*) [*incandescere*, to become white-hot]. Glowing; emitting luminous heat-rays; heated to the degree of emitting light. **i. light,** one in which light is produced by the passage of an electric current through a strip of carbon or platinum suspended in a vacuum.

incapsuled (*in-kap'-sūld*) [*in-*, in; *capsula*, a small box]. Inclosed in a capsule; capsulated.

incarcerated (*in-kar'-ser-a-ted*) [*incarcerare*, to imprison]. Imprisoned; held fast, as *incarcerated* hernia.

incarceration (*in-kar-ser-a'-shun*). The imprisonment of a part, as of the placenta.

incarial bone (*in-ka'-re-al*) [Peruvian, *inca*, a prince]. The interparietal bone; usually in adult man a part of the occipital bone. It is called incarial, because, in the skeletons of ancient Peru, the land of the Incas, it is often persistent as a distinct bone.

incarnant (*in-karn'-ant*) [*incarnare*, to make flesh]. 1. Flesh-forming; promoting granulation. 2. A remedy or agent which produces flesh or promotes granulation.

incarnatio (*in-kar-na'-she-o*) [L.]. Conversion into flesh. **i. unguis,** the ingrowing of a nail. See *onychogryphosis*.

incarnation (*in-kar-na'-shun*). 1. Becoming flesh. 2. Granulation.

incarnification (*in-kar-nif-ik-a'-shun*). Same as *incarnation*.

inceal (*in'-se-al*). See *incudal*.

incest (*in'-sest*) [*incestus*, not chaste]. Sexual intercourse between persons of near relationship.

inch. The twelfth part of a foot; it equals 25.39954 millimeters.

incidence (*in'-sid-ens*) [*incidere*, to fall upon]. A falling upon. The direction in which one body strikes another. **i., angle of,** in optics, the angle at which a ray of light strikes a reflecting or refracting surface. **i., line of,** the path of a ray or a projectile. **i., point of,** the point upon which a ray or projectile strikes a reflecting or refracting surface.

incident (*in'-sid-ent*) [see *incidence*]. 1. Falling upon. 2. Same as *afferent*.

incineration (*in-sin-er-a'-shun*) [*in*, in; *cineres*, ashes]. The process of heating organic substances until all organic matter is driven off and only the ash remains; cremation.

incipient (*in-sip'-e-ent*) [*incipiens*, beginning]. Beginning to exist.

incisal (*in-si'-zal*) [*incisio*, a cutting]. Applied to the cutting-edge of incisors.

incised (*in-sizd'*). Cut or notched. **i. wound,** a cleanly cut wound, one made by a sharp-edged instrument.

incision (*in-sish'-un*) [*incisio*, a cutting]. 1. The act of cutting into anything. 2. A wound made with a cutting instrument. **i., confirmatory, i., diagnostic, i., exploratory,** section for diagnostic purposes. **i., crucial,** a cross-shaped incision, consisting of two incisions crossing each other at right angles.

incisive (*in-si'-siv*) [see *incision*]. 1. Cutting 2. Pertaining to the incisor teeth. **i. bone,** that part of the superior maxilla between the two clefts in double harelip. Syn., *intermaxillary bone*.

incisor (*in-si'-zor*) [see *incision*]. 1. Anything that cuts, especially an *incisor* tooth. See under *tooth*. 2. That which supplies the incisor teeth, as the *incisor* nerve.

incisura (*in-si-sū'-rah*) [see *incision*]. A notch; an incision. **i., acetabuli,** the cotyloid **notch. i. cardiaca,** a notch in the anterior **border of the** left lung. **i. cerebelli,** the sulcus **dividing the** cerebellar hemispheres. **i. cerebelli anterior,** the notch separating the hemispheres of the cerebellum in front. **i. cerebelli posterior,** the notch separating the hemispheres of the cerebellum behind. **i. intertragica,** the notch between the tragus and antitragus. **i. Rivini,** notch at the upper border of the inner end of the external auditory meatus. **i. Santorini,** either one of the two notches in the cartilaginous portion of the external auditory meatus **i. temporalis,** the ectorhinal sulcus, a notch half-way between the temporal pole and the uncus. **i. tentorii,** a deep notch in the tentorium cerebelli for the mid-brain.

incisure (*in-si'-zhur*) [see *incision*]. A slit or notch. **i.s. of Lantermann, i.s. of Schmidt,** oblique lines running across the white substance of the internodal segments of medullated nerve-fibers.

inclination (*in-klin-a'-shun*) [*inclinare*, to incline]. 1. A propensity. a leading. 2. The deviation of the long axis of a tooth from the vertical. **i. of uterus,** obliquity of the uterus.

inclinometer (*in-klin-om'-et-er*) [*inclinare; μέτρον*, a measure]. A device for determining the diameter of the eye from the horizontal and vertical lines.

inclusio fœtalis (*in-kloo'-se-o fe-ta'-lis*). See *inclusion, fetal*.

inclusion (*in-kloo'-shun*) [*inclusio*, a shutting up]. 1. The state of being shut in. 2. The act of shutting in. 3. That which is shut in. **i. body,** the granular substance of a red blood-corpuscle, said to be the remnant of a nucleus. **i., fetal,** a monstrosity in which one fetus is

included in and overgrown by the tissues of the other fetus.

incoagulable (*in-ko-ăag'--la-bl*) [*in*, not; *coagulare*, to curdle]. Will not curdle or coagulate.

incoercible (*in-ko-er'-sib-l*). Uncontrollable. **i. vomiting**, pernicious vomiting.

incoherence (*in-ko-hēr'-ens*) [*in*, not; *cohærere*, to cling together]. The quality of being incoherent; absence of connection of ideas or of language; incongruity or inconsequence of diction.

incoherent (*in-ko-he'-rent*) [*in-*; *cohærere*, to stick together]. Disconnected; faulty sequence.

incombustible (*in-com-bus'-tib-l*) [*in*, not; *comburere*, to burn up]. Incapable of burning.

incombustibility (*in-com-bus-tib-il'-it-e*) [*in*, not; *comburere*, to burn up]. The state of being incombustible.

incompatibility (*in-kom-pat-ib-il'-it-e*) [see *incompatible*]. The state of being incompatible. It may be chemic or physiologic or therapeutic. See dose table at end of book.

incompatible (*in-kom-pat'-ib-l*) [*in-*; *compatibile*]. Of two substances, not miscible without chemical change that destroys the usefulness of either or both; nor capable of being administered together on account of antagonistic properties.

incompensation (*in-kom-pen-sa'-shun*). Lack of compensation.

incompetence, incompetency (*in-kom'-pe-tens, in-kom'-pe-ten-se*) [*in-*; *competens*, sufficient]. Incapacity; inadequacy; inability to perform the natural functions. **i. of the cardiac valves**, an imperfect state of the valves of the heart in which they permit the return of blood into the cavity from which it came.

incongruence (*in-kon'-groo-ens*) [*incongruens*, inconsistent]. Lack of congruence. **i., retinal**, lack of correspondence in the situation of the percipient elements of the two retinæ.

incongruity (*in-kon-groo'-it-e*) [*in*, not; *congruere*, to go together]. Absence of agreement or of needful harmony.

inconscient (*in-kon'-she-ent*) [*in*, priv.; *conscius*, aware of] Done without consciousness; applied to impulsive muscular action.

inconstant (*in-kon'-stant*) [*in*, priv.; *constare*, to stand together]. Changeable; not constant.

incontinence (*in-kon'-tin-ens*) [*in-*; *continere*, to contain]. 1. Inability to control the escape of the feces or the urine; involuntary evacuation. 2. Venereal indulgence, lewdness.

incoordination (*in-ko-or-din-a'-shun*). Inability to produce voluntary muscular movements in proper order or sequence.

incorporation (*in-kor-por-a'-shun*) [*in-*; *corpus*, a body]. The process of intimately mixing the particles of different bodies into a practically homogeneous mass.

incrassate (*in-kras'-āt*) [*in*, in; *crassare*, to make thick]. Thickened or swollen.

incrassation (*in-kras-a'-shun*) [*in*, in; *crassus*, thick]. The process of making thick, as by inspissation; enlargement of a part, due to fatness.

increment (*in'-kre-ment*) [*in-*; *crescere*, to grow]. Increase or growth.

incremental (*in-kre-men'-tal*) [*incrementum* growth]. Pertaining to increment or growth. **i. lines.** See *Salter's lines*.

incretion (*in-kre'-shun*). An internal secretion.

incretology (*in-kre-tol'-o-je*) [*incretion*; λόγος, treatise]. Endocrinology.

incretory (*in'-kre-tor-e*). Pertaining to incretion.

incrustation (*in-krus-ta'-shun*) [*in-*; *crusta*, crust]. The formation of a crust, especially a crust-like deposit of mineral salts.

incubation (*in-kū-ba'-shun*) [*in-*; *cubare*, to lie]. 1. The process of sitting upon eggs to favor hatching. 2. The period of a disease between the implanting of the contagium and the development of the symptoms. 3. The process of development of a fecundated ovum. 4. The keeping of a culture in an incubator to obtain the maximum bacterial growth.

incubator (*in'-kū-ba-tor*) [see *incubation*]. A device for the artificial hatching of eggs or for the cultivation of bacteria; a contrivance for rearing prematurely born children.

incubus (*in'-kū-bus*) [L., "nightmare"]. 1. Nightmare. 2. Anciently, a male demon supposed to have sexual connection with sleeping women.

incudal (*ing'-kū-dal*) [*incus*]. Relating to the incus.

incudectomy (*ing-kū-dek'-to-me*) [*incus*, ἐκτομή, a cutting out]. The surgical removal of the incus.

incudiform (*in-kū'-dif-orm*) [*incus*, anvil; *forma*, form]. Shaped like an anvil.

incudius (*ing-kū'-de-us*). The laxator tympani muscle; see under *muscles*.

incudomalleal (*ing-kū-do-mal'-e-al*) [*incus*; *malleus*]. Relating to the incus and the malleus.

incudostapedial (*ing-kū-do-sta-pe'-de-al*) [*incus*; *stapes*]. Relating to the incus and the stapes.

incuneation (*in-kū-ne-a'-shun*) [*incuneatio*, a wedging]. 1. The impaction of a fracture or of the fetal head. 2. The same as *gomphosis*.

incurable (*in-kū'-ra-bl*) [*in-*; *curabilis*, curable]. Not curable.

incurvation (*in-ker-va'-shun*) [*incurvare*, to bend]. The state of being bent or curved in.

incurvorecurved (*in-ker-vo-re-kervd'*). Curved inward and then backward.

incus (*ing'-kus*) [L., "an anvil"]. The middle one of the chain of bones in the middle ear, so termed from its resemblance to an anvil.

incustapedic (*ing-kū-stap-e'-dik*). See *incudostapedial*.

incyclotropia (*in-si-klo-tro'-pe-ah*) [ἐν, in; κύκλος, circle; τροπή, turning] Vertical median superior pole of the eye is constantly turned inward.

in d. Abbreviation for *in dies* [L.] daily.

indagation (*in-da-ga'-shun*) [*indagare*, to trace out]. 1. Close investigation. 2. Digital examination

indecent (*in-de'-sent*) [*indecens*, unbecoming]. Not decent; obscene. **i. exposure.** See *exhibitionism*.

indecision (*in-de-sizh'-un*). Morbid irresolution; want of firmness or of will; abulia or hypobulia.

indehiscent (*in-de-his'-ent*) [*in*, not; *hiscere*, to gap]. In biology, not opening spontaneously.

indentation (*in-den-ta'-shun*) [*in-*; *dens*, a tooth]. 1. A notch, dent, or depression. 2. A condition of being notched or serrated. **i. of tongue**, the notching of the borders of the tongue made by the teeth.

index (*in'-deks*) [L.]. 1. The first or fore-finger. 2. The relation or ratio of one part to another taken as a standard. **i., alveolar**, the degree of prominence of the jaws, measured by the basial-veolar length multiplied by 100 and divided by the basinasal length. When the alveolar index is less than 98, the skull is *orthognathic;* when more than 103, *prognathic;* when intermediate, *mesognathic*. **i., cephalic**, the breadth of a skull multiplied by 100 and divided by its length. When this is below 75, the skull is called *dolichocephalic*, when above 80, it is called *brachy-*

cephalic; between these limits, *mesaticephalic.* **i., cerebral,** the ratio of the greatest transverse to the greatest anteroposterior diameter of the cranial cavity, multiplied by 100. **i., color,** the amount of hemoglobin contained in each red blood corpuscle; the quotient of the hemoglobin percentage divided by the percentage of red cells. **i. of diffusion,** as applied to agar jelly containing stain and other substances—the sum of its diffusion-delaying ingredients subtracted from its diffusion-accelerating constituents added to the quantity of stain in the jelly. **i.-finger,** the first finger. **i., gnathic,** the ratio of the distance between the basion and the alveolar point to the distance between the basion and the nasal point, multiplied by 100. **i., hemorenal salt,** the ratio of the amount of inorganic salts in the urine to that in the blood. **i., length-breadth.** See *i., cephalic.* **i. movement,** See under *movement, forced.* **i., obturator** (of the pelvis), the transverse diameter multiplied by 100 and divided by the vertical diameter. **i., opsonic.** See *opsonic.* **i., palatine,** the ratio of the maximum breadth of the palatine arch to its maximum length. **i., pelvic.** See *pelvic index.* **i., phagocytic.** See *Arneth's leukocyte count.* **i. of refraction,** the ratio of the sine of the angle of incidence to the sine of the angle of refraction when a ray of light passing from one medium to another is refracted. **i., refractive,** the coefficient of refraction **i., thoracic,** the ratio of the anteroposterior diameter to the transverse, expressed in percentage. **i., vertical,** the ratio of the vertical diameter of the skull to the maximum anteroposterior diameter, multiplied by 100. **i., volume,** the relation of the volume of the red corpuscles to their number.

indexometer (*in-deks-om'-et-ur*) [*index; μέτρον,* measure]. An instrument to determine the index of refraction of liquids.

India ink method. A method of making the *Spirochæta pallida* visible under the microscope by means of India ink.

Indian corn (*in'-de-an*). See *zea mays.* **I. hemp.** See *cannabis indica.* **I. method.** See *rhinoplasty, Indian.* **I. poke.** Veratrum viride, *q. v.* **I. sickness,** gangrenous proctitis. **I. tobacco.** See *lobelia.*

India-rubber. See *caoutchouc.*

indican (*in'-dik-an*) [*indigo*]. 1. $C_{26}H_{23}NO_{17}$. A glucoside occurring in indigo-plants, and by the decomposition of which indigo is produced. 2. Potassium indoxyl-sulphate, $C_8H_6NSO_4K$, a substance occurring in urine and sweat, and formed from indol. For tests, see *Jaffé, MacMunn, Obermeyer, Weber.*

indicanemia (*in-dik-an-e'-me-ah*) [*indican; αἷμα,* blood]. The presence of indican in the blood.

indicanidrosis (*in-dik-an-id-ro'-sis*) [*indican; ἱδρώς,* sweat]. The presence of indican in the perspiration.

indicant (*in'-dik-ant*) [*indicare,* to indicate]. 1. Serving as an index or as an indication. 2. A fact or symptom that indicates a certain treatment; an indication.

indicanuria (*in-dik-an-ū'-re-ah*) [*indican; οὖρον,* urine]. Morbid excess of indican in the urine. See *Jaffé, MacMunn, Obermeyer, Weber.*

indication (*in-dik-a'-shun*) [*indicare,* to point out]. That which points out the course of treatment.

indicator (*in'-dik-a-tor*). 1. The index-finger. 2. The extensor indicis muscle. 3. In chemistry, a substance used to show by a color-change when a change of reaction has taken place or a chemical affinity has been satisfied. 4. A mechanism like the hand of a dial to register movements or processes.

indicophose (*in'-dik-o-fōz*). A blue-colored phose.

indifferent (*in-dif'-er-ent*) [*in-; differens,* different]. 1. Not differentiated; not tending to build up tissue, as *indifferent* cells. 2. Not readily acted upon by agents. 3. Neutral.

indifferentism (*in-dif'-er-ent-izm*) [*in,* not; *differens,* different]. Lack of special differentiation.

indigenous (*in-dij'-en-us*) [*indu,* within; *gignere,* to beget]. Native; originating or belonging to a certain locality or country.

indigestion (*in-di-jes'-chun*) [*in-; digerere,* to digest]. Imperfect digestion.

indigitation (*in-dij-it-a'-shun*) [*in-; digitus,* a finger]. 1. A displacement of a part of the intestine by intussusception. 2. Invagination

indiglucin (*in-de-gloo'-sin*) [*indigo; γλυκύς,* sweet]. $C_8H_{10}O_6$. A yellow syrup, one of the decomposition-products of indican.

indigo (*in'-dig-o*) [*ἰνδικόν,* indigo], $C_{16}H_{10}N_2O_2$. A blue pigment formed by the decomposition of the indican contained in various species of *Indigofera* (*Indigofera tinctoria, I. anil, I. argentea*), or in the urine and sweat. **i.-blue,** $C_{16}H_{10}N_2O_2$, a blue pigment from indigo. Syn., *indigotin.* **i.-carmin,** potassium or sodium sulphindigotate, used as a stain in microscopy and as a test for sugar **i.-carmin paper,** paper charged with indigo-carmin and sodium carbonate used as a test for sugar in urine. **i.-red.** See *indirubin.* **i. white,** indigogen, a substance obtained by the reduction of indigo-blue.

indigogen (*in'-dig-o-jen*). See *indigo-white* and *uroxanthin.*

indigotin (*in-dig-o'-tin*). See *indigo-blue.*

indigouria (*in-dig-o-ū'-re-ah*) [*indigo; οὖρον,* urine]. The presence of indigo in the urine; it is due to a decomposition of indican. See *cyanurin.*

indirect (*in-di-rekt'*) [*in-; directus,* straight]. Not direct; not in a direct line; acting through an intervening medium. **i. cell-division.** See *karyokinesis.* **i. vision,** vision by some other part of the retina than the macula.

indirubin (*in-di-roo'-bin*) [*indigo; rubrum,* red], $C_{16}H_{10}N_2O_2$. A substance isomeric with indigo-blue and very similar to it. It is produced by condensing indoxyl with isatin by means of a dilute soda solution. Syn., *indigo-red.* See *Rosenbach, rosin.*

indisposition (*in-dis-po-zish'-un*) [*in-; dispositio,* disposition]. A slight illness not confining the patient to bed.

indium (*in'-de-um*) [*indicum,* indigo, so-called from its indigo-blue spectral line]. A rare metal. Symbol In, atomic weight, 114.8. It is very soft, and resembles lead in its properties. See *elements, table of.*

indoform (*in'-do-form*). Trade name of a preparation containing formaldehyde, salicylic acid and acetylsalicylic acid.

indol (*in'-dol*) [*indigo*], C_8H_7N. A substance produced in pancreatic digestion, in intestinal putrefaction, and in certain bacterial cultures. It occurs in the feces, giving in part their odor, and is eliminated in the urine in the form of indican, being especially increased in intestinal obstruction. See *Baeyer, Nencki, Salkowski.*

indolaceturia (*in-dol-as-e-tū'-re-ah*) [*indol; acetic* acid; *urine*]. Presence of indolacetic acid in the urine, found in intestinal disturbances.

indolemia (*in-do-le'-me-ah*) [Ἰνδός, Indian; λοιμός, pestilence]. Asiatic cholera.

indolent (*in'-do-lent*) [*in*, not; *dolere*, to feel pain]. Sluggish, without pain; applied to ulcers, tumors, etc.

indologenous (*in-dol-oj'-en-us*) [*indol; γεννᾶν*, to produce]. Indolproducing.

indoxyl (*in-doks'-il*) [*indigo; ὀξύς*, sharp]. $C_8H_6(OH)N$. The product derived from indol by oxidation, as it takes place in the liver. **i.-sulphate,** indican, $C_8H_6NSO_4K$, a combination of indoxyl with a sulphate and found in the urine.

indoxylsulphuric acid (*in-doks-il-sul-fū'-rik*). See *acid, indoxylsulphuric,* and *indican.*

indoxyluria *aoks-il-ū'-re-ah*) [*indoxyl; οὖρον*, urine]. Excess of indoxyl in the urine.

induced (*in-dūsd'*) [see *induction*]. 1. Produced by induction, as *induced* electricity. 2. Produced artificially, as *induced* labor.

induction (*in-duk'-shun*) [*inducere*, to lead in] 1. The act of bringing on. 2. The process of drawing general conclusions from special facts. 3. The production of electricity or magnetism in a body by proximity to another body, which is electrified or magnetized, but not in direct contact with it. **i.-balance,** an instrument used for detecting the presence of metallic bodies by the electric disturbance which they cause. **i.-coil,** a wire wound around a bobbin, used for conducting a galvanic current, by means of which electricity is induced in a second coil.

inductogram (*in-duk'-to-gram*). See *skiagram.*

inductometer (*in-duk-tom'-et-er*) [*induction; μέτρον*, a measure]. An apparatus for estimating the degree of electric induction.

inductorium (*in-duk-to'-re-um*) [L., "a covering"]. An apparatus for producing induced currents. **i., DuBois-Reymond's,** an induction apparatus with a primary and secondary coil in which the primary current is never opened, it being short-circuited. It is used in physiological laboratories.

indulin (*in'-dū-lin*). A coal-tar dye, used as a tissue stain in histology.

indulinophil, indulinophile (*in-dū-lin'-o-fil, in-dū-lin'-o-fil*) [*indulin; φιλεῖν*, to love]. Staining with indulin.

indurated (*in'-dū-ra-ted*) [see *induration*]. Hardened, as *indurated* chancre.

induration (*in-dū-ra'-shun*) [*in-; durus*, hard]. Hardening of a tissue or part; the state of being or becoming hard; a hardened mass or lump. **i., black,** the hardened, pigmented condition of the lung in anthracosis. **i., brown,** a form of interstitial pneumonia in which there is, in addition to the new-growth of fibrous tissue, a deposit of altered blood-pigment. **i., fibroid.** See *i., gray,* and *cirrhosis.* **i., gray,** the appearance of the lung in chronic pneumonia, the cut surface being smooth, glistening, gray, and dense **i., red,** an interstitial pneumonia in which the lung is red from congestion.

indurative (*in'-dū-ra-tiv*). Pertaining to induration.

indurescent (*in-dū-res'-ent*). Gradually becoming hardened.

indusium (*in-dū'-ze-um*) [*induere*, to put on: *pl., indusia*]. 1. A membranous covering. 2. The amnion. 3. A marginal layer of gray matter on the corpus callosum, also called *i. griseum.*

-ine. A termination used in forming (1) the names of the elements bromine, chlorine, fluorine, and iodine; (2) the names of the alkaloids. And see *-in.*

inebriant (*in-e'-bre-ant*) [see *inebriety*]. 1. Intoxicant; causing inebriation. 2. An agent that causes inebriation.

inebriation (*in-e-bre-a'-shun*) [see *inebriety*]. The condition of drunkenness.

inebriety (*in-e-bri'-et-e*) [*inebriare*, to make drunk]. Habitual drunkenness.

inedia (*in-e'-de-ah*) [*in*, not; *edere*, to eat]. Synonym of *fasting.*

inemia, inæmia (*in-e'-me-ah*). See *inosemia* (1).

inenucleable (*in-e-nū'-kle-a-bl*) [*in*, not; *enucleare*, to shell out]. Not removable by enucleation.

inert (*in-ert'*) [*iners*, sluggish]. Devoid of therapeutic action.

inertia (*in-er'-she-ah*) [*iners*, inactive]. Sluggishness; inability to move except by means of an external force. In physics, that property of matter by virtue of which it is incapable of changing its condition of rest or motion. **i., uterine,** sluggishness of uterine contractions during labor.

in extremis (*in eks-tre'-mis*) [L.]. At the end; at the last; at the point of death.

infancy (*in'-fan-se*) [*infans*, not able to speak, a little child]. Early childhood **i., diseases of,** those to which infants are peculiarly liable.

infant (*in'-fant*) [*infans*, not able to speak, a little child]. 1. A babe. 2. According to English law, one not having attained the age of 21.

infanticide (*in-fant'-is-id*) [*infant; cædere*, to kill]. 1. The murder of an infant. 2. The murderer of an infant

infantile (*in'-fan-tīl*) [*infant*]. Pertaining to infancy. **i. hernia,** oblique inguinal hernia behind the funicular peritoneal process **i. paralysis,** acute anterior poliomyelitis. **i. uterus,** an undeveloped womb.

infantilism (*in-fant'-il-izm*) [*infantile*]. The persistence of childish characteristics into adult life. **i., Lorain's type of,** represented by an individual small in stature but of the adult type, with pubic and axillary hair wanting, and with fair intelligence. **i., myxedematous,** a type characterized by chubby face, prominent lips and abdomen, rudimentary genitals, high-pitched voice, second dentition retarded or absent, and infantile mental state.

infantorium (*in-fan-to-re-um*). An establishment for the treatment of infants.

infarct (*in'-farkt*) [*infarcire*, to stuff in]. A wedge-shaped area, either of hemorrhage into an organ (*hemorrhagic infarct*), or of necrosis in an organ (*anemic infarct*), produced by the obstruction of a terminal vessel. **i., uric-acid,** the deposition of crystals of uric acid in the renal tubules of the newborn.

infarction (*in-fark'-shun*) [see *infarct*]. The production of an infarct; also the infarct itself.

infect (*in-fekt'*) [*inficere*, to put in, or corrupt]. To communicate or transmit the specific virus or germs of disease.

infectible (*in-fek'-tibl*). Capable of being infected.

infecting (*in-fek'-ting*) [*infection*]. Causing infection, as an *infecting* embolus

infection (*in-fek'-shun*) [*infectio*, from *in*, into; *facere*, to make]. 1. The communication of disease from one body to another, or from one part to another part of the same individual (*autoinfection*). 2. The material conveying the disease; the disease-producing agent. **i.-atrium,** the point of entrance of an infection. **i., concurrent.** See *i., mixed.* **i., consecutive,** septic infection implanted upon an already established morbid process. **i., mixed,** infection by more

than one kind of bacterium at the same time. **i., secondary,** same as *i., consecutive.*

infectiosity (*in-fek-she-os'-it-e*). Infectiousness.

infectious (*in-fek'-shus*) [see *infection*]. 1. Communicating disease. 2. Caused by an infection.

infective (*in-fek'-tiv*) [*infectio*, infection]. Infectious. **i. angioma.** See *angioma serpiginosum.*

infectivity (*in-fek-tiv'-it-e*) [*inficere*, to infect]. Infectiousness; the quality of being infectious.

infecundity (*in-fe-kun'-dit-e*) [*in-; fecundus*, fruitful]. Sterility; barrenness.

inferent (*in'-fer-ent*). Same as *afferent.*

inferior (*in-fe'-re-or*) [comp. of *inferus*, low]. Lower.

inferocostal (*in-fer-o-kos'-tal*) [*inferior; costa*, a rib]. Relating to the lower border of a rib or the region beneath it.

inferofrontal (*in-fer-o-front'-al*) [*inferior; frons*, the forehead]. Relating to the inferior part of the frontal lobe.

inferolateral (*in-fer-o-lat'-er-al*) [*inferus*, low; *latus*, side]. Situated below and to one side.

inferoposterior (*in-fer-o-pos-te'-re-or*) [*inferus*, low; *posterius*, posterior]. Situated backward and below.

infertility (*in-fer-til'-it-e*) [*in*, not; *fertilis*, fertile]. Same as *sterility.*

infestation (*in-fes-ta'-shun*). The state or condition of being infested. The term is used with reference to the presence of animal parasites in or on the human body.

infibulation (*in-fib-ū-la'-shun*) [*in-; fibula*, a clasp]. The operation of fastening the prepuce over the glans penis, or of fastening together the labia of the vagina.

infiltrate (*in'-fil-trāt*) [see *infiltration*]. 1. To ooze into the spaces of a tissue. 2. The substance that has oozed out.

infiltration (*in-fil-tra'-shun*) [*in-; filtrare*, to strain]. 1. The entrance into the tissue-spaces or into the tissue-elements of some abnormal substance or of a normal substance in excess. 2. The material thus deposited. **i.-anesthesia,** local anesthesia from cocaine-injections. **i., calcareous,** the deposit of lime and magnesium salts in the tissues. **i., cellular,** an infiltration of the tissues with round-cells. **i., circumferential,** in surgery, cutting off the area of operation from all nerve communication with surrounding parts by a wall of anesthetizing edema. **i., fatty,** the deposit of fat in the tissues; the presence of oil- or fat-globules in the interior of a cell. **i., glycogenic,** the deposit of glycogen-granules in the cells. **i., pigmentary,** the deposit of pigment in the tissues, derived either from without or from within. **i., purulent,** the presence of scattered pus-cells in a tissue. **i., serous,** an infiltration of the tissues with diluted lymph. **i., tuberculous,** a confluence of tuberculous nodules. **i., urinous,** the effusion of urine into a tissue. **i., waxy,** a deposit of waxy substance.

infinite (*in'-fin-it*) [*in-; finis*, boundary]. Immeasurable or innumerable; unlimited, when compared with any known or conceivable quantity. **i. distance,** a term in optics practically taken as twenty feet. Rays from an object at that distance and entering the eye are practically parallel, as they would be completely if coming from a point at a really infinite distance.

infinitesimalism (*in-fin-it-es'-im-al-izm*) [*infinitus*, boundless]. The doctrine that favors the infinitesimal dilution of drugs with the view of potentizing them, or developing their power over disease.

infirm (*in-ferm'*) [*in-; firmus*, firm]. Weak or feeble.

infirmary (*in-fer'-ma-re*) [*infirmarium*, an infirmary]. A hospital; an institution where ill and infirm persons are maintained during the period of treatment.

infirmity (*in-fer'-mit-e*) [*infirm*]. 1. Weakness; feebleness. 2. A disease producing feebleness.

inflame (*in-flām'*) [*inflammare*, to set on fire]. To undergo inflammation. To become unduly heated and turgid with blood, owing to a morbid condition.

inflammation (*in-flam-a'-shun*) [*inflammare*, to set on fire; to inflame]. A morbid condition with hyperemia, pain, heat, swelling, and disordered function. It is accompanied by overfilling of the blood-vessels, alteration in the blood-vessel walls, outwandering of leukocytes, exudation of plasma, and multiplication of the cells of the surrounding connective tissue. **i., acute,** that in which the processes are active; usually this form is characterized by the cardinal symptoms of inflammation—heat, redness, swelling, and pain. **i., catarrhal,** one occurring on a mucous surface and causing the shedding of its epithelium. **i., chronic,** that in which there is a building-up of new connective tissue. **i., interstitial,** one affecting chiefly the connective tissue of an organ. **i., parenchymatous,** one affecting chiefly the parenchyma of an organ. **i., plastic.** Same as *i., productive.* **i. productive,** that accompanied by the formation of new tissue. **i., reactive,** an inflammation set up around a focus of degeneration to limit the spread of the degenerative process; also the inflammation around a foreign body. **i., specific,** one due to a special microorganism, and characterized by the formation of a tumor-like nodule that tends to degenerate. **i., suppurative,** that attended by the formation of pus. **i., toxic,** that due to poison.

inflammatory (*in-flam'-at-o-re*) [*inflammare*, to inflame]. Pertaining to inflammation.

inflation (*in-fla'-shun*) [*inflare*, to blow up]. Distention with air.

inflected (*in-flek'-ted*) [*in*, in; *flectere*, to bend]. Bent inward or downward.

inflection, inflexion (*in-flek'-shun*). 1 A bending inward. 2. Modification of the pitch of the voice in speaking.

inflexed (*in-flekst'*) [*inflectere*, to bend]. Bent. Same as *inflected.*

influenza (*in-floo-en'-zah*) [Ital., "an influence"]. An epidemic affection characterized by catarrhal inflammation of the mucous membrane of the respiratory tract, accompanied by a mucopurulent discharge, fever, pain in the muscles, and prostration. At times symptoms referable to the gastrointestinal system predominate; at others the symptoms are mainly referred to the nervous system. The cause of the disease is *Bacillus influenzæ*, discovered by Pfeiffer and Canon. Complications are common, pneumonia being the most frequent; pleurisy, otitis media, and neuritis also occur. An occasional sequel is insanity. Syn., *grip; la grippe.*

influenzin (*in-floo-en'-sin*). A proprietary remedy said to be a mixture of phenacetin, caffeine, quinine, salicylate, and sodium chloride; used in influenza.

influx (*in'-fluks*) [*in*, in; *fluere*, to flow]. An inflow. The act of flowing in.

infold (*in-fōld'*). To inclose within folds.
infooted (*in'-foot-ed*). See *intoeing*.
infra- (*in-frah-*) [*infra*, below]. A prefix meaning below or beneath.
infraaxillary (*in-frah-aks'-il-a-re*) [*infra-; axilla*, the armpit]. Below the armpit.
infrabranchial (*in-frah-brang'-ke-al*) [*infra-; branchiæ*, gills]. Beneath or below the gills.
infrabuccal (*in-frah-buk'-al*) [*infra-; bucca*, the cheek]. In molluscs beneath the buccal mass.
infraclavicular (*in-frah-klav-ik'-ū-lar*) [*infra-; clavicula*, the collar-bone]. Below the collar-bone. **i. region,** the space on the chest between the clavicle and the third rib.
infracommissure (*in-frah-com'-is-ūr*) [*infra-; committere*, to unite]. The inferior commissure of the brain.
infraconscious (*in-frah-kon-shus*) [*infra-; conscius*, aware of]. Subconscious.
infraconstrictor (*in-frah-kon-strik'-tor*) [*infra-; constringere*, to bind together]. The inferior constrictor of the pharynx. See *muscles, table of.*
infracortical (*in-frah-kor'-tik-al*) [*infra-; cortex*, a bark]. Lying beneath the cortical substance of the brain or kidney.
infracostal (*in-frah-kos'-tal*) [*infra-; costa*, a rib]. Below the ribs.
infracostales (*in-frah-kos-ta'-lēz*). See *muscles, table of.*
infracotyloid (*in-frah-kot'-il-oid*). Below the cotyloid cavity or acetabulum.
infraction (*in-frak'-shun*) [*in-; fractio*, breaking]. Incomplete fracture of a bone.
infracture (*in-frak'-chur*). Infraction.
infradiaphragmatic (*in-frah-di-af-rag-mat'-ik*) [*infra-; diaphragm*]. Situated below the diaphragm.
infragenual (*in-frah-jen'-ū-al*) [*infra-; genu*, the knee]. Subpatellar.
infraglenoid (*in-frah-gle'-noid*) [*infra-; γλήνη*, cavity; *εἶδος*, likeness]. Located below the glenoid cavity.
infraglottic (*in-frah-glot'-ik*) [*infra-; glottis*]. Below the glottis.
infrahyoid (*in-frah-hi'-oid*) [*infra-; hyoid*]. Situated below the hyoid bone.
infrainguinal (*in-fra-in'-gwin-al*) [*infra-; inguen*, groin]. Below the inguinal region.
infralemniscal (*in-frah-lem'-nisk*) [*infra-; lemniscus*, a pendent ribbon]. Wilder's term for the lower lamina of the lemniscus.
inframammary (*in-frah-mam'-ar-e*) [*infra-; mamma*, the breast]. Situated beneath the mamma. **i. region,** the area on the chest below the sixth rib.
inframandibular (*in-frah-man-dib'-ū-lar*). Below the lower jaw.
inframarginal (*in-frah-mar'-jin-al*). See *submarginal.* **i. convolution,** the inferior temporal gyrus.
inframaxillary (*in-frah-maks'-il-a-re*) [*infra-; maxilla*, the jaw]. Below or under the jaw.
infraoccipital (*in-frah-ok-sip'-et-al*). See *suboccipital.*
infraocclusion (*in-frah-ok-loo'-zhun*). Failure of apposition of one or more teeth when the jaws are closed.
infraorbital (*in-frah-or'-bit-al*) [*infra-; orbita*, orbit]. Beneath or below the floor of the orbit. **i. canal,** the canal in the superior maxillary bone that transmits the infraorbital vessels and nerve. **i. foramen.** See *foramen, infraorbital.*
infrapatellar (*in-frah-pa-tel'-ar*). Pertaining to parts below the patella.
infraprotein (*in-frah-pro'-te-in*). See *metaprotein.*
infrapubic (*in-frah-pu'-bik*). Pertaining to parts below the pubis.
infrarectus (*in-frah-rek'-tus*) [*infra-; rectus*, straight]. The inferior rectus muscle of the eye. See *muscles, table of.*
infrared (*in-frah-red'*). Below or beyond the red end of the spectrum.
infrascapular (*in-frah-skap'-ū-lar*) [*infra-; scapula*]. Below the shoulder-blade.
infraspinatus (*in-frah-spi-na'-tus*). See *muscles, table of.*
infraspinous (*in-frah-spi'-nus*) [*infra-; spina*, a spine]. Beneath a spine, as of the scapula or a vertebra. **i. fascia,** the dense membranous fascia covering the infraspinous muscle. **i. fossa,** the shallow depression on the dorsal surface of the scapula, below the spine, and lodging the infraspinatus muscle. **i. muscle.** See *infraspinatus* under *muscle.*
infrastapedial (*in-frah-sta-pe'-de-al*) [*infra-; stapes*]. Below the stapes.
infrasternal (*in-frah-ster'-nal*) [*infra-; sternum*]. Below the sternum **i. depression,** the depression of the ensiform cartilage.
infratemporal (*in-frah-tem'-po-ral*) [*infra-; tempora*, the temple]. Situated beneath the temporal bone.
infrathoracic (*in-frah-tho-ras'-ik*) [*infra-; thorax*]. Below the thorax.
infratonsillar (*in-frah-ton'-sil-ar*) [*infra-; tonsilla*, the tonsil]. Below the tonsil.
infratrochlea (*in-frah-trok'-le-ah*) [*infra-; trochlea*, a pulley]. Below the trochlea. **i. nerve.** See *nerves, table of.*
infratrochlear (*in-frah-trok'-le-ar*). See *subtrochlear.*
infraturbinal (*in-frah-tur'-bin-al*) [*infra-; turbo*, a wheel, top]. Inferior turbinal. See *bones, table of.*
infraumbilical (*in-frah-um-bil'-ik-al*). Situated below the umbilicus.
infravaginal (*in-frah-vaj'-in-al*) [*infra-; vagina*]. Situated below the vaginal vault.
infriction (*in-frik'-shun*) [*infrictio*, a rubbing in.] The rubbing of a surface with an ointment or liniment.
infundibula (*in-fun-dib'-ū-lah*) [L.]. Plural of *infundibulum, q. v.*
infundibular (*in-fun-dib'-ū-lar*) [*infundibulum*]. Pertaining to a funnel or resembling one; infundibuliform.
infundibuliform (*in-fun-dib-ū'-le-form*) [*infundibulum; forma*, a form]. Funnel-shaped **i. fascia,** the funnel-shaped membranous layer that invests the spermatic cord.
infundibulin (*in-fun-dib'-ū-lin*). An extract of the posterior lobe of the pituitary body.
infundibuloovarian (*in-fun-dib-ū-lo-o-va'-re-an*) [*infundibulum; ovarium*, ovary]. Relating to the oviduct and to the ovary.
infundibulopelvic (*in-fun-dib-ū-lo-pel'-vik*). Relating to the oviduct and the pelvis.
infundibulum (*in-fun-dib'-ū-lum*) [L., "a funnel"]. 1. A funnel-shaped passage or part. 2. The stalk of the pituitary gland. 3 The tube leading from the frontal sinus to the middle meatus of the nose. **i. of brain,** a tubular mass of gray matter attached to the pituitary body. **i. of cochlea,** a small cavity at the end of the modiolus. **i. of ethmoid bone,** a canal connecting the anterior ethmoid cells with the middle meatus of the nose. **i. of heart,** the arterial cone from which the pulmonary artery arises.

i. of kidney, one of the primary divisions of the pelvis of the kidney. **i. of lung,** one of the air-spaces into which a terminal bronchiole divides, and which is composed of an aggregation of air-vesicles. **i. of oviduct,** the cavity formed by the fringes at the ovarian end of an oviduct.

infundin (*in-fun'-din*). Trade name of a preparation of the posterior lobe of the pituitary body.

infused (*in-fūzd'*) [*infundere*, to pour in]. Extracted; steeped. **i. oils.** See *olea infusa*.

infusible (*in-fū'-zib-l*). Incapable of being fused.

infusion (*in-fū'-zhun*) [*infusum*]. 1. The process of extracting the active principles of a substance by means of water, but without boiling. 2. The product of such a process, known in pharmacy as infusum (*q. v.*). 3. The slow injection of liquid into a vein. **i., dural,** the use of the lumbar puncture for immediate applications in cerebrospinal diseases.

infusodecoction, infusodecoctum (*in-fū-zo-de-kok'-shun, -tum*). A combination of a decoction of a substance with an infusion of it.

infusor (*in-fū'-zor*) [L.]. An instrument by means of which water or a medicated liquid may be made to flow slowly into a vein, or into the parenchymatous tissues.

Infusoria (*in-fū-zo'-re-ah*) [*infusum*]. A class of *Protozoa* so called because they often develop in great numbers in organic infusions.

infusoriotoxin (*in-fū-zo-re-o-toks'-in*). A toxin which kills or antagonizes infusoria.

infusum (*in-fū'-sum*) [*in-; fundere*, to pour]. An infusion **i. digitalis** (U. S. P.), infusion of digitalis. Dose 2 dr. (8 Cc.). **i. pruni virginianæ** (U. S. P.), infusion of wild cherry. Dose 2 oz. (60 Cc.). **i. sennæ compositum** (U. S. P.), compound infusion of senna; black draught. Dose 4 oz. (128 Cc.).

ingesta (*in-jes'-tah*) [*in-; gerere*, to carry]. Substances taken into the body, especially foods.

ingestion (*in-jes'-chun*) [*ingesta*] 1. The act of taking substances, especially food, into the body. 2. The process by which a cell takes up foreign matters, such as bacilli or smaller cells.

ingestive (*in-jes'-tiv*). Pertaining to ingestion.

ingestol (*in-jes'-tol*). A proprietary remedy for use in gastric and intestinal diseases Syn., *amarol*.

ingluveosis (*in-gloo-ve-o'-sis*) [*ingluvies*]. Same as *cardiospasm*.

ingluvial (*in-gloo'-ve-al*) [*ingluvies*, the crop]. Pertaining to the ingluvies.

ingluvies (*in-gloo'-ve-ēz*) [L.]. 1. The crop or craw of birds. 2. The rumen of ruminating mammals.

ingluvin (*in'-gloo-vin*) [*ingluvies*]. A preparation obtained from the gizzard of a fowl, *Pullus gallinaceus*, used as a substitute for pepsin and pancreatin, and also in the vomiting of pregnancy. Dose 10–20 gr. (0.65–1.3 Gm.).

Ingrassias, processes of, I., wings of (*in-gras'-e-as*) [Giovanni Filippo *Ingrassias*, Italian physician, 1510–1580]. The lesser wings of the sphenoid bone.

ingravescent (*in-grav-es'-ent*) [*ingravescere*, to become heavier]. Increasing in weight or in severity, as *ingravescent* apoplexy.

ingravidation (*in-grav-id-a'-shun*). See *impregnation*.

ingredient (*in-gre'-de-ent*) [*ingredi*, to step into]. Any substance that enters into the formation of a compound.

ingrowing nail. See *nail, ingrowing*.

inguen (*in'-gwen*) [L.]. The groin.

inguinal (*in'-gwin-al*) [*inguen*]. Pertaining to the groin. **i. canal,** the canal transmitting the spermatic cord in the male and the round ligament in the female. It is situated parallel to and just above Poupart's ligament. **i. glands,** the superficial and the deep glands of the groin. **i. hernia.** See *hernia, inguinal*. **i. ligament,** *Poupart's ligament, q. v.*

inguino- (*in'-gwin-o-*) [*inguen*, the groin]. In composition, pertaining to the groin.

inguinoabdominal. Pertaining conjointly to the groin and the abdomen.

inguinocrural. Relating to the groin and the thigh.

inguinocutaneous. Relating to the integument of the groin.

inguinodynia (*in-gwin-o-din'-e-ah*) [*inguen; ὀδύνη*, pain]. Pain in the groin.

inguinointerstitial (*in-gwin-o-in-ter-stish'-al*) [*inguen; interstitial*]. Within the tissues of the inguinal region.

inguinolabial (*in-gwin-o-la'-be-al*). Relating to the groin and a labium majus.

inguinoscrotal (*in-gwin-o-skro'-tal*). Relating to the groin and the scrotum.

ingulation (*in-gū-la'-shun*) [*in*, into; *gula*, the throat]. The introduction of anything into the throat.

ingurgitation (*in-gur-jit-a'-shun*) [*ingurgitatio*, a swallowing]. 1. The act of swallowing; deglutition. 2. Excess in eating or drinking.

inhalant, inhalent (*in-ha'-lant, -lent*). 1. See *inhalation* (2). 2. Useful for inhalation.

inhalation (*in-ha-la'-shun*) [*inhalare*, to draw in 1. The breathing in of air or other vapor. 2. A medicinal substance to be used by inhalation. **i.-diseases,** those due to the inspiration of air containing dust or any finely divided matter. **i.-therapy,** treatment of a disease by inspiration of medicated vapors

inhale (*in'-hāl*) [*inhalare*, to breathe in]. To inspire or draw air or other vapor into the lungs.

inhaler (*in-ha'-ler*). An instrument for inhaling a gas or vapor.

inherent (*in-her'-ent*) [*in*, to; *hærere*, to cleave]. Innate; natural to the organism.

inheritance (*in-her'-it-ans*). 1. The act of inheriting. 2. Transmitted characteristics. **i., alternative,** 1. Galton's term for an inheritance in which all the characters are derived from one parent; its existence is doubtful. 2. Mendelian inheritance. **i., amphigonous,** of Haeckel, characteristics transmitted from both parents. **i., blending,** Galton's term for that kind of inheritance in which the characters of both parents seem to blend in the offspring. **i., criss-cross,** Morgan's term for that form of inheritance in which maternal characters are transmitted to the sons and paternal characters to the daughters. **i., homochronous,** Haeckel's name for a characteristic in an offspring, shown at an age identical with that in which it was manifest in the parent. **i., homotopic,** of Haeckel, the inheritance of acquired characteristics. **i., particulate,** the reappearance of single peculiarit.es in the offspring. **i., use,** the inheritance of acquired characters; the acquisition by the offspring of changes in the body-cells of the parent.

inherited (*in-her'-it-ed*) [*in*, in, to; *heres*, heir]. Derived from an ancestor. **i. disease,** a disease that has been transmitted to a child by its parent.

inhibit (*in-hib'-it*) [*inhibere*, to check]. To check, restrain, or suppress.

inhibition (*in-hib-ish'-un*) [*inhibere*, to check]. The act of checking or restraining; a restraint.

inhibitor (*in-hib'-it-or*). 1. An agent which suppresses or restrains an action. 2. A nerve whose function is to check or restrain.

inhibitory (*in-hib'-it-o-re*) [see *inhibition*]. Checking; restraining.

inhibitrope (*in-hib'-it-rōp*) [*inhibere*, to check]. An individual in whom certain stimuli cause a partial arrest of function.

inhumation (*in-hū-ma'-shun*) [*inhumare*, to put in the ground]. Burial of the dead in the ground.

iniac, inial (*in'-e-ak, in'-e-al*) [*inion*]. Pertaining to the inion.

iniad (*in'-e-ad*) [*ἰνίον*, the occiput]. Toward the inial aspect.

inien (*in'-e-en*) [*ἰνίον*, occiput]. Belonging to the inion in itself.

inencephalus (*in-e-en-sef'-al-us*) [*inion*; *ἐγκέφαγος*, brain]. A fetal monstrosity in which there is a posterior fissure of the skull, with protrusion of the brain substance, combined with spinal fissure.

iniodymus (*in-e-od'-im-us*) [*ἰνίον*, occiput; *δίδυμος*, double]. A teratism with one body and two heads joined at the occiput.

iniofacial (*in-e-o-fa'-shal*). Relating to the inion and the face.

inioglabellar (*in-e-o-gla-bel'-ar*) [*ἰνίον*, occiput: *glaber*, smooth]. Relating to or joining the inion and the glabella.

iniomesial (*in-e-o-me'-ze-al*). Relating to the inion and to the meson.

inion (*in'-e-on*) [*ἰνίον*, occiput]. The external protuberance of the occipital bone. See under *craniometric point*.

iniops (*in'-e-ops*) [*ἰνίον*, occiput; *ὤψ*, face]. A catadidymous monstrosity with the parts below the navel double, the thoraces joined into one, and one head with two faces, the one incomplete.

inirritative (*in-ir'-it-a-tiv*) [*in*, not; *irritare*, to irritate]. Not irritant; soothing.

initial (*in-ish'-al*) [*in*, into; *ire*, to go]. Beginning; early; primary, as the *initial* lesion of syphilis—the chancre. **i. cells,** germ-cells. **i. sclerosis,** the hard chancre.

initis (*in-i'-tis*) [*ἶς*, muscle; fiber; *ῖτις*, inflammation]. 1. Inflammation of fibrous or muscular tissue. 2. Inflammation of a tendon; tenontitis

inj. Abbreviation for *injectio* [L], injection.

inject (*in-jekt'*) [see *injection*]. To throw or force in, as to *inject* fluids into the tissues; also, to fill the vessels of an organ. In pathology, to produce a condition of distention of the capillaries with blood.

injecta (*in-jek'-tah*) [L.]. Things introduced, as into the alimentary canal (correlated with *ejecta*).

injection (*in-jek'-shun*) [*in*, into; *jacere*, to throw]. 1. The act of injecting or throwing in. 2. The substance injected. According to the organ into which the injection is made, different terms are employed, as *urethral, intramuscular, uterine, vaginal* injection, etc. In the British Pharmacopœia *injectiones* are solutions of active substances used for hypodermatic injection **i., anatomical,** filling the vessels of a cadaver or of an organ with preservative or coagulating solutions, for purposes of dissection. **i., coagulation,** injection of coagulating solutions into the cavity of an aneurysm. **i., hypodermic,** into the subcutaneous connective tissue, by means of a syringe. **i., nutrient,** injection of nutritive fluids into the rectum or other cavity of the body. **i., opaque, naked-eye,** for anatomical or microscopical purposes, made of plaster of Paris, tallow, vermilion and gelatin, plumbic acetate and potassium bichromate (yellow injection), or plumbic acetate and sodium carbonate (white). **i., transparent microscopical,** made with carmine for red, potassium bichromate for yellow. **i.-pneumonia,** a condition of the lung somewhat resembling pneumonia, following injections of Koch's tuberculin.

injector (*in-jek'-tor*). An apparatus used in injecting.

injury (*in'-joo-re*) [*in*, not; *jus*, law]. A harm or hurt to the body.

in-knee (*in'-ne*). Knock-knee, or genu valgum, *q. v.*

inlay (*in'-la*). In dentistry applied to fillings first made and then inserted into a cavity with cement; also applied to any filling occupying but one surface of a tooth.

inlet (*in'-let*). The place where the air of ventilation is admitted into a room. **i. of the pelvis,** the heart-shaped space within the brim of the pelvis; the superior pelvic strait.

Inman's disease (*in'-man*) [Thomas *Inman*, English physician, 1820–1876]. Myalgia

innate (*in-nāt'* or *in'-nāt*) [*innatus*, born in] Congenital; native to the organism; intrinsic.

innervation (*in-er-va'-shun*) [*in*, in, *nervus*, nerve]. 1. Nerve-supply. 2. A discharge of nervous force.

innidiation (*in-id-e-a'-shun*) [*in*, in; *nidus*, nest]. The growth and multiplication of cells in a part to which they have been carried; metastasis.

innocent (*in'-o-sent*) [*in*, not; *nocere*, to harm]. Benign, not harmful.

innocuous (*in-ok'-ū-us*) [*innocuus*, harmless] Not injurious.

innominata (*in-nom-in-a'-tah*). 1. [*Plural* of *innominatum*]. The innominate bones. 2. [*Feminine* of *innominatus*]. The innominate artery.

innominatal (*in-nom'-in-a-tal*). Pertaining to the innominate bone.

innominate (*in-om'-in-āt*) [see *innominatum*]. Unnamed; unnamable. **i. artery.** See under *artery*. **i. bone,** the irregular bone forming the sides and anterior wall of the pelvic cavity, and composed of the ilium, ischium, and pubis.

innominatum (*in-om-in-a'-tum*) [L., "nameless;" *os*, bone, understood]. The innominate bone.

innoxious (*in-ok'-shus*) [*in*, not; *noxious*, harmful]. Harmless, not injurious; same as *innocent, q. v.*

innutrition (*in-ū-trish'-un*) [*in*, not; *nutrition*]. Want of nutrition or nourishment.

inoblast (*in'-o-blast*) [*ἶς*, fiber; *βλαστός*, germ]. Any one of the cells from which connective tissue is derived.

inocarcinoma (*in-o-kar-sin-o'-mah*) [*ἶς*, fiber; *καρκίνος*, a crab; *ὄμα*, tumor: *pl.*, *inocarcinomata*]. A carcinoma with a preponderance of fibrous tissue.

inoccipitia (*in-ok-sip-it'-e-ah*) [*in*, negative; *occiput*]. Deficiency of the occipital lobe of the brain.

inochondritis (*in-o-kon-dri'-tis*) [*ἶς*, fiber; *χόνδρος*, cartilage; *ῖτις*, inflammation]. Conjoined inflammation of tendons and cartilages.

inochondroma (*in-o-kon-dro'-mah*) [*ἶς*, fiber; *χόνδρος*, cartilage; *ὄμα*, tumor]. A fibrochondroma, *q. v.*

inoculability (*in-ok-ū-la-bil'-it-e*) [see *inoculation*]. The quality of being inoculable.

inoculable (*in-ok'-ū-la-bl*) [see *inoculation*]. Capable of being inoculated; communicable by inoculation.

inoculation (*in-ok-ū-la' shun*) [*in*, into; *oculus*, a bud]. 1. The act of introducing the virus of a disease into the body. 2. Specifically, the intentional introduction of a virus for the purpose of producing a mild form of a disease which is severe when spontaneously introduced, as the *inoculation* of smallpox virus. This is known as *preventive inoculation*.

inoculator (*in-ok'-ū-la-tor*) [*inoculatio*, an ingrafting]. One who or that which inoculates; an instrument used in inoculation.

inoculum (*in-ok'-ū-lum*). The material used in making an inoculation.

inocyst (*in'-o-sist*) [Is, a fiber; κύστις, bladder]. A fibrous capsule.

inocystoma (*in-o-sis-to'-mah*) [Is, fiber; κύστις, cyst; ὄμα, tumor]. A fibrocystome, *q. v.*

inocyte (*in'-o-sīt*) [Is, fiber; κύτος, cell]. A fiber cell.

inoendothelioma (*in-o-en-do-the-le-o'-mah*) [Is, fiber; *endothelioma; pl., inoendotheliomata*]. Round-celled fibrosarcoma.

inoepithelioma (*in-o-ep-ith-e-le-o'-mah*) [Is, fiber; *epithelioma*]. Medullary carcinoma containing fibrous tissue.

inogen (*in'-o-jen*) [Is, fiber; γεννᾶν, to produce]. A hypothetical substance believed to occur in muscular tissue and to be decomposed, during contraction, into carbon dioxide, sarcolactic acid, and myosin.

inogenesis (*in-o-jen'-es-is*) [Is, a fiber; γένεσις, generation]. The formation of fibrous or muscular tissue.

inoglia (*in-o'-gle-ah*) [Is, fiber; γλιά, glue]. The basement substance of connective tissue.

inohymenitis (*in-o-hi-men-i'-tis*) [Is, fiber; ὑμήν, membrane; ῖτις, inflammation]. Inflammation of fibrous tissue.

inoleiomyoma (*in-o-li-o-mi-o'-mah*) [Is, fiber; λεῖος, smooth; *myoma*]. Myoma made up of or containing unstriped muscular fibers.

inolith (*in'-o-lith*) [Is, fiber; λίθος, a stone]. A fibrous concretion.

inoma (*in-o'-mah*) [Is, a fiber; ὄμα, a tumor: *pl., inomata*]. Same as *fibroma*.

inomyoma (*in-o-mi-o'-mah*) [Is, fiber; *myoma*]. A tumor composed of fibrous and muscular tissue.

inomyxoma (*in-o-miks-o'-mah*) [Is, fiber; μύξα, mucus; ὄμα, tumor: *pl., inomyxomata*]. Same as fibro-myxoma.

inoneuroma (*in-o-nū-ro'-mah*) [Is, fiber; *neuroma*]. A tumor composed of fibrous tissue and nerve fibers.

inopectic (*in-o-pek'-tik*). Pertaining to inopexia.

inoperable (*in-op'-ur-a-bl*). That which should not be operated upon.

inopexia (*in-o-peks'-e-ah*) [Is, fiber; πῆξις, coagulation]. A tendency in the blood toward spontaneous coagulation.

inophlogosis (*in-o-flo-go'-sis*) [Is, fiber; φλόγωσις, inflammation]. Inflammation of any fibrous tissue.

inopolypous (*in-o-pol'-ip-us*) [Is, fiber; *polypus*]. Of the nature of an inopolypus.

inopolypus (*in-o-pol'-ip-us*) [Is, fiber; *polypus*]. A fibrous polyp.

inorganic (*in-or-gan'-ik*). Not organic; not produced by animal or vegetable organisms, as an *inorganic* compound. **i. chemistry**, chemistry dealing with inorganic compounds. **i. compound**, a compound not containing carbon.

inorrhabdomyoma (*in-or-ab-do-mi-o'-mah*) [Is, fiber; ῥάβδος, rod; μῦς, muscle; ὄμα, tumor: *pl., inorrhabdomyomata*] A fibrous rhabdomyoma.

inoscleroma (*in-o-skle-ro'-mah*) [Is, fiber; σκλήρωμα, induration]. Hardened fibrous tissue.

inosclerosis (*in-o-skle-ro'-sis*) [Is, fiber; σκληρός, hard]. Sclerosis or hardening of fibrous tissue.

inoscopy (*in-os'-ko-pe*) [Is, fiber; σκοπεῖν, to examine]. A method of bacterial investigation designed to set free microorganisms which have become entangled in the fibrin of organic fluids by dissolving the fibrin with a pepsin digestive mixture, when they may be centrifuged for examination.

inosculate (*in-os'-kū-lāt*) [see *inosculation*]. To unite by small openings; to anastomose.

inosculation (*in-os-kū-la'-shun*) [*in*, in; *osculum*, a small mouth]. The joining of blood-vessels by direct communication.

inose (*in'-ōs*). Inosite.

inosemia (*in-o-se'-me-ah*). 1. [Is, fiber; αἷμα, blood]. An excess of fibrin in the blood. 2. [*inose*; αἷμα, blood]. The presence of inosite or muscle-sugar in the blood.

inosis (*in'-o-sis*). See *inogenesis*.

inosite, inosit (*in'-o-sit*) [ἶνος, fiber], $C_6H_{12}O_6 + 2H_2O$. Muscle-sugar; a saccharine substance occurring in muscles, rarely in urine. For tests for, see *Gallois, Scherer, Seidel*.

inositis (*in-o-si'-tis*) [Is, fiber-; ῖτις, inflammation]. Inflammation of fibrous tissue.

inosituria (*in-o-sit-ū'-re-ah*) [*inosite*; οὖρον, urine]. The presence of inosite in the urine.

inosteatoma (*in-o-ste-at-o'-mah*) [Is, fiber; *steatoma*]. A steatoma with fibrous elements.

inosuria (*in-o-sū'-re-ah*). See *inosituria*

inotagmata (*in-o-tag'-mat-ah*) [Is, strength, force; τάγμα, a regular arrangement, as of soldiers] The contractile elements that generate the force of protoplasmic motion; they are held to be uniaxial and doubly refractive; also written *isotagmata*

inotropic (*in-o-trop'-ik*) [*in*, in; τρέπειν, to turn]. Pertaining to influences which modify the contractility of the heart.

inquest (*in'-kwest*) [*in*, into; *quærere*, to ask]. A judicial inquiry, especially one for the purpose of determining the cause of death of one who has died by violence or in some unknown way.

inquination (*in-kwin-a'-shun*) [*inquinatio*, pollution]. Pollution; infection; corruption.

inquisition (*in-kwiz-ish'-un*) [see *inquest*]. An inquiry, especially one into the sanity or lunacy of a person.

insaccation (*in-sak-a'-shun*) [*in*, in; *saccus*, sac]. Encystment; enclosure in a sac.

insalivation (*in-sal-iv-a'-shun*) [*in*, in; *saliva*, the spittle]. The mixture of the food with saliva during mastication.

insalubrious (*in-sal-ū'-bre-us*) [*in*, not; *saluber*, healthful]. Unhealthy.

insalubrity (*in-sal-ū'-brit-e*) [*in*, not; *salubris*, wholesome]. Unwholesomeness of air or climate.

insanability (*in-san-ab-il'-it-e*) [*in*, not; *sanabilis*, curable]. Incurableness; the quality or state of being incurable.

insane (*in-sān'*) [*in*, not; *sanus*, sound]. Deranged or diseased in mind. **i. ear.** See *hæmatoma auris* under *hematoma*.

insanitary (*in-san'-it-a-re*) [*in*, not; *sanitas*, health]. Not sanitary; not in a proper condition as respects the preservation of health.

insanitation (*in-san-it-a'-shun*) [*in*, not; *sanitas*, health]. Lack of proper sanitary conditions; defect of sanitation.

insanity (*in-san'-it-e*) [see *insane*]. A derangement of the mental faculties, with or without loss of volition and of consciousness. Insanity may be due to defective development, to acquired disease, or to natural decay. It is characterized, according to its form, by a variety of symptoms, the most common of which are change of character and habits, moroseness, confusion, elation, melancholia, mania, delusions, and hallucinations. Melancholia, mania, delusional insanity, and dementia are the four principal types of the affection. **i., acquired,** that arising after a long period of life of mental integrity. **i., affective,** a form affecting only the emotions, as melancholia. **i., alcoholic,** that induced by alcoholic excess, usually a result of hereditary tendencies. **i., alternating.** See *i., circular.* **i., anemic,** that due to anemia. **i., arthritic,** that due to rheumatism or gout. **i., circular,** a form of insanity recurring in cycles varying in length from a few days to many months. The arrangement of the cycle varies in different individuals, but is constant in a given case. Thus melancholia may be followed by mania, and this by a lucid interval, the passage from one mental condition to the other being abrupt or gradual Syn., *alternating insanity; cyclothymia.* **i., climacteric,** insanity occurring at or near the menopause. **i., communicated,** that transmitted by association with an insane person. **i., compound,** that in which two or more groups of mental faculties are involved. **i., concurrent,** that caused by general diseases. **i., confusional,** an acute insanity produced by nervous shock or exhausting disease, without distinct emotional depression or exaltation, with marked failure of mental power or complete imbecility, often accompanied by hallucinations and loss of physical power. Recovery is usually complete. **i., congenital,** that existing from birth. **i., consecutive,** that following some disease or injury not of the brain. **i., constitutional,** insanity due to some pathological or physiological condition affecting the general system. **i., cyclic.** Same as *i., circular.* **i., depressive,** melancholia. **i., deuteropathic,** that caused by disorders of or developmental changes in organs other than the brain **i., diabetic,** that due to diabetes. **i., diathetic,** inherited insanity. **i., doubting,** a form closely allied to delusional insanity, consisting in an uncontrollable doubt and indecision regarding the occupations, duties, or events of the day, of religion, etc. **i., egressing,** that growing out of a former disease. **i., emotional,** insanity characterized by derangement of the emotions, either depressing or exalting in character. **i., epidemic,** a form occasionally manifested among a number of persons in common association, as in convents or schools. **i., erotic.** See *nymphomania.* **i., general,** a general term for mania and melancholia. **i., hereditary,** that transmitted from parent to child, and not induced by other apparent cause. **i., homicidal,** that marked by a desire to destroy human life. **i., hysterical,** chronic insanity secondary to hysteria and preserving the simulative tendencies of hysteria. **i., ideal,** a general term embracing all the forms in which ideas dependent upon the senses are perverted. **i., imitative,** a form of communicated insanity marked by mimicry of the insane characteristics of another. **i., imposed,** delirious ideas imposed by one maniac upon another individual weaker than himself. **i., impulsive,** a form in which the patient possesses an uncontrollable desire to commit acts of violence. **i., intermittent.** The same as *i., recurrent.* **i., ischemic,** that due to persistent cerebral anemia **i., melancholic,** melancholia. **i., menstrual,** that occurring at the menstrual period; and see *i., periodic.* **i., moral,** a form marked by perversion and depravity of the moral sense, apparently without impairment of the reasoning and intellectual faculties. **i., notional,** a form in which the patient sees objects as they exist, but conceives grossly erroneous ideas concerning them. **i., paroxysmal,** that marked by temporary paroxysms of mental aberration. **i., perceptional,** a form characterized by illusions and hallucinations. **i., periodic,** a condition dependent upon original or acquired psychopathy, in which attacks of insanity occur at regular or irregular intervals. If occurring in women at the menstrual epoch, it is called *menstrual insanity.* **i. of pregnancy,** a form occurring during pregnancy, characterized by melancholia, suicidal intent, and abhorrence of friends and relatives **i., primary,** a form, often congenital, that arises with the development of the body. It may also proceed from injury or disease of the brain in early life. **i. of puberty.** See *hebephrenia.* **i., puerperal,** a term sometimes applied to the delirium of childbirth, but more properly to the insanity occurring after delivery. **i., recurrent,** that marked by recurrent attacks of mental aberration with intervening lucid intervals. **i., religious,** that associated with religious subjects. **i., senile,** that due to old age. **i., stuporous,** a primary acute form of dementia, characterized by a tendency to stupor; a disease chiefly met in youth and early maturity. **i., surgical,** that coming on after surgical operations. **i., toxic,** an acute form due to systemic poisoning by certain drugs **i., traumatic,** insanity marked by perversity, violence, and brief spells of maniacal self-exaltation, progressing slowly with remissions to dementia; it is attributed to injury.

insatiable (*in-sa'-she-ab-l*) [*insatiabilis*, that which cannot be satisfied]. Inordinately greedy; incapable of being satisfied. **i. appetite.** See *bulimia.*

insatiability (*in-sa-she-ab-il'-it-e*) [*in*, not; *satiare*, to satisfy]. The property of being insatiable. See *acoria.*

inscription (*in-skrip'-shun*). The body or main part of a prescription, which contains the drugs and amounts to be used.

inscriptiones tendineæ (*in-skrip-she-o'-nēz ten-din'-e-e*). The lineæ transversæ of the rectus abdominis muscle.

insect (*in'-sekt*) [*in*, into; *secare*, to cut]. Any member of the class of animals called *Insecta.* **i.-powder,** a powder employed to destroy or ward off insects, and consisting usually of the powdered flowers of species of *Pyrethrum.*

insecticide (*in-sek'-tis-īd*) [*insect; cædere*, to kill]. A substance that is destructive to insects.

insectiform (*in-sek'-tif-orm*) [*insectum*, an insect; *forma*, form]. Resembling an insect.

inseminate (*in-sem-in-a'-shun*) *inseminare*, to plant seed]. 1. The planting of seed. 2. The introduction of semen. 3. Impregnation.

insenescence (*in-sen-es'-ens*) [*insenescentia; in*, not, or upon; *senex*, old]. 1. Vigorous age; old age without its ordinary infirmities. 2. The approach of old age.

insensible (*in-sen'-sib-l*) [*in*, not; *sentire*, to feel]. 1. Incapable of being perceived or recognized by the senses. 2. Unconscious.

insensibility (*in-sens-ib-il'-it-e*) [*in*, not; *sentire*, to feel]. The condition or state of being insensible; absence of consciousness; anesthesia.

insertion (*in-ser'-shun*) [*inserere*, to set in]. 1. The act of setting or placing in. 2. That which is set in. 3. The point at which anything, as a muscle, is attached; the place or the mode of attachment of an organ to its support. i., **velamentous**, the attachment of the umbilical cord to the margin of the placenta.

insidious (*in-sid'-e-us*) [*insidiæ*, ambush]. Coming on stealthily or imperceptibly. i. **disease**, one the onset of which is gradual or inappreciable.

insipid (*in-sip'-id*) [*insipidus*, unsavory]. Tasteless.

insitio dentis (*in-sish'-e-o den'-tis*). Implantation of a tooth.

in situ (*in si'-tū*) [*in*, in; *situs*, position]. In a given or natural position

insolation (*in-so-la'-shun*) [*in*, in; *sol*, sun]. 1. Exposure to the rays of the sun. 2. Sunstroke or heat-stroke; a condition of prostration and fever due to exposure to the direct rays of the sun or to extreme heat.

insoluble (*in-sol'-ū-bl*) [*in*, not; *solubilis*, that can be loosed]. Incapable of being dissolved.

insolubility (*in-sol-ū-bil'-it-e*). The quality of being insoluble; lack of solubility.

insomnia (*in-som'-ne-ah*) [*in*, not, *somnus*, sleep]. Want of sleep; inability to sleep.

inspection (*in-spek'-shun*) [*inspicere*, to look]. In medicine, the examination of the body or any part of it by the eye.

inspergation (*in-sper-ga'-shun*) [*inspergere*, to sprinkle upon]. The act of sprinkling or dusting with fine powder.

inspersion (*in-spur'-shun*). See *inspergation*.

inspiration (*in-spir-a'-shun*) [*in*, in; *spirare*, to breathe]. The drawing in of the breath.

inspirator (*in'-spir-a-tor*) [*in*, in; *spirare*, to breathe] An inhaler.

inspiratory (*in-spi'-ra-to-re*) [see *inspiration*]. Pertaining to the act of inspiration.

inspirometer (*in-spi-rom'-et-er*) [see *inspiration*; *μέτρον*, measure]. An instrument for measuring the amount of air inspired.

inspissant (*in-spis'-ant*) [*in*, in; *spissare*, to thicken]. 1. Tending to thicken; thickening the blood or other fluids. 2. An agent that tends to increase the thickness of the blood or some other fluid.

inspissate (*in'-spis-āt*) [*inspissare*, to thicken]. To make thick by evaporation or by absorption of fluid.

instauration (*in-staw-ra'-shun*) [*instauratio*, renewal]. The first appearance of a physiological condition; the establishment of a new function.

instep (*in'-step*) [*in*, in; *step*]. The arch on the upper surface of the foot.

instillation (*in-stil-a'-shun*) [*instillare*, to put in little by little]. The pouring of a liquid into a cavity drop by drop.

instillator (*in'-stil-a-tor*) [*instillare*, to pour in by drops] An instrument for pouring a liquid by drops.

instinct (*in'-stingkt*) [*instinguere*, to impel]. A natural impulse, which, though unassociated with reason, prompts a useful act.

instinctive (*in-stingk'-tiv*) [see *instinct*]. Prompted or determined by instinct; of the nature of instinct.

institutes of medicine. The philosophy of the science of medicine, of physiology, pathology, therapeutics, and hygiene, or the general and elementary principles of the same. The term is used sometimes as a synonym of physiology.

instrument (*in'-stroo-ment*) [*in*, in; *struere*, to build]. Any mechanical tool or device used to assist in the performance of a certain act.

instrumental (*in-stroo-men'-tal*) [*instrument*]. Pertaining to or performed with instruments, as *instrumental* labor.

instrumentarium (*in-stroo-men-ta'-re-um*) [L.]. A supply or collection of surgical, dental, or other instruments.

instrumentation (*in-stroo-men-ta'-shun*) [*instrument*]. The care or employment of instruments.

insuccation (*in-suk-a'-shun*) [*in*, into; *succus*, juice]. The steeping of a drug for a considerable time in water before using it in any pharmaceutical process.

insufficiency (*in-suf-fish'-en-se*) [*insufficiens*, insufficient]. The state of being inadequate; incapacity to perform a normal function. i. of **the cardiac valves**, imperfect closure of the valves, permitting regurgitation. Depending upon the valve affected, the insufficiency may be aortic, mitral, tricuspid, or pulmonary. i. **of a muscle**, inability on a part of a muscle to contract sufficiently to produce the normal effect. The term is applied especially to the eye muscles. *Insufficiency of the externi*, a condition in which the contraction of the externi muscles of the eye is weak and is overbalanced by that of the interni, producing esophoria. *Insufficiency of the interni*, defective power on the part of the interni muscles, producing exophoria.

insufflation (*in-suf-fla'-shun*) [*in*, in; *sufflare*, to puff]. The act of blowing into, as the *insufflation* of a powder into a cavity; also, the blowing of air into a cavity, as *insufflation* of the middle ear. i., **endopharyngeal**, a method of inducing anesthesia through a tube introduced through the mouth or nose to the back of the pharynx. i., **mouth-to-mouth**, the blowing of air into the mouth of a person, usually a newborn infant, to distend the lungs and counteract asphyxia.

insufflator (*in-suf-la-tor'*) [see *insufflation*]. An instrument for blowing air or powders into a cavity.

insula (*in'-sū-lah*) [L. "an island"]. 1. In anatomy, the island of Reil. 2. The island of Langerhans in the pancreas. 3. Any detached part or exclave of an organ. 4. A blood-islet, or island. See *island*.

insular (*in'-sū-lar*) [*insula*]. 1. Pertaining to the island of Reil. 2. Isolated; occurring in patches. i. **sclerosis**. See *sclerosis, multiple*.

insulate (*in'-sū-lāt*) [*insula*]. To isolate or separate from surroundings. In electricity, to surround a conductor with a nonconducting substance.

insulation (*in-sū-la'-shun*) [*insulare*, to make like an island]. The process of insulation; the state or quality of being insulated.

insulator (*in'-sū-la-tor*) [*insulatus*, made into an island]. A nonconducting substance by means of which insulation is effected.

insulin (*in'-sū-lin*) [*insula*, island (of Langerhans)]. A hypothetical autacoid, being the active prin-

ciple of the internal secretion of the islets of Langerhans in the pancreas; used in diabetes.

insulinoid (*in'-su-lin-oid*) [*insulin*; *εἶδος*, resemblance]. Resembling insulin; having properties like insulin.

insuloma (*in-sū-lo'-mah*) [*insula*, island (of Langerhans); *ὄμα*, tumor] Adenoma of the cells of the islands of Langerhans

insult (*in'-sult*) [*insultus*, an injury]. Trauma.

insusceptibility (*in-sus-sep-tib-il'-it-e*) [*insusceptibilis*, not susceptible] Absence of contagious quality; want of susceptibility; immunity.

intarvin (*in-tar'-vin*) [*inter-*; *arvina*, fat]. Trade name of a preparation said to be the glyceryl ester of margaric acid mixed with liquid petrolatum; recommended in diabetes and acidosis.

integration (*in-te-gra'-shun*) [*integratio*, a renewing]. The blending of separate parts into one, as in the embryo; assimilation; anabolism.

integrity (*in-teg'-rit-e*) [*integer*, whole]. Wholeness; entirety. Also, virginity.

integument (*in-teg'-ū-ment*) [*in*, upon; *tegere*, to cover]. A covering, especially the skin. **i., fetal,** the fetal membranes.

integumentary (*in-teg-ū-men'-ta-re*). Pertaining to the skin.

intellect (*in'-tel-ekt*) [*intellectus*, understanding]. The mind or the reasoning power.

intelligence (*in-tel'-ij-ence*). The understanding that comes from the perception of qualities and attributes of the objective world, and is manifested in the purposive employment of means to attain an end.

intemperance (*in-tem'-per-ans*) [*in*, not; *temperare*, to moderate] Want of moderation, immoderate indulgence, especially in alcoholic beverages.

intensification (*in-ten-sif-ik-a'-shun*) [see *intensity*]. Intensifying or increasing the strength of anything.

intensimeter (*in-ten-sim'-et-er*). An instrument for measuring the intensity of x-rays.

intensity (*in-ten'-sit-e*) [*intensus*, stretched tight]. 1. The state of being intense or high-strung. 2. The degree to which a force is capable of rising. 3. A high degree of energy or power.

intensive (*in-ten'-siv*) [see *intensity*]. Gradually increased in force or intensity, as the *intensive* method of inoculation.

intention (*in-ten'-shun*) [*intentus*, intend]. The end or purpose. See under *healing*. **i.-tremor,** a tremor coming on when attempts at voluntary motion are made.

inter- (*in-ter-*) [*inter*, between]. A prefix signifying between.

interaccessory (*in-ter-ak-ses'-or-e*) [*inter-*; *accedere*, to go to]. Situated between accessory processes of the vertebræ. **i. muscles,** short lumbar muscles connecting the accessory processes of the vertebræ.

interacinar (*in-ter-as'-in-ar*). Interacinous.

interacinous (*in-ter-as'-in-us*) [*inter-*; *acinus*, a berry]. Situated between acini.

interalveolar (*in-ter-al-ve'-o-lar*) [*inter-*; *alveolus*]. Between alveoli.

interangular (*in-ter-ang'-gū-lar*). Occurring between angles.

interannular (*in-ter-an'-ū-lar*). Located between rings or constrictions.

interarticular (*in-ter-ar-tik'-ū-lar*) [*inter-*; *articulus*, a joint]. Situated between joints. **i. fibro-cartilage,** the flattened cartilaginous plates between the articular cartilages of certain joints.

interarytenoid (*in-ter-ar-it'-en-oid*). Between the two arytenoid cartilages. **i. muscle.** See *muscles, table of.*

interatrial (*in-ter-a'-tre-al*) [*inter-*; *atrium*]. Between the atria of the heart.

interauricular (*in-ter-aw-rik'-ū-lar*) [*inter-*; *auricula*, auricle]. Situated between the auricles.

interbody (*in'-ter-bod-e*). A substance found in blood-serum, corresponding to the amboceptor of a specific serum.

interbrain (*in'-ter-brān*). See *thalamencephalon.*

intercadence (*in-ter-ka'-dens*) [*inter-*; *cadere*, to fall]. An irregular beating of the pulse, in which an additional beat is interposed between two pulsations.

intercadent (*in-ter-ka'-dent*). Exhibiting the quality of intercadence.

intercalary, intercalated (*in-ter'-kal-a-re, in-ter'-kal-a-ted*) [*inter-*; *calare*, to insert]. Placed or inserted between.

intercalatum (*in-ter-kal-a'-tum*) [*inter-*; *calare*, to insert]. Substantia nigra; locus niger; a dark mass of crescentic outline situated between the ventral crusta and the dorsal tegmentum of the crus cerebri.

intercanalicular (*in-ter-kan-al-ik'-ū-lar*) [*inter-*; *canaliculus*]. Between canaliculi.

intercapillary (*in-ter-kap'-il-a-re*) [*inter-*; *capillus*, a hair]. Between capillaries

intercarotic (*in-ter-kar-ot'-ik*). Same as *intercarotid.*

intercarotid (*in-ter-kar-ot'-id*) [*inter-*; *carotid*]. Situated between the external and internal carotid arteries, as the *intercarotid* ganglion; see under *ganglion.* **i. body,** intercarotid ganglion.

intercarpal (*in-ter-kar'-pal*) [*inter-*; *carpus*]. Between the carpal bones.

intercartilaginous (*in-ter-kar-til-aj'-in-us*). See *interchondral.*

intercavernous (*in-ter-kav-er'-nus*) [*inter-*; *caverna*, a cave]. Situated between two antra, or between the two cavernous sinuses.

intercellular (*in-ter-sel'-ū-lar*) [*inter-*; *cellula*, a small cell]. Between cells, as *intercellular* substance of tissue.

intercentral (*in-ter-sen'-tral*) [*inter-*; *centrum*, a center]. Between nerve-centers.

intercerebral (*in-ter-ser'-e-bral*) [*inter-*; *cerebrum*, cerebrum]. Between the right and left cerebral hemispheres.

interchondral (*in-ter-kon'-dral*) [*inter-*; *χόνδρος*, cartilage]. Between cartilages.

intercidence (*in-ter'-sid-ens*). See *intercadence.*

intercident (*in-ter'-sid-ent*). 1. See *intercalary.* 2. See *intercadent.*

intercilium (*in-ter-sil'-e-um*). See *glabella.*

interclavicular (*in-ter-klav-ik'-ū-lar*) [*inter-*; *clavicula*, the collar-bone]. Between the clavicles.

interclinoid (*in-ter-kli'-noid*) [*inter-*; *κλινή*, bed; *εἶδος*, resemblance]. Between the clinoid processes of the sphenoid bone.

intercoccygeal, intercoccygean (*in-ter-kok-sij'-e-al, -an*). Interposed between the coccygeal vertebræ.

intercolumnar (*in-ter-kol-um'-nar*) [*inter-*; *columna*, column]. Between pillars, as the *intercolumnar* fascia, between the pillars of the external abdominal ring.

intercondylar, intercondyloid (*in-ter-kon'-dil-ar, in-ter-kon'-dil-oid*) [*inter-*; *condyle*]. Between condyles. **i. eminence,** the spine or knob separating the two condylar portions of the tibia. **i. fossa,** the notch between the condyles of the femur. **i. line,** a transverse line crossing above the intercondyloid fossa, and joining the condyles. **i. notch.** Same as *i. fossa.*

intercoronoideal (*in-ter-kor-o-noid'-e-al*). Lying between the coronoid processes.

intercostal (*in-ter-kos'-tal*) [*inter-; costa*, A rib]. Between the ribs. **i. arteries,** the arteries of the intercostal spaces. See under *artery*. **i. muscles.** See under *muscle*. **i. nerves,** the anterior divisions of the dorsospinal nerves. **i. spaces,** spaces between adjacent ribs.

intercostales (*in-ter-kos-ta'-lēz*). See *muscles, table of*.

intercostohumeral (*in-ter-kos-to-hū'-mer-al*) [*inter-; costa*, rib; *humerus*]. Pertaining to the arm and the space between the ribs, as the *intercostohumeral* nerve.

intercourse (*in'-ter-kors*) [*intercursus*, commerce]. Communication. **i. carnal,** sexual connection; coitus. **i. sexual.** Same as *i. carnal*.

intercoxal (*in-ter-koks'-al*) [*inter-; coxa*, hip]. Situated between the coxæ or hips.

intercranial (*in-ter-kra'-ne-al*). Endocranial, relating to the interior of the skull or to the endocranium.

intercricothyrotomy (*in-ter-kri-ko-thi-rot'-o-me*). A cut into the larynx by transverse section of the cricothyroid membrane.

intercristal (*in-ter-kris'-tal*) [*inter-; crista*, crest]. Between the surmounting ridges of a bone, organ, or process.

intercrural (*in-ter-kroo'-ral*) [*inter-; crus*, the leg]. Situated between the legs or the crura.

intercuneal, intercuneiform (*in-ter-kū-ne'-al, in-ter-kū'-ne-e-form*) [*inter-; cuneus*, a wedge]. Between the cuneiform bones.

intercurrent (*in-ter-kur'-ent*) [*inter-; currere*, to run]. Occurring or taking place between. **i. disease,** a disease arising or progressing during the existence of another disease in the same person.

intercus (*in-ter'-kus*) [L.; pl., *intercutes*]. 1. See *anasarca*. 2. Subcutaneous.

intercutaneomucous (*in-ter-kū-ta-ne-o-mū'-kus*). Between the skin and mucosa.

intercutaneous (*in-ter-kū-ta'-ne-us*). Subcutaneous

interdeferential (*in-ter-def-er-en'-shal*). Between the vasa deferentia.

interdental (*in-ter-den'-tal*) [*inter-; dens*, a tooth]. 1. Between the teeth. 2. An interdentium. **i. splint,** a splint used in fracture of the jaw, consisting of a metallic frame at the neck of the teeth, held by wire sutures passing between the teeth.

interdentium (*in-ter-den'-she-um*) [*inter-; dens*, a tooth. The space between any two of the teeth.

interdiction (*in-ter-dik'-shun*) [*interdictio*, a prohibiting]. A judicial or legal process that deprives an insane person or one suspected of insanity of the management of his own affairs or of the affairs of others.

interdigital (*in-ter-dij'-it-al*) [*inter-; digitus*, a finger]. Between the fingers.

interdigitation (*in-ter-dij-it-a'-shun*) [see *interdigital*]. The locking or dovetailing of similar parts, as the fingers of one hand with those of the other; or of the ends of the obliquus externus muscle with those of the serratus magnus. In dentistry, denoting that in closure of the buccal teeth the cusps of one denture strike fairly into the occluding sulci of the other denture.

intereruptive (*in-ter-e-rup'-tiv*). Between two outbreaks of eruption.

interfascicular (*in-ter-fas-ik'-ū-lar*) [*inter-; fasciculus*, a bundle]. Situated between fasciculi.

interfemoral (*in-ter-fem'-or-al*) [*inter-; femur*, the thigh]. Between the femora or thighs.

interfere (*in-ter-fēr'*) [*inter-; ferire*, to strike]. In horses, to strike one hoof or the shoe of one hoof against the opposite leg or fetlock.

interference (*in-ter-fe'-rens*) [*inter-; ferire*, to strike]. The act of interfering or preventing. **i. of light,** the mutual neutralization of waves of light, when the crest of one wave falls upon the trough of another. **i. of sound,** the neutralization of two sound-waves, one by the other.

interfibrillar (*in-ter-fi'-bril-ar*) [*inter-; fibrilla*, a small fiber]. Situated between the fibrils of tissues.

interfibrous (*in-ter-fi'-brus*). Between fibers.

interfilamentous (*in-ter-fil-am-en'-tus*). Between filaments.

interfilar (*in-ter-fi'-lar*) [*inter-; filum*, a thread]. Existing between the filaments of a reticulum.

interfollicular (*in-tur-fol-ik'-ū-lar*). Between two follicles.

interfrontal (*in-ter-fron'-tal*). Between the two halves of the vertical portion of the frontal bone.

interganglionic (*in-ter-gan-gle-on'-ik*) [*inter-; γάγγλιον*, a ganglion] Connecting one ganglion with another; lying between ganglia.

interglandular (*in-ter-gland'-ū-lar*) [*inter-; glandula*, a gland]. Situated beween glands.

interglobular (*in-ter-glob'-ū-lar*) [*inter-; globulus*, a ball] Situated between globules. **i. spaces,** irregular cavities seen in a section of dentine, after the earthy matter has been removed by putting a tooth in dilute acid. They are so called because surrounded by minute globules of dentine. They are also called *Czermak's spaces*.

intergluteal (*in-ter-gloo'-te-al*). Between the buttocks.

intergonial (*in-ter-go'-ne-al*) [*inter-; γωνία*, an angle]. Between the two gonia (angles of the lower jaws).

intergranular (*in-tur-gran'-ū-lar*) [*inter-; granulum* a small grain]. Between granules.

intergyral (*in-ter-ji'-ral*) [*inter-; gyrus*, a gyre]. Situated between two or more gyri.

interhemal (*in-ter-hem'-al*) [*inter-; αἷμα*, blood]. Between the hemal arches or spines.

interhemicerebral (*in-ter-hem-e-ser'-e-bral*) [*inter-; ἡμι*, half; *cerebrum*, cerebrum]. Situated between the cerebral hemispheres.

interhemispheric (*in-ter-hem-is-fer'-ik*) [*inter-; ἡμι*, half; *σφαῖρα*, sphere]. Situated between hemispheres.

interhuman (*in-ter-hū'-man*) [*inter-; humanus*, human]. Applied to infection transmitted from one human being to another.

interinhibitive (*in-ter-in-hib'-it-iv*) [*inter-; inhibere* to inhibit]. Mutually inhibitory.

interischiadic (*in-ter-is-ke-ad'-ik*). 1. Between the ischia. 2. Between the tuberosities of the two ischia.

interjected (*in-ter-ject'-ed*) [*interjicere*, to cast between]. Same as *interposed*.

interjectional (*in-ter-jek'-shun-al*) [*inter-; jacere*, to throw]. Interjected; thrown between. **i. speech,** the expression of emotions by inarticulate sounds.

interjugal (*in-ter-joo'-gal*) [*inter-; jugum*, a yoke]. Between the jugal processes of the skull.

interlabial (*in-ter-la'-be-al*) [*inter-; labium*, lip]. Between the lips, or between the labia.

interlamellar (*in-ter-lam-el'-ar*) [*inter-; lamel ala*, layer]. Between lamellæ.

interlaminar (*in-ter-lam'-i-nar*) [*inter-; lamina*, a leaf]. Situated between laminæ.

interligamentous (*in-ter-lig-a-ment'-us*) [*inter-; ligamentum*, a ligament]. Between ligaments.

interlobar (*in-ter-lo'-bar*) [*inter-; lobus*, a lobe]. Situated between lobes, as *interlobar* pleurisy.

interlobitis (*in-ter-lo-bi'-tis*). Inflammation of the pleura between two lobes of the lungs; interlobar pleurisy.

interlobular (*in-ter-lob'-ū-lar*) [*inter-; lobulus*, a lobule]. Between lobules.

intermalar (*in-ter-ma'-lar*) [*inter-; mala*, the cheek-bone]. Situated between the malar bones.

intermalleolar (*in-ter-mal-e'-o-lar*). Between the malleoli.

intermammary (*in-ter-mam'-ar-e*) [*inter-; mamma*, breast]. Between the breasts.

intermammillary (*in-ter-mam'-il-ar-e*) [*inter-; mammilla*, nipple, breast]. Between the nipples; between the breasts.

intermarginal (*in-ter-mar'-jin-al*) [*inter-; margo*, a margin]. Lying between two margins.

intermarriage (*in-ter-mar'-āj*) [*inter-; marriage*]. 1. Marriage between persons related by consanguinity. 2. Marriage between persons of different races.

intermastoid (*in-ter-mas'-toid*) [*inter-; μαστός*, breast; *εἶδος*, likeness]. Situated between or connecting the two mastoid processes.

intermaxilla (*in-ter-maks-il'-ah*) [*inter-; maxilla*, jaw]. The premaxilla; the intermaxillary bone.

intermaxillary (*in-ter-maks'-il-a-re*) [*inter-; maxilla*, jaw-bone]. Between the maxillary bones. **i. bone**, the *os incisivum*, a small bone that receives the incisors, situated between the superior maxillary bones of the fetus.

intermediary amputation (*in-ter-me'-de-a-re*). Amputation during the inflammatory fever. **i. body.** See *intermediate body*. **i. hemorrhage**, hemorrhage following a primary hemorrhage. **i. nerve**, the nerve of Wrisberg; see under *nerve*.

intermediate (*in-ter-me'-de-āt*) [*inter-; medius*, middle]. Situated between. **i. body**, the complementary substance essential to the proper performance of a physiological function—such as enabling the "*end-body*" or bactericidal substance to combine with the bacteria in typhoid in the production of immunity. Cf. *body, immune*.

intermediolateral (*in-ter-me-de-o-lat'-er-al*) [*inter-; medius*, middle; *latus*, side]. Both lateral and intermediate, as the *intermediolateral* tract of the spinal cord, lying between the anterior and posterior horns.

intermedium (*in-ter-me'-de-um*) [*inter-; medius*, the middle; *pl., intermedia*]. 1. Any intermediary substance. 2. In pharmacy, an emulsifying or suspending ingredient.

intermembral (*in-ter-mem'-bral*) [*inter-; membrum*, a limb]. Existing between the members or limbs of an organism.

intermembranous (*in-ter-mem'-bran-us*). Lying between membranes.

intermeningeal (*in-ter-men-in'-je-al*) [*inter-; μῆνιγξ*, membrane]. Between the dura and the arachnoid, or between the latter and the pia. **i. hemorrhage**, a hemorrhage between the meninges of the brain or spinal cord.

intermenstrual (*in-ter-men'-stroo-al*) [*inter-; mensis*, month]. Between the menstrual periods.

interment (*in-ter'-ment*) [*in*, in; *terra*, the earth]. The burial of the body.

intermesenteric (*in-ter-mes-en-ter'-ik*). Between the mesenteries.

intermesoblastic (*in-ter-mes-o-blast'-ik*). Between the layers or between the lateral plates of the mesoblast.

intermetacarpal (*in-ter-met-a-kar'-pal*) [*inter-; metacarpus*]. Between the metacarpal bones.

intermetameric (*in-ter-met-am-er'-ik*) [*inter-; metamere*]. Between two metameres. **i. bodies**, the intervertebral bodies or discs.

intermetatarsal (*in-ter-met-at-ar'-sal*). Between the metatarsal bones.

intermission (*in-ter-mish'-un*) [see *intermittent*]. An interval, as between the paroxysms of a fever or between the beats of the pulse.

intermittent (*in-ter-mit'-ent*) [*inter-; mittere*, to send or occur]. Occurring at intervals; characterized by intermissions or intervals, as *intermittent* fever, *intermittent* insanity, *intermittent* pulse, *intermittent* sterilization.

intermural (*in-ter-mū'-ral*) [*inter-; murus*, a wall]. Situated between the walls of an organ.

intermuscular (*in-ter-mus'-kū-lar*) [*inter-; musculus*, a muscle] Situated between muscles.

intern (*in'-tern*) [Fr., *interne*]. An in-door or resident physician in a hospital; a member of an in-door staff of physicians.

internal (*in-ter'-nal*) [*internus*, inward]. Situated within or on the inside. **i. capsule**, the band of white nerve-matter between the optic thalamus and caudate nucleus on the inner, and the lenticular nucleus on the outer, side. It is the continuation of the crus cerebri, and consists of an anterior and a posterior limb joined at an angle, termed the knee. It is composed of fibers coming from and going to the cortex cerebri. **i. ear**, the labyrinth, *q. v.* **i. medicine**, that branch of medicine which treats of diseases which can not be treated surgically. **i. oblique.** See *obliquus internus* under *muscle*. **i. rectus.** See *rectus internus* under *muscle*. **i. resistance.** See *resistance, internal*.

internarial (*in-ter-na'-re-al*) [*inter-; nares*, nostrils]. Situated between the nostrils.

internasal (*in-ter-na'-sal*) [*inter-; nasus*, the nose]. Between the nasal bones.

internatal cleft (*in-ter-na'-tal kleft*). See *cleft*.

interne (*in'-tern*). Same as *intern, q. v.*

interneural (*in-ter-nū'-ral*) [*inter-; νεῦρον*, nerve]. Situated between neural spines.

interneuronal (*in-tur-nū'-ron-al*). Between neurons.

internist (*in-ter'-nist*). A physician, in contradistinction to a surgeon.

internodal (*in-ter-no'-dal*). Situated between two nodes. See *internode*.

internode (*in'-ter-nōd*) [*inter-; nodus*, a knot]. The space between two nodes of a nerve-fiber, as the *internode* between the nodes of Ranvier. Syn., *internodal segment*.

internuclear (*in-ter-nū'-kle-ar*) [*inter-; nucleus*, a kernel]. Situated between nuclei.

internuncial (*in-ter-nun'-she-al*) [*inter-; nuncius*, a messenger]. Serving as a connecting or announcing medium, as *internuncial* fibers, nerve-fibers connecting nerve-cells.

internus (*in-ter'-nus*). 1. See *internal*. 2. The rectus internus muscle of the eye.

interol (*in'-ter-ol*). Trade name of a mineral oil used to lubricate the intestinal tract.

interolivary (*in-tur-ol'-iv-a-re*). Between the olives.

interoptic (*in-ter-op'-tik*) [*inter-; opticus*, optic]. Between the optic lobes, tracts or nerves of the brain.

interorbital (*in-ter-or'-bit-al*) [*inter-; orbita*, the orbit). Situated between the orbits.

interosseal (*in-ter-os'-e-al*). Same as *interosseous*.

interossei (*in-ter-os'-se-i*). Plural of *interosseus*. See *muscles, table of*.

interosseous (*in-ter-os'-e-us*) [*inter-; os*, a bone]. Between bones, as *interosseous* arteries, membranes, muscles, or nerves.

interosseus (*in-ter-os'-e-us*) [*inter-; os*, bone]. Interosseous muscle, see *muscles, table of.*

interpalpebral (*in-ter-pal'-pe-bral*) [*inter-; palpebra*, the eyelid]. Between the palpebræ. **i. spot.** See *pinguecula.* **i. zone,** that part of the cornea and of the scleral conjunctiva that ordinarily is not covered by the lids.

interpapillary (*in-ter-pap'-il-a-re*) [*inter-; papilla*, a papilla]. Between papillæ.

interparietal (*in-ter-par-i'-e-tal*) [*inter-; paries*, a wall]. Between walls; between the parietal bones, as *interparietal* suture; between parts of the parietal lobe, as *interparietal* fissure. **i. bone,** a name sometimes given to the upper, squamous, and non-cartilaginous part of the occipital bone. **i. fissure.** See *fissure.* **i. suture,** the sagittal suture, or that formed by the approximation of the parietal bones.

interparoxysmal (*in-tur-par-oks-iz'-mal*). Between paroxysms.

interpeduncular (*in-ter-pe-dung'-kŭ-lar*) [*inter-; pedunculus*, a little foot]. Situated between the cerebral or cerebellar peduncles. **i. space,** the pons Tarini, or posterior perforated space that forms the posterior portion of the floor of the third ventricle.

interpellated, interpellatus (*in-ter-pel-a'-ted, in-ter-pel-a'-tus*) [*interpellare*, to interrupt]. Applied by Paracelsus to diseases marked by irregular paroxysms.

interphalangeal (*in-ter-fa-lan'-je-al*) [*inter-; φάλαγξ*, a finger]. Between the fingers or the toes.

interpial (*in-ter-pi'-al*). Between the layers of the pia.

interplacental (*in-ter-plas-en'-tal*) [*inter-; placenta*]. Between the placental lacunæ.

interpleuricostal (*in-ter-ploo-re-kos'-tal*). Between the pleura and ribs. **i. muscles,** the internal pleuricostal muscles.

interpolar (*in-ter-po'-lar*). 1. See *intrapolar.* 2. Between the poles of an electric battery; applied to the effect of the current acting through the whole region of the body between the two poles as contrasted with the polar effect taking place at the point of application of the electrode.

interpolated (*in-ter'-po-la-ted*). See *intercalary.*

interpolation (*in-ter-po-la'-shun*) [*interpolare*, to furbish up]. The surgical transfer of tissue to a new part, or from one subject to another.

interposition (*in-ter-po-zish'-un*) [*interpositio*, a placing between]. The development of anatomical structures between existing ones.

interpositum (*in-ter-pos'-it-um*). Same as *velum interpositum, q. v.*

interprotometamere (*in-ter-pro-to-met'-a-mēr*) [*inter-; πρῶτος*, first; *μετά*, among; *μέρος*, a part]. The part lying between the primary segments of the embryo.

interproximal (*in-ter-prok'-sim-al*) [*inter-; proximus*, next]. Between adjoining surfaces. **i. space,** the space between two adjacent teeth.

interproximate (*in-ter-prok'-sim-āt*). In dentistry, the space between two adjacent teeth.

interpterion (*in-ter-te'-re-on*) [*inter-; pterion*, a craniometric point]. Between the pteria.

interpterygoid (*in-ter-ter'-e-goid*). Lying between the pterygoid processes.

interpubic (*in-ter-pū'-bik*) [*inter-; pubis*]. Situated between the pubic bones.

interpyramidal (*in-ter-pir-am'-id-al*). Between the pyramids.

interradial (*in-ter-ra'-de-al*) [*inter-; radius*, a ray]. Situated between two rays.

interrenal (*in-ter-re'-nal*) [*inter-; ren*, the kidney]. Situated between the kidneys.

interrenin (*in-ter-ren'-in*). A hormone prepared from the suprarenal cortex.

interrupted (*in-ter-up'-ted*) [see *interrupter*]. Discontinuous; broken; irregular.

interrupter (*in-ter-up'-ter*) [*interrumpere*, to break apart]. That which interrupts; specifically, a device for breaking an electric current.

interscapular (*in-ter-skap'-ū-lar*) [*inter-; scapula*, shoulder-blade]. Between shoulder-blades.

interscapulum (*in-ter-skap'-ū-lum*) [*inter-; scapulæ*, shoulder-blades: pl., *interscapula*]. 1. The region of the back between the shoulder-blades. 2. Bartholin's name for the spine of the scapula. 3. A fossa on the dorsal aspect of the scapula.

intersciatic (*in-ter-si-at'-ik*). Interischiadic, *q. v.*

intersegmental (*in-ter-seg-men'-tal*). Between two segments.

interseptal (*in-ter-sep'-tal*). Between two septa.

intersex (*in'-ter-seks*) [*inter-; sex*]. An individual not typical of either male or female

intersigmoid (*in-ter-sig'-moid*). Pertaining to the space in the loop of the sigmoid.

interspace (*in'-ter-spās*) [*inter-; spatium*, a space]. An interval between the ribs, or between the fibers or lobules of a tissue or organ.

interspinal (*in-ter-spi'-nal*) [*inter-; spina*, a spine]. Between spines; specifically, between the spines of the vertebræ. **i. muscles.** See *muscles, table of.*

interspinous (*in-ter-spi'-nus*) [*inter-; spina*, a spine]. Situated between spinous processes.

interstices (*in-ter'-stis-ēz*) [*interstitium*, a space between]. Spaces or intervals; also, pores.

interstitial (*in-ter-stish'-al*) [see *interstices*]. 1. Situated between important parts; occupying the interspaces or interstices of a part. 2. Pertaining to the interstitial or connective tissue. **i. inflammation,** inflammation of the interstitial or connective tissue. **i. keratitis.** See *keratitis, interstitial.* **i. kink,** an abnormal angulation in or constriction of the intestine, resulting in a narrowing of the lumen and delay in the progress of the feces. **i. nephritis.** See *nephritis, interstitial.* **i. pneumonia.** See *pneumonia, interstitial.* **i. pregnancy,** pregnancy in the Fallopian tube where it passes through the uterine wall. **i. tissue,** the intercellular connective tissue.

interstitialoma (*in-ter-stish-al-o'-mah*). A tumor composed of interstitial tissue.

intersuperciliary (*in-ter-sū-per-sil'-e-a-re*). Between the superciliary ridges.

intersystole (*in-ter-sis'-to-le*). The interval between the end of the auricular systole and the beginning of the ventricular one.

intertarsal (*in-ter-tar'-sal*). Located between adjacent tarsal bones.

intertragicus (*in-ter-traj'-k-ius*). See *muscles, table of.*

intertransversales (*in-ter-trans-ver-sa'-lēz*) [see *intertransverse*]. Short bundles of muscular fibers extending between the transverse processes of contiguous vertebræ.

intertransverse (*in-ter-trans-vers'*) [*inter-; transversus*, turned across]. Connecting the transverse processes of contiguous vertebræ.

intertriginous (*in-ter-trij'-in-us*) [*inter-; terere*, to rub]. Of the nature of or affected with intertrigo.

intertrigo (*in-ter-tri'-go*) [*inter-; terere*, to rub]. An erythematous eruption of the skin produced by friction of adjacent parts. **i. ani, i. podicis,** chafing of the anus.

intertrochanteric (*in-ter-tro-kan-ter'-ik*) [*inter-; trochanter*]. Between the trochanters. **i. line.** See *line, intertrochanteric.*

intertubular (*in-ter-tū'-bū-lar*) [*inter-; tubulus*, a tube]. Between tubes. **i. substance,** the translucent, granular substance of the dentine of the tooth.

interureteral (*in-ter-ū-re'-ter-al*). Situated between the ureters.

interureteric (*in-ter-ū-re-ter'-ik*) [*inter-; οὐρητήρ*, ureter]. Situated between the ureters.

interuteroplacental (*in-ter-ū-ter-o-plas-ent'-al*). Between the uterus and the placenta.

intervaginal (*in-ter-vaj'-in-al*) [*inter*, between; *vagina*, sheath]. Between sheaths. **i. space,** that found within the sheaths of the optic nerve.

interval (*in'-ter-val*) [*inter-; vallum*, a rampart]. A space or lapse, either of time or distance, as the *interval* between the paroxysms of a fever. **i., cardioaortic,** the interval between the apex-beat and the arterial pulse. **i. focal,** the distance between the anterior and posterior focal points.

intervallary (*in-ter-val'-a-re*) [see *interval*]. Occurring between paroxysms of a disease.

intervascular (*in-ter-vas'-kū-lar*) [*inter-; vasculum*, a small vessel]. Located between vessels.

interventricular (*in-ter-ven-trik'-ū-lar*) [*inter-; ventriculum*, a ventricle]. Situated between ventricles. **i. septum,** the partition between the ventricles of the heart.

interversion (*in-ter-ver'-shun*) [*inter-; vertere*, to turn]. Evolution.

intervertebral (*in-ter-ver'-te-bral*) [*inter-; vertebra*, a bone of the spine]. Between the vertebræ. **i. discs,** the discs of fibrocartilage between the adjacent surfaces of the bodies of the vertebræ. **i. foramen.** See *foramen, intervertebral.* **i. notch,** the notch at the base of the pedicle on the sides of the body of each vertebra. **i. substance.** Same as *i. discs.*

intervillous (*in-ter-vil'-us*) [*inter-; villus*, a tuft of hair]. Situated between villi.

interzonal (*in-ter-zo'-nal*) [*inter-; zona*, zone]. In dentistry, applied to the line between enamel and dentine, at the periphery of the latter.

intestin (*in-tes'-tin*). See *bismuthnaphthalin benzoate.*

intestinal (*in-tes'-tin-al*) [see *intestine*]. Pertaining to the intestine. **i. absorption,** the absorption of the products of digestion by the capillaries, veins, and lacteals of the mucous membrane of the intestine. **i. anastomosis.** See *anastomosis, intestinal.* **i. canal,** the entire intestinal passage from the beginning of the duodenum to the anus. **i. concretion.** See *enterolith.* **i. juice,** the secretion of the intestinal glands, a pale-yellow fluid, alkaline in reaction, having a specific gravity of 1011, and possessing diastasic and proteolytic properties. It also, to a certain extent, emulsifies and decomposes fats. Syn., *succus entericus.* **i. obstruction,** arrest of or interference with the progress of the feces. **i. stasis,** constipation.

intestine (*in-tes'-tin*) [*intestinum*, intestine, from *intus*, within]. The part of the digestive tube extending from the beginning of the pylorus to the anus. It consists of the small and large intestine. The former is about 6½ meters (20 feet) in length, and extends from the pylorus to its junction with the large intestine at the cecum. Three divisions are described—the *duodenum*, 22 cm. long, is the most important; the *jejunum*, 2.2 meters long, and the *ileum*, 4 meters long. The large intestine is about 1.6 meters (5 feet) long, and consists of the cecum (with the vermiform appendix), the colon, and the rectum. The wall of the intestine is made up of four coats—a serous, muscular, submucous, and mucous. Embedded in the wall are minute glands, and projecting from the surface, in the small intestine, are the villi. The function of the intestine is to continue and complete the changes begun in the mouth and stomach and to remove the waste-matter, or feces.

intestinulum (*in-tes-tin'-ū-lum*) [L., a small intestine; *pl., intestinula*]. 1. The small intestine. 2. A cerebral convolution or gyrus. 3. The umbilical cord or navel-string.

intestinum (*in-tes-ti'-num*) [see *intestine*]. **i., cæcum,** the cæcum. **i. crassum,** the large intestine. **i. ileum,** the ileum. **i. jejunum,** the jejunum. **i. rectum,** the rectum. **i. tenue,** the small intestine. **i. tenue mesenteriale,** that portion of the small intestine which has a mesentery, namely the jejunum and ileum.

intima (*in'-tim-ah*) [*intimus*, inmost]. The innermost of the three coats of a blood-vessel.

intimal (*in'-tim-al*). Pertaining to the intima.

intimitis (*in-tim-i'-tis*). Inflammation of an intima.

intine (*in'-tin*). The thin, inner coat of an endospore.

intoe (*in'-to*). Hallux valgus

intoeing (*in-to'-ing*). A condition in which a person (usually a child) walks, with the toes pointing inward, so that when he attempts to run he trips over his feet or falls.

intolerance (*in-tol'-er-ans*) [*in*, not; *tolerare*, to bear]. Want of endurance or ability to stand pain. Impatience. Also, the inability to endure the action of a medicine. **i. of light.** See *photophobia.*

intonation (*in-to-na'-shun*) [*intonare*, to thunder]. 1. The tone of the voice. 2. The rumbling or gurgling sound produced by the movement of flatus in the bowels.

intort (*in'-tort*). To turn inward.

intoxation (*in-toks-a'-shun*). Poisoning by toxic products other than alcohol.

intoxicant (*in-toks'-ik-ant*) [*intoxicare*, to intoxicate]. 1. Intoxicating; capable of producing intoxication or poisoning. 2. A drug or agent capable of producing intoxication.

intoxication (*in-toks-ik-a'-shun*) [*in*, in; τοξικόν, poison]. 1. Poisoning. 2. The acute state produced by overindulgence in alcohol.

intoxications (*in-toks-ik-a'-shuns*) [see *intoxication*]. A general name for the group of diseases due to the administration of poisons generated entirely outside of the body.

intra- (*in-trah-*). A prefix signifying within or during.

intra-abdominal (*in-trah-ab-dom'-in-al*) [*intra-; abdomen*]. Within the cavity of the abdomen.

intra-acinar, intra-acinous (*in-trah-as'-in-ar, -us*) [*intra-; acinus*, a berry]. Situated or occurring within an acinus.

intra-arachnoid (*in-trah-ar-ak'-noid*). Within or underneath the arachnoid.

intra-arterial (*in-trah-ar-te'-re-al*). See *endarterial.*

intra-articular (*in-trah-ar-tik'-ū-lar*) [*intra-; articulus*, a joint]. Within a joint.

intra-atrial (*in-trah-a'-tre-al*) [*intra-; atrium*]. Within one of the atria of the heart.

intra-aural (*in-tra-aw'-ral*). Within the ear.

intra-auricular (*in-tre-aw-rik'-ū-lar*). Within one of the auricles of the heart.

intrabronchial (*in-trah-brong'-ke-al*). Within a bronchus or bronchial tube.

intrabuccal (*in-trah-buk'-kal*) [*intra-; bucca*, cheek]. 1. Within the mouth. 2. Inside the cheek.

intracapsular (*in-trah-kap'-sū-lar*) [*intra-; capsula*, a capsule]. Within the capsular ligament of a joint, as *intracapsular* fracture.

intracardiac (*in-trah-kar'-de-ak*) [*intra-; καρδία*, heart]. Situated or produced within the heart cavity.

intracarpal (*in-trah-kar'-pal*) [*intra-; carpus*]. Within the carpus; among the bones of the carpus

intracartilaginous (*in-trah-kar-til-aj'-in-us*) [*intra-; cartilago*, cartilage]. Within a cartilage, as *intracartilaginous* ossification; endochondral

intracelial (*in-trah-se'-le-al*). 1. Within a body cavity. 2. Within one of the ventricles of the brain.

intracellular (*in-trah-sel'-ū-lar*) [*intra-; cellula*, a little cell]. Within a cell.

intracerebellar (*in-trah-ser-e-bel'-ar*). Within the cerebellum.

intracerebral (*in-trah-ser'-e-bral*) [*intra-; cerebrum*. Within the cerebrum.

intracervical (*in-trah-ser'-vik-al*) [*intra-; cervix*]. Within the cervical canal of the uterus, or any other cervical canal.

intraciliary (*in-trah-sil'-e-a-re*) [*intra-; cilium*, an eye-lash]. Situated within the ciliary region.

intracisor (*in-trah-si'-zor*) [*intra-; cadere*, to cut]. A hemostatic forceps which cuts or crushes the intima of an artery and removes the necessity of a ligature.

intracolic (*in-trah-kol'-ik*). Within the colon.

intracordial (*in-trah-kor'-de-al*) [*intra-; cor*, heart]. Endocardial.

intracorporeal (*in-trah-kor-pōr'-e-al*) [*intra-; corpus*, body]. 1. Within the body. 2. Within any corpus or corpora.

intracorpuscular (*in-trah-kor-pus'-kū-lar*) [*intra-; corpuscle*]. Within a blood corpuscle.

intracostal (*in-trah-kos'-tal*) [*intra-; costa*, rib]. On the inner surface of one or more of the ribs.

intracranial (*in-trah-kra'-ne-al*) [*intra-; κρανίον*, the skull]. Within the skull.

intracutaneous (*in-trah-kū-ta'-ne-us*) [*intra-; cutis*, the skin]. Within the skin-substance.

intracystic (*in-trah-sis'-tik*) [*intra-; κύστις*, a cyst.] Situated or occurring within a cyst or bladder.

intrad (*in'-trad*). See *entad*.

intradermic (*in-trah-der'-mik*) [*intra-; δέρμα*, skin]. Within the skin.

intradural (*in-trah-dū'-ral*) [*intra-; dura*]. Situated or occurring within the dura.

intraepidermal, intraepidermic (*in-trah-ep-i-derm'-al, -ik*). Within the substance of the epidermis.

intra-epiphyseal (*in-trah-ep-if-iz-e'-al*). Within an epiphysis.

intra-epithelial (*in-tra-ep-ehe'-i-le-al*). Within the epithelium.

intrafaradization (*in-trah-far-ad-i-za'-shun*). Faradization applied to the inner surface of a body-cavity.

intrafascicular (*in-tra-fas-ik'-ū-lar*). Within a fascicle.

intrafebrile (*in-trah-fe'-bril*, or *in-trah-feb'-ril*) Occurring during the febrile stage.

intrafetation (*in-trah-fe-ta'-shun*) [*intra-; fetus*]. The formation of a fetus within another fetus.

intrafilar (*in-trah-fi'-lar*) [*intra-; filum*, thread] Situated within the meshes of a network. **i. mass.** The paramitome, *q. v.*

intrafistular (*in-tra-fis'-tū-lar*). Within a fistula.

intrafusal (*in-trah-fū'-zal*) [*intra-; fusus*, a spindle]. Pertaining to the striated muscular fibers contained in a muscle-spindle.

intragalvanization (*in-trah-gal-van-i-za'-shun*). The application of galvanism to the inner surface of an organ.

intragastric (*in-trah-gas'-trik*). Located or occurring within the stomach.

intraglandular (*in-trah-glan'-dū-lar*). Within a gland.

intraglobular (*in-trah-glob'-ū-lar*). Within a blood-corpuscle; intracorpuscular.

intragyral (*in-trah-ji'-ral*) [*intra-; gyrus*, a gyre]. Within a gyre of the brain.

intrahepatic (*in-trah-he-pat'-ik*) [*intra-; ἧπαρ*, liver]. Within the liver-substance.

intrajugular (*in-trah-joo'-gū-lar*). Within or internal to the jugular foramen, vein, or process.

intralamellar (*in-trah-lam-el'-ar*) [*intra-; lamella*, a thin plate]. Within the lamellæ.

intralaryngeal (*in-trah-lar-in'-je-al*). Within the larynx.

intraligamentous (*in-trah-lig-am-en'-tus*) [*intra-; ligamentum*, a ligament]. Within or between the folds of a ligament, as an *intraligamentous* cyst.

intralingual (*in-trah-ling'-gwal*) [*intra-; lingua*, tongue]. Within the substance of the tongue.

intralobar (*in-trah-lo'-bar*) [*intra-; lobus*, a lobe]. Within a lobe.

intralobular (*in-trah-lob'-ū-lar*) [*intra-; lobulus*, a little lobe]. Within a lobule, as the *intralobular* vein of the liver.

intralocular (*in-trah-lok'-ū-lar*). Within the loculi of a structure.

intramammary (*in-trah-mam'-ar-e*). Within the breast.

intramarginal (*in-trah-mar'-jin-al*). Located within a margin.

intramastoiditis (*in-trah-mas-toid-i'-tis*). See *endomastoiditis*.

intramatrical (*in-trah-mat'-rik-al*). Inside of a matrix.

intramedullary (*in-trah-med'-ū-lar-e*) [*intra-; medulla*, marrow]. Within the medulla.

intramembranous (*in-trah-mem'-bran-us*) [*intra-; membrana*, a membrane]. Developed or taking place within a membrane, as *intramembranous* ossification.

intrameningeal (*in-trah-men-in'-je-al*) [*intra-; μῆνιγξ*, membrane]. Situated within the substance of the membranes of the brain or spinal cord.

intramine (*in'-tram-ēn*). Trade name of diorthoamino thiobenzene; used as a substitute for salvarsan in the treatment of syphilis.

intramural (*in-tran-mū'-ral*) [*intra-; murus*, a wall]. Within the substance of the walls of an organ, as *intramural* fibroid of the uterus.

intramuscular (*in-trah-mus'-kū-lar*) [*intra-; musculus*, a muscle]. Within the substance of a muscle.

intramolecular (*in-trah-mo-lek'-ū-lar*) [*intra-; molecula*, a molecule]. Within the molecules of a substance.

intramyocardial (*in-trah-mi-o-kar'-de-al*). Within the myocardium.

intranasal (*in-trah-na'-sal*) [*intra-; nasus*, nose]. Within the cavity of the nose.

intranatal (*in-trah-na'-tal*). Occurring during birth, or at the time of birth.
intraneural (*in-trah-nū'-ral*). Within a nerve.
intranuclear (*in-trah-nū'-kle-ar*) [*intra-; nucleus*, a kernel]. Within a nucleus.
intraocular (*in-trah-ok'-ū-lar*) [*intra-; oculus*, eye]. Within the globe of the eye, as *intraocular* hemorrhage.
intraoral (*in-trah-ōr'-al*) [*intra-; os, oris*, a mouth]. Within the mouth.
intraorbital (*in-trah-or'-bit-al*) [*intra-; orbita*, orbit]. Within the orbit.
intraosseous (*in-trah-os'-e-us*) [*intra-; os, ossis*, a bone]. Within the substance of a bone.
intraosteal (*in-trah-os'te-al*). Intraosseous.
intraovarian (*in-trah-o-va'-re-an*) [*intra-; ovarium*, ovary]. Within the ovarian stroma.
intraparenchymatous (*in-trah-par-en-ki'-mat-us*) [*intra-; parenchyma*]. Within the parenchyma; between the elements of a tissue.
intraparietal (*in-trah-par-i'-e-tal*) [*intra-; paries*, a wall]. 1. Within the wall of an organ. 2. Within the parietal region of the cerebrum, as the *intraparietal* fissure.
intra partum (*in'-trah par'-tum*) [L.]. During childbirth or delivery.
intrapelvic (*in-trah-pel'-vik*) [*intra-; pelvis*, basin]. Within the pelvic cavity.
intraperitoneal (*in-trah-per-it-on-e'-al*) [*intra-; peritoneum*]. Within the peritoneum.
intrapial (*in-trah-pī'-tal*). Within the pia mater.
intraplacental (*in-trah-plas-en'-tal*) [*intra-; placenta*]. Within the placental tissue.
intrapleural (*in-trah-ploo'-ral*) [*intra-; pleura*]. Within the pleural cavity.
intrapolar (*in-trah-po'-lar*) [*intra-; polus*, pole]. Between two poles.
intrapontine (*in-trah-pon'-tīn*) [*intra-; pons*]. Situated within the pons Varolii.
intraprostatic (*in-trah-pros-tat'-ik*). Within the prostate gland.
intrapulmonary (*in-trah-pul'-mon-a-re*) [*intra-; pulmonary*]. Within the substance of the lung.
intrapyretic (*in-trah-pi-ret'-ik*) [*intra-; πυρετός*, feverish]. Occurring during the febrile stage.
intrarachidian (*in-trah-rak-id'-e-an*). Intraspinal.
intrarectal (*in-trah-rek'-tal*). Within the rectum.
intrarenal (*in-trah-re'-nal*) [*intra-; ren*, kidney]. Within the kidney.
intraretinal (*in-trah-ret'-in-al*) [*intra-; retina*]. Within the substance of the retina.
intrarrhachidian (*in-trar-rak-id'-e-an*). Intraspinal.
intrascleral (*in-trah-skle'-ral*) [*intra-; sclera*]. Situated, occurring, or performed within the sclera.
intrascrotal (*in-trah-skro'-tal*) [*intra-; scrotum*]. Within the scrotal sac.
intraspinal (*in-trah-spī'-nal*) [*intra-; spina*, spine]. Within the spinal canal.
intrasynovial (*in-trah-si-no'-ve-al*) [*intra-; synovia*]. Within the synovial membrane.
intratarsal (*in-trah-tar'-sal*) [*intra-; tarsus*]. Within the tarsus; among the bones of the tarsus.
intratesticular (*in-trah-tes-tik'-ū-lar*). Within the testicle.
intrathecal (*in-trah-the'-kal*).. Intraspinal.
intrathenar (*in-trah-the'-nar*). Between the thenar and hypothenar eminences.
intrathoracic (*in-trah-tho-ras'-ik*) [*intra-; θώραξ*, chest]. Situated or occurring within the thorax.
intratonsillar (*in-trah-ton-sil'-ar*). Situated within the tonsil.
intratracheal (*in-trah-tra'-ke-al*) [*intra-; trachea*]. Within the trachea. i. **insufflation**, insufflation through a tracheal tube introduced through the larynx.
intratubal (*in-trah-tū'-bal*) [*intra-; tuba*, a trumpet]. Within a tube; within a Fallopian tube.
intratympanic (*in-trah-tim-pan'-ik*) [*intra-; tympanum*]. Within the tympanic cavity.
intraurethral (*in-trah-ū-rē'-thal*) [*intra-; urethra*]. Within the urethra.
intrauterine (*in-trah-ū'-ter-in*) [*intra-; uterus*]. Within the uterus.
intravaginal (*in-trah-vaj'-in-al*). Within the vagina.
intravasation (*in-trav-as-a'-shun*) [*intra-; vas*, vessel]. The entrance of extraneous matter, as pus, into a blood-vessel. Cf. *extravasation*.
intravascular (*in-trah-vas'-kū-lar*) [*intra-; vasculum*, a small vessel]. Within the blood-vessels.
intravenous (*in-trah-ve'-nus*) [*intra-; vena*, a vein]. Within or into the veins. i. **injection**, the introduction of a solution directly into a vein.
intraventricular (*in-trah-ven-trik'-ū-lar*). Located or occurring within a ventricle.
intravertebral (*in-trah-ver-te'-bral*) [*intra-; vertebra*]. Same as *intraspinal*.
intravesical (*in-trah-ves'-ik-al*) [*intra-; vesica*, bladder]. Within the bladder.
intravillous (*in-trah-vil'-us*). Situated within a villus.
intravital, intra vitam (*in-trah-vi'-tal, -tam*) [*intra-; vita*, life]. Occurring during life. i. **stain**, one that will act upon living material.
intravitelline (*in-trah-vi'-tel-īn*). Within the vitellus of an ovum.
intravitreous (*in-trah-vit'-re-us*). Within the vitreous humor.
intrinsic (*in-trin'-sik*) [*intrinsecus*, on the inside]. Inherent; situated within; peculiar to a part, as the *intrinsic* muscles of the larynx
intro- (*in-tro-*). A prefix signifying within or into.
introcession (*in-tro-ses'-shun*) [*introcedere*, to go into]. A depression or sinking in, as of a surface.
introducer (*in-tro-dū'-sur*) [*introducere*, to lead into]. An instrument used in inserting anything; an intubator.
introflexion (*in-tro-flek'-shun*) [*intro-; flexio*, a bending]. A bending in, inward flexion.
introgastric (*in-tro-gas'-trik*) [*intro-; γαστήρ*, stomach]. Conveyed or passed into the stomach.
introitus (*in-tro'-it-us*) [*intro-; ire*, to go]. An aperture or entrance. i. **pelvis**, the inlet of the pelvis. i. **vaginæ**, the entrance to the vagina.
intromission (*in-tro-mish'-un*) [*intro-; mittere*, to send]. The introduction of one body into another, as of the penis into the vagina.
introspection (*in-tro-spek'-shun*) [*intro-; spicere*, to look] The act of looking inward. i., **morbid**, the morbid habit of self-examination; insane, or quasi-insane, dwelling upon one's own thoughts, feelings, impulses, fears, or conduct.
introsusception (*in-tro-sus-sep'-shun*) [*intro-; susscipere*, to receive]. Intussusception.
introversion (*in-tro-ver'-shun*) [*intro-; vertere*, to turn]. A turning within, as a sinking within itself of the uterus.
intubation (*in-tū-ba'-shun*) [*in*, in; *tuba*, a pipe]. 1. The introduction of a tube into a part, particularly of a tube into the larynx, to allow the entrance of air into the lungs, as in diphtheria. 2. Catheterism.
intubationist (*in-tū-ba'-shun-ist*). One who is expert in performing intubation of the larynx.
intubator (*in'-tū-ba-tor*). An instrument used in introducing a tube in intubation.

intumescence (*in-tū-mes'-ens*) [*intumescere*, to swell]. A swelling, of any character whatever. Also, an increase of the volume of any organ or part of the body.

intumescentia (*in-tū-mes-en'-she-ah*) [L.]. A swelling. **i. cervicalis**, the cervical enlargement of the spinal cord. **i. gangliformis**, the reddish, gangliform swelling of the facial nerve in the aqueduct of Fallopius. **i. lumbalis**, the lumbar enlargement of the spinal cord. **i. semilunaris.** See *ganglion, Gasserian.*

intussusception (*in-tus-sus-ep'-shun*) [*intus*, within; *suscipere*, to receive]. Invagination or slipping of one part of the intestine into the part beyond. It is most frequent in the young, occurring, as a rule, on the right side, the ileum slipping into the ascending colon, carrying the ileocecal valve in front of it. The condition is characterized by pain, tenesmus, frequent small bloody stools, the presence of a sausage-shaped tumor in the flank, and often, on rectal examination, of a mass in the rectum. **i., ascending, i., regressive, i., retrograde**, that form in which the lower part of the intestine is invaginated in the upper. **i., descending, i., progressive**, that form in which the upper part of the intestine is invaginated in the lower.

intussusceptum (*in-tus-sus-sep'-tum*) [see *intussusception*]. In intussusception, the invaginated portion of intestine.

intussuscipiens (*in-tus-sus-sip'-e-enz*). In intussusception, the invaginating segment of the intestine.

inula (*in'-ū-lah*) [L.]. Elecampane. The root of *I. helenium*, a plant of the natural order *Compositæ*, containing a principle resembling starch and termed *inulin*, a crystalline body, alantic acid ($C_{15}H_{20}O_3$), alantol ($C_{10}H_{16}O$), and helenin (C_6H_8O). Elecampane is tonic, stimulant, diaphoretic, diuretic, emmenagogue, and expectorant, and has been used in amenorrhea, dropsy, and in scaly skin diseases. Dose 20 gr.–1 dr. (1.3–4.0 Gm.).

inulain (*in-ū'-la-in*). A preparation from inula.

inulase (*in'ū-lās*). An enzyme found in the roots of *Inula helenium* and in the bulb of squill. It decomposes inulin but has no action on starch, and is destroyed by excessive alkalinity or acidity.

inulin (*in'-ū-lin*) [*inula*]. 1. $C_6H_{10}O_5$. A carbohydrate from elecampane and other plants. 2. A precipitate from the tincture of the root of *Inula helenium;* an aromatic stimulant, tonic, and expectorant. Dose 1–3 gr. (0.06–0.2 Gm.).

inulol (*in'-ū-lol*). See *alantol.*

inunction (*in-ungk'-shun*) [*inungere*, to anoint]. The act of rubbing an oily or fatty substance into the skin; also, the substance used.

inunctum (*in-unk'-tum*) [*inungere*, to anoint]. A substance used in inunction.

inustion (*in-us'-chun*) [*inustio*, a burning in]. A burning in; deep or thorough cauterization.

in utero (*in ū'-ter-o*) [L.]. Within the uterus; not yet born.

invaccination (*in-vak-sin-a'-shun*). Accidental inoculation with some other disease during vaccination.

invagination (*in-vaj-in-a'-shun*) [*in*, in; *vagina*, a sheath]. The act of insheathing or becoming insheathed.

invalid (*in'-val-id*) [*in*, not; *validus*, strong]. 1. Not well. 2. One who is not well, especially one who is chronically ill or whose convalescence is slow. 3. Suitable for an invalid person, as *invalid* diet, *invalid* chair.

invaliding (*in'-val-id-ing*) [*in*, not; *valere*, to be well]. The placing of a soldier or officer on the list of invalids, and thus excusing him from active duty.

invalidism (*in'-val-id-izm*) [*in*, not; *valere*, to be well]. Chronic ill-health; the state or condition of being an invalid.

invasion (*in-va'-zhun*) [*in*, upon; *vadere*, to go]. The onset, especially that of a disease; also, the manner in which the disease begins its attack.

invermination (*in-ver-min-a'-shun*) [*in*, in; *vermis*, worm]. A condition of having intestinal worms; ill-health due to parasitic worms; helminthiasis.

inverse temperature. A complete reversal of the usual course of the temperature, so that the morning temperature exhibits the maximum, and the evening temperature the minimum. It is not infrequently seen in acute tuberculous affections, and rarely in typhoid fever.

inversion (*in-ver'-shun*) [*in*, in; *vertere*, to turn]. 1. The act of turning inward. 2. A turning upside down. 3. In chemistry, the conversion of a dextrorotatory compound into one that is levorotatory. **i. of bladder**, a condition, occurring only in females, in which the bladder is in part or completely pushed into the dilated urethra. **i., sexual**, sexual instinct and attraction towards one of the same sex; homosexuality, *q. v.*

inversive (*in-ver'-siv*). Applied to ferments which convert canesugar into glucose.

invert (*in'-vert*). A person addicted to homosexuality.

invertase (*in-ver'-tās*). Same as *invertin.*

invertebral (*in-vurt'-e-bral*) [*in*, not; *vertebra*, backbone]. Without a spinal column.

invertebrata (*in-ver-te-bra'-tah*) [*in*, not; *vertebra*]. Animals that have no spinal column.

invertebrate (*in-vert'-e-brāt*) [*in*, not; *vertebra*, backbone]. 1. Without a spinal column; invertebral. 2. An animal without a vertebra.

invertin (*in-ver'-tin*) [*in*, not; *vertere*, to turn]. A ferment found in the intestinal juice, and produced by several species of yeast-plant, it converts cane-sugar in solution into invert-sugar.

invertor (*in-ver'-tor*). A muscle which rotates a part inward.

invertose (*in'-ver-tōs*). Invert-sugar.

invert-sugar. A sugar that turns rays of polarized light to the left. The term is usually applied to levulose or to a mixture of dextrose and levulose.

investing (*in-ves'-ting*) [*investire*, to invest]. Ensheathing, surrounding. In dentistry, embedding a denture in what is known as investing-material, for the purpose of soldering the linings or backings of the teeth to the plate.

investiture, investment (*in-vest'-i-chur, in-vest'-ment*) [*in*, in; *vestire*, to clothe]. A sheath; a covering. **i., fibrous** (of the suprarenal capsule), a sheath of connective tissue composed of an outer loose portion and an inner part adhering closely to the capsule; its deeper layers contain unstriped muscle-fiber. Syn., *involucrum renis succenturiati.* **i., myelin**, the medullary sheath;

inveterate (*in-vet'-er-at*) [*in*, with an intensive force; *vetus*, old]. Long established; chronic; resisting treatment; obstinate; as an *inveterate* skin disease.

invious (*in'-ve-us*) [*in*, not; *via*, a way]. Impenetrable; impervious.

invirility (*in-vir-il'-it-e*) [*in*, not; *virilis*, of a man]. Lack of virile power; male impotency.

inviscation (*in-vis-ka'-shun*) [*in*, in; *viscum*, bird-lime]. Insalivation.

in vitro (*in vit'-ro*) [L.]. 1 Within glass, especially within test-tubes. 2 A method of observing, under the microscope, reproduction and life processes in living cells on a prepared glass slide.

in vivo (*in vi'-vo*) [L.]. Within the living body, as distinguished from occurrences observed *in vitro*.

involucre (*in'vō-lū-ker*). Same as *involucrum*, *q. v.*

involucrum (*in-vo-lū'-krum*) [*involvere*, to inwrap; *pl.*, *involucra*]. The covering of a part. The sheath of bone enveloping a sequestrum.

involuntary (*in-vol'-un-ta-re*) [*in*, not; *voluntarius*, willing]. Performed or acting independently of the will. **i. muscles**, those that are not governed by the will.

involute (*in'-vo-lūt*) [*involvere*, to roll up, to wrap up]. In biology, rolled up, as the edges of certain leaves in the bud.

involution (*in-vo-lu'-shun*) [*involvere*, to roll upon]. 1. A turning or rolling inward. 2. The retrogressive change to their normal condition that certain organs undergo after fulfilling their functional purposes. **i., buccal**, the folding in of the epiblast which forms the cavity of the mouth. **i.-forms**, a term applied to microorganisms that have undergone degenerative changes as a result of unfavorable environment. **i., pituitary**, the ingrowth of the epiblast of the mouth cavity which forms the hypophysis. **i., senile**, senile atrophy. **i. of the uterus**, the return of the uterus after gestation to its normal weight and condition.

inward (*in'-ward*). Toward the center **i. convulsions.** Synonym of *laryngismus stridulus*.

inyloma (*in-il-o'-mah*) [Is, fiber; ὑλή, matter]. A fibrous tumor; inhyloma.

inymenitis (*in-im-en-i'-tis*). See *inohymenitis*.

iocamfen (*i-o-kam'-fen*). The trade mark for a liquid obtained by the interaction of iodine, 10 parts, phenol 20, camphor 70. Contains about 7 25 % of free iodine.

iodacetanilide (*i-o-das-et-an'-il-īd*). See *iodoacetanilide*.

iodacetyl (*i-o-das'-et-il*). See *acetyl iodide*.

iodal (*i'-o-dal*), C_2I_3HO. A compound formed on the type of chloral, but containing iodine instead of chlorine. Said to resemble chloral in its sedative qualities; is seldom used as a remedy.

iodalbacide (*i-o-dal'-bas-īd*). Iodine (10%) combined with albumin. In treatment of syphilis, dose, 15 gr. (1 Gm.) 3 to 6 times daily.

iodalbin (*i-o-dal'-bin*). Trade name of a compound of iodine and blood albumin, used like the iodides. Dose, 5–8 gr. (0.3–0.5 Gm.).

iodalose (*i'-o-dal-ōs*). A preparation containing iodine and peptone.

iodamyl (*i-o-dam'-il*). 1. See *amyl iodide*. 2. See *iodamylum*. **i.-formol**, a combination of formaldehyde, starch, thymol, and iodine.

iodamylum (*i-od-am'-il-um*). Iodized starch; employed internally in the proportion of 5 parts of iodine to 95 parts of starch. Dose 3–10 gr. (0.2–0.6 Gm.); externally in sluggish ulcers.

iodan (*i'-o-dan*). Trade name of a preparation containing iodine in goose grease.

iodanisol (*i-o-dan'-is-ol*), $C_6H_4(OCH_3)I$. A proposed antiseptic forming a yellow or red crystalline mass soluble in alcohol and ether, melting at 47° C.

iodanitin, iodanitol (*i-od-an'-it-in, -ol*). A combination of iodine and anitin; a bactericide.

iodanthrak (*i-od-an'-thrak*). An absorption product of iodine and animal charcoal, containing 20 % of iodine; used as an antiseptic.

iodantifebrin. See *iodoacetanilide*.

iodantipyrine (*i-o-dan-tip-i'-rēn*). See *iodopyrine*.

iodargol (*i-o-dar'-gol*). An electrically prepared colloidal oily solution of iodine, said to be non-toxic.

iodate (*i'-o-dāt*). Any salt of iodic acid.

iodated (*i'-o-da-ted*). Charged with iodine.

iodatum (*i-o-da'-tum*). Charged with iodine.

iodcaffeine. See *iodocaffeine*.

iodethane, iodethyl (*i-od'-eth-ān, -il*). See *ethyl iodide*.

iodethylformin (*i-od-eth-il-form'-in*). A proposed substitute for iodides for internal use.

iodex (*i'-o-deks*). Trade name of an absorbable iodine ointment which leaves no stain.

iodgelatin (*i-od-jel'-at-in*). A colorless liquid, containing a chemical combination of iodine and gelatin, dissolved in glycerin, potassium iodide, and water; it contains 2% of iodine.

iodhydrate (*i-ōd-hi'-drat*). Synonym of *hydriodate*.

iodia (*i-o'-de-ah*). A proprietary remedy said to contain stillingia, menispermum, etc., with five grains of potassium iodide and two grains of iron phosphate in each fluidram. Dose as an alterative, ʒj–ij

iodic (*i-od'-ik*). Obtained from or containing iodine; also due to the use of iodine. **i. acid**, See *acid, iodic*.

iodide, iodid (*i'-o-did*) [see *iodine*]. A compound of iodine with another element or radical.

iodidum (*i-o-di'-dum*). An iodide.

iodimetry (*i-o-dim'-et-re*) [*iodine*; μέτρον, measure]. The determination of the quantity of iodine in a compound or mixture.

iodin (*i'-o-din*). See *iodine*.

iodine, iodum (*i'-o-din, i-o'-dum*) [ἰώδης, violet-colored, from ἴον, a violet; εἶδος, like]. Symbol I; atomic weight 126.92, quantivalence I; specific gravity 4.948 at 17° C. (62 6° F.). A nonmetallic element with metallic luster, volatilizing at a low temperature, and giving off an irritating, crimson-purple vapor. It occurs in most marine plants, in shell-fish, and in cod-liver oil. It is soluble in alcohol and in solutions of potassium iodide and of sodium chloride. It is a powerful irritant, and is used chiefly as an alterative in scrofula and rickets; as an absorbent in goiter and lymphatic enlargements; as a counterirritant, and to produce inflammatory reaction in hydrocele and other cysts. The long-continued use of iodine and its preparations produces a form of poisoning termed *iodism*. See *iodism*. **i.-green**, a green pigment derived from coal-tar, used in histological work. **i. liniment** (*linimentum iodi*, B. P.), is used locally. **i. number (of fat)**, the number of milligrams of iodine taken up by one gram of fat from a solution of iodine. **i. ointment** (*unguentum iodi*, U. S. P.), used locally as an absorbent. **i. pentoxide.** See *acid, iodic*. **i.-phosphor**, a combination of phosphorus, $\frac{1}{10}$ gr., in 20 min. of iodipin of 25% strength. It is used hypodermatically in neurasthenia, spinal sclerosis, gout, etc. Dose 20 min. (1 2 Cc.). **i. reaction**, iodophilia developed by exposing a dried blood-smear to the action of a solution containing 3 parts of potassium iodide and 1 part of iodine in 100 parts of water, brought to syrupy consistence by adding lumps of gum-arabic. **i., solution of**

compound (*liquor iodi compositus*, U. S. P.), Lugol's solution. Dose 1–10 min. (0.065–0.65 Cc.). **i., tincture of** (*tinctura iodi*, U. S. P.). Dose 5–15 min. (0.32–1.0 Cc.). It is chiefly used locally. **i. tribromide,** IBr_3, a dark-brown fluid recommended for spraying in diphtheritic sore throat of children: 1 part in 300 parts of water. **i. vapor** (*vapor iodi*, B. P.) is used for inhalation.

iodinophile, iodinophil (*i-o-din'-o-fīl, i-o-din'-o-fil*) [*iodin; φιλεῖν*, to love]. Having an affinity for iodine stain. A histological element staining readily with iodine.

iodinophilia (*i-o-din-o-fil'-e-ah*). See *iodophilia*.

iodiodoformin (*i-o-di-o-do-form'-in*), $C_8H_{12}N_4 \cdot CHI_3$. A light brown, insoluble powder obtained from hexamethylentetramine by action of iodine, a substitute for iodine.

iodipalin (*i-o-dip'-al-in*). Trade name of a mixture of iodine with a fixed oil.

iodipin (*i-o'-di-pin*). An addition-product of iodine, 10 to 25%, and sesame oil; used in syphilis, sciatica, etc Dose, by mouth, 1–4 dr. (3.7–15.0 Cc.) of 10% solution; enema, 5–7 oz. (148–207 Cc.); subcutaneous injection, 1–2 dr. (3.7–7.5 Cc.) of 25% solution.

iodipsol (*i-o-dip'-sol*). A compound of iodine used as a substitute for iodoform.

iodism (*i'-o-dizm*) [*iodine*]. A condition arising from the prolonged use of iodine or iodine compounds, marked by frontal headache, coryza, ptyalism, and various skin-eruptions, especially acne; rarely by a cachexia with atrophy of the sexual organs and marked nervous symptoms

iodite (*i'-o-dīt*). A salt of iodous acid.

iodival (*i-o'-div-al*). Trade name of a preparation containing iodine, urea, and valeric acid.

iodized (*i'-o-dīzd*) [*iodine*]. Impregnated with iodine. **i. moogrol.** See *Moogrol*.

iodoacetanilide (*i-o-do-as-et-an'-il-id*), C_8H_8INO. An inert substance forming white, tasteless, flaky crystals, insoluble in water, obtained from acetanilide in acetic acid by action of iodine chloride. Syn., *iodantefebrin; iodacetanilide*.

iodoalbumin (*i-o-do-al'-bū-min*). A compound of iodine and albuminoids used in myxedema.

iodoamylene (*i-o-do-am'-il-ēn*), C_5H_9I. A reaction-product of valerylene with fuming hydroiodic acid; a clear liquid soluble in alcohol, boils at 142° C. Syn., *valerylene hydroiodide*.

iodoamylum. See *iodamylum*.

iodobismatol (*i-o-do-bis'-mat-ol*). A bismuth compound for use in syphilis.

iodocaffeine (*i-o-do-kaf'-e-in*). Colorless crystals, soluble in water, decomposing in hot water, obtained from a solution of potassium iodide and caffeine by action of sulphureted hydrogen.

iodocasein (*i-o-do-ka'-se-in*). An antiseptic yellow powder with odor of iodine, prepared from iodine and casein; it is used as a vulnerary.

iodochloroxyquinolin (*i-o-do-klor-oks-e-kwin'-ol-in*). A bactericide used in surgery as a substitute for iodoform. Syn., *vioform*.

iodocin (*i-o'-do-sin*). A proprietary antiseptic, analgesic, and styptic.

iodocitin (*i-o-dos'-it-in*). An iodized combination of albumin and lecithin.

iodocol, iodokol (*i-o'-do-kol*). A compound of iodine and guaiacol; used in tuberculosis, croupous pneumonia, etc. Dose 3–6 gr. (0.2–0.4 Gm.) 4 to 5 times daily.

iodocresol (*i-o-do-kre'-sol*), C_7H_7IO. A proposed substitute for iodoform. See *traumatol*.

iodocrol (*i-o'-do-krol*). See *carvacrol iodide*.

iodocyanide (*i-o-do-si'-an-īd*). A double salt made up of a cyanide and an iodide of the same base.

iododerma (*i-o-do-derm'-ah*) [*iodine; δέρμα*, skin]. Skin diseases due to use of iodine and its preparations.

iodoeugenol (*i-o-do-ū'-jen-ol*), $C_{10}H_{11}IO_2$. A compound of iodine and eugenol-sodium; a yellow, inodorous, insoluble powder, melting at 150° C. It is used as an antiseptic.

iodofan (*i-o'-do-fan*). An iodoform substitute derived from formaldehyde and iododioxybenzene.

iodoform, iodoformum (*i-o'-do-form, i-o-do-form'-um*) [*iodine; forma*, form], CHI_3. A yellow, finely crystalline substance having a peculiar penetrating odor, and containing about 96.7% of iodine by weight. It is readily soluble in chloroform and ether, less readily in alcohol, and but slightly in water. Iodoform is antiseptic and anesthetic, and is used as a dressing to wounds and syphilitic and chancroidal



IODOFORM.

ulcers, either in powder or in the form of iodoform gauze. In tuberculous affections, when it can be directly introduced, it has yielded good results, being in such cases usually employed in the form of an emulsion in olive-oil or as an ethereal solution. Internally it has been used as an alterative in goiter, rickets, pulmonary tuberculosis, and syphilis. Dose 1–3 gr. (0.065–0.2 Gm.). The use of large quantities locally has led to the production of toxic symptoms, which resemble those of meningitis, and to fatty degeneration of the internal organs. Syn., *formyl triiodide; triiodomethane*. **i., deodorous,** a combination of iodoform and thymol. Syn., *anozol*. **i. gauze,** gauze impregnated with iodoform. **i. ointment** (*unguentum iodoformi*, U. S. P.), used as a local antiseptic and stimulant. **i. oleate,** a mixture of 2% of iodoform in oleic acid. It is used as an external antiseptic on ulcers and abrasions. **i.-salol,** a mixture of iodoform and phenyl salicylate; used as an antiseptic in old wounds and in cavities. **i. suppositories** (*suppositoria iodoformi*, B. P.), used after rectal operations and in fissure of the anus.

iodoformagen (*i-o-do-for'-maj-en*). See *iodoformogen*.

iodoformal (*i-o-do-form'-al*), $C_8H_{12}N_4.C_2H_3I.CHI_3$. A yellow powder produced by the combination of ethyl-hexamethylentetramine hydriodide and iodoform. It is used as a substitute for iodoform.

iodoformalbumin (*i-o-do-form-al'-bū-min*). Iodoformogen.

iodoformin (*i-o-do-form'-in*), $(CH_2)_6N_4.CHI_3$. An inodorous compound of iodoform, 75%, with hexamethylentetramine. **i.-mercury**, a yellowish, insoluble powder recommended as an antiseptic.

iodoformism (*i-o'-do-form-izm*). Poisoning with iodoform.

iodoformize (*i-o'-do-form-iz*). To impregnate with iodoform.

iodoformogen (*i-o-do-form'-o-jen*). A compound of iodoform, 10%, and albumin, forming a bright yellow, very light powder, insoluble in water and sterilizable at 100° C.

iodoformum (*i-o-do-form'-um*). Iodoform.

iodogallicin (*i-o-do-gal'-is-in*). See *bismuth-oxyi-ododmethyl gallol.*

iodogene, iodogenin (*i-o'-do-jēn, i-o-doj'-en-in*). A disinfectant, said to be a mixture of charcoal and potassium iodate, molded into cones. Iodine is liberated on combustion.

iodogenol (*i-o-doj'-en-ol*). A compound of iodine and peptonized albumin proposed as a succedaneum for the iodine preparations ordinarily employed internally.

iodoglandin (*i-o-do-gland'-in*). A preparation of thyroid gland said to contain no thyroidin

iodoglidine (*i-o-do-glī'-dēn*). Trade name of a preparation of iodine and a vegetable albumin.

iodoglobulin (*i-o-do-glob'-ū-lin*). A substance derived from the thyroid gland, said to be more soluble than thyroidin.

iodohemol (*i-o-do-he'-mol*). A compound consisting of iodine and hemol. See *hemol.*

iodohydrargyrate (*i-o-do-hi-drar'-ji-rāt*). A combination of mercuric iodide with the iodide of another metallic element.

iodohydric (*i-o-do-hi'-drik*). Hydriodic.

iodol, iodolum (*i'-o-dol, i-o'-do-lum*), $C_4I_4.NH$. An odorless, grayish-brown powder, soluble in alcohol and in ether, and used as a substitute for iodoform, and also in the treatment of diabetes mellitus. Dose ½–5 gr. (0.032–0.32 Gm.). Syn., *tetraiodopyrrol.* **i.-caffeine**, $C_8H_{10}N_4O_2.C_4I_4NH$, a light-gray, crystalline powder, insoluble in water, containing 74.6% of iodol and 25.4% of caffeine. It is a surgical antiseptic. Syn., *caffeinated iodol.* **i.-menthol**, a mixture of 1 part of menthol with 99 parts of iodol.

iodolecithin (*i-o-do-les'-ith-in*). An organic compound containing 28 % of iodine.

iodoleine (*i-o-do'-le-ēn*). Trade name of a preparation containing iodine and poppyseed oil.

iodolen, iodolene, iodoline (*i-o'-do-len, -lēn*). An iodol albumin compound said to contain 36% of iodine. It is a yellowish, granular powder, without odor or taste, soluble in hot alkaline solutions. It is a succedaneum for iodides internally and a nonirritant external antiseptic. In tertiary syphilis, dose, 30 gr. (2 Gm.) 6 to 10 times daily.

iodomaisin (*i-o-do-ma'-sin*). Trade name of a preparation containing iodine and a gluten derived from maize.

iodomethane (*i-o-do-meth'-ān*). Methyl iodide.

iodometric (*i-o-do-met'-rik*). 1: Relating to iodometry 2. In chemical analysis relating to the process or act of determining the quantity of a substance by its reaction with a standard solution of iodine.

iodometry (*i-o-dom'-et-re*) [*iodine; μέτρον*, a measure]. The estimation of the iodine-content in a compound.

iodomuth (*i-o'-do-muth*), $Bi_8C_7H_7I_3O_8$. A reddish-brown powder containing bismuth and 25% of iodine. It is siccative, antiseptic, and alterative. Dose 1–10 gr. (0.06–0.6 Gm.).

iodonaftan (*i-o-do-naf'-tan*). An ointment-base containing 3% of iodine.

iodonaphthol (*i-o-do-naf'-thol*). See *naphtholaristol.*

iodone (*i'-o-dōn*). Trade name of an antiseptic; it is a periodide of phthalic anhydride.

iodonucleoid (*i-o-do-nū'-kle-oyd*). A preparation containing iodine and nuclein.

iodophen (*i-o'-do-fen*). See *nosophen.*

iodophenacetin (*i-o-do-fe-nas'-et-in*). See *iodophenin.*

iodophenin (*i-o-do-fe'-nin*) [*iodine; phenyl*], $C_{20}H_{22}I_2N_2O_4$. A combination of iodine and acetphenetidin. It is an effective bactericide.

iodophenochloral (*i-o-do-fe-no-klor'-al*). A brown fluid used in skin diseases due to parasites; it is said to consist of equal parts of phenol, tincture of iodine and chloral hydrate.

iodophenol (*i-o-do-fe'-nol*). A solution of 20 parts of iodine in 76 parts of fused phenol with 4 parts of glycerol.

iodophil (*i-o'-do-fil*). See *iodinophil.*

iodophilia (*i-o-do-fil'-e-ah*) [*iodine; φιλεῖν*, to love]. A pronounced affinity for iodine; the term is applied to the protoplasm of leukocytes in purulent conditions.

iodophosphide (*i-o-do-fos'-fid*). A combination of an iodide with a phosphide.

iodophthisis (*i-o-doff'-this-is*). The emaciation, or local or general wasting that may result from free use of iodine as a remedy.

iodopyrine (*i-o-do-pi'-rēn*). Iodantipyrine. A chemical compound of iodine and antipyrine with the composition, $C_{11}H_{11}IN_2O$. It is an antipyretic in doses of from one to five grains.

iodosapol (*i-o-do-sa'-pol*). A guaiacol compound used as an antiseptic dressing and as a disinfectant for the hands and for surgical instruments.

iodoserum (*i-o-do-se'-rum*). A solution of sodium chloride, 6 parts, and potassium iodide, 2 parts, in 1000 Cc. of water; it is used as a sedative and in syphilis.

iodosin, iodosinum (*i-o'-do-sin, i-o-do-si'-num*). A compound of iodine, 15%, and albumin; it is proposed as a succedaneum for iodothyrin.

iodospongin (*i-o-do-spon'-jin*). A substance containing iodine and possessing thyroid properties, isolated from bath-sponge.

iodostarin (*i-o-do-star'-in*). An organic preparation of iodine containing 47.5% of iodine. It is insoluble in water, and is odorless and tasteless; it is said to be less toxic than iodoform.

iodosyl (*i-o'-do-sil*). An iodoform substitute.

iodotannin (*i-o-do-tan'-in*). An aqueous mixture of iodine and tannin.

iodoterpin (*i-o-do-ter'-pin*), $C_{10}H_{11}I$. A combination of iodine, 50%, and terpin; a dark-brown liquid with the odor of turpentine. It is used as a substitute for iodoform.

iodotheine (*i-o-do-the'-in*). Colorless crystals or white powder obtained from sodium iodide with theine by action of sulphureted hydrogen; it is soluble in water, decomposes in hot water. It is used to increase systolic action and arterial pressure of the heart. Dose 2–8 gr. (0.13–0.52 Gm.) 2 to 6 times daily in cachets.

iodotheobromine (*i-o-do-the-ō-bro'-min*). A reaction-product of theobromine, a solution of potassium iodide and sulphureted hydrogen.

It is diuretic, stimulant, and alterative, and is used in cardiac affections. Dose 5–8 gr. (0.32–0.52 Gm.).

iodotherapy (*i-o-do-ther'-ap-e*). The treatment or cure of disease by the use of iodine or its compounds.

iodothymoform (*i-o-do-thi'-mo-form*). Iodothymol formaldehyde, a condensation-product of thymol and formaldehyde; it is used as a wound antiseptic.

iodothymol (*i-o-do-thi'-mol*). See *aristol.*

iodothyrin (*i-o-do-thi'-rin*). A lactose trituration of the active constituents of thyroid glands of sheep. One grain contains 0.3 mg. of iodine. It is alterative and discutient. Dose 15–30 gr. (1–2 Gm.) daily. Syn., *thyrein; thyreoiodine; thyroiodine.*

iodothyroglobulin (*i-od-o-thi-ro-glob'-ū-lin*). An iodine-containing globulin found in the thyroid gland.

iodotone (*i-o-do-tōn*). Trade name of an iodine preparation.

iodoval (*i-o'-do-val*). Trade name of an iodine preparation, said to be an iodovalerylurea.

iodovasogen (*i-o-do-vas'-o-jen*). A solution of iodine in vasogen; it is recommended in infiltrated and spreading ulcers of the cornea.

iodovasol (*i-o-do-vas'-ol*). A combination of vasol and 7% of iodine.

iodozen (*i-o'-do-zen*), $C_6H_2I_2(COOCH_2.ONa)$. An iodine derivative of methyl salicylate used as an external antiseptic and discutient.

iodozone (*i-o'-do-zōn*). A combination of iodine and ozone; it is used as a mouth-wash and as an inhalation in tuberculosis.

iodum (*i-o'-dum*). See *iodine.*

iodurase (*i-od'-ū-rās*). Trade name of a preparation containing iodine and yeast.

ioduret (*i-od'-ū-ret*) [*iodine*]. An iodide

iodylin (*i-o'-dil-in*). Trade name of bismuth iodosalicylate, an iodoform substitute.

iodyloform (*i-o-dil'-o-form*). Trade name of an iodoform substitute containing iodine and gelatin.

iolin (*i'-o-lin*). A preparation for external use containing 20% of iodine; it is said not to stain the skin.

ion (*i'-on*) [*lόν*, going]. An atom or group of atoms carrying an electric charge, formed by the dissociation of a dissolved molecule by the action of a solvent like water; it is classified as an *anion* or *kation*, according as it carries a negative or a positive charge of electricity.

ionic medication. See *medication.*

ionium (*i-o'-ne-um*) [*ion*]. A recently discovered element of radio-active properties.

ionization (*i-on-i-za'-shun*) [*ion*]. Electrolytic dissociation; the production of ions.

ionize (*i'-on-iz*). To dissociate into ions; said of an electrolyte.

ionometer (*i-on-om'-et-er*). An instrument for estimating the amount of x-rays.

ionone (*i'-on-ōn*). A hydroaromatic ketone prepared synthetically from citral, the odorous principle of lemon oil. It has the odor of violets.

ionophose (*i-on'-o-fōz*). A violet phose.

iontophoresis (*i-on-to-fo-re'-sis*) [*ion-; φόρησις*, a carrying]. The introduction of ions into the body by the electric current, for therapeutic purposes. Medical ionization; cataphoresis.

iontoquantimeter (*i-on-to-kwon-tim'-et-er*) [*i o n; quantus*, how much; *μέτρον*, measure]. An apparatus for estimating the quantity of x-rays, by calculating the ionization.

iophobia (*i-o-fo'-be-ah*) [*ἰός*, poison; *φόβος*, fear]. A morbid dread of poisons.

iopropane (*i-o-prop'-ān*). Iothion.

iosorptol (*i-o-sorp'-tol*). A honey-like liquid, miscible with water, ether, alcohol, etc., used as an application in skin diseases.

iotacism (*i-o'-tas-izm*) [*ἰῶτα*, the Greek letter I.] Inability to pronounce distinctly the proper sound of the letter *i.*

ioterpin (*i-o-ter'-pin*). Iodoterpin.

iothion (*i-o-thi'-on*). Diiodhydroxypropane, a yellow, oily fluid, containing 80% of iodine iodine; used in place of the iodides.

iothymin (*i-o-thi'-min*). Trade name of a combination of iodine and thymus gland.

ipecac, ipecacuanha (*ip'-e-kak, ip-e-kak-ū-an'-ah*) [Braz., *ipecaaguen*]. The dried root of *Cephaelis ipecacuanha*, a plant of the order *Rubiaceæ*, containing an alkaloid, *emetine*, $C_{28}H_{40}N_2O_4$, and ipecacuanhic acid. In large doses ipecac is emetic; in small doses, diaphoretic and expectorant; and in minute doses, a gastric stimulant. It is said to be a specific in tropical dysentery. Emetine is emetic in doses of ¼–½ gr. (0.008–0.016 Gm.), but irritant in large doses. **i., alcresta,** a combination of ipecac alkaloids with fuller's earth; it is not dissolved in the stomach **i., fluidextract of** (*fluidextractum ipecacuanhæ*, U. S. P.). Dose 5–30 min. (0.32–2.0 Cc.). **i. and opium, powder of** (*pulvis ipecacuanhæ et opii*, U. S. P.; *pulvis ipecacuanhæ compositus*, B. P.), Dover's powder. Dose 2–15 gr. (0.13–1.0 Gm.). **i. and opium, tincture of** (*tinctura ipecacuanhæ et opii*, U. S. P.). Dose 5–10 min. (0.32–0.65 Cc.). **i., syrup of** (*syrupus ipecacuanhæ*, U. S. P.). Dose, as an emetic, 30 min.–1 dr. (2–4 Cc.) for a child; 1–1 oz. (16–32 Cc.) for an adult; as an expectorant, 5 min.–1 dr. (0.32–4.0 Cc.). **i., wine of** (*vinum ipecacuanhæ*, U. S. P.). Dose 1 min.–1 dr. (0.065–4.0 Cc.)

ipecine (*ip'-es-ēn*). Synonym of emetine.

ipomein (*ip-o-me'-in*). A glucoside, $C_{78}H_{132}O_{36}$, from the root of *Ipomœa fastigiata.*

ipomœa (*ip-o-me'-ah*). Same as scammony, *q. v.*

ipral (*ip'-ral*). Trade name of a preparation of the calcium salt of ethylisopropyl-barbituric acid; a hypnotic.

ipsilateral (*ip-se-lat'-er-al*). Ipsolateral.

ipsilene (*ip'-sil-ēn*). A gas used as a disinfectant, obtained from iodoform by action of ethyl chloride with heat and pressure.

ipsolateral (*ip-so-lat'-er-al*) [*ipse*, same; *latus*, side]. Situated on the same side, indicating paralytic or similar symptoms which occur on the same side as the cerebral lesion causing them.

I. Q. Abbreviation of *intelligence quotient.*

Ir. Chemical symbol of *iridium.*

ir. Abbreviation for *internal resistance.*

iralgia (*i-ral'-je-ah*). See *iridalgia.*

irascibility (*i-ras-ib-il'-it-e*) [*irasci*, to be angry]. The quality of being choleric, irritable, or of hasty temper. It is a frequent symptom in some varieties of insanity and in neurasthenia, and in some cases it amounts to a species of insanity.

iretol (*i'-ret-ol*) [*Iris*, a genus of plants], $C_7H_8O_4$. A phenol obtained by fusing irigenin with potash; it melts at 186° C. Syn., *methoxyphloroglucin.*

iridadenosis (*ir-id-ad-en-o'-sis*) [*iris; ἀδήν*, gland]. A glandular affection of the iris.

iridæmia (*ir-id-e'-me-ah*). See *iridemia.*

iridal (*ir'-id-al*) [*iris*]. Relating to the iris.

iridalgia (*ir-id-al'-je-ah*) [*irido-*; ἄλγος, pain]. Pain referable to the iris.

iridauxesis (*ir-id-awks-e'-sis*) [*irido-*; αὔξησις, increase]. Auxesis or tumefaction of the iris.

iridavulsion (*ir-id-av-ul'-shun*) [*irido-*; *avellere*, to tear away]. Surgical avulsion of the iris.

iridectome (*ir-id-ek'-tōm*) [*irido-*; ἐκτομή, a cutting out]. A cutting instrument used in iridectomy.

iridectomize (*ir-id-ek'-tom-īz*) [*iridectomy*]. To excise a part of the iris; to perform iridectomy.

iridectomy (*ir-id-ek'-to-me*) [*iris*; ἐκτομή, excision]. The cutting out of a part of the iris.

iridectropium (*ir-id-ek-tro'-pe-um*) [*irido-*; ἐκτρόπιον, eversion]. Eversion of a part of the iris.

iridemia, iridæmia (*ir-id-e'-me-ah*) [*irido-*; αἷμα, blood]. Hemorrhage from the iris.

iridencleisis, iridenkleisis (*ı-rid-en-kli'-sis*). See *iridodesis*.

iridentropium (*ir-id-en-tro'-pe-um*) [*irido-*; ἐντροπή, a turning in]. Inversion of a part of the iris.

irideremia (*i-rid-er-e'-me-ah*) [*iris*; ἐρημία, lack]. Total or partial absence of the iris.

iridescence (*ır-id-es'-ens*) [*iridescere*, to shine with rainbow-colors]. The property of breaking up light into the spectral colors.

iridesis (*ir-id-e'-sis*). See *iridodesis*.

iridiagnosis (*ir-e-di-ag-no'-sis*). Diagnosis of disease in general from examination of the iris.

iridial (*ir-id'-e-al*). Pertaining to the iris; iridal.

iridian (*ir-id'-e-an*) [*ırıs*]. Relating to the iris; iridal.

iridic (*ir-id'-ik*) [*iris*]. Pertaining to the iris.

iridicolor (*ir-id'-ık-ul-or*) [*iris*, a rainbow; *color*]. In biology, iridescent; exhibiting prismatic colors.

iridin (*ı'-rid-in*) [*ırıs*]. 1. A precipitated extract of blue flag. See *ırıs* (2). 2. A glucoside from the rhizome of *Iris florentina*.

iridium (*i-rid'-e-um*) [*iris*]. A platinoid metal; alloyed in small percentage with platinum it confers rigidity upon the latter. Alloy used as plate in mechanical dentistry. Symbol, Ir.; atomic weight, 193.1.

iridization (*ir-ıd-ız-a'-shun*) [*irido-*]. The subjective appearance, as of an iridescent halo seen by persons affected with glaucoma.

irido- (*ı-rid-o-*) [*iris*]. A prefix meaning relating to the iris.

irido-avulsion (*ir-id-o-av-ul'-shun*). Avulsion of the iris.

iridocapsulitis (*ir-id-o-kap-sū-lı'-tis*). Inflammation involving the iris and the capsule of the lens.

iridocele (*ır-id'-o-sēl*) [*irido-*; κήλη, hernia]. Protrusion of part of the iris through a wound or ulcer.

iridochoroiditis (*ir-id-o-ko-roid-i'-tis*) [*ırıdo-*; *choroid*; ıtıs, inflammation]. Inflammation of both the iris and the choroid of the eye.

iridocinesis (*ir-id-o-sin-e'-sis*). See *ırıdokinesis*.

iridocoloboma (*ir-id-o-kol-o-bo'-mah*) [*irido-*; κολόβωμα, a mutilation]. 1. The portion of iris removed in iridectomy. 2. See *coloboma*.

iridocyclectomy (*ir-id-o-si-klek'-to-me*) [*irido-*; κύκλος, circle; ἐκτομή, excision]. Excision of the iris and of the ciliary body.

iridocyclitis (*ir-id-o-sik-lı'-tis*) [*irido-*; κύκλος, a circle; ıtıs, inflammation]. Inflammation of the iris and the ciliary body.

iridocyclochoroiditis (*ir-ıd-o-sik-lo-ko-roid-ı'-tis*) [*ırıdo-*; κύκλος, circle; χόριον, chorion; εἶδος, likeness; ıtıs, inflammation]. Combined inflammation of the iris, the ciliary body, and the choroid.

iridocystectomy (*ir-id-o-sist-ek'-to-me*) [*irido-*; κύστις, bladder; ἐκτομή, excision]. Knapp's operation for making a new pupil when iridocyclitis or iridocapsulitis following cataract operations or trauma has closed the old.

iridocyte (*ır'-id-o-sīt*) [*irido-*; κύτος, cell]. Any cell that produces color, either by means of its structure or its contents.

iridodesis (*ir-id-od'-es-is*) [*irido-*; δέσις, a binding together]. An operation for the purpose of altering the position of the pupil by drawing the iris into one or two small openings in the cornea and preventing its return by a loop of silk placed around it.

iridodiagnosis (*ir-ıd-o-di-ag-no'-sis*). Diagnosis of disease in general from examination of the iris.

iridodialysis (*ir-ıd-o-di-al'-ıs-ıs*). 1. See · *coredialysis*. 2. The separation of the iris from its attachments.

iridodonesis (*ır-id-o-do-ne'-sis*) [*irido-*; δόνησις, a trembling]. Tremulousness of the iris; hippus.

iridokinesis (*ır-id-o-kin-e'-sıs*) [*irido-*; κίνησις, movement]. Any movement of the iris, normal or otherwise.

iridol (*ı'-rid-ol*) [*Irıs*, a genus of plants], C_7H_1-$(OCH_3)_2OH$. A phenol obtained from distillation of iridic acid ($C_{10}H_{12}O_4$) from orris-root.

iridoleptynsis (*ir-id-o-lep-tin'-sis*) [*irido-*; λέπτυνσις, attenuation]. Attenuation or atrophy of the iris.

iridomalacia (*ir-id-o-mal-a'-se-ah*) [*irido-*; μαλακία, softness]. Morbid softening of the iris

iridomotor (*ir-id-o-mo'-tor*) [*irido-*; *movere*, to move]. Promoting the motion of the iris.

iridoncosis (*ır-ıd-ong-ko'-sis*) [*ırıdo-*; ὄγκωσις, a puffing out]. Thickening of the iris.

iridoncus (*ır-ıd-ong'-kus*) [*ırıdo-*; ὄγκος, mass]. A tumor or swelling of the iris.

iridoparalysis (*ir-ıd-o-par-al'-ıs-ıs*) [*ırıdo-*; *paralysis*]. Paralysis of the iris.

iridoparelkysis (*ır-ıd-o-par-el'-kıs-ıs*) [*irido-*; παρέλκειν, to draw aside]. An induced prolapse of the iris to effect displacement of the pupil.

iridoparesis (*ir-ıd-o-par'-e-sıs*) [*ırıdo-*; πάρεσις, a letting go]. A slight or partial paralysis of the iris.

iridoperiphakitis (*ir-id-o-per-e-fa-ki'-tis*) [*irido-*; περι, around; φάκος, lens]. Inflammation of the iris and the anterior part of the capsule of the lens.

iridoplania (*ir-ıd-o-pla'-ne-ah*) [*ırıdo-*; πλάνη, a wandering]. Same as *hippus*.

iridoplasma (*ir-id-o-plaz'-mah*) [*irido-*; πλάσμα anything formed]. A form of degeneration of the iris.

iridoplatinum (*ir-id-o-plat'-in-um*). An alloy of iridium and platinum; used in making electrodes, etc.

iridoplegia (*ir-id-o-ple'-je-ah*) [*irido-*; πληγή, stroke]. Paralysis of the sphincter of the iris.

iridoptosis (*ır-ıd-op-to'-sis*) [*irido-*; πτῶσις, a falling]. Prolapse of the iris.

iridopupillary (*ır-id-o-pū'-pıl-a-re*) [*irido-*; *pupilla*, the pupil of the eye]. Pertaining to the iris and the pupil.

iridorhexis (*ir-id-o-reks'-is*) [*irido-*; ῥῆξις, a breaking]. Rupture of the iris.

iridoschisis, iridoschisma (*ir-ıd-os'-kis-ıs, ır-id-oskis'-mah*) [*irido-*; σχίσις, σχίσμα, cleft]. Coloboma of the iris.

iridosclerotomy (*ir-id-o-skler-ot'-o-me*) [*irido-*; σκληρός, hard; τέμνειν, to cut]. Puncture of the sclera with division of the iris.

iridosis (*ir-id-o'-sis*). See *iridodesis*.

iridosteresis (*ir-id-o-ster-e'-sis*). See *aniridia* and *irideremia*.

iridotasis (*ir-e-dot'-as-is*) [*irido-*; τάσις, a stretching]. Stretching the iris, in glaucoma; in place of iridotomy.

iridotome (*ir'-id-o-tōm*) [*irido-*; τομή, a cutting]. A cutting-instrument employed in iridotomy.

iridotomy (*ir-id-ot'-o-me*) [*irido-*; τομή, section]. An incision into the iris.

iridotromos (*ir-id-ot'-ro-mos*) [*irido-*; τρόμος, tremor]. Hippus; tremor of the iris.

irigenin (*i-rij'-en-in*), $C_{10}H_{16}O_8$. A resolution-product of the glucoside iridin by action of dilute suphuric acid. It has the properties of a phenol, forms crystals melting at 186° C, and gives an intense violet color with ferric chloride.

iris (*i'-ris*) [Ἶρις, a halo or rainbow]. 1. A colored circular membrane placed between the cornea and the lens, and having a central perforation; the *pupil*. It is about half an inch in breadth, and consists principally of two sets of unstriped muscular fibers, the sphincter of the iris, or *sphincter pupillæ*, a narrow zone of circular fibers surrounding the pupil, and the dilator of the iris, or *dilator pupillæ*, a radiate band of fibers extending from the pupil to the border of the iris. 2. A genus of plants of the natural order *Irideæ*. The rhizome of *Iris versicolor* (blue flag) is cathartic, emetic, and diuretic. Dose 10–20 gr. (0.65–1.3 Gm.). **i. bombé**, a condition in which the iris bulges forward due to an increase in the intraocular fluid in the posterior chamber. **i.-contraction.** See under *reflex*. **i., Florentine,** orris-root, the root of *Iris florentina*, emetocathartic and diuretic. At present it is used chiefly as an ingredient of tooth-powders. **i.-pigment,** the chemically pure pigment of the bovine eye; triturated with water it is used for tattooing corneal opacities.

Irish ague. Synonym of *typhus fever*, *q. v.*

I. button, syphilis.

I. moss. See *chondrus*.

irisin (*i'-ris-in*). Same as *iridin*.

irisol (*i'-ris-ol*). A proprietary disinfectant said to contain iodoform, 50%, and boric acid, 45%.

iritic (*ir-it'-ik*) [*iritis*] Of the nature of, pertaining to, or affected with iritis.

iritis (*ir-i'-tis*) [*iris*; *itis*, inflammation]. Inflammation of the iris

iritoectomy (*ir-it-o-ek'-to-me*) [*iris*; ἐκτομή, a cutting out] The removal of a portion of the iris and iritic membrane for occlusion of the pupil.

iritomy (*ir-it'-o-me*) See *iridotomy*.

iron (*i'-ern*). See *ferrum*. **i. albuminate,** contains 5% ferric (oxide or 10% ferric chloride. Dose 10–30 gr. (1.3–2.0 Gm.). **i., alginoid,** trade name of a preparation of iron said to be derived from seaweed and to be non-constipating. **i. and ammonium acetate, solution of** (*liquor ferri et ammonii acetatis*, U. S. P.). Dose 4 dr. (16 Cc.). **i. ammonium alum.** See *ferric ammonium sulphate*. **i. and ammonium citrate.** See *ferric citrate, soluble*. **i. and ammonium tartrate.** See *ferric ammonium tartrate*. **i. arseniate** (*ferri arsenias*, B. P.), chiefly valuable for the arsenic it contains. Dose $\frac{1}{10}$–$\frac{1}{4}$ gr. (0.006–0.008 Gm.). **i. bromide,** used in solution in doses of 20 min. (1.2 Cc.) 3 times daily, as an alterative tonic in chorea and scrofula. **i. cacodylate,** used in chlorosis, etc. Dose 2–4 gr. (0.13–0.26 Gm.) daily; hypodermatically $\frac{1}{2}$–1$\frac{1}{2}$ gr. (0.03–0.09 Gm.). **i.-casein, i.caseinate,** a flesh-colored precipitate without taste or odor, obtained from casein of milk with iron lactate, containing 5.2% of ferric oxide; it is used as a nutritive. Dose 2–10 gr. (0.13–0.65 Gm.) 3 times daily. Syn., *ferrum caseinatum; iron nucleoalbuminate*. **i. ferrocyanide,** dark-blue powder or lumps obtained from ferric salts with potassium ferrocyanide; it is used as a tonic, antiperiodic, and cholagogue. Dose 2–5 gr. (0.13–0.32 Gm.). Syn., *Berlin blue; ferric ferrocyanide; insoluble iron cyanide; Prussian blue*. **i. glycerinophosphate,** $FePO_4C_3H_5(OH.)_2 + 2H_2O$, yellow scales, soluble in water. It is used in neurasthenia, phosphaturia, Addison's disease, etc. Dose 2 gr. (0.13 Gm.) 3 times daily. **i. group,** the chemical elements chromium, manganese, and iron. **i. lactate,** ferrous lactate, a salt occurring in minute whitish-green crystals. Dose 5 gr. (0.32 Gm.). **i. mixture, compound** (*mistura ferri composita*, U. S. P.), Griffith's mixture. Dose 1–2 oz. (30–60 Cc.). **i. nucleoalbuminate.** See *i.-casein*. **i. oleate,** a brownish-green, sticky substance containing $Fe(C_{18}H_{33}O_2)_2$. It is soluble in ether and is used as a tonic inunction. **i. oxalate.** Dose 2–3 gr. (0.13–0.2 Gm.). **i. oxide, hydrated.** See *ferric hydroxide*. **i., oxide of, magnetic** (*ferri oxidum magneticum*, B. P.). Dose 5–20 gr. (0.32–1.3 Gm.). **i. paranucleinate,** a nutritive preparation of casein of cows' milk, containing 22% of iron and 2.5% of phosphorus. Dose 5 gr. (0.3 Gm.) 3 times daily. Syn., *triferrin*. **i. peptonate,** contains 5% of red iron oxide with peptone; a fine yellow-brown powder. Dose 2–8 gr. (0.13–0.52 Gm.). **i. perchloride.** See *ferric chloride*. **i. persulphate.** See *i. sulphate, ferric*. **i. phosphate** (*ferri phosphas*, B. P.). Dose 5–10 gr. (0.32–0.65 Gm.). **i. phosphate, ferric,** $Fe_2(PO_4)_2$, white powder, soluble in acids; used externally in solution with dilute phosphoric acid for carious teeth. Ointment 10 to 20% in carcinoma. **i. phosphate, soluble.** See *ferric phosphate, soluble*. **i. phosphosarcolactate.** See *carniferrin* **i. and potassium tartrate** (*ferri et potassii tartras*, U. S. P.). Dose 4 gr. (0.25 Gm.). **i., Quevenne's,** ferrum reductum, *q. v.* **i. and quinine citrate** (*ferri et quininæ citras*, U. S. P.). Dose 5–15 gr. (0.32–1.0 Gm.). **i. and quinine citrate, soluble** (*ferri et quininæ citras solubilis*, U. S. P.). Dose 5–10 gr. (0.32–0.65 Gm.). **i., quinine, and strychnine, glycerite of the phosphates of** (*glyceritum ferri, quininæ et strychninæ phosphatum*, U. S. P.). Dose 15 min. (1 Cc.). **i., quinine, and strychnine phosphates, elixir of** (*elixir ferri, quininæ et strychninæ phosphatum*, U. S. P.). Dose 1 dr. (4 Cc.). **i., quinine, and strychnine phosphates, syrup of** (*syrupus ferri, quininæ et strychninæ phosphatum*, U. S. P.) Dose 1 dr. (4 Cc.). **i., reduced.** See *ferrum reductum*. **i. and strychnine citrate** (*ferri et strychninæ citras*, U. S. P.). Dose 1–3 gr. (0.065–0.2 Gm.). **i. succinate,** $Fe(OH)C_4H_4O_4$, amorphous, reddish-brown powder, tonic and alterative, used as solvent in biliary calculi. Dose 1 teaspoonful of the salt with 10 drops of chloroform 4 to 6 times daily. Syn., *ferric succinate*. **i. sulphate, ferric,** $Fe_2(SO_4)_3$, a grayish-white powder used as a disinfectant and bactericide. Syn., *iron persulphate; iron sesquisulphate; iron tersulphate; normal ferric sulphate*. **i. tannate,** a salt in crimson scales. Dose 8–30 gr. (0.52–2.0 Gm.) in 24 hours. **i. valerianate,** a dark-red, amorphous powder.

Dose 2–5 gr. (0.13–0.32 Gm.). **i. vitellinate,** a preparation of iron and yolk of egg. **i., wine of** (*vinum ferri*, U. S. P.). Dose 2 dr. (8 Cc.). **i., wine of, bitter** (*vinum ferri amarum*, U. S. P.), made from the soluble citrate of iron and quinine. Dose 1–4 dr. (4–16 Cc.). See also under *ferric, ferrous,* and *ferrum.*

ironal, ironol (*i'-ron-al, -ol*). A preparation said to contain 80% of absorbable iron.

ironcosis (*i-ron-ko'-sis*). See *iridoncosis.*

irone (*i'-rōn*) [*Iris*, a genus of plants; *-one*, suffix signifying ketone], $C_{13}H_{20}O$. A substance isolated from *Iris florentina*, believed to be the mother-substance of the odorous constituents of orris-root.

irotomy (*i-rot'-o-me*). Same as *iridotomy.*

irradiate (*ir-rā'-de-āt*). To treat with x-rays or other radio-active agent.

irradiating (*ir-ra'-de-a-ting*) [*irradiare*, to emit rays in every direction]. Radiating from a center, as a pain arising from a definite focus of irritation.

irradiation (*ir-a-de-a'-shun*) [*in*, on; *radiare*, to radiate]. 1. A phenomenon in which, owing to the difference in the illumination of the field of vision or its background, objects appear much larger than they really are. 2. Diffusion in all directions from a common center; applied to nerve impulses, stellate fractures, pains felt in some position in undemonstrable anatomical connection with an affected organ, etc.

irreducible (*ir-e-dū'-si-bl*) [*in*, not; *reducere*, to lead back]. Not reducible; not capable of being replaced in a normal position.

irregular (*ir-eg'-ū-lar*) [*in*, not; *regula*, rule]. Not regular; not normal or according to rule; not rhythmic; not recurring at proper intervals

irreinoculability (*ir-e-in-ok-ū-la-bil'-it-e*) [*in*, not; *re*, again; *inoculatio*, an engrafting]. Insusceptibility to contagion due to previous inoculation.

irrespirable (*ir-es-pi'-ra-bl*) [*in*, not; *respirare*, to breathe]. Not capable of being breathed.

irrhythmia (*ir-ith'-me-ah*). See *arrhythmia.*

irrigant (*ir'-ig-ant*) [*irrigare*, to lead water to]. A substance or wash used in or by irrigation.

irrigation (*ir-ig-a'-shun*) [*irrigare*, to lead water to]. The act of washing out by a stream of water, as *irrigation* of the bladder. **i., continuous,** the continuous stream of water over a surface in order to reduce or limit inflammation.

irrigator (*ir-ig-a'-tor*) [*irrigare*, to lead water to]. An apparatus, or device, for accomplishing the irrigation of a part, surface, or cavity.

irritability (*ir-it-ab-il'-it-e*) [*irritare*, to excite]. 1. *Glisson's* term (17th century) to denote the state of being irritable or of responding to stimuli. 2. A functional disturbance of a part on account of which it reacts excessively to slight stimulation, as *irritability* of the bladder, a condition in which the urine is voided in small quantities at short intervals. **i., contact,** a phenomenon shown by Loeb in muscular movement by action of various salts, *e g.*, a frog's muscle previously treated with a Na salt the anion of which precipitates Ca is excited by contact with such substances as oil, water, air, etc., unlike a normal muscle. **i., faradic,** the state in which the faradic current will cause muscular contraction. **i., galvanic,** the state in which the galvanic current will cause muscular contraction **i., muscular,** the inherent contractile quality of a muscle. **i., nervous,** the property of a nerve to transmit impulses upon stimulation.

irritable (*ir'-it-a-bl*) [see *irritability*]. 1 Reacting to stimuli. 2. Easily excited. **i. bladder,** a condition of the bladder marked by constant desire to void urine. **i. breast,** a neuralgic condition of the mammary gland, usually associated with uterine affections, or with intercostal neuralgia. **i. heart,** a peculiar condition of the heart characterized by precordial pain, dyspnea on exertion, palpitation, and irregularity of the heart's action. **i. spine,** a condition of spinal anemia frequently occurring in young hysterical females. There is pain along the spine with tenderness on pressure, and vertigo, nausea, palpitation and neuralgia. **i. testicle.** See *testicle.* **i. tongue,** the clean, very red tongue, with enlarged red papillæ about its tip, seen in the dyspepsia of drunkards.

irritant (*ir'-it-ant*) [see *irritability*]. 1. Causing or giving rise to irritation. 2. An agent that induces irritation.

irritation (*ir-it-a'-shun*) [see *irritability*]. 1. A condition of undue excitement. 2. The act of irritating or stimulating. 3. The stimulus necessary to the performance of a function.

irritative (*ir'-it-a-tiv*) [see *irritability*]. Characterized by or dependent on irritation **i. fever,** a febrile condition dependent upon the presence in the body of irritating substances.

irrumation (*ir-oo-ma'-shun*) [*irrumare*, to give suck]. Sexual perversion where gratification is found by mouth; same as fellatio.

isacen (*is'-a-sen*). Trade name of a diacetyl derivative of dihydroxyphenylisatin; used as a laxative.

isadelphia (*is-a-del'-fe-ah*) [ἴσος, equal; ἀδελφός, a brother]. A twin monstrosity in which each body is normal in the development of all essential organs but united by unimportant tissues.

isadelphous (*is-ad-el'-fus*) [ἴσος, equal; ἀδελφός, brother]. In biology, having an equal number of stamens in each bundle or brotherhood.

isambert's disease (*e-zahm-bair'*) [Émile *Isambert*, French physician, 1827–1876]. Tuberculous ulceration of the mouth, fauces, and pharynx.

isapiol (*is-ap'-e-ol*) [ἴσος, equal; *apiol*], $C_{14}H_{12}O_4$. An isomer of apiol obtained from it by action of alcoholic solution of potassium hydroxide with heat.

isarol (*i'-sar-ol*). Same as ichthyoidin, *q. v.*

isatin (*i'-sat-in*) [ἰσάτις, woad], $C_8H_5NO_2$. A substance obtained by the oxidation of indigo with HNO_3.

isatophan (*i-sat'-of-an*). Trade name of a methoxy derivative of atophan.

isatropylcocaine (*is-at-ro'-pil-ko-ka'-in*), $C_{19}H_{23}NO_4$. An amorphous alkaloid from coca leaves. It has no anesthetic properties, but is said to be an active cardiac poison.

ischæmin (*is-ke'-min*). Trade name of a preparation of the active principle of the suprarenal glands.

ischemia (*is-ke'-me-ah*) [ἴσχειν, to check; αἷμα, blood]. Local anemia.

ischemic (*is-kem'-ik*) [see *ischemia*]. Affected with or relating to ischemia.

ischeocele (*is'-ke-o-sēl*). See *isschiocele.*

ischesis (*is'-kes-is*) [ἴσχειν, to check]. Retention or suppresion of a discharge or secertion.

ischia (*is'-ke-ah*). Plural of *ischium.*

ischiadic) (*is-ke-ad-ik*) Same as *ischiatic.*

ischiagra *is-ke-a'-grah*) [σχίον, hip ἄγρα, seizure]. Gout in the hip.

ischial (*is'-ke-al*). Pertaining or belonging to the ischium.

ischialgia (*is-ke-al'-je-ah*) [*ischium*; ἄλγος, pain]. Sciatica; neuralgia of the hip.

ischialgic (*is-ke-al'-jik*) [ἰσχίον, hip; ἄλγος, pain]. Relating to or affected with ischialgia.

ischias, ischiasis (*is'-ke-as, is-ki'-a-sis*). See *ischialgia*. **ischias scoliotica** (*sko-le-ot'-ik-ah*). A transitory scoliosis due to a painful affection of the muscles or nerves about the back.

ischiatic (*is-ke-at'-ik*) [*ischium*]. Pertaining to the ischium.

ischiatitis (*is-ke-at-i'-tis*) [ἰσχίον, hip; ῖτις, inflammation]. Inflammation of the sciatic nerve.

ischiatocele (*is-ke-at'-o-sēl*). See *ischiocele*.

ischidrosis (*is-kid-ro'-sis*) [ἴσχειν, to suppress; ἱδρώς, sweat]. Suppression of sweat.

ischidrotic (*is-kid-rot'-ik*) [ἴσχειν, to suppress; ἱδρώς, sweat]. Causing a retention or suppression of the sweat.

ischien (*is'-ke-en*) [ἰσχίον, hip]. Belonging to the ischium in itself.

ischigalactic (*is-ke-gal-ak'-tik*) [ἴσχειν, to restrain; γάλα, milk]. 1. Tending to check the flow of milk. 2. An antigalactic agent or medicine.

ischio- (*is-ke-o-*) [*ischium*]. A prefix indicating relationship to the ischium or the hip.

ischioanal (*is-ke-o-a'-nal*) [*ischio-*; *anus*]. Pertaining to the ischium and anus.

ischiobulbar (*is-ke-o-bul'-bar*) [*ischio-*; βόλβος, a bulb]. Pertaining to the ischium and the bulb of the urethra.

ischiocapsular (*is-ke-o-kap'-sū-lar*) [*ischio-*; *capsula*, a capsule]. Pertaining to the ischium and the capsular ligament of the hip.

ischiocavernosus (*is-ke-o-kav-er-no'-sus*) [*ischio-*; *caverna*, cavern]. The erector penis (or erector clitoridis).

ischiocavernous (*is-ke-o-kav'-er-nus*). Pertaining to the ischium and one or both of the corpora cavernosa.

ischiocele (*is'-ke-o-sēl*) [*ischio-*; κήλη, hernia]. Hernia through the sciatic notch.

ischiococcygeal (*is-ke-o-kok-sij'-e-al*). Pertaining to the ischium and the coccyx.

ischiococcygeus (*is-ke-o-kok-sij'-e-us*) [*ischio-*; *coccyx*]. The coccygeus muscle.

ischiodidymus (*is-ke-o-did'-im-us*) [ἰσχίον, hip; δίδυμος, double]. A double monstrosity united at the hips.

ischiofemoral (*is-ke-o-fem'-o-ral*) [*ischio-*; *femur*]. 1. Pertaining to the ischium and the femur. 2. The adductor magnus muscle

ischiofibular (*is-ke-o-fib'-ū-lar*). Pertaining to the ischium and the fibula.

ischiomenia (*is-ke-o-me'-ne-ah*). See *ischomenia*.

ischiomyelitis (*is-ke-o-mi-el-i'-tus*) [ἰσχίον, hip, loins; μυελός, marrow; ῖτις, inflammation]. Lumbar myelitis; osphyomyelitis.

ischioneuralgia (*is-ke-o-nū-ral'-je-ah*) [*ischio-*; *neuralgia*] Sciatica.

ischiopagus (*is-ke-op'-ag-us*) [ἰσχίον, hip; πάγος, united]. A monomphalic monstrosity united by the coccyges and the sacra. **i. tetrapus**, one with four legs. **i. tripus**, one with three legs.

ischiopagy (*is-ke-op'-aj-e*) [*ischio-*; πάγος, anything which has become solid]. A double monstrosity in which the two bodies are united at the coccyx and sacrum.

ischioperineal (*is-ke-o-per-in-e'-al*) [*ischio-*; *perineum*]. 1. Pertaining to both ischium and perineum; pertaining to the space between the anus and the scrotum. 2. See *Transversus perinæi* under *muscle*.

ischiophthisis (*is-ke-off'-this-is*) [ἰσχίον, hip: φθίσις, a wasting]. Emaciation associated with or due to hip-joint disease.

ischioprostatic (*is-ke-o-pros-tat'-ik*). 1. Relating to the ischium and the prostate. 2. The transversus perinæi muscle.

ischiopubic (*is-ke-o-pū'-bik*). Relating to the ischium and the pubes.

ischiopubiotomy (*is-ke-o-pū-be-ot'-o-me*). Division of the ischial and pubic rami in otherwise impossible labor.

ischiorectal (*is-ke-o-rek'-tal*) [*ischio-*; *rectum*]. Pertaining to both ischium and rectum. **i. abscess**, an inflammation of the areolar tissue of the ischiorectal fossa. **i. fossa.** See *fossa, ischiorectal*.

ischiosacral (*is-ke-o-sa'-kral*). Pertaining to the ischium and sacrum.

ischiotibial (*is-ke-o-tib'-e-al*). Pertaining to the ischium and the tibia.

ischiovaginal (*is-ke-o-vaj'-in-al*). Pertaining to the ischium and the vagina.

ischiovertebral (*is-ke-o-ver'-te-bral*). Pertaining to the ischium and the spinal column.

ischium (*is'-ke-um*) [ἰσχίον, hip] The inferior part of the os innominatum; the bone upon which the body rests in sitting.

ischnogyria (*isk-no-ji'-re-ah*) [ἰσχνός, feeble; γῦρος, curve]. A condition attended with slight development of the cerebral convolutions.

ischo- (*is'-ko-*) [ἴσχειν, to suppress]. A prefix meaning suppressed, stopped, or checked.

ischoblennia (*is-ko-blen'-e-ah*) [ἴσχειν, to suppress; βλέννος, mucus]. The suppression of a mucous discharge.

ischocenosis (*is-ko-sen-o'-sis*) [ἴσχειν, to suppress; κένωσις, discharge]. The suppression of any established or normal discharge.

ischocholia (*is-ko-ko'-le-ah*) [ἴσχειν, to suppress; χολή, bile]. A suppression of the flow of bile.

ischochymia (*is-ko-ki'-me-ah*) [ἴσχειν, to suppress; χύμος, juice]. Dilatation of the stomach.

ischogalactia (*is-ko-gal-ak'-te-ah*) [ἴσχειν, to suppress; γάλα, milk]. Suppression of the natural flow of milk.

ischogyria (*is-ko-ji'-re-ah*) [ἴσχειν, to suppress; γῦρος, a curve]. The small convolutions produced by senile atrophy. Cf. *ischnogyria*.

ischolochia (*is-ko-lo'-ke-ah*) [ἴσχειν, to suppress; λόχια, lochia]. Suppression of the lochial flow.

ischomenia (*is-ko-me'-ne-ah*) [ἴσχειν, to suppress; μήν, month; menses]. Suppression of the menstrual flow.

ischophonia (*is-ko-fo'-ne-ah*) [ἴσχειν, to suppress; φονή, voice]. Alphonia. An impediment in speech.

ischopyosis (*is-ko-pi-o'-sis*) [ἴσχειν, to suppress; πύον, pus]. The checking of any discharge of pus.

ischospermia (*is-ko-sper'-me-ah*) [ἴσχειν, to check; σπέρμα, seed]. Suppression of semen.

ischuretic (*is-kū-ret'-ik*) [see *ischuria*]. 1. Relating to or relieving ischuria. 2. A remedy or agent that relieves retention or suppression of urine.

ischuria (*is-kū'-re-ah*) [ἴσχειν, to suppress; οὖρον, urine]. Retention or suppression of urine.

ischyomyelitis (*is-ke-o-mi-el-i'-tis*). See *ischiomyelitis*.

isinglass (*i'-sing-glas*). See *ichthyocolla*. **i., vegetable.** See *agar*.

island (*i'-land*). See *insula* and *blood-islands*. **i.s, Langerhans'.** See under *Langerhans*. **i. of Reil.** See under *Reil*.

Isle of Man incision. A three-legged incision.

islet tissue (*ī'-let*). The islands of Langerhans in the pancreas.

isletin (*īz'-let-in*). Trade name for a preparation containing internal secretions of pancreas and spleen with spermin and sodium cacodylate.

iso- (*ī-so-*) [ἴσος, equal]. A prefix signifying equality, or, in chemical nomenclature, isomeric.

isoagglutinin (*ī-so-ag-gloo'-tin-in*) [*iso-*; *agglutinin*]. An agglutinin in the blood of an individual capable of agglutinating the blood-corpuscles of another individual of the same species.

iso-amylethyl barbituric acid (*ī-so-am-il-leth-il-bar-bit-u'-rik*) [*iso-*; ἄμυλον, starch; ὕλη, matter]. An anesthetic that puts one to sleep pleasantly. It has few unpleasant after effects.

isoamylamine (*ī-so-am-il-am'-in*) [*iso-*; *amylum*, starch; *amin*]. A ptomaine obtained in the distillation of horn with potassium hydroxide. It also occurs in the putrefaction of yeast.

isoamylene (*ī-so-am'-il-ēn*) See *pental*.

isoapiol (*ī-so-a'-pe-ol*) [*iso-*; *apium*, parsley; *oleum*, oil]. A substance obtained from apiol, exercising a powerful influence upon the vasomotor system.

isobar (*ī'-so-bar*) [*iso-*; βάρος, weight]. In meteorology, a line drawn through points having the same synchronous barometric pressure.

iso-bodies (*ī-so-bod'-ēz*). See *isoagglutinin*, *isocytolysin*, *isohemolysin*, etc.

isobolism (*ī-sob'-ol-izm*) [ἴσος, equal; βάλλειν, to throw]. The tendency of motor nerve fibers to show maximal irritability when stimulated.

isocellular (*ī-so-sel'-ū-lar*) [*iso-*; *cellula*, a cell]. Composed of cells of the same size or character.

isocholesterin (*ī-so-ko-les'-ter-in*) [*iso-*; *cholesterin*], $C_{26}H_{44}O$. A substance isomeric with cholesterin, and found in distilled sheeps' fat, it melts at 138° C.

isocholin (*ī-so-ko'-lin*) [*iso-*; χολή, bile], $C_5H_{15}NO_2$. A body isomeric with cholin; found in flyagaric, and may be formed by oxidizing cholin

isochromatic (*ī-so-kro-mat'-ik*) [*iso-*; χρῶμα, color]. Having the same color throughout.

isochromatophil, isochromatophile (*ī-so-kro-mat'-o-fil*) [*iso-*; χρώμα, color; φίλος, fond]. Denoting cells and tissues which are equally stained by the same dye.

isochron (*ī'-sokron*) [*iso-*; χρόνος, time]. Said of neurons harmoniously excited. See *chronaxie*.

isochronism (*ī-sok'-ro-nizm*) [*iso-*; χρόνος, time]. The quality of occurring at equal intervals of time, or lasting for equal periods of time.

isochronous (*ī-sok'-ro-nus*) [*iso-*; χρόνος, time]. Occurring at or occupying equal intervals of time.

isocoria (*ī-so-ko'-re-ah*) [*iso-*; κόρη, pupil]. Equality in diameter of the two pupils

isocreatinin (*ī-so-kre-at'-in-in*), $C_4H_7N_3O$. An isomer of creatinin from decomposing flesh.

isocytolysin (*ī-so-sī-tol'-is-in*) [*iso-*; κύτος, cell; λύειν, to loose]. A cytolysin from the blood of an animal, capable of acting against the cells of other animals of the same species.

isodactylism (*ī-so-dak'-til-izm*) [ἴσος, equal; δάκτυλος, digit]. Fingers, or toes, of equal length.

isodactylous (*ī-so-dak'-til-us*) [ἴσος, equal; δάκτυλος, digit]. Having fingers and toes alike.

isodiametric (*ī-so-dī-am-et'-rik*) [*iso-*; διά, through; μέτρον, a measure]. Having equal diameters.

isodimorphism (*ī-so-di-morf'-izm*) [ἴσος, equal; δίμορφος, two-formed]. A form of dimorphism, characterized by the appearance of a substance in two similar but incompatible forms.

isodont (*ī'-so-dont*) [ἴσος, equal; ὀδούς, tooth]. Having teeth of the same size and shape.

isodulcite (*ī-so-dul'-sit*). See *rhamnose*.

isodynamia (*ī-so-di-nam'-e-ah*) [ἴσος, equal; δύναμις, force]. The property of being isodynamic.

isodynamic (*ī-so-di-nam'-ik*) [*iso-*; δύναμις, force]. Having or generating equal amounts of force.

i. foods, those that produce an equal amount of heat in undergoing digestion.

isoelectrical (*ī-so-e-lek'-trik-al*) [*iso-*; ἤλεκτρον, amber]. Having the same electrical properties throughout.

isoerythroagglutinin (*ī-so-er-ith-ro-ag-gloo'-tin-in*). See *isoagglutinin*.

isoform (*ī'-so-form*). An antiseptic dusting powder composed of equal parts of para-iodoxyanisol and calcium phosphate.

isogamous (*ī-sog'-am-us*) [ἴσος, equal; γάμος, marriage]. A term used to designate that mode of reproduction in which the uniting gametes are of equal size. The same as conjugating.

isogamy (*īs-og'-am-e*) [ἴσος, equal; γάμος, marriage]. The production of gametes of uniform size and incapable of being distinguished as macrogametes or microgametes. In biology, conjugation of similar gametes.

isoglucosic (*ī-so-gloo-ko'-sik*). A term applied to a diabetic diet containing an amount of carbohydrates equal to the patient's tolerance.

isogonic (*ī-so-gon'-ik*) [ἴσος, equal; γόνος, offspring]. Characterized by isogonism.

isogonism (*ī-sog'-o-nizm*) [ἴσος, equal; γόνος, offspring]. In biology, the production by different stocks of sexual organisms of identical structure.

isograft (*ī'-so-graft*) [*iso-*; *graft*]. A graft from a person other than the patient operated on.

isohemoagglutinin (*ī-so-hem-o-ag-gloo'-tin-in*). See *isoagglutinin*.

isohemolysin (*ī-so-hem-ol'-is-in*) [*iso-*; αἷμα, blood; λύειν, to loose]. In Ehrlich's lateral-chain theory, a hemolysin capable of acting against the blood of other animals of the same species as the one producing it, but capable of hemolizing the red blood-corpuscles only of such as have red blood-corpuscle receptors very similar to or identical with the receptors of the blood giving rise to the hemolysin. Cf. *isocytolysin*.

isoidiolysin (*ī-so-id-e-ol'-is-in*). See *idioisolysin*.

isolactose (*ī-so-lak'-tōs*). A disaccharid or true sugar formed by the action of an enzyme on lactose or milk-sugar.

isolate (*īs'-o-lāt*) [*insula*, an island]. To separate; to place apart.

isolation (*īs-o-la'-shun*). The act or process of isolating, or the state of being isolated; separating those ill of contagious diseases from others.

isoleucine (*ī-so-lū'-sēn*). An amino-acid formed from proteins by hydrolysis.

isologous (*ī-sol'-o-gus*) [ἴσος, equal; λόγος, method, ratio, or system]. Having similar relations or proportions. A qualification applied to compounds containing a like number of carbon-atoms, with a gradually decreasing number of hydrogen-atoms.

isolophobia (*īs-o-lo-fo'-be-ah*) [*insula*, an island; φόβος, fear]. Morbid dread of being alone.

isolysin (*ī-sol'-is-in*) [*iso-*; λύειν, to loose]. A cytolysin produced by injecting red blood-cells into an animal of the same species. An isolysin will destroy the red blood-cells of any animal of

the same species except those of the immunized individual. Cf. *heterolysin*.

isolysis (*i-sol'-is-is*). The hemolytic action of the blood-serum of an animal of one species upon the corpuscles of another individual of the same species.

isolytic (*i-so-lit'-ik*). Pertaining to or caused by isolysis or an isolysin.

isomaltose (*i-so-mawl'-tōs*), $C_{12}H_{22}O_{11}$. A saccharose formed by the action on starch of an enzyme capable of producing maltose. It occurs in small quantity in the urine.

isomer (*i'-som-er*) [*iso-*; μέρος, a part]. 1. An isomeric body. See *isomeric*. 2. In zoology, an homologous structure or part.

isomeric (*i-so-mer'-ik*) [see *isomer*]. Of a chemical substance, composed of the same elements united in the same proportions by weight; in a restricted sense, composed of the same elements and having the same molecular weight as another substance.

isomerism (*i-som'-er-izm*) [see *isomer*]. The quality of being isomeric. Isomerism is of two kinds—(1) substances may have the same percentage-composition and the same molecular weights; these are termed *metameric*; (2) they may have the same percentage-composition, but different molecular weights; these are termed *polymeric*. Ammonium cyanate, $CON.NH_4$, and urea, CON_2H_4, are metameric; acetylene, C_2H_2, benzene, C_6H_6, and styrene, C_8H_8, are polymeric. **i., physical,** the form in which bodies that are isomeric and do not differ chemically present different physical properties, such as their action toward polarized light.

isometric (*i-so-met'-rik*) [*iso-*; μέτρον, a measure]. Of the same dimensions. **i. muscular act,** the preservation of the length of a muscle when stimulated, the muscle undergoing change in tension only.

isometropia (*i-so-met-ro'-pe-ah*) [*iso-*; μέτρον, a measure; ὤψ, eye]. Equality of kind and degree in the refraction of the two eyes.

isomolar (*i-so-mo'-lar*) [*iso*, equal; *moles*, mass] of equal mass.

isomorphic (*i-so-mor'-fik*) [*iso-*, μορφή, form]. Having the same form; of crystals, crystallizing in the same form.

isomorphism (*i-so-mor'-fizm*) [see *isomorphic*]. Similarity in crystalline form.

isomorphous (*i-so-mor'-fus*). See *isomorphic*.

isonaphthol (*i-so-naf'-thol*). A compound from naphthalene; a local antiseptic.

isonomic (*i-so-nom'-ik*). In chemistry, applied to isomorphism existing between two compounds of like composition.

isopathotherapy (*i-so-path-o-ther'-ap-e*). Same as *isopathy*, *q. v.*

isopathy (*i-sop'-ath-e*) [*iso-*; πάθος, suffering] The treatment of disease by the administration of the causative agent or of its products, as the treatment of smallpox by the administration of variolous matter.

isopelletierine (*i-so-pel-et-e-er-ēn'*). See *pelletierine*.

isopepsin (*i-so-pep'-sin*) [*iso-*; *pepsin*]. 1. A body formed by heating pepsin to a point between 104° and 140° F. (40°–60° C.). It changes albumin into parapeptone. 2. Same as *parapeptone*.

isophoria (*i-so-fo'-re-ah*) [*iso-*; φόρος, a tending]. A condition in which the eyes lie in the same horizontal plane, the tension of the vertical muscles of each eye being equal, and the visual lines lying in the same plane.

isopia (*i-so'-pe-ah*) [ἴσος, equal; ὤψ, eye]. Equal acuteness of vision in the two eyes.

isopilocarpine (*i-so-pi-lo-kar'-pin*). An alkaloid from jaborandi isomeric with pilocarpine and similar to it in physiological effect, but weaker.

isoplastic graft (*i-so-plas'-tik*). A graft obtained from another animal of the same species.

isopleural (*i-so-ploo'-ral*) [ἴσος, equal; πλευρά, a rib]. Bilaterally symmetrical.

isopral (*i'-so-pral*). Trichlorisopropyl alcohol. A hypnotic substance with odor of camphor.

isoprecipitin (*i-so-pre-sip'-it-in*). A precipitin which is only active against the serum of animals of the same species as that from which it is derived.

isopters (*i-sop'-terz*) [*iso-*; ὁπτήρ, observer]. The curves of relative visual acuity of the retina, at different distances from the macula, for form and for color.

isoscope (*i'-so-skōp*) [ἴσος, equal; σκοπεῖν, to see]. An instrument consisting of two sets of parallel vertical wires, one of which can be superimposed on the other; it is designed to show that the vertical lines of separation of the retina do not correspond exactly to the vertical meridians.

isoserum treatment (*i'-so-se-rum*). Treatment of a patient by serum taken from another person who has, or has had, the same disease.

isostemonous (*i-so-stem'-o-nus*) [ἴσος, equal; στήμον, a stamen]. In biology, having the stamens of the same number as the parts of the calyx or corolla.

isotherapeutics (*i-so-ther-ap-ū'-tiks*). Same as *isopathotherapy*.

isothermal (*i-so-ther'-mal*) [*iso-*; θέρμη, heat]. Of equal or uniform temperature **i. lines,** lines drawn through places having the same average temperature for a given period of time.

isotonia (*i-so-to'-ne-ah*) [ἴσος, equal; τόνος, tension] Equality of tension.

isotonic (*i-so-ton'-ik*) [*iso-*; τόνος, tension]. 1. Having uniform tension or tonicity. 2. Applied to a solution of equal density, as the blood or some other fluid taken as a standard **i. muscle,** a muscle that contracts on stimulation, its tension remaining the same **i. salt solution,** one having the same osmotic tension as the blood-serum; a 0.9% or "physiological salt solution."

isotonicity (*is-o-ton-is'-it-e*). 1. Same as *isotonia*. 2. Equality of osmotic pressure in different fluids

isotopes (*i'-so-tōps*) [ἴσος, equal; τόπος, place]. Elements which are non-separable by chemical means and which are identical in chemical character; there may be a slight difference in their atomic weights.

isotoxin (*i-so-toks'-in*) [*iso-*; τοξικόν, poison]. A toxin elaborated in the blood of an animal and toxic for animals of the same species.

isotropic, isotropous (*i-so-trop'-ik, i-sot'-ro-pus*) [see *isotropy*]. 1. Having the same shape and appearance, from whatever point observed. 2. Being singly and uniformly refractive.

isotropy (*i-sot'-ro-pe*) [*iso-*; τροπή, turning]. 1. The condition of having equal or uniform properties throughout. 2. In embryology, Pfluger's term for absence of predetermined axes.

isotypical (*i-so-tip'-e-kal*) [*iso-*; τύπος, type]. Belonging to the same type.

Issayeff's period of resistance (*e'-sah-yef*). A temporary power of resistance to inoculation by virulent cultures of bacteria, conferred by the

injection of various substances, such as salt solution, urine, serum, etc.

issue (*ish'-u*) [Fr., *issue*, from *exire*, to go out]. 1. An ulcer or fistulous passage made and kept up artificially for purposes of counter-irritation. 2. Offspring. 3. A discharge or flux. **i. pea**, a pea-shaped foreign body, as of ivy-wood or orris-root, inserted into an issue to keep up suppuration.

istarin (*is'-tar-in*). A nitrogenous, phosphorized substance occurring in brain-tissue.

isthmectomy (*is-mek'-to-me*) [*isthmus*; ἐκτόμη, excision]. Excision of an isthmus; specifically, excision of the isthmus of the thyroid gland in goiter.

isthmian, isthmic (*is'-me-an, is'-mik*) [ἰσθμός, a narrow passage]. Pertaining to any isthmus, as that of the fauces.

isthmitis (*is-mi'-tis*) [ἰσθμός, a narrow passage: ῖτις, inflammation]. Inflammation of the fauces.

isthmo- (*is'-mo-*) [ἰσθμός, a neck]. A prefix signifying the fauces.

isthmocholosis (*is-mo-kol-o'-sis*) [*isthmus*; χολή, bile]. Angina accompanied with bilious disorder.

isthmodynia (*is-mo-din'-e-ah*) [*isthmo-*; ὀδύνη, pain]. Pain in the faucial isthmus.

isthmoid (*is'-moid*) [ἰσθμός, a neck; εἶδος, likeness]. Resembling an isthmus.

isthmopathy (*is-mop'-ath-e*). A disease of the faucial isthmus.

isthmoplegia (*is-mo-ple'-je-ah*). Paralysis of the faucial tract.

isthmopolypus (*is-mo-pol'-ip-us*). A polyp of the fauces.

isthmopyra (*is-mo-pi'-rah*) [*isthmus*; πῦρ, fire]. Inflammation of the mucosa of the fauces.

isthmorrhagia (*is-mor-a'-je-ah*). Hemorrhage from the throat.

isthmospasm (*is'-mo-spasm*). Spasm of the isthmus of the fauces.

isthmus (*is'-mus*). The neck or constricted part of an organ. The part of the brain which, situated axially, serves to unite the forebrain, the cerebellum, and the spinal cord. **i. cerebri**, the midbrain. **i., gyral**, a narrow gyrus connecting two adjoining gyri; an annectant convolution or *pli de passage*. **i. of fauces**, the space between the arches of the palate. **i. rhombencephali**, the constriction between the third primary brain-vesicle and the midbrain. **i. of thyroid gland**, the narrow transverse part connecting the lobes of the thyroid body.

istizin (*is'-tiz-in*). A laxative preparation said to be dioxyanthiachinone. Dose 5 gr., dissolved in water.

isuria (*is-ū-re-ah*) [ἴσος, equal; οὖρον, urine]. Excretion of equal amounts of urine in equal periods of time.

isutan (*is'-ū-tan*). A proprietary compound said to consist of bismuth, resorcin, and tannic acid; used in diarrhea of children. Dose, 1–3 gr. (0.065–0.2 Gm.) every 2 hours. Syn., *bismutan*.

Italian leprosy. See *pellagra*

Itard's catheter (*e-tar'*) [Jean-Marie Gaspard *Itard*, French otologist, 1774–1838]. A Eustachian catheter.

Itard-Cholewa sign (*e-tar'-ko-la'-vah*) [Jean Marie Gaspard *Itard*, French otologist, 1774–1838; Erasmus Rudolph *Cholewa*, German physician, 1845–]. In otosclerosis the membrane tympani is anesthetic.

itch (*ich*) [AS., *giccan*, to itch]. 1. An irritating sensation in the skin. 2. A name for various skin diseases accompanied by itching, particularly scabies. **i., barber's.** See *sycosis parasitaria*. **i., coolie**, a superficial vesicular dermatitis confined entirely to the lower extremities, caused by the larvæ of *Uncinaria duodenalis*. It is endemic in Assam and other tropical regions among the laborers in tea-gardens and in damp soil. **i., Cuban**, a disease supposed to be a mild form of smallpox introduced by soldiers returning from the Cuban war. **i., dhobie**, a form of ringworm locating itself under the arms and between the legs when the skin is moist; very troublesome to soldiers in the tropics. Syn., *Manila itch*. **i., frost**, pruritus hiemalis. **i.-mite.** See *Acarus scabiei*.

itching (*ich'-ing*). An irritable tickling of the skin; pruritus.

itchol (*itch'-ol*). A proprietary ointment said to consist of lanolin, vaselin, iodoform, glycerin, phenol and oils of eucalyptus and lavender.

-ite (*-it*). 1. A suffix employed in mineralogy to denote a mineral or of mineral origin. 2. A suffix employed in chemistry for the salt of an acid that has the suffix *-ous*.

iter (*i'-ter*) [L.]. A passageway. **i. ad infundibulum**, the passage between the third ventricle of the brain and the infundibulum. **i. a tertio ad quartum ventriculum**, the aqueduct of Sylvius, extending from the third ventricle to the fourth. **i. chordæ anterius**, the aperture through which the chorda tympani nerve leaves the tympanum. **i. chordæ posterius**, the aperture through which the chorda tympani nerve enters the tympanum. **i. dentium**, the canal of the permanent dental sac opening behind the corresponding temporary tooth and through which the permanent tooth rises. **i. femineum**, the perineum. **i. seminarium**, the vas deferens. **i. urinæ, i. urinarium**, the urinary passages.

iteral (*i'-ter-al*) [*iter*]. Relating to an iter or passage, particularly the Sylvian aqueduct.

ithykyphosis (*ith-e-ki-fo'-sis*) [ἰθύς, straight; κύφος, hump]. Having a backward angular projection of the spinal column without any lateral curvature.

ithylordosis (*ith-e-lor-do'-sis*) [ἰθύς, straight; λορδώσις, bending forward]. Having a forward angular projection of the spinal column without any lateral curvature.

itinerarium (*i-tin-er-a'-re-um*) [*iter*]. A lithotomy staff.

itiolo (*it-e-o'-lo*). An aqueous solution containing ammonium compounds containing sulphur in the form of sulphonates, sulphones and sulphides; an ichthyol substitute.

-itis (*-i-tis*) [ῖτις, inflammation]. A suffix now used to denote inflammation; originally it had no such limited meaning, but was applied to any morbid condition.

itrol (*it'-rol*). Silver citrate. See under *silver*.

itrosyl (*it'-ro-sil*). Concentrated nitrous ether.

IU. Abbreviation for immunizing unit.

ivaine (*i'-va-ēn*) [*iva*, Latin name of *Achillea moschata*], $C_{24}H_{41}O_8$. An alkaloid obtained from *Achillea moschata*.

iva-oil (*i'-vah-oil*). A blue-green, volatile oil, of strong penetrating smell and taste of peppermint, obtained from iva, *Achillea moschata*. Its principal constituent is ivaol.

ivaol (*i'-vah-ol*), $C_{10}H_{20}O$. A pale yellow oily liquid of bitter taste and pleasant smell, the principal constituent of iva-oil (*q. v.*).

ivory (*i'-vor-e*) [*eboreus*, made of ivory, from *ebur*, ivory]. The hard, bone-like substance chiefly obtained from the tusks of elephants. **i.-black**, animal charcoal. **i., decalcified**, ivory treated with acid and deprived of inorganic constituents. **i., dental**, dentin.

ivy (*i'-ve*). An evergreen (*Hedera helix*), not used in medicine. **i.-pea**, an issue-pea made of the wood of the ivy. **i., poison.** See *rhus*

Iwanoff's edema of the retina. Cystoid degeneration of the retina.

Ixodes (*iks-o'-dēz*) [ἰξός, bird-lime; εἶδος, form]. A genus of the order *Acarida*, including most of the parasitic ticks.

ixodiasis (*iks-o-di'-as-is*). Lesions and symptoms due to the presence of ticks of the genus *Ixodes;* tick fever.

ixodic (*iks-od'-ik*) [see *ixodes*]. Due to or derived from ticks

ixodin (*iks'-od-in*) [see *ixodes*]. A ferment found in an extract of wood-ticks, obtained by means of a physiological salt solution. This substance injected intravenously in large quantities reduces blood-pressure and arrests cardiac action.

Ixora coccinea (*iks'-ōr-ah kok-sin'-e-ah*). The flame tree; a shrub growing in India, whose root contains tannin, saccharine matter, and volatile oil, but no alkaloid. It is said to be a cholagogue and intestinal antiseptic, and has been used in cases of diarrhea and dysentery.

ixyomyelitis (*iks-e-o-mi-el-i'-tis*) [ἰξύς, waist; μυελός, marrow; ῖτις, inflammation]. Inflammation of the lumbar portion of the spinal cord.

izal (*i'-sal*). Trade name of a proprietary disinfectant obtained in the process of coke-formation

Izar's reagent (*e-zar*). A fluid consisting of equal parts of linoleic acid and ricinoleic acid.

J

j. As a Roman numeral it is used as the equivalent of i for one, or at the end of a number, as j, ij, iij, vj, vij, etc.

J. Symbol of *Joule's equivalent.*

jabber (*jab'-er*) [ME., *jaber*, to chatter]. To talk rapidly and indistinctly; to chatter.

jaborandi (*jab-or-an'-de*). See *pilocarpus.*

jaborandine (*jab-o-ran'-dēn*). Synonym of *pilocarpine.*

jaboridine (*jab-or'-id-ēn*), $C_{10}H_{13}N_2O_3$. An alkaloid derived from jaborandi.

jaborine (*jab'-or-ēn*), $C_{22}H_{32}N_4O_4$. An alkaloid from jaborandi, a white amorphous powder with properties like those of atropine.

Jaboulay's button (*zjab-oo-la'*) [Mathieu *Jaboulay*, French surgeon, 1860–1913]. An arrangment of two cylinders which fit together and are used in lateral intestinal anastomosis. **J.'s operation,** exothyropexy.

Jacaranda (*jak-ar-an'-dah*). A genus of bignoniaceous plants of tropical America, several species of which are employed in syphilis in Brazil. **J. caroba** is antisyphilitic and is of service in the treatment of urethritis, rheumatism, and skin diseases. Dose of the *fluidextract* 16 min.–1 dr. (1–4 Cc.). **J. lancifoliata** is used by the natives of Brazil in urethritis. Dose of a 1:8 tincture 15 min. (1 Cc.); of the *fluidextract* 16–30 min. (1–2 Cc.). **J. procera** is indigenous to South America, and furnishes Caraiba bark, used in diarrhea and dysentery. The leaves are tonic, diaphoretic, and diuretic, and used in gonorrhea, gout, etc.

jacareuba (*jak-ar-oo'-bah*). The *Caulophyllum brasiliense.*

Jaccoud's dissociated fever (*zjak-kooz'*) [Sigismond *Jaccoud*, French physician, 1830–1913]. Fever with irregularity and slowness of the pulse in tuberculous meningitis of adults. **J.'s sign.** 1. A lateral displacement and rolling movement of a portion of the thoracic wall in adherent pericardium, especially when this is associated with extrapericardiac adhesions. 2. Prominence of the aorta in the region of the suprasternal notch in case of aortic dilation.

jacemine (*jas'-em-in*). Obsolete form of jasmine.

jack (*jak*). A popular term for horse-flesh salted and subsequently washed in order to deprive it of its peculiar taste. **j.-knife posture,** the patient reclines on his back with shoulders elevated, legs flexed on thighs, and thighs at right angles to abdomen.

jacket (*jak'-et*) [Fr., *jacque*, a coat of mail]. A short coat. **j., bark,** a jacket stuffed with powdered cinchona. **j., cotton,** a jacket lined with cotton, sometimes used in the treatment of pneumonia. **j., plaster-of-Paris,** a mould of plaster-of-Paris cast upon body or part, for keeping it rigid and fixed in a desired position in sprain or dislocation of the spine, etc. **j.-poultice,** a poultice placed between two folds of gauze or other material and applied about the whole surface of the thorax; it is sometimes used in the treatment of pneumonia. **j., Sayre's,** a plaster of Paris jacket used to support the spina column. **j., strait,** a system of leather straps used to bind violently insane persons in order to prevent self-inflicted injury. **j., Willock's respiratory,** a jacket used in pulmonary emphysema.

Jackson's membrane or **veil** (*jak'-sun*) [Jabez North *Jackson*, American surgeon, 1868–]. A thin membrane extending from the parietal peritoneum of the right side across the front of the ascending colon to the inner side and continuous above with the transverse mesocolon.

Jackson's pectoral syrup [Samuel *Jackson*, of Philadelphia]. A cough medicine containing morphine hydrochloride, oil of sassafras, and syrup of acacia; one fluidrachm contains $\frac{1}{8}\frac{1}{2}$ gr. of morphine hydrochloride. Dose 1 fluidrachm (4 Cc.).

Jackson's sign (*jak'-sun*) [Chevalier, Q. *Jackson*, American laryngologist, 1865–]. When there is a foreign body in the trachea or a bronchus, there will be heard a puffing sound on breathing when the physician listens at the patient's open mouth.

Jackson's syndrome (*jak'-sun*) [John Hughlings *Jackson*, English physician, 1834–1911]. Associated paralysis of the soft palate and larynx, accompanied by paralysis of the trapezius, the sternomastoid, and one-half of the tongue.

Jacksonian (*jak-so'-ne-an*). Described by John Hughlings *Jackson*, English physician, 1834–1911. **J. epilepsy,** focal, cortical, or symptomatic epilepsy; a spasm limited to a single group of muscles in the face, arm, or leg, due generally to irritative lesion of the motor area of the brain; the spasm may also involve other groups of muscles; consciousness is usually retained; there is danger of the convulsions becoming general.

Jacob's cataract needle (*ja'-kub*) [Arthur *Jacob*, Irish ophthalmologist, 1790–1874]. A needle with a slightly curved point, used in treating cataract. **J.'s membrane,** the layer of rods and cones of the retina. **J.'s operation,** *for trichiasis;* scalping of the edge of the lid, including the cilia and the hair-bulbs. **J.'s ulcer,** same as rodent ulcer. **J.'s wound,** chancroidal ulcer.

Jacobson's anastomosis [Ludwig Levin *Jacobson*, Danish anatomist, 1783–1843]. The tympanic plexus. **J.'s canal,** the tympanic canal that opens on the lower surface of the petrous portion of the temporal bone and transmits Jacobson's nerve. **J.'s cartilage,** a strip of hyaline cartilage extending from the nasal spine upward and backward between the nasal septum and vomer; it is well developed in certain animals, but rudimentary in man. **J.'s nerve,** the tympanic branch of the glossopharyngeal nerve. **J.'s organ,** a short, rudimentary canal, extending along the septum of Stenson's duct, and ending in a culdesac. **J.'s plexus,** the tympanic plexus. **J.'s sulcus,** the vertical sulcus for the tympanic nerve on the promontory of the tympanum.

Jacobson's retinitis (Julius *Jacobson*, German ophthalmologist, 1828–1889]. Diffuse syphilitic retinitis.

Jacquart's angle (*zjak-ar'*). The facial angle; that angle between the line joining the subnasal point and the glabella, and the line joining the subnasal and auricular points.

Jacquemier's sign (*zjak-me-a'*) [Jean Marie *Jacquemier*, French obstetrician, 1806–1879]. Blue coloration of the vaginal mucosa appearing about the twelfth week of pregnancy.

Jacquemin's test for phenol (*zjak-man*). Add to the solution an equal amount of anilin and then a solution of sodium hypochlorite; a blue color is produced.

Jacquet's disease (*zjah-ka'*) [L. *Jacquet*, French dermatologist]. Alopecia occurring in connection with disorders of the teeth.

jactitation (*jak-tit-a'-shun*) [*jactitare*, to pour forth]. A tossing about, great restlessness, a condition at times present in grave diseases. **j., periodic**, chorea.

jaculiferous (*jak-ū-lif'-ur-us*) [*jaculum*, a dart; *ferre*, to bear]. Prickly, bearing spines.

Jadassohn's disease (*yah'-das-sōn*) [Josef *Jadassohn*, Swiss dermatologist, 1853–]. A maculopapular erythema.

Jadelot's lines, J.'s furrows (*zjad'-lo*) [Jean François Nicolas *Jadelot*, French physician, – 1830]. Certain furrows of the face observed in conditions of disease. Three sets are distinguished The *genal* and *nasal furrows* are said to indicate disease of the gastrointestinal tract or abdominal viscera; the former runs from the mouth toward the malar bone, the latter from the nasal alæ in a semicircle about the mouth; the *labial furrow*, from the angle of the mouth outward to the lower part of the face, indicates disease of the lungs; the *oculozygomatic furrow*, beginning at the inner canthus of the eye, and passing outward below the lower lid, to be lost on the cheek; it is said to point to disorders of the nervous system.

Jaeger's test types (*ya'-ger*) [Edward *Jaeger* von Jastthal Austrian ophthalmologist, 1818–1884]. A series of types of varying size, for testing the power of vision.

Jaffé's reaction for creatinin (*yaf-fay'*) [Max *Jaffé*, German physician, 1841–1911] Add to the solution a solution of picric acid and a few drops of sodium hydroxide solution, and warm. The presence of creatinin is evinced by a red coloration, which changes to yellow if acid is added. Acetone and glucose give a similar reaction. **J.'s sign**, the flow of pus from a tube inserted into a subdiaphragmatic abscess is more abundant during inspiration than during expiration; if the collection is thoracic, the inverse holds true. Paralysis of the diaphragm prevents the manifestation of this sign. **J.'s test for indican**, add to the suspected liquid an equal amount of concentrated hydrochloric acid to which has been added a few drops of sodium hypochlorite. A blue color denotes the presence of indican.

jail-fever. Typhus fever.

(von) Jaksch's disease (*yaksh*) [Rudolf *von Jaksch*, Austrian physician, 1855–]. Infantile pseudoleukemia. **v. J.'s test for free hydrochloric acid in gastric juice**, saturate filter-paper with a solution of benzopurpurin 6 B, and dry; this gives, with dilute solutions of HCl, a beautiful violet color. If it assumes a dark-blue color, the solution contains more than 0.4 Gm. of HCl in 100 Cc. of the solution. **v. J.'s test for glucose in urine**, to 6–8 Cc. of urine add 2 parts of phenylhydrazin hydrochlorate and 3 parts of sodium acetate; warm, place the tube in boiling water for from 20 to 30 minutes, then in cold water. The presence of glucose is shown by a precipitate consisting of groups of yellow needles of phenylglucosazone. In doubtful cases determine the melting-point of these crystals to be 204°–205° C. **v. J.'s test for melanin**, treat the liquid to be tested with a few drops of a concentrated solution of ferric chloride. If melanin is present, it will turn gray, and more ferric chloride being added, the precipitate, consisting of the coloring-matter and the phosphates, is redissolved. **v. J.'s test for uric acid**, allow the powder to heat gently on a watch-glass with a drop or two of chlorine or bromine water. A red residue is formed which, when cold, turns a purple red when ammonia is added.

jalap, jalapa (*jal'-ap, -a*) [from *Xalapa*, a city of Mexico]. The tuberous root of *Exogonium purga*, a plant of the natural order *Convolvulaceæ*. Its active principle is a resin which contains a glucoside, *convolvulin*, $C_{31}H_{50}O_{16}$. Jalap is an active hydragogue cathartic, and is used to remove dropsical effusions by the bowel. Combined with calomel it is a favorite remedy in bilious fever. Dose of *powdered jalap* 5–30 gr. (1–2 Gm.). **j., compound powder of** (*pulvis jalapæ compositus*, U. S. P.). Dose 10 gr.–1 dr. (0 65–4.0 Gm.). **j., resin of** (*resina jalapæ*, U. S. P.). Dose 4–8 gr. (0.26–0.52 Gm.).

jalapin (*jal'-ap-in*) [*jalap*]. 1. A purgative glucoside, from various kinds of jalap. 2. $C_{34}H_{56}O_{16}$. The precipitate from a tincture of jalap; dose 3 gr.

jalapinol (*jal-ap'-in-ol*). A crystalline decomposition product of jalapin.

jalon (*jal'-on*). A proprietary liquid preparation of colloidal silver for internal administration, in gastric and intestinal disorders.

Jamaica dogwood. See *Piscidia erythrina*.

jamaicin (*jam-a'-is-in*). A bitter cathartic substance from the bark of the cabbage-tree, *Andira inermis*, identical with berberin

jamboisine (*jam-boy'-sēn*). An alkaloid $C_{10}H_{13}NO_3$ obtained from *Jambosa vulgaris*.

jambul (*jam'-bul*) [E. Ind., *jambu*]. The dried and powdered fruit-stones of *Syzygium jambolanum*, a shrub of the order *Myrtaceæ*, growing in Western India. It is a valuable astringent in the diarrheas of children, and has also been found to lessen the amount of sugar and urine excreted in diabetes. Dose gr. ij–x; of the fluid extract of the seeds, ♏ v–x. Unof.

James' pill [Robert *James*, English physician, 1705–1776]. A pill containing equal parts of James' powder, ammoniac, and pill of aloes and myrrh. **J.'s powder.** See *antimony, powder of*.

Jamestown weed. See *Stramonium*.

Jamieson's salve. Lanolin, 3 parts; oil of sweet almond, ½ part; distilled water, ½ part. A base for eye-ointments.

Janet's disease (*zja-na'*) [Pierre *Janet*, French physician, 1859–]. Psychasthenia.

Janet's method (*zjan-a'*). The treatment of gonorrhea by irrigation with potassium permanganate.

Janeway's pill [Edward Gamaliel *Janeway*, American physician, 1841–1911]. A pill of aloes, podophyllum, belladonna and nux vomica.

Janeway's sphygmomanometer [Theodore C. *Janeway*, American physician, 1872–1917].

An apparatus for determining the blood pressure.

janiceps (*jan'-is-eps*) [*Janus*, a two-faced divinity; *caput*, head]. A syncephalic monstrosity with two faces. **j. asymmetrus**, a j. with the two faces unequally developed.

janitor (*jan'-it-or*) [L., doorkeeper]. The pylorus.

janitrix (*jan'-i-trix*) [L., fem. of *janitor*]. The portal vein.

Janosik's embryo (*yahn'-o-sik*). A human embryo described by Janosik as having two gill-pouches and three aortic arches.

Jansen's operation (*yahn'-sen*) [Albert *Jansen*, German otologist]. It consists of curettage of the frontal sinus after removing the lower wall and the lower part of the anterior wall of that sinus.

janus (*ja'-nus*). See *janiceps*.

japaconine (*jap-ak'-on-ēn*), $C_{36}H_{41}NO_{10}$. A decomposition-product of japaconitine.

japaconitine (*jap-ak-on'-it-ēn*), $C_{66}H_{88}N_2O_{21}$. The most poisonous of the known aconite alkaloids. It is obtained from *Aconitum japonicum*. On saponification it splits up into benzoic acid and japaconine

Japanese (*jap-an-ēz'*) [Japan, an island on the east coast of Asia]. Pertaining to Japan or its inhabitants. **J. fanning.** See *J. method of resuscitation*. **J. hot-box**, a device for applying dry-heat to a part, as the eyes. **J. method of resuscitation**, it consists in drawing forward the tongue and making rapid passes with paper fans soaked in water and aqua ammoniæ. The object is to get as much of the vapor of ammonia into the lungs as possible. This method is also called *Japanese fanning*. **J. river fever.** See *kēdani disease*.

jar. A small earthen or glass vessel without handle or spout. **j., Leyden**, an electric condenser consisting of a glass jar lined, externally and internally, in its lower two-thirds with tin.

jardon (*jar'-don*). A tumor or exostosis on the outer and lower part of the leg of a horse, below the bending of the ham.

jargon (*jar'-gon*). Confused, unintelligible talk, gibberish, babble, characteristic of some forms of idiocy and insanity. **j. aphasia, j. paraphasia.** See *aphasia, gibberish*.

jargonize (*jar'-gon-iz*). To utter unintelligible sounds.

Jarisch's ointment (*yah'-rssh*) [O. *Jarisch*, Austrian physician, 1850–1902]. An ointment containing pyrogallic acid, one dram, and lard, one ounce. **J.'s reaction.** See *Herxheimer's reaction*.

Jarjavay's muscle (*zjar-zjav-a'*) [Jean François *Jarjavay*, French physician, 1815–1868]. The depressor urethræ, a fasciculus of the constrictor urethræ that passes transversely over the urethra and joins the fibers of the constrictor vaginæ.

Jarvis's adjuster (*jar'-vis*). An appliance formerly used for reducing dislocations.

Jarvis's snare (*jar'-vis*) [William Chapman *Jarvis*, New York physician, 1855–1895]. A snare used for removing polypoid growths in the nose and throat.

jasmine (*jas'-min*). See *gelsemium*.

jaswa (*jas'-weh*) [Siberian]. Local name of anthrax.

Jatropha (*jat'-ro-fah*) [*ἰατρός*, a physician; *τροφή*, nourishment]. A genus of euphorbiaceous plants. *J. curcas* is the source of purging-nuts. *J. gossypifolia*, the tua-tua plant, indigenous to South America, West Indies, and Africa, has purgative leaves used in colic and bilious affections. It is highly extolled in Venezuela as a cure for leprosy. *J. manihot* yields tapioca.

jaundice (*jawn'-dis*) [Fr., *jaunisse*, from *jaune*, yellow]. A yellow discoloration of the skin, mucous membranes, and secretions, due to the presence of bile-pigments in the blood. See *icterus*. **j., acathectic, j., akathektic**, a name given by Liebermeister to the majority of cases usually classified as hematogenous icterus, but which he holds to be due to a disturbed activity of the liver-cells, which, in consequence of injury, lose their ability to secrete bile in the direction of the bile-ducts, a consequence of which is the diffusion of the bile into the blood-vessels and lymph-vessels of the liver. Syn., *diffusion icterus; functional jaundice*. **j., acute febrile.** See *Weil's disease*. **j., acute infective.** See *Weil's disease*. **j., black**, an extreme degree of jaundice. **j., black of the Tyrol**, an endemic disease, due according to Melinkow-Raswedenkow, to *Echinococcus alveolaris*. He proposes the name alveolar *echinococcus disease*. **j., Budd's.** Rokitansky's disease. **j., catarrhal**, that due to swelling of the bile-ducts from catarrh. **j., functional.** See *j., acathectic*. **j., green**, that in which the discoloration of the skin is green or olive-colored. Syn., *icterus viridis*. **j., hematogenous**, that form due to excessive destruction of blood-corpuscles. **j., hepatogenous**, that due to obstruction to the flow of bile from the liver. By some all forms of jaundice are considered hepatogenous, since bile is made only in the liver. **j., lead**, the earthy yellow hue of the skin in saturnine cachexia. **j., malignant**, acute yellow atrophy of the liver. See *icterus gravis*. **j., Murphy's law of**, jaundice due to gall-stones is always preceded by colic; jaundice due to malignant disease, or catarrh of the ducts accompanied by infection, is never preceded by colic. **j. of the new-born.** See *icterus neonatorum*. **j., obstructive**, that due to permanent obstruction of the common bile-duct. It is persistent and deep, and accompanied by irritability, depression, and later coma, delirium or convulsions, a slow pulse, and subcutaneous hemorrhages. **j., paradoxic**, Addison's disease. **j., red**, a non-febrile diffused redness of the skin. **j., retention.** See *j., obstructive*. **j., saturnine**, jaundice occurring in lead-poisoning. **j., vernal**, mild catarrhal jaundice occurring oftenest in spring and fall because of atmospheric changes. **j., white.** Synonym of *chlorosis*. **j., zone of latent.** See *icterus index*.

jaundice root. Hydrastis.

Javal's ophthalmometer (*zjav-al'*) [Louis Emile *Javal*, French ophthalmologist, 1839–1907]. See *ophthalmometer*. **J.'s orthoptic treatment**, exercises with prisms, for use in strabismus.

Javelle water (*zjav-el'*) [*Javelle*, a town in France]. 1. A solution of potassium or sodium hypochlorite. 2. Liquor potassæ chlorinatæ (N. F.).

jevellization. Using Javelle water to purify water

jaw [ME.]. 1. Either of the two parts of the face (upper or lower jaw) serving the purpose of seizing or masticating the food. 2. Also the bone (jaw-bone or jaw) that forms the framework of the jaw. **j., big**, actinomycosis of cattle. **j., bone**, a maxilla, especially the superior maxilla, the inferior being called the mandible. **j., disease**, a term for phosphorus-necrosis. **j.-fall**, dislocation of lower jaw. **j.-jerk, j.-clonus**, a reflex contraction of the muscles of

mastication produced by suddenly depressing the lower jaw. See under *reflex*. **j. lever,** an instrument used for opening the mouth of, and administering medicine to cattle. **j., lock-, j., locked.** See *lock-jaw*. **j., lumpy,** actinomycosis of cattle. **j., phossy,** necrosis of the jaw produced in those who work in phosphorus, as in match factories. Syn., *phossy mouth*. **j., pier,** the os quadratum or hinge segment of the reptilian mandible; it becomes the incus or anvil bone of mammals. **j., pig,** abnormal prominence of upper jaw and enlargement of teeth in the horse. **j., tooth,** a molar tooth. **j., wolf,** cleft palate

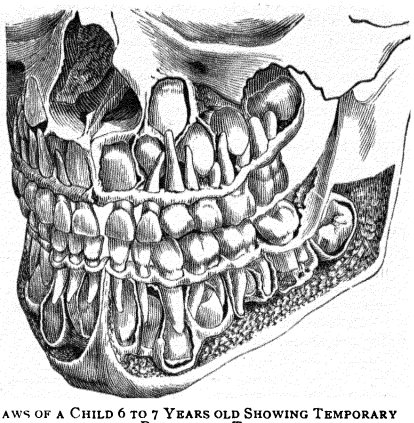

JAWS OF A CHILD 6 TO 7 YEARS OLD SHOWING TEMPORARY AND PERMANENT TEETH.

Jaworski's corpuscles (*yah-vor'-ske*) [Valery *Jaworski*, Polish physician, 1849–]. Spiral bodies of mucus found in the gastric secretion in cases of pronounced hyperchlorhydria. **J.'s sign.** Seen in "paradoxical dilatation" of the stomach and in hour-glass stomach, in which, though splashing may be elicited, no fluid can be recovered by the stomach tube.

Jeanselme's nodules (*zjan-selm'*) [Edouard *Jeanselme*, French physician, 1858–]. Nocardia with nodules on the arms and legs.

jecoral (*jek'-or-al*), **jecorary** (*jek'-or-a-re*), **jecorose** (*jek'-or-ōs*) [L. *jecur, jecoris*, liver]. Hepatic, relating to the liver.

jecorin (*jek'-or-in*) [*jecur*]. 1. $C_{105}H_{186}N_5SP_3$. A body found in liver-substance; it resembles lecithin, but reduces Fehling's solution. It occurs also in the spleen, muscle, brain, etc. 2. A proprietary substitute for cod-liver oil.

jecorol (*jek'-or-ol*). A proprietary preparation said to consist of the active constituents of cod-liver oil, and offered as a substitute for it.

jecur (*je'-ker*) [L.]. The liver.

Jeddah ulcer (*yed'-ah*) [*Jeddah*, a town on the Red Sea]. Oriental boil; see *furunculus orientalis*.

Jeffersonia (*jef-er-so'-ne-ah*) [Thomas *Jefferson*, American statesman, 1743–1826]. A genus of berberidaceous plants. **J., diphylla,** a N. American plant, useful in rheumatism, and a good substitute for senega. It is tonic and in large doses expectorant; it is also called *rheumatism-root* and *twin-leaf*.

jejunal (*jej-oo'-nal*) (*jejunum*]. Pertaining to the jejunum.

jejunectomy (*jej-oo-nek'-to-me*) [*jejunum*; ἐκτομή, excision]. Excision of part or all of the jejunum,

jejunitas (*jej-oo'-nit-as*) [L.]. Fasting.

jejunitis (*jej-oo-ni'-tis*) [*jejunum*; ιτις, inflammation]. Inflammation of the jejunum.

jejunocolostomy (*jej-oo-no-ko-los'-to-me*) [*jejunum*; κόλον, colon; στόμα, mouth]. The formation of an artificial passage between the jejunum and the colon.

jejunoileitis (*jej-oo-no-il-e-i'-tis*) [*jejunum; ileum*; ιτις, inflammation]. Inflammation of the jejunum and the ileum.

jejunoileostomy (*jej-oo-no-il-e-os'-to-me*) [*jejunum; ileum*; στόμα, mouth]. The formation of an artificial communication between the jejunum and the ileum.

jejunoileum (*jej-oo-no-il'-e-um*) [*jejunum; ileum*]. That part of the small intestine extending from the duodenum to the cecum.

jejunostomy (*jej-oo-nos'-to-me*) [*jejunum*; στόμα, mouth]. The making of an artificial opening through the abdominal wall into the jejunum.

jejunotomy (*jej-oo-not'-o-me*) [*jejunum*; τέμνειν, to cut]. Incision into the jejunum.

jejunotyphoid (*jej-oo-no-ti'-foid*) [*jejunum; typhoid*]. Typhoid fever with involvement of the jejunum or its glands.

jejunum (*jej-oo'-num*) [*jejunus*, empty, because usually found empty after death]. The second division of the small intestine extending between the duodenum and the ileum, and measuring about 8 feet (2.2 meters) in length.

jell (*jel*) [*gelare*, to freeze]. The precipitation of colloidal solutions.

Jellinek's sign (*yel'-en-ek*) [Samuel *Jellinek*, Austrian physician]. The brownish pigmentation of the eyelids often found in cases of hyperthyroidism.

jello (*jel'-o*). A food preparation containing gelatin, sugar, and some flavoring agent.

jelloid (*jel'-oid*). A form of pill coated with jujube mass.

jelly (*jel'-e*) [*gelare*, to freeze]. A soft, gelatinous, tremulous substance; that state to which a solution of gelatin changes when it is cooled. **j., bacterial,** the gelatinous matrix which causes certain bacteria to adhere to one another in masses or pellicles. See *zooglea*. **j., coefficient,** a 2% agar solution, containing citric acid, sodium citrate, and sodium chloride, used in the *in vitro* method of studying induced cell-production. **j.-glycerin,** a mixture of glycerin, jelly, and zinc oxide. **j., kinetic,** coefficient jelly to which a dye, sodium bicarbonate, and atropine sulphate have been added to excite ameboid movement in leukocytes. **j.-leaf,** the mucilaginous leaf of *Sida rhombifolia*, used in making poultices. **j. method of in vitro staining,** the use of an agar solution containing a dye and other ingredients, spread on a glass slide, in studying living cells under the microscope. **j., mineral** or **j., petroleum,** vaseline. **j., oat-,** a dietetic preparation used in infant-feeding. It is prepared by soaking 4 ounces of coarse oatmeal in a quart of cold water for 12 hours. The mixture is then boiled down to 1 pint and allowed to cool. **j., Wharton's.** See *Wharton's jelly*.

Jendrassik's maneuver (*yen-dras'-sik*) [Ernst *Jendrassik*, Hungarian physician, 1858–]. Interlocking of the fingers and forcible drawing apart of the hands, to facilitate the production of the knee-jerk.

Jenner's stain for blood [Louis *Jenner*, English physician]. Preparation of the neutral stain: in an open beaker mix equal parts of 1.2 or 1.25% aqueous solution of eosin (Grubler), 1% aqueous solution of methylene-blue (Grubler). Let stand for 24 hours. Filter. Dry the precipitate obtained. Wash the precipitate with distilled water and dry again. The staining solution: For use dissolve 0.5 Gm. of the precipitate in 100 Cc. pure methylalcohol. Method of staining. Stain in the solution for 1 to 3 minutes, covering with a watch-crystal. Pour off stain quickly and rinse in water until film is pink (5 to 10 seconds). Staining reaction: Leukocytes: nuclei, blue; granules, neutrophil, red; granules, basophil, dark violet; granules, eosinophil, brilliant crimson; malarial parasites, bacteria, and filaria, blue.

Jennerian (*jen-e'-re-an*). Pertaining to Edward Jenner, English physician, 1749–1823, the introducer of vaccination against smallpox. **J. vaccination,** arm-to-arm vaccination.

jennerize (*jen'-er-iz*) [Edward *Jenner*, English physician, 1749–1823]. To induce immunity against a disease by repeated inoculation with attenuated cultures of the pathogenic organism producing the disease.

Jensen's fissure (*yen'-sen*). An inconstant fissure near the end of the fissure of Sylvius; called also the intermedial fissure.

Jephson's powder (*jef'-sun*). A powder containing 2 parts of precipitated sulphur and 1 of resin of guaiac; dose 60 gr., used for acne, tonsillitis, and constipation.

jequiritin (*je-kwir'-it-in*). A soluble active principle obtained from the jequirity seeds.

jequiritol (*je-kwir'-it-ol*). An active principle of jequirity in a sterile solution of glycerin.

jequirity (*je-kwir'-it-e*). See *abrus*.

jerk. A sudden, spasmodic movement. See *chin-jerk, elbow-jerk, jaw-jerk, knee-jerk, toe-jerk*, etc. **j.-finger,** a disease in which the flexion or extension of a finger is accomplished by a jerk.

jerks. Irregular and spasmodic movements of features or limbs; they are involuntary.

jervine (*jer'-vēn*). See *veratrum*.

jessamine (*jes'-am-ĕn*). See *gelsemium*.

Jesuits' balsam. Compound tincture of benzoin. **J.s' bark.** Peruvian bark; the bark of several species of cinchona. **J.s' drops,** compound tincture of benzoin **J.s' nut,** seed of *Trapa natans*. **J.s' powder,** powdered cinchona bark. **J.s' tea,** an infusion of leaves of *Psoralea glandulosa*.

Jez's antityphoid extract. An extract obtained from thymus gland, spleen, bone-marrow, brain, and spinal cord of rabbits immunized by frequent inoculations with cultures of typhoid bacilli; this is triturated in a solution of sodium chloride, alcohol, glycerol, and a minute quantity of phenol; a more recent formula contains peptone.

jigger. See *Pulex*.

Jimson-weed (*jim'-son-wēd*). See *Stramonium*.

Jobert's fossa (*zho-bair'*) [Antoine Joseph *Jobert* de Lamballe, French surgeon, 1799–1867]. A hollow in the popliteal region, formed above, by the adductor magnus, below, by the sartorius and gracilis. It is well seen when the knee is bent and the thigh rotated strongly outward. **J.'s operation,** repair of vesicovaginal fissure. **J.'s suture.** See *suture*.

Joffroy's symptom (*zhof-roy*) [Alexis *Joffroy*, French physician, 1844–1908]. 1. Absence of facial contraction when the patient suddenly turns his eyes upward, seen in exophthalmic goiter. 2. Rhythmic twitching of the glutei on pressure upon the gluteal region in cases of spastic paraplegia and sciatica.

joha (*yo'-hah*). A mixture of salvarsan with iodipin and sterile wool fat, used for intramuscular injections in the treatment of syphilis.

johimbine, johimbin (*yo-him'-bēn*). See *yohimbine*.

Johne's bacillus (*yo'-neh*) [Albert *Johne*, German physician]. The specific bacillus of enteritis chronica pseudotuberculosa bovis. **J.'s disease,** enteritis chronica pseudotuberculosa bovis.

Johnin reaction (*yo'-nin*). Animals infected with Johne's bacillus show emaciation and chronic diarrhea

Johnson's test for albumin in urine [Sir George *Johnson*, English physician, 1818–1896]. A concentrated solution of picric acid is poured upon the surface of the urine in a test-tube. A ring of white precipitate occurs at the junction of the two liquids; this increases on heating. Peptones and albumoses are precipitated by this reagent, but the precipitate redissolves on heating.

Johnstoni area. See *Celsus' area*.

joint. See *articulation*. **j.-bodies.** See *arthrolith*. **j., Brodie's,** hysterical arthroneuralgia. **j., Charcot's.** See *Charcot's disease* (2). **j. evil,** anesthetic leprosy. **j.-mice.** See *arthrolith*. **j.-oil,** synovial fluid. **j.-water,** synovial fluid.

Jolles's test for bile pigments in urine (*yol'-la*) [Adolf *Jolles*, Austrian chemist, 1862–]. Put in a stopper cylinder 50 Cc. of urine, and add a few drops of 10% hydrochloric acid and an excess of a barium chloride solution with 5 Cc. of chloroform, and shake for several minutes. Then by means of a pipet remove the chloroform and the precipitate, place in a test-tube, and heat on the water-bath to about 80 C. When the chloroform has evaporated, carefully decant the liquid from the precipitate and let three drops of concentrated sulphuric acid, containing one-third fuming nitric acid, flow down the sides of the test-tube. If bile pigments be present, the characteristic coloration results.

Jolly bodies (*zhol-le'*) [J *Jolly*, French physician] Nuclear bodies sometimes found in erythrocytes; probably pieces from nucleated red blood cells; also called Howell's bodies.

Jolly's electric reaction [Friedrich *Jolly*, German physician, 1844–]. When the contractility of a muscle is exhausted by the faradic current, it can still be excited by the influence of the will, and, inversely, when voluntary movements are impossible, the muscle can contract itself by faradization. This phenomenon is observed in certain amyotrophies.

Jones' method of treating fractures of the elbow-joint [Sir Robert *Jones*, English surgeon, 1858–1933]. It consists in placing the arm in a position of acute flexion and retaining it in this position without passive motion until complete consolidation results.

Jones' solution for the detection of albumin in the urine [Henry Bence *Jones*, English physician, 1814–1873]. Corrosive sublimate, 10 parts; sodium chloride, 10 parts; succinic acid, 20 parts; distilled water, 500 parts. **J.'s test for bile-pigments in urine,** put in a stopper cylinder 50 Cc. of urine, and add a few drops of %10

hydrochloric acid and an excess of a barium chloride solution with 5 Cc. chloroform, and shake for several minutes. Then, by means of a pipet, remove the chloroform and the precipitate, place in a test-tube, and heat on the water-bath to about 80° C. When the chloroform has evaporated, decant the liquid from the precipitate carefully and let three drops of concentrated sulphuric acid, containing one-third fuming nitric acid, flow down the sides of the test-tube. If bile-pigments are present, the characteristic coloration results.

Jonnesco's fossa (*yon-es'-ko*) [Thomas *Jonnesco*, Roumanian surgeon, 1861–]. A fossa in the angle between the duodenum and jejunum. **J.'s method of anesthesia,** the producing of general anesthesia by injection of a solution of stovaine, strychnine or other alkaloid into the subarachnoid space in the dorsal or lumbar region of the spinal cord. **J.'s operation,** excision of the sympathetic ganglion on each side of the neck, for exophthalmic goiter.

Jorissen's test for formaldehyde in milk. To several drops of a 10% aqueous solution of phloroglucinol add 10 Cc. of the suspected milk in a test-tube, shake well, and add a few drops of caustic soda or caustic potash. In the presence of formaldehyd a delicate red color appears.

Jorissenne's sign (*zjor-is-en'*) [Gustave *Jorissenne*, Belgian physician]. During the early stage of pregnancy the change of position of the woman from the horizontal to the erect does not increase the pulse-rate.

Josseraud's sign. A peculiar loud, metallic sound, heard over the pulmonic area, and preceding the friction-sound in acute pericarditis.

Joule (*joul*) [James Prescott *Joule*, English physicist, 1818–1889]. 1. A unit of electric



JAMES PRESCOTT JOULE.

energy, equivalent to the work expended when a current of one ampere flows for one second against a resistance of one ohm. 2. A small calory—the amount of heat required to raise the gram of water 1° C. 3. A unit of work, = 10,000,000 ergs.

Joule's equivalent. The mechanical equivalent of heat or the amount of work that, converted into heat, will raise the temperature of 1 pound of water 1° F. It is equivalent to 772 foot-pounds.

Jourdain's disease (*zjoor-dan'*) [Anselme Louis Bernard *Jourdain*, French surgeon, 1734–1816]. Suppurative alveolitis with involvement of the gums.

judam (*joo'-dam*) [Arabic]. Leprosy.

jugal (*joo'-gal*) [*jugum*, a yoke]. 1. Connecting or uniting, as by a yoke. 2. Pertaining to the zygoma. **j. bone,** the malar bone. **j. point,** the point situated at the angle that the posterior border of the frontal branch of the malar bone makes with the superior border of its zygomatic branch. **j. process,** the zygomatic process.

jugate (*joo'-gāt*) [*jugum*, a yoke]. 1. Having ridges. 2. Coupled together; yoked.

juglandin (*joo-glan'-din*) [*juglans*, a walnut]. A precipitate from a tincture of the root-bark of butternut, *Juglans cinerea*.

juglans (*joo'-glanz*) [L., "walnut"]. Butternut. The bark of the root of *J. cinerea*, of the natural order *Juglandaceæ*. It is a mild cathartic, and has also been used in intermittent and remittent fever.

jugomaxillary (*joo-go-maks'-il-a-re*) [*jugum; maxilla*, the jaw]. Relating to the jugular vein and the maxilla. **j. muscle,** the masseter.

jugular (*joo'-gū-lar*) [*jugulum*, the throat]. Pertaining to the throat. **j. foramen.** See *foramen, jugular*. **j. fossa,** a notch in the posterior border of the petrous portion of the temporal bone, which, with a similar notch in the occipital bone, forms the foramen lacerum posterius. **j. ganglion,** the superior ganglion of the glossopharyngeal nerve. **j. notch,** the depression on the upper surface of the manubrium, between the two clavicles. **j. process,** a rough process external to the condyle of the occipital bone. **j. veins,** the *internal jugular vein* collects the blood from the brain, part of the face and neck, and unites with the subclavian vein to form the vena innominata; the *external jugular vein* carries the blood from the exterior of the cranium and parts of the face and empties into the subclavian vein.

jugulate (*jug'-ū-lāt*) [*jugulum*]. To check or stop any process promptly.

jugulation (*jug-ū-la'-shun*) [*jugulatio*, a killing]. The swift arrest of disease by therapeutic means; also the arrest of an epidemic by prompt and effective measures.

jugulocephalic (*jug-ū-lo-sef-al'-ik*) [*jugulum*, the throat; κεφαλή, head]. Pertaining to the throat and head.

jugulum (*jug'-ū-lum*) [L.: *pl., jugula*]. The collar-bone; also the throat.

jugum (*joo'-gum*) [L. *pl., juga*]. 1. A yoke. 2. A ridge. **j. penis,** a compressor of the penis. **j. petrosum,** an arched elevation on the anterior surface of the petrous portion of the temporal bone over the superior semicircular canal.

juice (*joos*) [*jus*, broth]. 1. The liquid contained in vegetable or animal tissues. 2. Any of the secretions of the body, as the *intestinal* or *pancreatic juice*. **j.-canals,** spaces within the connective tissue forming the origin of the lymphatic vessels. **j., cancer,** a milky juice which exudes from cancerous tissue when cut. **j., gastric, j., intestinal, j., pancreatic.** See *gastric*, etc.

jujube (*joo'-joob*) [L., *jujuba*]. The fruit of the jujube tree, *Zizyphus jujuba*. **j.-paste,** a paste containing the pulp of jujubes and used in

pulmonary disorders. It is now made of gum-arabic or of gelatin, variously flavored.

julep (*joo'-lep*) [Pers., *jūlāb*, a sweet drink]. A sweetened drink containing aromatic, alcoholic, or medicinal substances.

julin (*joo'-lin*). A substance found in the urine of patients suffering from advanced pulmonary tuberculosis; it is of alkaline reaction, and has the formula $C_{15}H_{23}N_3O_4$.

jumble beads. Jequirity.

jumentous (*joo-men'-tus*) [*jumentum*, a beast of burden]. Like a beast of burden; horse-like: applied to the odor of urine.

jumpers (*jum'-perz*). Persons afflicted with a peculiar neurosis by reason of which they do whatever they are told, and perform sudden leaping or jumping movements. See *lata; palmus*.

jumps. 1. Chorea. 2. Delirium tremens.

junction, myoneural. The place where a motor nerve joins the muscle which it supplies.

junctura (*junk-tū'-rah*) [L. a joining; *pl.*, *junctūræ*]. An articulation; a suture (of bones).

June cold. Hay fever.

Jungbluth's vessels (*yoong'-bloot*) [Hermann *Jungbluth*, German physician]. Nutrient vessels lying immediately beneath the amnion and disappearing usually at an early period of embryonic life.

jungle fever. A severe remittent fever of India.

juniper, juniperus (*joo'-nip-er, joo-nip'-er-us*). 1. An evergreen shrub or tree belonging to the genus *Juniperus*. *Juniperus sabina* yields savin (*sabina*, U. S. P.). The tops of *J. virginiana*, red cedar, are used as a substitute for savin. 2. The fruit or berry of *J. communis*, containing a volatile oil and an amorphous substance, *juniperin*. The oil is a stimulant to the genito-urinary mucous membrane and is used in nephritis, pyelitis, and cystitis. **j., fluidextract of** (*fluidextractum juniperi*, N. F.). Dose 60 min. (4 Cc.). **j., oil of** (*oleum juniperi*, U. S. P., B. P.). Dose 1–4 min. (0.065–0.26 Cc.). **j., spirit of** (*spiritus juniperi*, U. S. P., B. P.). Dose 30 min.–1 dr. (2–4 Cc.). **j., spirit of, compound** (*spiritus juniperi compositus*, U. S. P.). Dose 1–4 dr. (4–16 Cc.). **j., tar, oil of.** See *cade, oil of*.

junk. A quilted cushion forming a sling in which to suspend a fractured limb.

junket (*junk'-et*). "Curds and whey," prepared by coagulating milk with rennet.

Junod's boot (*zjoo-no'*) [Victor Théodore *Junod*, French physician, 1809–1881]. A boot-shaped case, usually of stiff leather, made to inclose the leg, so that, the air being exhausted, the blood rushes to the inclosed part. It has been employed to relieve inflammation and congestion of the viscera.

jurisprudence (*joo-ris-proo'-dens*) [*jus*, law; *prudentia*, skill]. The science of the interpretation and application of the law. **j., medical**, the application of medical knowledge to the principles of common law.

jury (*joo'-re*) [*jurare*, to swear]. A body of men legally appointed to determine the guilt or innocence of a prisoner, or to determine the facts in judicial inquiries. **j.-leg**, a wooden leg. **j.-of matrons**, a body of twelve matrons, formerly empaneled in England to determine if a murderess, for whom such plea was made, were pregnant. **j.-mast**, a steel shaft with curved iron rods attached, sometimes employed to support the head in disease of the upper vertebræ; it is mainly used in connection with Sayre's treatment of spondylitis.



SAYRE'S JURY-MAST

jusculum (*jus'-kū-lum*) [L. a decoction]. A soup or broth; gruel or porridge.

justo (*jūs'-to*). Ablative of *justum*, that which is right, or normal. **j. major**, greater than normal, larger in all dimensions than normal; applied to a pelvis. **j. minor**, abnormally small.

Justus' test (*jus'-tus*) [J. *Justus*, Austrian dermatologist]. Transient reduction of hemoglobin following the administration of mercury by inunction or hypodermatic injection in syphilis.

jute (*joot*) [Beng., *jūt*, matted hair]. The bast-fiber of several species of the genus *Corchorus*, grown chiefly in India and Ceylon. Jute is used as an absorbent dressing.

juvantia (*joo-van'-she-ah*) [L., "aiding"]. Adjuvant remedies or medicines.

juxta-articular (*juks-tah-ar-tik'-ū-lar*) [*juxta*, near; *articulus*, a joint]. Near a joint.

juxtaposition (*juks-tah-po-zish'-un*) [*juxta; positio*, position]. Situation adjacent to another; in close relationship the act of placing near: apposition.

juxtapyloric (*juks-tah-pi-lor'-ik*) [*juxta*, near; *pylorus*]. Near the pylorus.

K

K. The chemical symbol for potassium (*kalium*). Abbreviation for Electrostatic capacity.

k., ka. Abbreviations of *kathode* or of *kathodic.*

K/A. Abbrev. for *Keto-antiketogenic ratio, q. v.*

Kader's method of gastrotomy (*kah'-der*) [Bronislaw *Kader*, Polish surgeon]. Consists in the production of a funnel which projects into the stomach by suturing two sections on either side of a tube placed vertically into the stomach. Each pair of sutures increases the amount of peritoneum about the tube and further depresses its point of entrance.

Kaes-Bechterew's layer. See *Bechterew's layer.*

Kaffir pox (*kaf'-ir*). Alastrim.

Kahlbaum's disease (*karl'-bowm*) [Karl Ludwig *Kahlbaum*, German physician, 1828–1899]. See catatonia.

Kahler's disease (*kah'-ler*) [Otto *Kahler*, Austrian physician, 1849–1893]. A constitutional affection characterized by the formation of round-celled neoplasms in the skeleton, paroxysms of pain, a tendency to spontaneous fractures, especially of the ribs, enlargement of the spleen and lymphatic glands, and the presence of Bence Jones' bodies in the urine. **K.'s law,** the ascending branches of the posterior spinal nerve-roots, after entering the cord, pass successively from the root-zone toward the mesial plane.

Kahler-Singer's law. See *Kahler's law.*

Kahn's test [R. L. *Kahn*, American bacteriologist]. For syphilis: A modified Sachs-Georgi test.

kaif (*kif*) [Arab.]. Languor; dreamy enjoyment; sensuous tranquility, such as follows the use of certain drugs (like opium, or hashish).

kainite (*ki'-nīt*) [καινός, new]. A mineral earth containing potassium chloride and magnesium sulphate, used as a fertilizing agent.

kainogenesis (*ki-no-jen'-e-sis*) [καινός, new, fresh; γένεσις, generation]. A renewal or improvement by infusion of fresh material.

kainophobe (*ki'-no-fōb*) [καινός, new; φόβος, fear]. A person that fears anything new.

kairin (*ki'-rin*) [καιρός, the right time], $C_{10}H_{13}NO.HCl.H_2O$. Oxychinolin-ethyl hydrochloride; antipyretic, diaphoretic, emetic, and has been used as a substitute for quinine. Dose 5–15 gr. (0.32–1.0 Gm.). **k., ethyl, kairin a,** $C_9H_{10}(C_2H_4)NO.HCl$, recommended as antipyretic in doses of 8–25 gr. (0.5–16 Gm.).

kairolin (*ki'-ro-lin*) [*kairin*], $C_{10}H_{11}N$. Methylquinolin hydride. An antipyretic resembling kairin, but less efficient.

kakatrophy. See *cacotrophy.*

kaki (*kak'-e*). The fruit of *Diospyros kaki*, Japanese persimmon; used in vomiting of pregnancy and in diarrhea.

kakidrosis (*kak-id-ro'-sis*) [κακός, bad; ἱδρώς, sweat]. Fetid perspiration.

kakké (*kak'-ka*) [Chinese for "leg disease"]. Epidemic and endemic multiple neuritis, or beriberi.

kako- (*kak'-o-*). See *caco-.*

kakodyl (*kak'-o-dil*). See *cacodyl.*

kakosmia (*kak-os'-me-ah*). See *cacosmia.*

kakotrophia (*kak-ot-ro'-fe-ah*). See *cacotrophy.*

kala-azar. An obscure fatal disease, prevalent in Assam, due to the Leishman Donovan body.

kaladana (*kal-ad-a'-nah*) [origin unknown]. An East Indian convolvulaceous plant, *Ipomoea* (*Pharbitis*) *nil.* Its seeds are a safe and good cathartic. Dose of the powdered drug, gr. xxx–xl; of the resin, gr. iv–viij.

kalaf (*kal'-af*). A medicinal fluid obtained from leaves of *Salix capensis.*

kali (*ka'li*) [Ar., *qali*, potash]. Potash.

kaligenous (*kal-ij'-en-us*) [*kali-; generare*, to produce]. Yielding potash.

kaligraph (*kal'-ig-raf*) [καλός, beautiful; γράφειν, to write]. An instrument for the use of those afflicted with writers' cramp. It is essentially a pantograph, so arranged that by making the letters very large at one point, they are reproduced of a natural size at another.

kalimeter (*kal-im'-et-er*). See *alkalimeter.*

kalimetry (*kal-im'-et-re*). See *alkalimetry.*

kalium (*ka'le-um*). Potassium.

kallak (*kal'-ak*). A pustular dermatitis occurring among the Eskimos.

kallikrein (*kal-ik'-re-in*). An endocrine principle derived from the pancreas. A blood-pressure depressant.

kalmerid (*kal'-mer-id*). Trade name of a preparation containing potassium mercuric iodide, used as a disinfectant.

kalmopyrin (*kal-mo-pi'-rin*). Trade name of a preparation of acetosalicylate of calcium.

Kalmuk type (*kal'-muk*) [*Kalmuk*, a Mongolian people]. Mongolian idiocy.

kamala, kamela (*kam-a'-lah, -e'-lah*) [Hind., *kamila*]. Rottlera. The glands and hairs from the capsules of *Mallotus philippinensis* (*Rot 'era tinctoria*), native to southern Asia and Abyssinia. It is purgative and anthelmintic, and is used for the expulsion of lumbricoid worms and tape-worms.

kamalin, kamilin. See *rottlerin.*

kambi (*kam'-be*) [E. Ind.]. An aromatic gum, like elemi, from *Gardenia lucida*, a plant of India.

kamptodactyly. See *camptodactyly.*

Kandahar sore (*kan'-da-har*). See *furunculus orientalis.*

kangaroo. A marsupial mammal of Australia and the neighboring islands. **k. tendon,** a tendon derived from the tail of the kangaroo and used for surgical ligatures.

kangri-burn (*kang'-gre*). A squamous epithelioma frequent on the skin of the abdomen and thighs of the natives of Kashmir and attributed to the irritation caused by charcoal heaters worn beneath the clothing in cold weather.

kaolin, kaolinum (*ka'-o-lin ka-o-li'-num*) [Chin., *kaoling*, "high ridge"]. Aluminum silicate. The *kaolinum* of the U. S. P. is obtained from the decomposition of feldspar. It is sometimes used as a protective in eczema and as a coating for pills. Syn., *China-clay; white clay.*

kaolinosis (*ka-ol-in-o'-sis*). A pneumoconiosis occurring in workers in kaolin.

Kaplan's test (*kap'-lan*) [David M. *Kaplan*, American physician]. *For albumin in cerebrospinal*

fluid: 0.5 Cc. of cerebrospinal fluid is boiled in a test tube, then 2 drops of a 5% solution of butyric acid are added, the fluid is then boiled again, and 5 Cc. of supersaturated solution of ammonium sulphate are underfloated; a cheesy ring in not more than 20 minutes denotes albumin.

Kaposi's disease (*kah'-po-se*) [Moritz Kohn *Kaposi*, Austrian dermatologist, 1837–1902]. See *xeroderma pigmentosum.*

kapsanthinose. See *capsanthinose.*

Karell cure (*kar-el'*) [Philip *Karell*, Russian physician, –1886]. *In heart disease:* Rest in bed, and a diet of eggs and milk; 1½ or 2 pints a day; the treatment is continued for one week. A similar diet is used in cases of nephritis and high blood-pressure.

karnosin (*kar-no'-sin*). See *carnosin.*

karo (*kar'-o*). A glucose or corn syrup.

karyaster (*kar-e-as'-ter*) [*karyon;* ἀστήρ, a star]. The radiate arrangement of the chromosome during karyokinesis. Syn., *aster.*

karyenchyma (*kar-e-en'-ke-mah*) [*karyon;* ἐν, in; χεῖν, to pour]. The clear ground-substance occupying the meshes of the nuclear reticulum. Syn., *karyolymph; nuclear sap.*

karyo- (*kar-e-o-*) [*karyon*]. A prefix signifying relating to the karyon or cell-nucleus.

karyochromatophil (*kar-e-o-kro-mat'-o-fil*) [*karyo-;* χρῶμα, color; φιλεῖν, to love]. 1. Having a stainable nucleus. 2. A stainable nucleus.

karyochrome (*kar'-e-o-krōm*) [*karyo-;* χρῶμα, color]. A nerve-cell the nucleus of which stains best.

karyoclasis (*kar-e-ok'-las-is*). See *karyorrhexis.*

karyogamic (*kar-e-o-gam'-ik*) [*karyo-;* γάμος, marriage] Pertaining to the blending of nuclei, as in reproduction.

karyogamy (*kar-e-og'-am-e*) [*karyo-;* γάμος, marriage]. A conjugation of cells characterized by a fusion of the nuclei. Cf. *plastogamy.*

karyokinesis (*kar-e-o-kin-e'-sis*) [*karyo-;* κίνησις, movement; change]. Indirect cell-division, the common mode of reproduction of cells. It depends upon complicated changes in the mitome of the cell-nucleus that may be divided into the following steps: 1. The nucleus becomes larger; the mitome filaments thicken and form a close skein, or *spirem.* 2 The fibrils become less convoluted and more widely separated, forming the loose skein; at the same time the nuclear spindles, two cone-shaped striated bodies, appear in the achromatin. 3. The mitome fibrils split longitudinally 4. The segments migrate toward the poles of the new nuclei, constituting daughter-wreaths, or *asters.* 5. Transformation of asters into fully developed nuclei. 6. Division of the cell-protoplasm.

karyokinetic (*kar-e-o-kin-et'-ik*) [see *karyokinesis*]. Pertaining to karyokinesis, as *karyokinetic* figures, the forms assumed by the mitome in karyokinesis.

karyoklasis (*kar-e-ok'-las-is*) [*karyo-;* κλάσις, a breaking]. See *karyorrhexis.*

karyolymph (*kar'-e-o-limf*). See *karyenchyma.*

karyolysis (*kar-e-ol'-is-is*) [*karyo-;* λύειν, to loose]. The segmentation of the nucleus of the cell.

karyolytic (*kar-e-o-lit'-ik*) [*karyo-;* λύειν, to loose]. Relating to karyolysis.

karyomicrosoma (*kar-e-o-mik-ro-so'-mah*). See *nucleo-microsomata,* under *nucleoplasm.*

karyomite (*kar'-e-o-mīt*). See *chromosome.*

karyomitoic (*kar-e-o-mit-o'-ik*) [*karyo-;* μίτος, a thread]. Relating to karyomitosis

karyomitoma (*kar-e-o-mit-o'-mah*). See *cell-body.*

karyomitome (*kar-e-om'-it-ōm*) [*karyo-;* μίτος, thread]. The mitome threads of the nucleus.

karyomitosis (*kar-e-o-mit-o'-sis*) [see *karyomitome*]. Karyokinesis.



NUCLEAR AND CELL DIVISION. SEMI DIAGRAMMATIC. (*Stevens.*)

a. Resting cell ready to begin division; *b*, the nuclear reticulum is assuming the form of a thickened thread, and the cytoplasm at opposite poles is becoming thread-like to form the spindle fibers; *c*, the nuclear thread has divided longitudinally through the middle, and the spindle fibers have become more definite; *d*, the nuclear membrane and the nucleolus have disappeared, and the nuclear thread has become segmented into chromosomes which are assembling at the equator of the cell. All of the phases of division thus far are called *prophases.* *e*, the *metaphase*, where the longitudinal halves of the chromosomes are being drawn apart preparatory to their journey toward the opposite poles, *f*, the *anaphase*, or movement of the chromosomes toward the poles, is about completed, connecting fibers extend from pole to pole; *g*, *telophase* where the chromosomes have begun to spin out in the form of a nuclear reticulum. The connecting fibers have begun to thicken in the equatorial plane; *h*, the connecting fibers have spread out and come into contact with the wall of the mother cell in the equatorial plane, and the thickening of the fibers throughout this plane has made a complete cell plate within which the dividing wall will be produced, *i*, a nuclear membrane has been formed about each daughter nucleus, and the dividing cell-wall is completed The two daughter cells are now ready to grow to the size of the parent cell in *a*, when the daughter nuclei will appear as does the nucleus there. All highly magnified.

karyomitotic (*kar-e-o-mit-ot'-ik*) [see *karyomitome*]. Relating to karyomitosis.

karyon (*kar'-e-on*) [κάρυον, nucleus]. The cell nucleus.

karyophage (*kar'-e-of-āj*). See *karyophagus.*

karyophagus (*kar-e-of'-ag-us*) [*karyo-;* φαγεῖν, to eat; pl., *karyophagi*]. A cytozoon which destroys the nucleus of the infected cell.

karyoplasm (*kar'-e-o-plazm*) [*karyo-;* πλάσσειν, to form]. 1. The nuclear substance of a cell. 2. The more fluid material in the meshes of the chromoplasm.

karyorrhexis (*kar-e-or-ek'-sis*) [*karyo-;* ῥῆξις, rupture]. Fragmentation or splitting up of a

nucleus into a number of chromatin particles which become scattered in the cytoplasm; it occurs in the cells of the disappearing follicles of the ovary.

karyosom[e, karyosoma (*kar-e-o-sōm, kar-e-o-so'-mah*) *karyo-; σῶμα*, a body; *pl., karyosomata*]. A nuclear microsoma; a round body resembling a nucleolus, contained in the segmentation-nucleus of the ovum.

karyostasis (*kar-e-os'-ta-sis*) [*karyo-; στάσις*, a stoppage]. The resting-stage of nuclei of cells. It is opposed to karyokinesis.

karyostatic (*kar-e-o-stat'-ik*). Pertaining to karyostasis.

karyostenosis (*kar-e-o-ste-no'-sis*) [*karyo-; στενός*, narrow]. The simple division of the nucleus of a cell. This process is called also *akinetic*, or *direct division*.

karyota (*kar-e-o'-tah*) [*karyon*]. Nucleated cells.

karyotheca (*kar-e-o-the'-ka*) [*karyo-; θήκη*, case]. Nuclear membrane.

kasagra (*kas-ag'-rah*). A proprietary preparation of cascara sagrada.

kasena (*kas'-e-nah*). An aromatic preparation of cascara and senna Dose 1–2 dr. (4–8 Cc.).

kasyl (*kas'-il*). A germicide said to consist of creosol and green soap.

kata- (*kat-ah-*). A prefix denoting down or intensive. For words thus beginning see *cata-*.

kata thermometer. See *thermometer, kata.*

katayama disease (*kah-tah-yah'-mah*) [*Katayama*, a town in Japan]. A disease caused by the *Schistosoma japonicum;* characterized by pain and swelling in liver and spleen, dropsy, diarrhea, and anemia.

katelectrotonus (*kat-el-ek-trot'-o-nus*). See *catelectrotonus.*

katex (*kat'-eks*). An abbreviation of *kathode excitation.*

katharol (*kath'-ar-ol*). A solution of hydrogen peroxide.

katharophore (*kath-ar'-o-fōr*) [*καθαρός*, clean; *φέρειν*, to carry]. An instrument for cleansing the urethra.

kathetometer (*kath-et-om'-et-er*) [*κάθετος*, a plumb-line; *μέτρον*, measure]. 1. An instrument for ascertaining the level of fluids. 2. An apparatus for use in craniometry.

kathion (*kath'-e-on*). See *cation.*

kathisophobia (*kath-is-o-fo'-be-ah*) [*καθίσις*, a sitting; *φόβος*, fear]. Inability to sit still.

kathodal (*kath-o'-dal*). See *cathodal.*

kathode (*kath'-ōd*) [*kata-; ὁδός*, way]. See *cathode.*

kathodic (*kath-od'-ik*). See *cathodal.*

kation (*kat'-e-on*). See *cation.*

katochus (*kat-o'-kus*) [*κάτοχος*, catalepsy]. An unconscious condition, resembling sleep with open eyes, observed in intermittent fever, etc.

katolysis (*kat-ol'-is-is*) [*κάτω*, below; *λύσις*, dissolution]. Partial reducing of complex bodies into simpler ones.

Kauffmann's test (*kowf'-man*). *For circulation:* The patient takes four drinks of water, 150 cc. each time, at intervals of one hour. The patient reclines, and the foot of the bed is raised about 10 inches. Diuresis following in two hours or less, shows that the circulation is impaired.

kava, kava-kava (*kah'-vah*) [Hawaiian]. 1. An intoxicating beverage prepared in the Sandwich Islands from the root of *Piper methysticum.* 2. The root of *Piper methysticum,* containing a resin, *kavin,* and an alkaloid, *kavaine.* The resin is a motor depressant, locally at first an irritant, later an anesthetic; it is also a cardiac stimulant. Kava-root has been used in gonorrhea, leukorrhea, and incontinence of urine. Dose of *fluidextract* 15 min.–1 dr. (1–4 Cc.).

kavaine (*kah'-va-ēn*) [Hawaiian, *kava*]. An alkaloid obtained from the roots of kava-kava; also called methysticine.

kavatel oil (*kah'-vah-tel*). An oil derived from the seeds of *Hydrocarpus Wightiana,* used in place of chaulmoogra oil.

kawaine (*kah'-wa-ēn*). See *kavaine.*

Kayser's disease (*ki'-zer*). A disease in which there is pigmentation of the body, greenish color of the eyes, enlarged liver and spleen, and an intention tremor.

KBr. Potassium bromide.

KCl. Potassium chloride.

KClO. Potassium hypochlorite.

$KClO_3$. Potassium chlorate.

K_2CO_3. Potassium carbonate.

KCN. Potassium cyanide.

Keating-Hart's method (*ke'-ting-hart'*) [Walter Valentine de *Keating-Hart,* French physician]. The treatment of external cancer by fulguration.

kédani disease (*ked-an'-e*). A disease common in Japan, due to inoculation with *Proteus hauseri* by the bite of a mite called kédani; also called Japanese river fever. The symptoms resemble those of abdominal typhus.

Keeley cure (*ke'-le*) [Leslie E. *Keeley,* American physician, 1832–1900]. A secret method of treating drunkenness. Gold was said to be administered (by the physician).

Keen's sign [William Williams *Keen,* American surgeon, 1837–]. Increased diameter through the leg at the malleoli in Pott's fracture.

keeper (*ke'-per*). The armature of a horse-shoe magnet.

kefir, kefyr (*kef'-ir*). See *kephir.*

Kehr's operation (*kār*) [Hans *Kehr,* German surgeon, 1862–]. See under *operations.*

K.'s sign, severe pain in the left shoulder when the spleen is ruptured.

keirospasm (*ki'-ro-spazm*) [*κείρειν*, to cut the hair]. Shaving cramp.

Keisselbach's spot (*ki'-sel-bakh*). A point in the nasal septum, about ½ inch from the nostril; a favorite site for bleeding from the nose.

keistein, keistin. See *kyestein.*

Keith's bundle (*kēth*) [Arthur *Keith,* English anatomist, 1861–]. Sinoatrial or sinoauricular bundle. **K.'s node,** sinoatrial or sinoauricular node.

kelectome (*ke'-lek-tōm*) [*κήλη*, a tumor; *ἐκ*, out; *τέμνειν*, to cut]. A cutting instrument introduced into a tumor, by means of a canula, in order to obtain a part of the substance for examination.

kelene (*kel'-ēn*). Trade name of ethyl chloride.

kelis (*ke'-lis*) [*κηλίς*, spot; *pl., kelides*]. 1. The same as morphea or scleroderma. 2. See *keloid.*

Keller's tuberculin test plate (*kel'-er*). A piece of adhesive plaster in the middle of which is a small circle of an ointment-like material supposed to contain tuberculin. Its action is much like that of the Moro test.

Kelley's sign (*kel'-e*). *Of pleural effusion in children:* a preference for lying upon the back or propped up high in bed and avoidance of bending toward or pressing upon the affected side.

kellin (*kel'-in*). A glucoside from the fruit of *Ammi visnaga.* It is said to affect the respiration and the pulse, and to have a paralyzant effect upon the lower extremities.

Kelling's test for lactic acid (*kel'-ing*) [Georg *Kelling,* German physician]. A weak solution of ferric chloride becomes much deeper in color when lactic acid is added to it.

Kellock's sign. Increased vibration of the ribs on sharp percussion with the right hand, the left being placed flatly and firmly on the lower part of the thoracic wall, just below the nipple. This sign is elicited in pleural effusion.

keloid (*ke'-loid*) [from κηλίς, a scar, or κηλή, a claw; εἶδος, likeness]. A tumor-like fibrous outgrowth, usually occurring at the site of a scar. It is elevated, whitish or pink in color, and sends prolongations into the surrounding tissues resembling the claws of a crab. By many it is not considered a true tumor, but merely a hyperplastic scar. It affects the colored race more frequently than the white. Syn., *Alibert's keloid; cheloid; kelis.* **k. of Addison,** morphea.

keloidosis (*ke-loid-o'-sis*). Presence of keloids or keloid-like growths.

keloplasty (*kel-o-plas'-te*). See *chiloplasty.*

kelos (*ke'-los*). Same as *keloid.*

kelosoma (*kel-o-so'-mah*). See *celosoma.*

kelotomy (*ke-lot'-o-me*). Herniotomy.

kelp [origin obscure]. 1. Burnt sea-weed, from which iodine is obtained. 2. The *Fuscaceæ luminariæ* and other large sea-weeds.

kelpion (*kelp'-e-on*) [*kelp*, sea-weed yielding iodine]. An ointment containing iodine, which is volatilized when the ointment is warmed.

kelvin (*kel'-vin*) [William Thompson, Lord *Kelvin*, British physicist, 1824–1907]. A commercial unit of electricity; one thousand watt-hours.



LORD KELVIN.

Kendall's fever. Yellow fever.

kenencephalocele (*ken-en-sef'-al-o-sēl*). See *cenencephalocele.*

kenesthesia (*ken-es-the'-ze-ah*). See *cenesthesia.*

kenesthesis (*ken-es-the'-sis*). See *cenesthesis.*

Kennedy's sign of pregnancy (*ken'-ed-e*). The umbilical or funic souffle.

kenogenesis (*ken-o-jen'-e-sis*). Vitiated individual development in which the phylogenetic development is not truly epitomized.

kenophobia (*ken-o-fo'-be-ah*) [κενός, empty; φόβος, fear]. A fear of large empty spaces.

kenosis (*ken-o'-sis*) [κένωσις, a draining]. 1. An evacuation. 2. Inanition.

kenotic (*ken-ot'-ik*) [*kenosis*]. 1. Drastic, purgative. 2. A drastic drug or agent.

kenotoxin (*ken'-e-toks-in*) A poisonous substance developed in the tissues during their activity and responsible for their fatigue.

Kentmann's test for formaldehyde. Morphine hydrochloride 0.1 Gm. is dissolved in 1 Cc. of sulphuric acid in a test-tube, and an equal volume of the solution to be examined is added without mixing; in the presence of formaldehyde the aqueous solution will be clear red violet in color after a lapse of a few minutes. The reaction is sensitive to 1:6000 to 1:5000.

kentrokinesis (*ken-tro-kin-e'-sis*) [κέντρον, center, spur; κίνησις, motion]. The influence of any motor nerve-center; excito-motor action.

kepad (*ke'-pad*). A preparation of chlorinated lime, boric acid and sterilized kieselguhr; used as an antiseptic dressing.

kephaldol (*kef-al'-dol*). Trade name of a preparation said to be a compound of citric and salicylic acids with phenetidin, to which some quinine is added; it is an antipyretic.

kephalin (*kef'-al-in*). See *cephalin.*

kephalometer (*kef-al-om'-et-er*) [See *cephalometer.*

kephir, kephyr (*kef'-ir*) [Caucasian]. A nutritious substance obtained by a peculiar fermentation of cow's milk produced by certain fungi. **k., arsenical,** a combination of kephir and Fowler's solution. **k., iodo-,** a combination of kephir and sodium iodide. **k.-seed,** a substance containing the ferment (*Bacillus caucasicus*) of kephir. It is used in preparing the genuine kephir.

keracele (*ker'-as-ēl*) [κέρας, horn; κήλη, tumor]. A horny tumor on the hoof of horses.

Kerandel's symptom (*ker-an-del'*) [Jean François *Kerandel*, French physician, 1873–]. Hypersensitiveness to pressure, noticed in cases of sleeping-sickness.

keraphyllocele (*ker-af-il'-o-sēl*) [κέρας, horn; φύλλον, leaf; κήλη, tumor]. A horny growth between the covering of the horse's hoof and the deeper tissues.

keraphyllous (*ker-af'-il-us*) [κέρας, horn; φύλλον, leaf]. Composed of horny layers.

kerasene, kerasin (*ker'-as-ēn, ker'-as-in*) [κέρας, horn], $C_{46}H_{91}NO$. A nitrogenous substance; one of the cerebrins obtained from brain-substance.

kerat-, kerato- (*ker-at-, ker-at-o-*) [κέρας, horn; cornea]. Prefixes denoting relation to the cornea or to horn.

keratalgia (*ker-at-al'-je-ah*) [*kerat-*; ἄλγος, pain]. Pain in the cornea.

keratectasia (*ker-at-ek-ta'-se-ah*) [*kerat-*; ἔκτασις, extension]. A building forward of the cornea.

keratectomy (*ker-at-ek'-to-me*) [κέρας, horn, cornea; ἐκτομή, a cutting out]. Surgical excision of a part of the cornea.

keratiasis (*ker-at-i'-as-is*) [κέρας, horn]. A morbid condition characterized by the growth of horny excrescences.

keratic (*ker-at'-ik*) [κέρας, horn]. Horny.

keratin (*ker'-at-in*) [κέρας, horn]. The basis of horny tissues, hair, nails, feathers, etc. It is a mixture of various complex substances and contains sulphur. Decomposed, it yields leucin and tyrosin. It is used in pharmacy to coat pills.

keratinization (*ker-at-in-iz-a'-shun*) [κέρας, horn]. 1. The development of a horny quality in a tissue. 2. The coating of pills with keratin.

keratinoid (*ker'-at-in-oid*). Trade name of a keratin coated pill.

keratinous (*ker-at'-in-us*). 1. Relating to keratin. 2. Horny

keratitis (*ker-at-i'-tis*) [*kerat-*; ιτις, inflammation]. Inflammation of the cornea. **k. arborescens, k., dendritic, k., furrow, k., mycotic,** a superficial form attributed to a specific organism and characterized by a line of infiltration of the corneal tissue near the surface and developing later into an arborescent formation. **k. bullosa,** the formation of large or small blebs upon the cornea of the eye, the seat of iridocyclitis, interstitial keratitis, or glaucoma. **k., fascicular.** See *k., phlyctenular.* **k., interstitial,** a form of keratitis in which the entire cornea is invested with a diffuse haziness, almost completely hiding the iris. The surface of the cornea presents a ground-glass appearance. Later, from ciliary injection, blood-vessels form in the superficial layers of the cornea, and produce a dull-red color—the "salmon patch" of Hutchinson. The entire cornea may become cherry-red. The disease is not frequent between the ages of 5 and 15, and occurs in syphilitic individuals. **k. neuroparalytica,** keratitis following lesion of the trifacial nerve. Its cause is loss of trophic influence, aided by mechanical irritation and drying of the cornea. **k., oyster-shuckers',** a form due to corneal traumatism from pieces of embedded oyster-shell. **k., phlyctenular,** a variety characterized by the formation of small papules or pustules, often associated with similar lesions upon the conjunctiva. It is marked by severe local congestion lacrimation, and intense photophobia. **k. punctata,** a secondary affection of the cornea in association with affections of the iris, choroid, and vitreous. It is characterized by the formation of opaque dots, generally arranged in a triangular manner upon the posterior elastic lamina of the cornea. It is sometimes designated as descemetitis. **k. purulenta,** that accompanied by the formation of pus. **k. reapers',** that due to the irritation from grain-awns. **k., sclerosing,** an interstitial form associated with scleritis **k., trachomatous.** See *pannus.* **k., traumatic,** that consequent upon wounds or other injury of the cornea.

keratoangioma (*ker-at-o-an-je-o'-mah*). See *angio-keratoma.*

keratocele (*ker'-at-o-sēl*) [*kerato-*; κήλη, hernia]. A hernia of Descemet's membrane through the cornea.

keratocentesis (*ker-at-o-sen-te'-sis*) [*kerato-*; κέντησις, a pricking]. Corneal puncture.

keratochromatosis (*ker-at-o-kro-mat-o'-sis*) [*kerato-*; χρῶμα, color]. Discoloration of the cornea.

keratoconjunctivitis (*ker-at-o-kon-junk-tiv-i'-tis*). Simultaneous inflammation of the cornea and the conjunctiva.

keratoconometer (*ker-at-o-ko-nom'-et-er*) [*kerato-*; κῶνος, cone; μέτρον, measure]. An instrument for estimating astigmatism by the images reflected from the cornea.

keratoconus (*ker-at-o-ko'-nus*) [*kerato-*; κῶνος, cone]. A conic protrusion of the cornea.

keratocricoid (*ker-at-o-kri'-koid*) [*kerato-*; κρίκος, ring; εἶδος, like]. The cricothyroid muscle.

keratoderma (*ker-at-o-der'-mah*) [*kerato-*; δέρμα, skin]. 1. The cornea. 2. A horny condition of the skin.

keratodermatitis (*ker-at-o-der-mat-i'-tis*) [*kerato-*; δέρμα, skin; ιτις, inflammation]. Inflammation of the keratoderma; keratitis.

keratodermatocele (*ker-at-o-der-mat'-o-sēl*) [*kerato-*; δέρμα, skin; κήλη, tumor]. See *keratocele.*

keratodermatomalacia (*ker'-at-o-der-mat-o-mal-a'-se-ah*) [*kerato-*; δέρμα, skin; μαλακία, softness]. Softening of the cornea.

keratodermatosis (*ker-at-o-der-mat-o'-sis*) [*kerato-*; δέρμα, skin; νόσος, disease]. A skin-affection characterized by alteration in the horny elements of the skin.

keratodermia (*ker-at-o-der'-me-ah*) [*kerato-*; δέρμα, skin]. See *keratoderma.* **k. erythematosa symmetrica,** tylosis of soles and palms, the horny patches in which show a broken-up surface.

keratodermites (*ker-at-o-der-mi'-tēz*) [*kerato-*; δέρμα, skin; ιτις, inflammation]. A group of inflammatory scaly skin-affections.

keratogenesis (*ker-at-o-jen'-e-sis*) [*kerato-*; γεννᾶν, to produce]. Development of horny growths.

keratogenous (*ker-at-oj'-en-us*) [see *keratogenesis*]. Producing a horny or horn-like substance.

keratoglobus (*ker-at-o-glo'-bus*) [*kerato-*; *globus*, a ball]. A globular protrusion of the cornea.

keratoglossus (*ker-at-o-glos'-us*). See under *muscle.*

keratohelcosis (*ker-at-o-hel-ko'-sis*) [*kerato-*; ἕλκωσις, ulceration]. Ulceration of the cornea.

keratohyal (*ker-at-o-hi'-al*) [*kerato-*; *hyoid*]. Relating to a cornu of the hyoid bone.

keratohyalin (*ker-at-o-hi'-al-in*) [*kerato-*; ὕαλος, glass]. A peculiar substance occurring in granules in the deeper layers of the skin.

keratohyaline (*ker-at-o-hi'-al-ēn*). Both horny and hyaline in structure.

keratoid (*ker'-at-oid*) [*kerato-*; εἶδος, like]. Horn-like.

keratoiridoscope (*ker-at-o-i-rid'-is-kōp*) [*kerato-*; *iris*; σκόπειν, to examine]. An apparatus for examining the cornea and iris.

keratoiritis (*ker-at-o-i-ri'-tis*) [*kerato-*; *iritis*]. Combined inflammation of the cornea and the iris.

keratoleptynsis (*ker-at-o-lep-tin'-sis*) [*kerato-*; λεπτυνεῖν, to make thin]. Removal of the anterior thickness of the cornea and replacing it by bulbar conjunctiva.

keratoleukoma (*ker-at-o-lū-ko'-mah*) [*kerato-*; λευκός, white: *pl., keratoleukomata*]. A leukoma or whitish opacity of the cornea.

keratolysis (*ker-at-ol'-is-is*) [*kerato-*; λύσις, solution]. A shedding of the skin; a rare condition in which the skin is shed periodically, that of the limbs coming off as a glove or stocking.

keratolytic (*ker-at-o-lit'-ik*) [*kerato-*; λύσις, solution]. Pertaining to keratolysis.

keratoma (*ker-at-o'-mah*) [*kerato-*; ὄμα, tumor]. 1. See *callosity.* 2. Congenital ichthyosis; the presence of horny plates upon the integument.

keratomalacia (*ker-at-o-mal-a'-she-ah*) [*kerato-*; μαλακία, softness]. A softening of the cornea.

keratome (*ker'-at-ōm*) [*kerato-*; τομή, a cutting]. A knife with a trowel-like blade, for incising the cornea in the operation of iridectomy.

keratometer (*ker-at-om'-et-er*) [*kerato-*; μέτρον, a measure]. An instrument for measuring the curves of the cornea.

keratometry (*ker-at-om'-et-re*) [see *keratometer*]. The measurement of curves of the cornea.

keratomycosis (*ker-at-o-mi-ko'-sis*) [*kerato-*; *mycosis*]. A fungoid growth of the cornea.

keratoncus (*ker-at-ong'-kus*) [*kerato-*; ὄγκος, a tumor]. Any horny tumor.

keratonosis (*ker-at-on'-o-sis*). See *keratosis.*

keratonosus (*ker-at-on'-o-sus*). Any disease of the cornea.

keratonyxis (*ker-at-o-niks'-is*) [*kerato-*; νύξις, a pricking]. The needling of a soft cataract by

puncture through the cornea; also, the old operation of couching a cataract with the needle.

keratophagia (*ker-at-of-a'-je-ah*). See *onychomycosis*.

keratoplasia (*ker-at-o-pla'-ze-ah*) [*kerato-*; πλάσσειν, to form]. The reparative renewal of the horny layer of the skin.

keratoplastic (*ker-at-o-plas'-tik*). Pertaining to keratoplasty.

keratoplasty (*ker'-at-o-plas-te*) [*kerato-*; πλάσσειν, to form]. Plastic operation upon the cornea, especially the transplantation of a portion of cornea from the eye of a lower animal to that of man.

keratorrhexis (*ker-at-or-eks'-is*) [*kerato-*; ῥῆξις, rupture]. Rupture of the cornea, due to ulceration or traumatism.

keratoscleritis (*ker-at-o-skle-ri'-tis*) [*kerato-*; σκληρός, hard; ῖτις, inflammation]. Inflammation of the cornea and the sclera.

keratoscope (*ker'-at-o-skōp*) [*kerato-*; σκοπεῖν, to view]. An instrument for examining the cornea and testing the symmetry of its meridians of curvature.

keratoscopy (*ker-at-os'-ko-pe*) [see *keratoscope*]. 1. Examination of the cornea with the keratoscope. 2. Retinoscopy or skiascopy.

keratose (*ker'-at-ōs*) [*kerato-*]. Horny.

keratosic (*ker-at-o'-sik*). Pertaining to keratosis. **k. cones,** horny elevations sometimes found on the hands and feet in cases of gonorrheal rheumatism.

keratosis (*ker-at-o'-sis*) [κέρας, cornea]. Any disease of the skin characterized by an overgrowth of the horny epithelium. **k. follicularis,** a form of acne in which horny, prominent projections occur about the sebaceous follicles; they are firmly adherent and produce a roughness comparable to that of a nutmeg-grater. **k. pilaris,** a chronic affection of the skin marked by hard, conical elevations investing the hair-follicles, and somewhat resembling goose-flesh. **k. senilis,** a cornification of the skin of old people, often limited to certain definite regions, as the face and dorsal surfaces of the hands and feet.

keratotome (*ker'-at-o-tōm*). See *keratome*.

keratotomy (*ker-at-ot'-o-me*) [*kerato-*; τέμνειν, to cut]. Incision of the cornea.

keraunics (*ker-awn'-iks*) [κεραυνός, a thunderbolt]. The branch of physics treating of heat and electricity.

keraunographic (*ker-aw-no-graf'-ik*) [κεραυνός, a thunderbolt; γράφειν, to write]. Pertaining to the pictorial impressions of near objects sometimes seen upon the body of a person who has been struck by lightning.

keraunoneurosis (*ker-aw-no-nū-ro'-sis*) [κεραυνός, a thunderbolt; νεῦρον, nerve; νόσος, disease]. Nervous disease due to lightning-stroke.

keraunophobia (*ker-aw-no-fo'-be-ah*) [κεραυνός, thunderbolt; φόβος, fear]. A morbid fear of lightning.

kerectomy (*ker-ek'-to-me*). See *keratectomy*.

kerion (*ke'-re-on*). See *tinea kerion*.

keritherapy (*ker-e-ther'-ap-e*) [κέρας, wax; *therapy*]. Treatment by means of paraffin baths.

Kerkring's folds (*kerk'-ring*) [Theodor *Kerkring*, Dutch anatomist, 1640–1693]. Same as *K.'s valves*. **K.'s ossicle,** a point of ossification in the occipital bone, immediately behind the foramen magnum. **K.'s valves,** the valvulæ conniventes of the small intestine.

kermes (*ker'-mēz*) [Pers., *qirmiz*, crimson]. A red dyestuff resembling cochineal, made from the bodies of the dried insects, *Coccus ilicis*, found on the kermes-oak. **k.-mineral,** a mixture of antimony trioxide and trisulphide.

Kerner's reaction for creatinin. Add to a solution of creatinin acidified with a mineral acid a solution of phosphotungstic or phosphomolybdic acid; a crystalline precipitate will be formed.

Kernig's sign (*ker'-nig*) [Waldemar *Kernig*, Russian physician, 1840–]. Contracture or flexion of the knee- and hip-joint, at times also of the elbow, when the patient is made to assume the sitting posture; it is noted in meningitis.

KERNIG'S SIGN. PROPER METHOD. FLEXION OF THIGHS ON ABDOMEN FOLLOWED BY ATTEMPTED EXTENSION OF LEG ON THIGH.

KERNIG'S SIGN. IMPROPER METHOD. OMITTING THE ESSENTIAL PRELIMINARY FLEXION OF THIGHS ON ABDOMEN.

kerocaine (*ker'-o-cān*). Trade name of an English non-toxic local anesthetic.

keroid (*ker-oid'*) [κέρας, horn, or cornea; εἶδος, like]. 1. Horny. 2. Like the cornea.

kerosene oil (*ker'-o-sēn*) [κήρος, wax]. A liquid hydrocarbon, or oil extracted from bituminous coal.

kestin (*kes'-tin*). A proprietary antiseptic and deodorant said to contain trinitrophenol, ammonium chloride, orthoboric acid, and formic aldehyde.

ketogenesis (*ke-to-jen'-es-is*) [*ketone*; γένεσις, generation]. The production of ketone bodies, or acetone bodies.

ketogenic-antiketogenic ratio (*ke-to-jen'-ik ante-ke-to-jen'-ik*). The proportion between substances in the body which form glucose and substances which form fatty acids.

ketogenic substances (*ke-to-jèn'-ik*). Substances which when ingested, under normal conditions, produce ketone bodies, or acidosis.

ketol (*ke'-tol*). See *indol*.

ketols (*ke'-tolz*). In chemistry, ketone-alcohols, containing both the ketone and alcohol groups.

ketolytic (*ke-to-lit'-ik*) [*ketone*; λύσις, dissolution]. Causing the dissolution of acetone bodies.

ketone (*ke'-tōn*) [an arbitrary variation of *acetone*]. An organic compound derived by oxidation from a secondary alcohol; it contains the characterizing group = C = O.

ketonemia (*ke-to-ne'-me-ah*) [*ketone-*; αἷμα, blood]. Same as *acetonemia*, *q. v.*

ketonuria (*ke-to-nū'-re-ah*) [*ketone*; οὖρον, urine]. The presence of a ketone in the urine.

ketoreductase (*ke-to-re-duk'-tās*). An enzyme occurring in muscle, liver, and kidney which turns diacetic acid into beta-oxybutyric acid.

ketoses (*ke-to'-ses*). In chemistry, a generic name applied to carbohydrates containing the ketone group CO.

ketosis (*ke-to'-sis*). 1. A condition in which acetone bodies are found in the body. 2. The acidosis of diabetes.

key (*ke*). 1. A device for making and breaking an electric circuit. 2. In a system of classification a table containing the principal divisions and their distinguishing characteristics. **k., Du Bois-Reymond's,** an electric switch by means of which the circuit may be either closed or the current short-circuited. **k.-forceps, Elliot's,** two instruments are so called, the one having beaks of forceps and the handle of a key, for the extraction of teeth; the other is designed for the extraction of roots of teeth that present but one side above the alveolus. They are now but little used. **k. of Garengeot,** an instrument for the extraction of teeth, composed of a shank with a movable clasp and a cross-bar. The clasp is applied to the inner surface of the tooth, and the extraction is accomplished by turning the handle. **k., tetanizing.** See *k., DuBois-Reymond's.* **k., tooth.** See *k. of Garengeot.*

Key and Retzius' corpuscles (*ke', ret'-ze-us*) [Ernst Axel Henrik *Key*, Swedish physician, 1832–1901; Magnus Gustav *Retzius*, Swedish histologist, 1842–]. Encapsulated corpuscles found in the bill of some aquatic birds and representing transition forms between Herbst's and Pacini's corpuscles. **K. and R.'s foramina.** See *Luschka's foramina.*

Kg. Abbreviation for *kilogram.*

kharsivan (*kar'-se-van*). Trade name of an English substitute for salvarsan.

$KHCO_3$. Potassium bicarbonate.

$KHSO_4$. Acid potassium sulphate.

KI. Potassium iodide.

kibe (*kib*). A broken, or ulcerated, chilblain.

kibisitome (*ki-bis-si-tōm*) [κίβισις, a pouch; τέμνειν, to cut] A cystitome.

kidney (*kid'-nē*) [ME., *kidnere*]. One of the two large glandular organs situated in the upper and posterior portion of the abdominal cavity, and concerned in the excretion of the urine. It consists of an outer cortical substance and an inner medullary substance. The *medulla* consists of from 8 to 18 pyramids (*pyramids of Malpighi*), the apices of which, the *papillæ*, project into the calyces of the ureter. The pyramids are striated, and in places send narrow projections into the cortex—the *medullary rays*, or *pyramids of Ferrein.* Between the pyramids are extensions from the cortex—*the columns of Bertini.* The *cortex*, by the penetration into it of the medullary rays, is divided into *medullary rays* and the *labyrinth.* The secreting structure of the kidney consists of long tubes, beginning in an expanded extremity—the *capsule of Bowman*—which invests a tuft of blood-vessels, the *glomerulus*, and constitutes, together with this, a *Malpighian body;* extending from this is the *proximal convoluted tubule;* then comes the *spiral tubule*, then the *loop of Henle*, consisting of a descending and an ascending limb; then the *distal convoluted tubule*, which terminates in the *collecting tubule.* The blood-vessels of the kidney divide into two sets of branches, one supplying the cortex, the other the medulla. The kidney weighs about 150 Gm. **k., amyloid,** a kidney the seat of amyloid degeneration. **k., confluent,** a single kidney formed by fusion of twin kidneys or other congenital malformation. **k., fatty,** one the seat of extensive fatty degeneration. **k., floating.** See *floating kidney.* **k., gouty, k., granular,** the small kidney resulting from chronic interstitial nephritis. **k., horseshoe-.** See *horseshoe-kidney.* **k., large white,** that of the advanced stage of chronic parenchymatous nephritis. **k., massage,** a state of uremia and renal incompetence due to improper massage of kidney. **k., movable,** floating kidney. **k., pigback,** the large congested kidney in alcoholic subjects. **k. of pregnancy,** an anemic one with fatty infiltration of the epithelial cells, but without any inflammation. **k., red contracted.** See *k., gouty.* **k., sacculated,** one due to hydronephrosis and absorption of chief part of the kidney, leaving the irregularly expanded capsule. **k., sigmoid,** is fused and shaped like the horse-shoe kidney, but the upper pole of one kidney is joined to the lower pole of the other. **k., small white,** final stage of the large white kidney after loss of its substance from atrophy or degeneration. **k., surgical,** pyelonephritis. **k., wandering.** See *floating k.* **k., waxy.** See *k., amyloid.*

Kienböch's disease (*kēn-bok*). Sclerosing osteitis of the semilunar bone of the carpus.

Kienboeck's unit (*kēn'-bek*) [Robert *Kienboeck*, Austrian radiologist, 1871–]. A unit of x-ray measurement equivalent to $\frac{1}{10}$ erythema dose.

Kiernan's spaces (*kēr'-nan*) [Francis *Kiernan*, English physician, 1800–1874]. The interlobular spaces of the liver.

kieselguhr (*ke'-zel-goor*) [Ger.]. A powdered infusorial earth; used in tooth pastes.

Kiesselbach's place (*ke'-sel-bahk*) [Wilhelm *Kiesselbach*, German laryngologist, 1839–1902]. The thin point of the nasal septum, liable to perforation; it is the site of frequent epistaxis.

Kiesselbachii, locus. See *Kiesselbach's place.*

Kilian's line (*kil'-e-an*) [Hermann Friedrich *Kilian*, German obstetrician, 1800–1863]. The line of the promontory of the sacrum. **K.'s pelvis,** the osteomalacic (halisteretic) pelvis.

Killian's operation (*kil'-e-an*) [Gustav *Killian*, German laryngologist, 1860–1921] See under *operations.*

kilo (*kil'-o*). A contraction of *kilogram.*

kilocalory (*kil-o-kal'-or-e*) See *calory, great.*

kilogram (*kil'-o-gram*) [χίλιοι, a thousand; *gram*]. One thousand grams, or 2 2 pounds avoirdupois.

kilogrammeter (*kil-o-gram-ēt'-er*) [χίλιοι, one thousand; *gram;* μέτρον, a measure] A term denoting the energy to raise one kilogram one meter, equivalent to 7.233 foot-pounds.

kilojoule (*kil'-o-jool*) [*kilo-; joule*]. A unit of heat, equivalent to 239.1 gram-calories.

kiloliter (*kil'-o-le-ter*) [*kilo; liter*]. One thousand liters, or 35 31 cubic feet.

kilometer (*kil'-o-me-ter*) [*kilo; meter*]. One thousand meters, or 1093.6 yards.

kilonem (*kil'-o-nem*) [*kilo;* νέμειν, to feed on]. A unit of nutrition; equivalent to 667 calories, supplied by a liter of milk.

kilostere (*kil'-o-stēr*) [*kilo;* στερεός, solid]. One thousand cubic meters.

kilowatt (*kil'-o-wot*) [χίλιοι, thousand; *watt*]. One thousand watts of electricity; a *kelvin.*

kilurane (*kil'-ū-rān*) [χίλιοι, a thousand; *urane*]. A thousand uranes; a unit of radioactivity.

kinæsthesia (*kin-es-the'-ze-ah*). See *kinesthesia.*

kinase (*kin'-ās*) [κίνησις motion]. See *activator.*

kinazyme (*ki'-naz-īm*). Trade preparation of liver, and tryptic enzyme of pancreas. Said to aid digestion and nutrition, and induce leukocytosis.

kinectine (*ki-nek'-tēn*). A compound of hectine with quinine, used in hay fever, influenza, etc.

kinemadiagraphy (*kin-e-ma-di-ag'-raf-e*) [κινεῖν, to move; διά, through; γράφειν, to record]. X-ray moving picture of internal organs.

kinematics (*kin-em-at'-iks*) [κινεῖν, to move]. The science of motion.

kinematograph (*kin-e-mat'-o-graf*) [κίνησις, movement; γράφειν, to write]. An apparatus used to make a continuous record of a body in movement.

kineplasty. A plastic amputation with the object of making a stump useful for locomotion.

kinepock (*kin'-pok*). Synonym of *vaccinia, q. v.*

kinesalgia (*kin-es-al'-je-ah*) [*kinesis;* ἄλγος, pain]. Local pain following muscular contraction.

kinescope (*kin'-es-kōp*) [κινεῖν, to move; σκοπεῖν, to view]. A device to regulate with accuracy the width of an aperture through which rays of light are allowed to pass in measuring ametropia.

kinescopy (*kin-es'-ko-pe*). A form of retinoscopy requiring cooperation on the part of the patient; subjective retinoscopy.

kinesia (*kin-e'-se-ah*) [κίνησις, motion]. Any disturbance caused by movement, such as car sickness.

kinesialgia (*kin-e-si-al'-je-ah*) [κίνησις, movement; ἄλγος, pain]. Cf. *kinesalgia.*

kinesiatric (*kin-es-e-at'-rik*) [κίνησις, movement; ἰατρικός, therapeutic]. Relating to kinesitherapy, or Swedish movements.

kinesiatrics (*kin-es-e-at'-riks*). Same as *kinesitherapy,* or Swedish movements.

kinesic (*kin-es'-ik*). See *kinetic.*

kinesiesthesiometer (*kin-es-e-es-the-se-om'-et-er*) [*kinesis;* αἴσθησις, perception; μέτρον, a measure]. An instrument for testing the muscular sense. It consists of wooden balls of the same size but of different weights.

kinesimeter (*kin-es-im'-et-ur*). See *kinesiometer.*

kinesiodic (*kĭs-ne-se-od'-ik*) [*kinesis;* ὁδός, way]. Pertaining to the path of the motor nerve fibers.

kinesiology (*kĭn-es-e-ol'-o-je*) [*kinesis;* λόγος, science]. The science of movements, considered especially as therapeutic or hygienic agencies.

kinesiometer (*kin-es-e-om'-et-er*) [*kinesis;* μέτρον, a measure]. An instrument for determining quantitatively the motion of a part.

kinesiometric (*kĭ-nes-e-o-met'-rik*) [κίνησις, movement; μέτρον, measure]. Relating to the measurement of motion.

kinesioneurosis (*kin-es-e-o-nū-ro'-sis*) [*kinesis; neurosis*]. A functional nervous disease associated with disorders of motion. **k., external,** that affecting the external muscles. **k., internal, k., visceral,** that affecting the muscles of the viscera.

kinesionosos (*kin-es-e-on'-o-sos*) [κίνησις, movement; νόσος, disease]. Any disease marked by impairment of the power of motion.

kinesiotherapy (*kin-es-e-o-ther'-ap-e*). See *kinetotherapy.*

kinesipathic (*kin-es-ip-ath'-ik*) [κίνησις, motion; πάθος, disease]. Pertaining to kinesipathy.

kinesipathist (*kin-es-ip'-ath-ist*) [κίνησις, motion; πάθος, disease]. One who practises the gymnastic treatment of disease.

kinesipathy (*kin-es-ip'-ath-e*) [*kinesis;* πάθος, disease]. Kinetotherapy.

kinesis (*kin-e'-sis*) [κίνησις, motion]. The general term for all physical forms of energy.

kinesitherapy (*kin-es-e-ther'-ap-e*) [κίνησις, motion; θεραπεία, care, cure]. See *Swedish movements.*

kinesodic (*kin-es-od'-ik*) [*kinesis;* ὁδός, way]. Pertaining to the motor pathways.

kinesotherapy (*kin-es-o-ther'-ap-e*). Same as *kinesitherapy.*

kinesthesia, kinesthesis (*kin-es-the'-se-ah, kin-es-the'-sis*) [*kinesis;* αἴσθησις, sensation]. 1. That quality of sensations whereby we become aware of our position in space, our movements, and that gives us our impression of weight and resistance. 2. The impulse that impels one looking from a height to throw himself down.

kinesthetic (*kin-es-thet'-ik*) [κίνησις, movement; αἴσθησις, sensation]. Relating to kinesthesia.

kinetia (*kin-e'-she-ah*) [κίνησις, motion]. A term applied to all forms of motion-sickness. It includes such disorders as sea-sickness and car-sickness.

kinetic (*kin-et'-ik*) [*kinesis*]. Pertaining to motion; producing motion, as *kinetic* energy; a term denoting the energy of motion, etc. **k. drive,** excessive stimulation of the kinetic system. **k. jelly.** See *jelly.* **k. system,** Crile's term for the brain, thyroid, adrenals and muscles.

kinetics (*kĭn-et'-iks*) [κίνησις, movement]. The science of force as developing motion.

kinetocyte (*kin-et'-o-sīt*) [κίνησις, movement; κύτος, a cell]. A wandering cell.

kinetocythemia (*kĭn-e-to-si-the'-me-ah*) [*kinetocyte;* πενία, blood]. Kinetocytosis, *q. v.*

kinetocytopenia (*kĭn-e-to-si-to-pe'-ne-ah*) [*kinetocyte;* πενία, poverty]. Decrease of kinetocytes in the blood.

kinetocytosis (*kin-e-to-si-to'-sis*) [κίνησις, movement; κύτος, cell; *osis*]. Excess of kinetocytes in the blood.

kinetographic (*kĭn-et-o-graf'-ik*) [κίνησις, movement; γράφειν, to write]. Relating to the recording of movements.

kinetoplasm (*kin-et'-o-plazm*). See *hyaloplasm.*

kinetoscope (*kin-et'-o-skōp*) [κίνησις, movement; σκοπεῖν, to view]. An apparatus for producing stereoptic pictures of objects in motion.

kinetosis (*kin-et-o'-sis*). Kinesia.

kinetotherapeutic (*kin-et-o-ther-ap-ū'-tik*) [*kinetotherapy*]. Relating to the therapeutic use of systematic movements and exercises.

kinetotherapy (*kin-et-o-ther'-ap-e*) [*kinesis; therapeia,* therapy]. The treatment of disease by systematic active or passive movements.

king's evil. Scrofula, on account of a belief that it could be cured by the touch of the king. **k.'s yellow.** See *arsenic trisulphide.*

kink (*kink*). 1. The whoop in whooping-cough. 2. Syn. of whooping-cough. 3. A flexion or twist. **k.-cough,** whooping-cough **k.-host,** a syn. of whooping-cough. **k., Lane's.** See *Lane's kink.*

kino (*ki'-no*) [E. Ind.]. 1. The inspissated juice of *Pterocarpus marsupium,* found in India, and similar in action to tannic acid; it is used mainly as a constituent of gargles and diarrhea mixtures. 2. A general term for the astringent inspissated juice furnished by many species of *Eucalyptus.* **k., tincture of** (*tinctura kino,* U. S. P.). Dose 10 min.–2 dr. (0.65–8.0 Cc.).

kinocentrum (*ki-no-sen'-trum*). The centrosome.

kinometer (*kin-om'-et-er*) [κίνησις, movement; μέτρον, measure]. An instrument to measure the amount of displacement of the uterus in case of tumor or cellular inflammation of the pelvis.

kinone (*kin'-ōn*). See *quinone.*

kinoplasm (*kin'-o-plazm*) [κινεῖν, to move; πλάσμα, a thing molded]. Strasburger's term for the protoplasm peculiar to the centrosome; the archoplasm of Boveri.

kinotannic acid (*kĭ-no-tan'-ik*). A variety of tannic acid found in kino.

kinotoxin (*ki-no-toks'-in*). Fatigue toxin, ponogen (1).

kinovin (*kin'-o-vin*). See *quinovin.*

kionitis (*ki-on-i'-tis*). Same as *staphylitis.*

kionorrhaphy (*ki-on-or'-af-e*). *Staphylorrhaphy.*

kiotome (*ki'-o-tōm*) [κίων, the uvula; τομός, cutting]. An instrument for amputating the

uvula, or for dividing strictures of the bladder or rectum.

kiotomy (*ki-ot'-o-me*) [see *kiotome*]. Excision of the uvula.

Kirmisson's method (*kēr-me-song'*) [Edouard *Kirmisson*, French surgeon, 1848–]. Transplanting the tendo Achillis into the peroneus longus muscle after Phelps' operation for talipes varus.

Kissingen salts (*kis'-ing-en*). Effervescing salts from the mineral springs of Kissingen. **K. water,** a laxative tonic mineral water of Kissingen, in Bavaria.

kite-tail plug. A tampon used in controlling uterine hemorrhage. It is made by tying rolls of cotton to a string at intervals, the whole resembling a kite-tail.

Kittel's method (*kit'-el*) [M. J. *Kittell*, German physician]. Treatment of gout by massage of the effected joints.

Kjeldahl's method (*jel'-dahl*) [J. *Kjeldahl*, Danish chemist, 1849–1900]. A method for estimating the amount of nitrogen in an organic compound or mixture.

Kl. Abbreviation for *kilolıter;* also for *klang.*

klang [Ger]. See *timbre.*

Klapp's method [Rudolph *Klapp*, German surgeon, 1873–]. A series of movements used in scoliosis with the object of making the spinal column more flexible.

Klatsch-preparation (*klatsh-prep-ar-a'-shun*) [Ger , *Klatschpraparat*]. A cover-glass preparation made by pressing the cover-glass lightly on a bacterial colony in plate-culture.

Klebs-Loeffler bacillus (*klebs'-leff'-ler*) [Edwin *Klebs*, German bacteriologist, 1834–1913; Friedrich August Johannes *Loeffler*, German physician, 1852–1915]. The *bacillus diphtheriæ.*

kleidarthrocace (*klīd-ar-throk'-as-e*) [κλείς, clavicle; ἄρθρον, joint; κάκη, evil]. Spontaneous luxation of the clavicle.

klemmolin (*klem'-ol-in*). A proprietary remedy for rheumatism said to be prepared from pine tops and poplar buds.

kleptolagnia (*klep-to-lag'-ne-ah*) [κλέπτειν, to steal, λαγνεία, lust]. Sexual gratification induced by theft.

kleptomania (*klep-to-ma'-ne-ah*) [κλέπτειν, to steal; μανία, madness]. A form of emotional insanity manifested by a morbid desire to commit theft.

kleptophobia (*klep-to-fo'-be-ah*) [κλέπτειν, to steal; φόβος, fear]. 1. A morbid dread of thieves. 2. A morbid dread of becoming a kleptomaniac.

klim. A powdered, dry, whole milk.

Klino. For words thus see *clino-.*

Klippel's disease (*klip-el'*) [Maurice *Klippel*, French physician, 1858–]. General paralysis occurring in arthritic patients.

Klippel-Feil syndrome (*klip-el'-fīl*) [Maurice *Klippel*, French physician, 1858–]. Apparent absence of neck, head resting on trunk, with scalp almost to level of scapula, marked limitation in movements of head; found in cases of suboccipital Pott's disease.

kliseometer (*klis-e-om'-et-er*). See *cliseometer.*

klisis (*kli'-sis*). See *clisis.*

klondol (*klon'-dol*). Trade name of a disinfectant for internal use and for douches; with water, it forms a clear solution.

klopemania (*klop-e-ma'-ne-ah*) [κλοπή, theft; μανία, madness]. Same as *kleptomania.*

klopsophobia (*klop-so-fo'-be-ah*) [κλώψ, thief; φόβος, fear]. Same as *kleptophobia.*

Kluge's sign (*klū'-geh*) [Karl Alexander Ferdinand *Kluge*, German obstetrician, 1782–1844]. Same as *Jacquemier's sign, q. v.*

Klumpke's paralysis (*kloomp'-keh*) [A. Déjerine *Klumpke*, French neurologist]. Paralysis and atrophy of the muscles of the forearm and hand, with sensory and oculopupillary disturbances; it is due to a lesion of the seventh and eighth cervical and first dorsal nerve-roots.

Km. Abbreviation for *kilometer.*

$KMnO_4$. Potassium permanganate.

$K_2Mn_2O_8$. Potassium permanganate.

Knapp's angioid streaks (*nap*) [Hermann *Knapp*, American ophthalmologist, 1832–1911]. Pigment streaks appearing occasionally in the retina after hemorrhage. **K.'s forceps.** A forceps with roller blades used in the treatment of trachoma on the palpebral conjunctiva. **K.'s operation.** *For cataract-extraction:* a broad iridectomy and peripheral opening of the capsule; the lens is expelled by gentle pressure on the lower part of the cornea.

Knapp's test for glucose in the urine. A solution is made of 10 Gm. of mercuric cyanid dissolved in 100 Cc. of caustic soda solution, of a specific gravity of 1.145, and diluted to one liter. When this solution is diluted with water and heated with a glucose solution a reduction of metallic mercury takes place. Ten Cc. of this solution are reduced by 0.025 Gm. of glucose.

kneading (*ne'-ding*). The same as *petrissage, q. v.*

knee (*ne*) [AS , *cneów*]. The articulation between the femur and tibia. **k.-cap,** the patella. **k., housemaid's.** See *housemaid's knee.* **k., in-.** See *genu valgum.* **k. of internal capsule,** angle of junction of the anterior and posterior limbs of the internal capsule. **k.-jerk, k-reflex, k.-phenomenon,** contraction of the quadriceps extensor femoris muscle, result of a light blow on the patellar tendon. Syn., *Patellar tendon-reflex.* See under *reflex.* **k.-joint,** a hinge-joint consisting of the articulation of the condyles of the femur with the upper extremity of the tibia and the posterior surface of the patella. **k., knock-.** See *genu valgum.* **k., out-.** See *genu varum.* **k.-pan,** the patella.

Kneippism (*ni'-pizm*) [E H. Sebastian *Kneipp*, German priest, 1821–1897]. Hydrotheracy applied in a great variety of ways—baths, lotions, wet compresses, packs, cold affusions, and walking barefooted in the morning dew.

knife (*nīf*) [AS., *cnīf*]. An instrument for cutting. In surgery, knives are of various shapes and sizes, according to their use. **k.-needle,** a needle with a cutting edge, used in the discission of cataracts. **k.-rest crystals,** peculiarly indented crystals of triple phosphate occasionally found in urine.

knitting (*nit'-ing*). The union and becoming rigid of a fracture.

KNO_3. Potassium nitrate.

knock-knee (*nok'-ne*). See *genu valgum.*

knock-out drops. A strong aqueous solution of chloral used by criminals to deprive their victims of consciousness.

knot (*not*) [ME., *knotte*]. An interlacement of ends or parts of one or more cords or threads so that they cannot be readily separated. **k., clove-hitch,** a knot consisting of two single, contiguous loops, the free ends toward each other. **k., double.** Same as *k., friction.* **k., false.** Same as *k., granny.* **k., friction,** one in which the ends are wound twice around each other before they are tied. **k., Gerdy's extension,** resembles the clove-hitch. **k., granny,**

a tie of a cord in which in the second loop the end of one cord is over, and the other under, its fellow, so that the two loops do not lie in the same line. **k., reef,** a knot so formed that the ends come out alongside of the standing parts and the knot does not jam. **k., sailor's.** Same as *k., reef.* **k., square.** Same as *k., reef.* **k., Staffordshire,** a knot used in ligating the pedicle in ovariotomy. The ligature is passed through the pedicle, and withdrawn so as to leave a loop.

GRANNY, FALSE, OR DOUBLE KNOT.

REEF OR SAILOR'S KNOT.

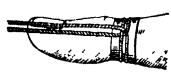

CLOVE-HITCH KNOT.

SURGICAL KNOT.

STAFFORDSHIRE OR TAIT'S KNOT.

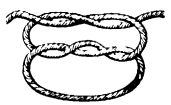

COMBINED SURGEON'S OR REEF KNOT.

which is passed over the tumor, and one of the free ends is then drawn through the loop; both ends are then passed through the pedicle, tightened, and tied. **k., stay,** formed by two or more ligatures in the following way: on each ligature separately is made the first hitch of a reef knot, which is tightened so that the loop lies in contact with the vessel, without constricting it; then taking the two ends on one side together in one hand, and the two ends on the other side in the other hand, the vessel is constricted sufficiently to occlude it, after which the reef knot is completed. **k., surgical,** a double knot made by passing the thread twice through the same loop. **k., Tait's.** See *k., Staffordshire.*

Knox's powder (*noks*). Calx chlorinata.

knuckle (*nuk'-l*). 1. An articulation of the phalanges with the metacarpal bones or with each other. 2. A loop of intestine.

Kobelt's cyst (*ko'-belt*) [Georg Ludwig *Kobelt*, German physician, 1804–1857]. A small pedunculated cyst formed in one of Kobelt's tubes. **K.'s tubes,** the upper ducts of the Wolffian body which end in a culdesac.

Kobert's test for hemoglobin (*ko'-bert*) [Eduard Rudolf *Kobert*, German chemist, 1854–]. Treat the solution with one of zinc sulphate or shake it with zinc powder, when a precipitate of zinc hemoglobin is formed. Alkalies color this precipitate red.

KOC. Abbreviation for *cathodal opening contraction.*

Koch's bacillus (*kōk*) [Robert *Koch*, German bacteriologist, 1843–1910]. 1. The *Bacillus tuberculosis.* 2. The *Spirillum choleræ asiaticæ.* **K.'s eruption,** a morbilliform eruption following the injection of tuberculin. **K.'s law, K.'s postulates,** the specificity of a microorganism is conclusively demonstrated when the following conditions are fulfilled: (1) The microorganism must be present in all cases of the disease; (2) it must be cultivated in pure culture; (3) its inoculation must produce the disease in susceptible animals; (4) from such animals it must be obtained and again cultivated in pure culture. **K.'s lymph.** See *tuberculin.* **K.'s method of sterilization,** a method of interrupted heating. The culture-mediums are heated for a short time daily for from three to five successive days, usually in the steam sterilizer. **K.'s phenomenon,** in a tuberculous subject an injection of tuberculin is followed by a local reaction and rise of temperature.



ROBERT KOCH.

Koch's node (*kōk*) [Walter *Koch*, German surgeon, 1880–]. Tawara's node, *q. v.*

Koch-Weeks bacillus [see *Koch;* John Elmer *Weeks*, American ophthalmologist, 1853–]. A bacillus which causes pink-eye or acute contagious conjunctivitis.

Kocher's operation (*kok'-er*) [Theodor *Kocher*, Swiss surgeon, 1841–1917]. 1. *For excision of the ankle-joint:* the incision is made beneath the external malleolus, and is followed by division of the peroneal tendons after being secured with threads, and opening of the joint with removal of the diseased parts; the foot is replaced and the tendons sutured. 2. *For the relief of cancer of the rectum:* a long integumentary incision is made, freely exposing the bone. With a chisel each side of the sacrum is grooved along the inner side of the foramina, beginning at the third. The segment, which he calls the "*knockenspange,*" is removed. This exposes the sacral canal and makes certain the protection of the nerves.

Kocks' operation [Joseph *Kocks*, German surgeon, 1846–]. Shortening of the broad ligament, through the vagina, for retrodisplaced or prolapsed uterus.

kodozonol (*kod-o-zo'-nol*). Ozonized cod-liver oil, an antiseptic dressing for wounds, burns, etc.

Koebner's multiple papillary tumors. See *mycosis fungoides*.

Koehler's disease (*ke'-ler*) [Alban *Koehler*, German radiologist, 1874–]. Softening of the scaphoid bone of the foot resulting from traumatism.

von Koelliker's cells (*kel'-ik-er*) [Rudolf Albert von *Koelliker*, German anatomist, 1817–1905] 1. Little cells of the seminiferous tubules which are transformed into spermatozoa. 2. See *myeloplax*. **v. K.'s fibrous layer,** the layer of fibrous connective tissue which forms the substantia propria of the iris. **v. K.'s glands.** See *Bowman's glands*. **v. K.'s musclebuds.** See *Kuehne's muscle-spindles*. **v. K.'s nucleus,** the gray matter surrounding the canal of the spinal cord. **v. K.'s reticulum,** the neuroglia. **v. K.'s tract-cells,** ganglion-cells, the axons of which pass as longitudinal fibers into the white columns of the spinal cord.

Koenig's symptom (*ker'-nig*) [Franz *Koenig*, German surgeon, 1832–1910]. Blue-blindness in granular kidney. **K.'s symptom-complex,** alternation, for a long period of constipation and diarrhea, and irregular attacks of colic, which are generally of short duration and terminate suddenly. During these attacks the abdomen is distended, there exists frequently a visible peristalsis, and a loud gurgling is heard in the ileocecal region. These symptoms are characteristic of tuberculous stenosis of the cecum.

Koeppe's sign (*ko'-peh*). Pigment granules are found on the posterior surface of the cornea in the early stages of glaucoma.

Koerte-Ballance operation (*ker'-teh bal'-ans*) [Werner *Koerte*, German surgeon, 1853– ; Charles Alfred *Ballance*, English surgeon]. 1. Anastomosis of the facial and hypoglossal nerves for the relief of facial palsy. 2. Anastomosis of the facial and spinal accessory nerves.

KOH. Potassium hydroxide

Kohlrausch's fold (*kōl'-rowsh*) [Otto Ludwig Bernhard *Kohlrausch*, German physician, 1811–1854]. A semilunar, transverse fold of the rectal mucosa, situated about 6 cm. above the anus in the anterior and right wall of the rectum. **K.'s veins,** the superficial veins that pass from the surface of the penis upward to empty into the dorsal vein.

kohone (*ko'-hōn*). Chalone, *q. v.*

koilonychia (*koi-lo-nik'-e-ah*) [κοῖλος, hollow; ὄνυξ, nail]. A condition in which the outer surface of the nail is concave; spoon-nail.

kola (*ko'-lah*). See *k.-nut*. **k.-cardinette,** a proprietary cordial containing from 30 to 60 gr. of kola-nut to each fluidounce. A nerve-tonic and stimulant. Dose 1–4 tablespoonfuls (16–60 Cc.) 5 or 6 times daily. **k.-nut,** the seed of *Cola acuminata*, used in Central Africa as a substitute for tea and coffee. It contains an alkaloid similar to caffeine and is a cerebral stimulant and cardiac tonic. **k.-tannin,** a compound of caffeine and tannin obtained from kola-nut.

kolabon (*ko'-lah-bon*) [*kola; bonbon*]. A confection prepared from undried kola-nut, containing kolanin, caffeine, and theobromine. It is recommended in treatment of sea-sickness.

kolanin (*ko'-lan-in*). The physiologically active glucoside from kola-nut; a thick extract, containing 80 to 90% of the pure glucoside, is used in the treatment of neurasthenia and neurasthenic weakness of the heart.

kolentos (*ko-len'-tos*). A proprietary food preparation said to be a combination of extract of muscle cartilage with lactalbumen and salts of milk; it contains no casein.

Kolk's (Schroeder van der) law. A spinal nerve endows the muscles with motion through its motor branches and the parts moved with sensation through its sensory branches.

Kolle's serum (*kol'-eh*) [Wilhelm *Kolle*, German bacteriologist, 1868–]. A bacteriolytic serum used for cerebrospinal meningitis.

kollonema (*kol-on-e'-mah*) [κόλλα, glue; νῆμα, tissue]. Same as *myxoma, q. v.*

Kolmer's test (*kōl'-mer*) [John A. *Kolmer*, American physician, 1886–]. For syphilis a modified form of the Wassermann test.

kolopexy. See *colopexy*.

kolotyphus (*ko-lo-ti'-fus*). Typhoid fever.

kolp-. For words beginning thus see *colp-*.

kolpo- (*kol-po-*). See *colpo-*.

kolynos (*kol'-in-os*) [κωλύειν, to hinder; νόσος, disease]. A proprietary antiseptic dental paste.

kolypeptic (*ko-le-pep'-tik*) [κωλῦν, to hinder; πεπτικός, conductive to digestion]. Hindering or checking digestive processes.

kolyseptic (*ko-le-sep'-tik*) [κωλῦν, to hinder; σήπτειν, to putrefy]. 1. Preventing putrefaction. 2. An agent that hinders a septic process.

kombé (*kom'-ba*) [African]. An African arrow-poison (*kombé snée*) from *Strophanthus kombé*.

Kondoleon's operation (*kon-do'-le-on*) [Emmanuel *Kondoleon*, Greek surgeon]. Excision of pieces of connective tissue for the relief of elephantiasis.

koniantron (*kon-e-an'-tron*) [κόνις, dust; ἄντρον, antrum]. An instrument for spraying fluid into the tympanic cavity.

koniosis (*kon-e-o'-sis*) [κόνις, dust] A morbid condition due to inhalation of dust.

koniscope (*kon'-is-kōp*) [κόνις, dust; σκοπεῖν, to examine]. An instrument for determining the quantity of dust in the atmosphere.

konometer (*ko-nom'-et-er*) [κόνις, dust; μέτρον, measure]. An apparatus for determining the quantity of dust in the atmosphere.

Konrich stain for tubercle bacilli (*kon'-rik*). The smear is stained with hot carbol-fuchsin for one to two minutes, then rinsed with water, then decolorized with a 10% aqueous solution of sodium sulphite for 30 to 60 seconds, then rinsed with water, then counterstained with malachite green (50 Cc. of saturated aqueous solution of malachite green in 100 Cc. of distilled water) for 15 to 30 seconds; the tubercle bacilli appear as dark red rods on a green background.

konseal (*kon'-sēl*). A form of cachet.

koosso, koosoo (*koo'-soo*). See *cusso*.

kopfтetanus (*kopf'-tet-an-us*) [Ger.]. Cephalic tetanus. See *tetanus, cephalic*.

kophemia (*ko-fe'-me-ah*) [κωφᾶν, to deafen]. See *deafness, word*.

kopiopia (*kop-e-o'-pe-ah*) [κόπος, a straining; ὤψ, eye]. Eye-strain; weariness of the eyes. **k. hysterica,** a term applied to those symptoms that indicate hyperesthesia of the trigeminus and optic nerves.

Koplik's sign, K.'s spots (*kop'-lik*) [Henry *Koplik*, American physician, 1858–1927]. Minute bluish-white spots surrounded by a reddish areola; they are observed on the mucous membrane of the cheeks and lips during the prodromal stage

of measles. **K.'s stigma of degeneration,** a nodular projection over the pisiform bones sometimes found in sporadic cretinism.

Kopp's asthma [Johann Heinrich *Kopp*, German physician, 1777–1858]. Laryngismus stridulus. Syn., *Kopp's thymic asthma.*

kopremia, kopræmia. See *copremia.*

koprikin (*kop'-rik-in*) [κόπρος, dung]. Undigested animal matter in the feces.

koproscope (*kop'-ro-skōp*) [κόπρος, dung; σκόπειν, to inspect]. A glass jar specially arranged for the inspection of feces.

koprostearin (*kop-ro-ste'-ar-in*). A modified cholesterol found in the feces.

Koranyi's auscultation (*ko-rahn'-ye*) [Baron F. von *Koranyi*, Austrian physician, 1829–]. Auscultation with percussion upon the second joint of the forefinger applied perpendicularly to the part. **K.'s sign.** See *Grocco's sign.*

kore- (*kor'-e-*). See *core-.*

koronion (*ko-ro'-ne-on*). The apex of the coronoid process of the inferior maxilla.

koroscopy (*kor-os'-ko-pe*). See *retinoscopy.*

Korotkow's test (*ko-rot'-kof*). If an artery is compressed above an aneurysm and the blood pressure in the peripheral circulation is moderately high, the collateral circulation is good.

Korsakoff's psychosis (*kor'-sak-off*) [Sergius *Korsakoff*, Russian neurologist, 1853–1900]. Mental derangement, in the form of delirium, observed in cases of polyneuritis.

kosher (*ko'-shur*) [Heb., lawful]. Pure, lawful. **k.-meat,** the flesh of animals slaughtered and inspected according to Jewish law.

Koshevnikoff's disease (*ko-shef'-ne-kof*) [Alexiei Jakovlevich *Koshevnikoff*, Russian neurologist, 1836–1902]. A mild form of epilepsy.

kosin (*ko'-sin*) [Abyssinian, *cusso*], $C_{31}H_{36}O_{10}$. Same as *koussin.* See *cusso.*

kosotoxin (*ko-so-toks'-in*) [*kosso*, the fertile flowers of *Brayera anthelmintica*; τοξικόν, poison], $C_2H_{64}O_{10}$. An active principle from the ethereal extract of cusso flowers. It is a strong muscle poison, but exerts little influence on the central nervous system.

Kossel's test for hypoxanthin. Treat the solution with hydrochloric acid and zinc and add an excess of sodium hydroxide. The presence of hypoxanthin is evinced by a ruby-red color.

koumiss (*koo'-mis*). See *kumiss.*

koussin, kousso (*koos'-in, koos'-o*). See *cusso.*

Kovalevski, canal of (*kof-a-lef'-ske*) [Pavel Ivanovich *Kovalevski*, Russian embryologist, 1845–]. The neurenteric canal; in the embryo, a passage leading from the posterior part of the medullary tube into the archenteron.

Kowarski's test for sugar in the urine (*ko-var'-ske*). [A. *Kowarski*, German physician]. Shake in a test-tube 5 drops of phenylhydrazin with 10 drops of strong acetic acid, add 1 Cc. of saturated sodium chloride solution and 2 Cc. or 3 Cc. of urine, and heat for 2 minutes; then cool slowly. If the sugar present is as high as 0.2 % characteristic crystals will form in a few minutes; if less, the formation of crystals will require a longer time—5 to 30 minutes.

Koyter's muscle (*koi'-ter*) [Volcherus *Koyter*, Dutch anatomist, 1534–1600]. The corrugator supercilii. Syn., *musculus Coiteri.*

K.P. Abbreviation of *keratitis punctata.*

Kr. Chemical symbol of *krypton.*

Kramer's frontal band. A head-band with appliances to hold a Eustachian catheter in place so that the surgeon's hands may be free.

Krameria (*kra-me'-re-ah*) [J. G. H. *Kramer*, Austrian physician]. A genus of polypetalous herbs. The *krameria* of the U. S. P. is the dried root of *K. triandra* (ratany-root) and *K. ixina*, shrubs native to South America; it possesses the same astringent qualities as tannic acid. It is used in serous diarrheas. Dose 15 gr. (1 Gm.). **k., extract of** (*extractum krameriæ*, U. S. P.). Dose 5–10 gr. (0.32–0.65 Gm.). **k., fluidextract of** (*fluidextractum krameriæ*, U. S. P.). Dose 5 min.–½ dr. (0.32–2.0 Cc.). **k., infusion of** (*infusum krameriæ*, B. P.). Dose 1–2 oz. (32–64 Cc.). **k., syrup of** (*syrupus krameriæ*, U. S. P.), contains of the fluidextract, 35; syrup, 65. Dose ½ dr.–½ oz. (2–16 Cc.). **k., tincture of** (*tinctura krameriæ*, U. S. P.). Dose 5 min.–1 dr. (0.32–4.0 Cc.). **k., troches of** (*trochisci krameriæ*, U. S. P.), each troche contains 1 gr. (0.065 Gm.) of the extract.

Kraske's operation (*kras'-keh*) [Paul *Kraske*, German surgeon, 1851–]. Removal of the coccyx and the left part of the sacrum before resection of the rectum in case of malignant disease.

PAUL KRASKE.

kraurosis (*kraw-ro'-sis*) [κραῦρος, dry]. Shriveling and dryness, especially of the vulva.

Krause's corpuscles, K.'s end-bulbs (*krou'-sa*) [1. Wilhelm *Krause*, German anatomist, 1833–1910]; 2. Karl Friedrich Theodor *Krause*, German anatomist, 1797–1868]. 3. Fedor *Krause*, German surgeon, 1857–]. [1]. Spheroid nerve-corpuscles resembling Pacinian corpuscles, but having a more delicate investment. They are found especially in the conjunctiva and the genitals. **K.'s disc, K.'s membrane.** [1]. The dark transverse band that divides a transparent (isotropic) sarcous element in the middle. **K.'s glands.** [2]. Acinous glands found in the conjunctiva near the fornix, especially of the upper lid. **K.'s muscle.** [1]. The coracocervicalis muscle. **K.'s nerve.** [1]. The ulnar collateral branch of the musculospiral nerve that descends along with the ulnar nerve and enters the lower short fibers of the inner head of the triceps. **K.'s operation** [3]. Extradural removal of the Gasserian ganglion

in trifacial neuralgia. **K.'s respiratory tract.** [1]. The solitary fascicle of the oblongata. **K.'s valve.** [2]. See *Béraud's valve*. **K.'s ventricle.** [1]. The terminal ventricle of the spinal cord.

kreatin (*kre'-at-in*). See *creatine*.

kreatinin (*kre-at'-in-in*). See *creatinine*.

krebisote (*kreb'-is-ōt*). Trade name of a compound of creosote and bismuth; used as a substitute for iodoform, also as an ointment in eczema, and in dysentery.

krelos (*kre'-los*). Trade name of a disinfectant composed of coal tar distillates and rosin soap.

kreochyle (*kre'-o-kīl*) [κρέας, meat; χύλος, juice]. Trade name of a concentrated meat juice

kreoform (*kre'-o-form*). Geoform.

kreolin (*kre'-o-lin*). See *creolin*.

kreosol (*kre'o-sol*). Creosol.

kreosolid (*kre-o-sol'-id*). See *creosote-magnesia*

kreosote (*kre-o-sōt*). Creosote.

kreotoxicon (*kre-o-toks'-ik-on*) [κρέας, meat; τοξικόν, poison]. A general term for the active agent in poisonous meat.

kreotoxin (*kre-o-toks'-in*). Any basic poison generated in meat by bacteria.

kreotoxism (*kre-o-toks'-izm*) [see *kreotoxicon*]. Poisoning by infected meat.

kreozonal (*kre-o-zo'-nal*). Ozonized oil of tar for external use in skin diseases.

kreplinum (*krep'-li-num*). A proprietary cosmetic said to be quillaya bark in dilute (25%) alcohol to which is added oil of rosemary, lavender, or other perfuming oils.

kresamine (*kres'-am-ēn*). A solution of tricresol and ethylene-diamine. See *ethylenediaminetricresol*.

kresaprol (*kres'-ap-rol*). See *cresin*.

kresin (*kre'-sin*). See *cresin*.

kresoform (*kres'-o-form*). A condensation-product of formaldehyde and creosote.

kresofuchsin (*kres-o-fook'-sin*). An amorphous powder of gray-blue color. It is soluble in acetic acid and acetone, less readily but quite soluble in alcohol, only very slightly so in water. The alcoholic solution appears blue, the aqueous red. It is used as a histological stain.

kresolin (*kres'-ol-in*). Trade name of a disinfectant containing cresols.

kresosteril (*kres-os'-ter-il*). Trade name of metacresol ortho-oxalic ester; used as a disinfectant.

Kretzschmann's space (*kretsh'-man*). A small pocket in the attic of the middle ear situated below Prussak's space.

Kreysig's sign (*krī'-sig*) [Friedrich Ludwig *Kreysig*, German physician, 1770–1839]. Retraction of the epigastrium and the contiguous portion of the false ribs with each systole, in adherent pericardium.

Krishaber's disease (*krēs-hah-bair'*) [Maurice *Krishaber*, French physician, 1836–1883]. A neurosis resembling neurasthenia, and characterized by a rapid onset, predominant cerebral symptoms (insomnia, vertigo, etc.), neuralgia, and circulatory disturbances. Syn., *neuropathie cérébrocardiaque*.

Krisowski's sign (*kre-sof'-ske*). Radiating lines about the mouth, and the union of the hard palate with the posterior pharyngeal wall by fibrous tissue; found in congenital syphilis.

kristallin. See *crystallin*.

Kroenig's area (*kren'-ig*) [Georg *Krenig*, German physician, 1856–1911]. A resonant patch over the apex of the lungs. **K.'s isthmus,** the space above the clavicle in which the apex of the lung may be found.

Kroenlein's hernia (*kren'-līn*) [Rudolf Ulrich *Kroenlein*, Swiss surgeon, 1847–1910]. Properitoneal inguinal hernia.

Kromayer's lamp (*kro-mi'-er*) [Ernst *Kromayer*, German dermatologist]. A quartz lamp of vapor of mercury, emitting ultra-violet rays.

Krompecher's tumor (*krōm'-pek-er*) [Edmund *Krompecher*, Hungarian pathologist, 1870–]. Rodent ulcer.

Kronecker's inhibitory center (*krōn'-ek-er*) [Hugo *Kronecker*, Swiss physiologist, 1839–1914]. A point in the interventricular septum, puncture of which causes incoordinate fibrillary contractions of the heart. **K.'s solution,** a 5% solution of sodium chloride with sodium carbonate used in the microscopical examination of fresh tissues.

kronethyl (*kron-eth'-il*). An ethereal extract of Chinese cantharides. Applied in gout and neuralgia, 6–10 drops on a wet bandage.

krymotherapy. See *crymotherapy*.

kryofine (*kri'-o-fen*). Trade name of phenetidin methylglycolate, a condensation-product of paraphenetidin and methylglycolic acid. It is antipyretic and antineuralgic. Dose 5–8 gr. (0.3–0.5 Gm.).

kryoscopy. See *cryoscopy*.

kryptidin (*kript'-id-in*) [κρυπτόν, concealed], $C_{11}H_{13}N$. A base from coal-tar. Syn., *cryptidin*.

krypto- (*krip'-to-*). See *crypto*.

kryptok (*krip'-tok*) [κρυπτός, hidden; *oculus*, eye]. Trade name of a bifocal lens.

krypton (*krip'-ton*) [κρυπτός, hidden]. A gaseous element found by Ramsay in liquefied air. See *elements, table of*.

krysolgan (*kri-sol'-gan*). Trade name of a proprietary preparation said to be the monocyanide of gold ethylene diamine cantharidine containing 50% of gold; said to be of use in tuberculous diseases of the eye.

krystalak (*kris'-tal-ak*). Dried skim milk.

krystallose (*krist'-tal-ōs*). Sodium saccharinate.

K_2SO_4. Potassium sulphate

kubisagari, kubisgari (*koo-bis-ah-gah'-re, koo-bis-gah'-re*). An endemic paralytic vertigo which prevails in Japan.

Kuehne's muscle-spindles (*ke'-ner*) [Willy *Kuhne*, German histologist, 1837–1900]. Peculiar, fusiform enlargements occurring at the entrance of certain nerves into a muscle-bundle. **K.'s muscular phenomenon.** See *Porret's phenomenon*.

Kuelz's casts (*kēlts*) [Rudolph Eduard *Kuelz*, German physician, 1845–1895]. Very short generally hyaline, but sometimes granular, casts, occurring at the onset and during the course of diabetic coma, disappearing with the coma, and considered by Kulz as diagnostic of impending coma.

Kuemmell's disease (*kim'-el*) [Hermann *Kuemmell*, German surgeon, 1852–]. Traumatic spondylitis. **K.'s kyphosis.** Kyphosis resulting from trauma, but in which the symptoms are delayed.

Kuester's sign (*kēs'-ter*) [Otto Ernst *Kuester*, German gynecologist, 1850–]. The presence of a cystic tumor in the median line anterior to the uterus, disclosed by palpation and inspection; usually indicates ovarian dermoids.

Kuestner's law. Torsion of the pedicle of an ovarian tumor takes place toward the right if

the tumor is left-sided, and toward the left if it is right-sided.

Kuhn's tube (*kūn*). A flexible tube containing a spiral of steel wire, which moves freely within the metal elastic tube, and terminates in a knob. It is used as a duodenal or intubation tube.

Kuhnt's spaces (*koont'*) [Hermann *Kuhnt*, German ophthalmologist, 1850–]. The recesses of the posterior chamber; a series of radial spaces which communicate anteriorly with the posterior chamber of the eye and contain aqueous humor.

kumbecephalic, kumbokephalic (*kum-be-sef-al'-ik, kum-bo-kef-al'-ik*). See *cymbocephalic.*

kumiss, kumyss (*koo'-miss*) [Tartar, *kumis*, fermented mares' milk]. An alcoholic drink originally made by the fermentation of mares' milk. At present cows' milk is used.

Kümmell's disease. See *Kuemmell.*

kuorin (*kū'-or-in*). A reagent which gives a flocculent precipitate with syphilitic and with leprous serum.

Kupffer's cells (*koop'-fer*) [Karl Wilhelm von *Kupffer*, German anatomist, 1829–1902]. Stellate endothelial cells of the liver-capillaries having a large round or ovoid nucleus and frequently containing pigmentary matter.

Kupressoff's center (*ku-pres'-of*) [J. *Kupressoff*, Russian physician]. Center for the sphincter of the bladder, which is from the third to the fifth lumbar segment of the cord.

Kurloff's bodies (*koor'-lof*) [Mikhail Georgiyevitch *Kurloff*, Russian physician, 1859–]. Nucleoids or inclusion bodies of unknown significance, found in the large mononuclear leukocytes of the guinea pig.

Kussmaul's aphasia (*koos'-mowl*) [Adolf *Kussmaul*, German physician, 1822–1902]. Voluntary mutism, simulating aphasia, which sometimes affects the insane, particularly paranoiacs, with mystic ideas. **K.'s coma,** diabetic coma. **K.'s disease,** acute anterior poliomyelitis; acute atrophic spinal paralysis. **K.'s paradoxic pulse,** a pulse which becomes weaker or disappears during deep inspiration; it is observed in cases of adherent pericardium and mediastinal adhesions or tumor. **K.'s respiration,** the deep, labored respiration of diabetic coma. **K.'s symptom,** swelling of the cervical veins during inspiration in adherent pericardium and mediastinal tumor.

Kussmaul-Landry's paralysis. See *Landry's paralysis.*

kusso (*koo'-so*). See *cusso.*

kuttarasome (*kut-ar'-as-ōm*) [κύτταρος, any hollow cavity; σῶμα, body]. A body found by Ira van Gieson at the neck of the cone of the retina, composed of a series of parallel bars presenting a gridiron appearance. The bars had lateral anastomoses and at the top joined in a semicircular manner.

kyanopsia (*ki-an-op'-se-ah*). See *cyanopsia.*

kyestein (*ki-es'-te-in*) [κυεῖν, to be pregnant; ἐσθης, a garment]. A filmy deposit upon decomposing urine, once thought to be diagnostic of pregnancy.

kyllopodia (*kil-o-po'-de-ah*) [κυλλός, twisted; πούς, foot]. See *club-foot.*

kyllosis (*kil-o'-sis*) [κυλλός, twisted]. Same as club-foot.

kymbocephalic (*kim-bo-sef-al'-ik*) [κύμβη, boat; κεφαλή, head]. Exhibiting kymbocephaly.

kymbocephaly (*kim-bo-sef'-a-le*) [κύμβη, boat; κεφαλή, head]. The condition of having a boat-shaped head.

kymograph, kymographion (*ki'-mo-graf, ki-mo-graf'-e-on*) [κῦμα, a wave; γράφειν, to write]. An instrument for reproducing graphically the variations in blood-pressure.

kymoscope (*ki'-mo-skōp*) [κῦμα, a wave; σκοπεῖν, to inspect]. A device used in the observation and study of the blood-current.

kynocephalous (*ki-no-sef'-a-lus*). See *cynocephalous.*

kynophobia (*ki-no-fo'-be-ah*). See *cynophobia.*

kynurin (*ki-nū'-rin*). See *cynurin.*

kyphoscoliorachitic (*ki-fo-sko-le-o-rak-it'-ik*). Kyphoscoliotic.

kyphoscoliosis (*ki-fo-sko-le-o'-sis*) [*kyphosis; scoliosis*]. Kyphosis combined with scoliosis.

kyphoscoliotic (*ki-fo-sko-le-ot'-ik*) [see *kyphoscoliosis*]. Characterized by or pertaining to kyphoscoliosis.

kyphosis (*ki-fo'-sis*) [κύφωσις, humpbacked]. Humpback. Angular curvature of the spine, the prominence or convexity turned dorsad.

kyphotic (*ki-fot'-ik*) [*kyphosis*]. Relating to, of the nature of, or affected with kyphosis.

kyphotone (*ki'-fo-tōn*) [κυφός, a crookedness; τόνος, a brace]. An apparatus for the forcible reduction of deformity in Pott's disease.

kyrine (*ki'-rin*). A basic substance obtained from certain protein substances by hydrolytic cleavage.

kyrtometric (*kir-to-met'-rik*) [κυρτός, curved; μέτρον, a measure]. Relating to the measurements of the body-curves. Syn., *cyrtometric.*

kysthitis (*kis-thi'-tis*) [κύσθος, a hollow; ῖτις, inflammation]. Vaginitis.

kysthoproptosis (*kis-tho-prop-to'-sis*) [κύσθος, a hollow; πρόπτωσις, a falling forward]. Prolapse of vagina.

kysthoptosis (*kis-thop-to'-sis*). Preferred term for *kysthoproptosis.*

kysto- (*kis'-to-*). See *cysto-.*

kystoma (*kis-to'-mah*). See *cystoma.*

kythemolytic (*ki-them-o-lit'-ik*) [κύτος, cell; αἷμα, blood; λύσις, solution]. Pertaining to, characterized by, or causing, the destruction of blood-cells.

kyto- [κύτος, cell]. A prefix denoting a cell.

kytomitome (*ki-tom'-it-ōm*) [κύτος, cell; μίτος, thread]. Network in body of nucleus of cell.

kytoplasm (*ki'-to-plazm*). See *cytoplasm.*

L

L. Abbreviation for *Latin*, for *limes*, a boundary or threshhold (see L_+, and L_0).

l. Abbreviation of *left*, of *left-eye*, of *libra*, a pound, of *liter*, of *lethal*.

L_0. Ehrlich's symbol for the quantity of toxic bouillon which is completely neutralized by one antitoxin unit.

L_+. Ehrlich's symbol for the minimum quantity of toxic bouillon which will kill an experimental animal.

La. Chemical symbol of *lanthanum*.

lab, lab-ferment. The ferment of rennet, producing coagulation of milk.

Labarraque's solution (*lab-ar-ak'*) [Antoine Germain *Labarraque*, French chemist, 1777–1850]. A solution of sodium carbonate, 10; chloride of lime, 8; water, 100; it is a disinfectant. Liquor sodæ chlorinatæ.

Labbé's vein (*lab-a'*) [Léon *Labbé*, French surgeon, 1832–1916]. The anastomotic vein that extends from the lateral sinus to Trolard's vein or to the superior longitudinal sinus.

labdacism (*lab'-das-izm*). Same as *lambdacism*.

labdanum (*lab'-dan-um*). See *ladanum*.

labia (*la'-be-ah*) [L.: plural of *labium*, lip]. The lips. **l. majora**, two cutaneous folds from the mons Veneris to the perineum. **l. minora**, the *nymphæ*, *q. v.*

labial (*la'-be-al*) [*labium*, a lip]. Pertaining to the lips or to a labium.

labialism (*la'-be-al-izm*) [*labium*, a lip]. The tendency to pronounce any articulate sounds as if they were labials; the addition of a labial or labiodental quality to an articulate sound.

labidometer (*lab-id-om'-et-er*) [λαβίς, forceps; μέτρον, a measure]. A forceps for measuring the fetal head in the pelvis.

labile (*lab'-il*) [*labi*, to glide]. 1. Gliding to and fro: applied to an electric current when the electrode is moved from place to place over the skin. 2. In chemistry, unstable. **l. elements of the body**, epithelial and connective tissue cells, in contradistinction to muscle and nerve cells.

labilin (*lab'-il-in*). A protein in cancer metabolism which is thermostabile, i.e., does not disappear in half an hour when heated to 56° C. See *normallabilin*.

lability (*lab-il'-it-e*) [*labile*]. 1. In electrotherapeutics, being labile. 2. Instability.

labimeter (*lab-im'-et-er*). Same as *labidometer*.

labio- (*la-be-o-*) [*labium*, lip]. A prefix meaning pertaining to the lip.

labioalveolar (*la-be-o-al-ve'-o-lar*) [*labio-*; *alveolus*, a small hollow]. Pertaining to the lip and to one or more dental alveoli.

labiocervical (*la-be-o-ser'-vik-al*) [*labio-*; *cervix*, neck]. Pertaining to a lip and a neck; the labial, or buccal surface of the neck of a tooth.

labiochorea (*la-be-o-ko-re'-ah*) [*labio-*; χορεία, dancing]. A choreic affection of the lips and the stammering that results from it.

labiodental (*la-be-o-den'-tal*) [*labio-*; *dens*, a tooth]. Pertaining to the lips and the teeth.

labioglossolaryngeal (*la-be-o-glos-a-lar-in'-je-al*) [*labio-*; γλῶσσα, tongue; *larynx*]. Pertaining conjointly to lips, tongue, and larynx. **l. paralysis.** See *paralysis, bulbar*.

labioglossopharyngeal (*la-be-o-glos-o-far-in'-je-al*) [*labio-*; γλῶσσα, tongue; *pharynx*]. Pertaining conjointly to lips, tongue, and pharynx.

labiograph (*la'-be-o-graf*) [*labio-*; γράφειν, to write]. An instrument for recording the labial movements in speaking.

labiology (*la-be-ol'-o-je*) [*labium*, a lip; λογος, treatise]. Study of the lips and their movements in speaking and singing.

labiomancy (*la-be-o-man'-se*) [*labio-*; μαντεία, divination]. Understanding what is said by observing the motions of the lips in speech.

labiomental (*la-be-o-men'-tal*) [*labio-*; *mentum*, chin]. Relating to lip and chin.

labiomycosis (*la-be-o-mi-ko'-sis*) [*labio-*; *mycosis*]. Any affection of the lips due to fungal origin.

labionasal (*la-be-o-na'-zal*) [*labio-*; *nasus*, nose]. Labial and nasal; pertaining to lip and nose.

labiopalatine (*la-be-o-pal'-at-in*) [*labio-*; *palatum*, palate]. Relating to lip and palate in common.

labioplastic (*la-be-o-plas'-tik*) [*labio-*; πλάσσειν, to form]. Pertaining to an operation for restoring the lip, after injury. Cheiloplastic.

labioplasty (*la-be-o-plas'-te*) [*labio-*; πλάσσειν, to form]. Cheiloplasty. *q. v.*

labiotenaculum (*la-be-o-ten-ak'-ū-lum*) [*labio-*; *tenaculum*, a holder]. An instrument for holding the lips or labia in a desired position.

labitome (*lab'-it-ōm*) [λαβίς, forceps; τομή, cutting]. Cutting-forceps.

labium (*la'-be-um*) [L.; pl., *labia*]. A lip. **l. cerebri**, the margin of the cerebral hemisphere which overlaps the callosum. **l. majus, l. pudendi majus**, one of two folds of skin of the female external genital organs, arising just below the mons Veneris, surrounding the vulval entrance, and meeting at the anterior part of the perineum. **l. minus, l. pudendi minus**, the nympha; one of two folds of mucous membrane at the inner surfaces of the labia majora. **l. tympanicum**, the portion of the lamina spiralis forming the lower border of the sulcus spiralis. **labia urethræ**, the lateral margins of the external urinary meatus. **l. vestibulare**, the overhanging extremity of the lamina spiralis that forms the upper part of the sulcus spiralis.

lablab (*lab'-lab*). The genus *Dolichos*. **l. seeds**, the seeds of *Dolichos lablab;* used as food and also as a stomachic and antiperiodic.

labor (*la'-bor*) [L., "work"]. Parturition; the bringing forth of young. **l., artificial**, that effected or aided by other means than the forces of the maternal organism. **l., dry**, that in which there is a deficiency of the liquor amnii, or in which there has been a premature rupture of the bag of waters. **l., induced**, labor brought on by artificial means. **l., instrumental**, one requiring instrumental means to extract the child. **l., mechanism of**, the mechanism by which a fetus and its appendages traverse the birth-canal and are expelled. **l., missed**, retention

of the dead fetus in the uterus beyond the period of normal gestation. **l.-pains,** the pains consequent upon the contractions of the uterus during labor. **l., postponed,** delayed beyond nine months. **l., precipitate,** labor in which the expulsion of the fetus and its appendages takes place with undue celerity. **l., premature,** labor taking place before the normal period of gestation, but when the fetus is viable. **l., protracted,** labor prolonged beyond the usual limit (10–20 hours in primiparæ, 2–6 hours in multiparæ). **l., spontaneous,** that requiring no artificial aid. **l., stages of,** arbitrary divisions of the period of labor—the first begins with dilatation of the os and ends with complete dilatation; the second ends with the expulsion of the child; the third (*placental*) consists in the expulsion of the placenta.

laboratorian (*lab-or-a-tōr'-e-an*). One who works in a laboratory, and does not attend the sick.

laboratory (*lab'-or-a-to-re*) [*laborare*, to work]. A place for experimental scientific work.

Laborde's method of artificial respiration (*lab-ord'*) [Jean Baptiste Vincent *Laborde*, French physician, 1830–1903]. The tongue is seized either by forceps or with thumb and finger, and rhythmical tractions are made in order to stimulate the respiratory center.

labordin (*lab-or'-din*). See *analgen*.

Laborie's operation (*lab-or-e'*). Amputation of the foot; it retains the scaphoid bone as well as the calcaneum and astragalus, and so differs from *Chopart's amputation*.

labrocyte (*lab'-ro-sit*) [λάβρος, greedy; κύτος, cell]. Mast-cell.

labrum (*la'-brum*) [L., a lip-edge, margin: *pl.*, *labra*]. In biology, a lip-like structure, usually the upper, when two are present, the lower being the *labium*. **l. cartilagineum, l. glenoideum, l. glenoidale,** the cartilaginous edge or border of a cavity forming part of an articulation; as the fibrous ring bordering the glenoid cavity of the scapula.

labyrinth (*lab'-ir-inth*) [λαβύρινθος, a maze]. 1. A name given to the series of cavities of the internal ear, comprising the vestibule, cochlea, and the semicircular canals. 2. The parts of the cortex of the kidney between the medullary rays. See *kidney*. **l., bony.** See *l., osseous*. **l., cortical,** the tortuous tubules and blood-vessels in the intervals of the cortex of the kidney. **l., ethmoid, l., olfactory,** the lateral portions of the ethmoid bone. **l., membranous,** the membranous cavity within the osseous labyrinth from which it is partly separated by the perilymph. **l., osseous,** the bony portion of the internal ear.

labyrinthal, labyrinthic, labyrinthine (*lab-er-in'-thal, lab-er-in'-thik, lab-er-in'-thin*) [*labyrinth*]. Pertaining to a labyrinth. **l. vertigo.** See *Ménière's disease*.

abyrinthitis (*lab-ir-in-thi'-tis*) [*labyrinth*; ιτις, inflammation]. Inflammation of the labyrinth; otitis interna. **l., primary.** See *Voltolini's disease*.

labyrinthus (*lab-ir-in'-thus*) [L.: *pl.*, *labyrinthi*]. A labyrinth.

lac (*lak*) [L.]. Milk. **l. sulphuris,** milk of sulphur, or precipitated sulphur.

lacarnol (*lak'-ar-nol*) [*lac*, milk; *caro*, flesh]. A yellowish liquid extract from muscles. Used in hyperpiesis.

laccase [*laccol*; suffix *ase*]. An oxidizing ferment or diastase present in many plants, and capable of oxidizing laccol and other aromatic substances. It changes the colorless sap of the Japanese lac-tree by oxidation to black Japanese lacquer.

lacerable (*las'-ur-a-bl*) [*lacerare*, to tear]. Liable to become torn; capable of being torn.

lacerated (*las'-er-a-ted*) [L., *lacerare*, to tear]. Torn.

laceration (*las-er-a'-shun*) [*lacerare*, to tear]. A tear. **l. of perineum,** a tearing through the wall separating the lower extremity of the vagina and rectum, occurring occasionally during child-birth.

lacerator (*las'-er-a-tor*) [*lacerare*, to tear]. An instrument used in effecting surgical laceration.

lacerti, lacertuli cordis. See *columnæ, carneæ*.

lacertus (*las-er'-tus*) [L.]. 1. The muscular part of the arm from the shoulder to the elbow. 2. A muscle or fibrous fascicle. **l. fibrosus,** an aponeurotic band from the biceps-tendon to the fascia of the forearm; semilunar or bicipital fascia.

lachesis (*lak'-e-sis*) [Λάχεσις, destiny, fate]. 1. A genus of venomous South American reptiles. 2. The venom of *L. mutus* (the bushmaster snake), and also a homeopathic preparation of the poison.

lachrymal (*lak'-rim-al*). See *lacrimal*.

lacinia (*las-in'-e-ah*) [*lacinia*, fringe]. Fimbria, **laciniæ tubæ,** the fimbriated processes of the Fallopian tubes.

laciniate (*las-in'-e-āt*) [*lacinia*, a flap]. Jagged, fringed; cut into narrow flaps.

lacmoid (*lak'-moid*). A compound of resorcin and sodium nitrite, used in alkalimetry.

lacmus (*lak'-mus*). See *litmus*.

lacrimal (*lak'-rim-al*) [*lacrima*, a tear]. Pertaining to the tears or to the organs secreting and conveying the tears. **l. apparatus,** the lacrimal gland, ducts, canal, sac, and nasal duct. **l. artery,** the first branch of the ophthalmic artery, supplying the gland. **l. bone,** a bone upon the nasal side of the orbit, articulating with the frontal, the ethmoid, and superior maxillary bones, in which begin the lacrimal groove and nasal duct. **l. canals, l. canaliculi,** superior and inferior, extend from the lacrimal punctum to the sac, and serve to convey the excess of tears from the eye to the nose **l. caruncle.** See *caruncle, lacrimal*. **l. ducts,** 7 to 14 ducts extending obliquely from the gland to the fornix conjunctivæ, carrying the tears to the conjunctival surface of the eyeball. **l. fistula,** a fistula communicating with a lacrimal duct. **l. fossa,** a depression at the upper and outer angle of the orbit. **l. gland,** the gland secreting the tears, situated in a depression of the frontal bone. **l. lake,** the inward prolongation of the palpebral fissure of the eyelids. **l. papilla.** See *papilla, lacrimal*. **l. probe,** a probe for exploring or dilating the canaliculi and nasal duct. **l. puncta,** the minute orifices of the canaliculi upon the eyelids near the inner canthus. **l. sac,** a saccular enlargement of the upper part of the nasal duct, into which the canaliculi empty. **l. style,** a probe used in stricture of the nasal duct.

lacrimation (*lak-rim'-a-shun*) [see *lacrimal*]. An excessive secretion of tears.

lacrimatome (*lak-rim'-at-ōm*) [*lacrima*, tear; τομή, cutting]. A cutting-instrument used in dilating the nasal duct or the canaliculi; a syringotome.

lacrimotomy (*lak-rim-ot'-o-me*). The division of strictures of the lacrimal passages.

lactacidogen (*lak-tas-id'-o-jen*). A hypothetical precursor of lactic acid in the muscles. It is a carbohydrate-phosphate compound.

lactaciduria (*lak-tas-id-ū'-re-ah*) [*lactic acid; οὖρον*, urine]. The presence of lactic acid in the urine.

lactagogue (*lak'-tag-og*). See *galactagogue*.

lactagol (*lak'-ta-gol*). Trade name of a galactagogue, made from cotton-seed.

lactalbumin (*lak-tal-bū'-min*) [*lac; albumin*]. A protein contained in milk; it resembles serum-albumin, and coagulates at a temperature of from 70° to 80° C.

lactamide (*lak'-tam-id*) [*lac*, milk; *amide*], $C_3H_7NO_2$. A substance formed by the union of ethyl lactate and ammonia.

lactampoule (*lak-tam'-pool*) [*lac; ampoule*]. Trade name of a pure culture, in ampoules, of the *Bacillus bulgaricus;* designed for the inoculation of milk or other culture medium.

lactant (*lak'-tant*) [*lactare*, to suckle]. Suckling.

lactase (*lak'-tās*). A soluble enzyme found in the animal body which hydrolyzes lactose.

lactate (*lak'-tāt*). A salt of lactic acid.

lactation (*lak-ta'-shun*) [*lactare*, to suckle]. 1. Suckling; the period during which the child is nourished from the breast. 2. The formation or secretion of milk.

lactational (*lak-ta'-shun-al*). Pertaining to lactation.

lacteal (*lak'-te-al*) [*lac*]. 1. Pertaining to milk. 2. Any one of the lymphatics of the small intestine that take up the chyle

lactein (*lak'-te-in*) [*lac*, milk]. Same as *lactolin*.

lactescence (*lak-tes'-ens*) [*lactescere*, to turn to milk]. Milkiness (often applied to the chyle).

lactescent (*lak-tes'-ent*) [*lactescere*, to turn to milk]. Milky, or secreting a milk sap or fluid.

lactic (*lak'-tik*). Pertaining to milk or its derivatives. 1. **acid.** See *acid, lactic.* 1. **acid, test for.** See *Uffelmann.* 1. **fermentation,** the souring of milk.

lactiferous (*lak-tif'-er-us*) [*lac; ferre*, to carry]. Conveying or secreting milk. 1. **ducts,** the ducts of the mammary gland. 1. **glands,** the mammary glands.

lactific (*lak-tif'-ik*) [*lac*, milk; *facere*, to make]. Producing milk.

lactiform (*lak'-tif-orm*) [*lac*, milk; *forma*, form]. Resembling milk.

lactifuge (*lak'-tif-ūj*) [*lac; fugare*, to drive away]. 1. Lessening the secretion of milk. 2. A drug or agent that causes a lessening in the secretion of milk.

lactigenous (*lak-tij'-en-us*) [*lac; γεννᾶν*, to produce]. Milk-producing.

lactigerous (*lak-tij'-er-us*). See *lactiferous.*

lactin (*lak'-tin*). See *lactose.*

lactinated (*lak'-tin-a-ted*). Containing lactose.

lactiphagous (*lak-tif'-ag-us*) [*lac*, milk; *φαγεῖν*, to eat]. Consuming milk.

lactipotous (*lak-tip'-o-tus*) [*lac*, milk; *potare*, to drink]. Milk-drinking.

lactis (*lak'-tis*) [*gen.* of *lac*, milk]. Pertaining to milk. 1. **redundantia,** an excessive flow of milk. 1. **retentio,** suppression of the flow of milk.

lactisugium (*lak-te-sū-je-um*). Breast-pump.

lactivorous (*lak-tiv'-or-us*) [*lac; vorare*, to devour]. Subsisting on milk.

lacto- (*lak-to-*) [*lac*, milk]. A prefix denoting relation to milk.

lactobacilline (*lak-to-bas'-il-ēn*). A preparation of lactic-acid bacilli used to cause lactic-acid fermentation, or to counteract intestinal putrefaction.

lactobacillus (*lak-to-bas-il'-us*) [*lac*, milk; dim. of *baculus*, a rod]. See Table of *Bacilli.*

lactobutyrometer (*lak-to-bū-tir-om'-et-er*) [*lac*, milk; *βούτυρον*, butter; *μέτρον*, measure]. An instrument used in estimating the proportion of butter in milk.

lactocele (*lak'-to-sēl*). See *galactocele.*

lactocholin (*lak-to-kol'-in*) [*lac*, milk; *χολή*, bile]. A substance obtained from an aqueous solution of cholin by prolonged heating.

lactochrome (*lak'-to-krōm*) [*lacto-; χρῶμα*, color], $C_6H_{18}NO_4$. An alkaloidal substance from milk.

lactocin (*lak'-to-sin*). A sedative and hypnotic obtained from the juice of *Lactuca virosa.* Dose 1–5 gr. (0.065–0.32 Gm.).

lactocrit (*lak'-to-krit*) [*lac*, milk; *κριτής*, a judge]. An apparatus for testing the quantity of fatty substance in a sample of milk.

lactodensimeter (*lak-to-den-sim'-et-er*) [*lac*, milk; *densus*, dense; *μέτρον*, measure]. A variety of lactometer.

lactoglobulin (*lak-to-glob'-ū-lin*) [*lacto-; globulin*]. One of the proteins of milk.

lactoglucose (*lak-to-gloo'-kōs*) [*lac*, milk; *γλυκύς*, sweet]. A saccharine substance, produced in the fermentation-fluid along with galactose. It is probably the same as glucose.

lactoglycose (*lak-to-gli'-kōs*) [*lacto-; γλυκύς*, sweet]. A dry powder prepared from Mellin's food and milk, free from starch, and with the casein mechanically broken up.

lactol (*lak'-tol*), $C_{10}H_7O.OC.CH(OH)CH_3$, beta-naphthol lactate, an intestinal antiseptic used as a substitute for benzonaphthol. It is decomposed in the intestine into lactic acid and naphthol. Dose 3½–8 gr. (0.25–0.5 Gm.). Syn., *lactonaphthol.*

lactola (*lak-to'-lah*). A factitious milk made from skimmed milk, sugar, and a slight percentage of cotton-seed oil.

lactolin (*lak'-to-lin*) [*lac*, milk; *oleum*, oil]. Evaporated or condensed milk.

lactometer (*lak-tom'-et-er*) [*lacto-; μέτρον*, a measure]. An instrument for determining the specific gravity of milk.

lactonaphthol (*lak-to-naf'-thol*). See *lactol.*

lactone (*lak'-tōn*), $C_{10}H_8O_4$. 1. An aromatic, colorless, inflammable fluid, obtained in the dry distillation of lactic acid. 2. Trade name of lactic acid bacilli tablets.

lactopeptin (*lak-to-pep'-tin*). The proprietary name for a mixture of pepsin, diastase, and pancreatin with lactic acid and hydrochloric acid.

lactophenin (*lak-to-fen'-in*) [*lacto-; φοῖνιξ*, purple red]. A derivative of phenetidin with lactic acid. It is a white powder used as an antipyretic and analgesic. Dose 8–15 gr. (0.5–1.0 Gm.).

lactophosphate (*lak-to-fos'-fāt*) [*lacto-; phosphate*]. A salt composed of a base united to lactic and phosphoric acid.

lactoprotein (*lak-to-pro'-te-in*) [*lacto-; protein*]. A protein said to exist in milk.

lactorrhea, lactorrhœa (*lak-tor-re'-ah*). Galactorrhea.

lactoscope (*lak'-to-skōp*) [*lacto-; σκοπεῖν*, to examine]. An instrument for estimating the proportions of water and fat-globules in milk.

lactose (*lak'-tōs*) [*lac*], $C_{12}H_{21}O_{11} + H_2O$. Milk-sugar (*saccharum lactis*, U. S. P.): a sugar found in the milk of mammals, and at times in the urine of nursing women. It forms white, hard, rhombic crystals, soluble in water, and has a sweetish taste. Its chief use is as a vehicle. Syn., *lactin.*

lactoserum (*lak-to-se'-rum*) [*lacto-; serum*, whey]. 1. The whey of milk. 2. The blood-serum of

an animal inoculated with the milk of another animal, whereby the serum is rendered capable of precipitating casein in the milk of the variety used in the inoculation.

lactosin (*lak'-to-sin*), $C_{36}H_{62}O_{31}$. A crystallizable polysaccharide.

lactosomatose (*lak-to-so'-mat-ōs*). A powder, consisting of the albuminous principles of milk combined with 5 % of tannic acid; used in gastrointestinal disorders. Dose 1–3 teaspoonfuls.

lactosuria (*lak-tōs-u'-re-ah*) [*lactose*; *οὖρον*, urine]. The presence of lactose in the urine.

lactotoxin (*lak-to-toks'-in*) [*lac*, milk; *τοξικόν*, poison]. A poisonous substance found in milk.

lactovegetarian (*lak-to-vej-e-ta'-re-an*). 1. Consisting of milk and vegetables. 2. One who lives on a diet of milk, eggs, and vegetables.

Lactuca (*lak-tū'-kah*) [L., "lettuce"]. A genus of composite-flowered herbs, the lettuces. *L. sativa* is the common garden lettuce. *L. virosa* is a European species, the source of lactucarium.

lactucarium (*lak-tū-ka'-re-um*). The concrete milky juice of *Lactuca virosa*. It contains a substance, *lactucin*, to which its properties are thought to be due, is sedative and anodyne, and has been used in cough and nervous irritability. **l., syrup of** (*syrupus lactucarii*, U. S. P.). Dose 2 dr. (8 Cc.). **l., tincture of** (*tinctura lactucarii*, U. S. P.). Dose 1 dr. (4 Cc.).

lactucerin (*lak-tū'-ser-in*) [*lactuca*, lettuce; *cera*, wax]. A crystalline substance existing in lactucarium *q. v.*

lactucerol (*lak-tū'-ser-ol*) [*lactuca*, lettuce; *oleum*, oil], $C_{28}H_{46}O_2$. A crystalline substance existing in lactucerin; it occurs in two isomeric forms.

lactucin (*lak-tu'-sin*) [*lactuca*, lettuce]. A crystallizable extractive of lettuce and of lactucarium

lactucism (*lak'-tū-sizm*). Poisoning from over dosage of hypnotic preparations from species of *Lactuca*. It is characterized by headache, dizziness, dilatation of the pupils, ataxic gait, and dyspnea.

lactucol (*lak'-tū-kol*) [*lactuca*, lettuce]. $C_{15}H_{26}O$. A substance crystallizing in needles, formed when lactucerin and potassium hydroxide are melted together.

lactumen (*lak-tū'-men*) [*lac*, milk: *pl.*, *lactumina*]. A synonym of *Porrigo larvalis*. Also, applied to that form of aphthæ in which the spots have a fanciful resemblance to clots of curd.

lactyl (*lak'-til*), C_3H_4O. A radical found in lactic acid. **l.-phenetidin.** See *lactophenin*. **l.-tropein**, $C_9H_{14}NO.CO.CH(OH).CH_3$ obtained from tropin by action of lactic acid or ethyl lactate. It is a cardiac tonic.

lacuna (*la-kū'-nah*) [*lacus*, a lake; *pl.*, *lacunæ*]. A little hollow space. A mucous or lymphatic follicle. **l., absorption.** See *Howship's lacunæ*. **l. amatorum**, the vertical groove in the center of the upper lip. **l., bone.** See *bone*. **l. of cementum**, spaces in the cement of the teeth analogous to those in bone. **l. cerebri**, the infundibulum of the brain. **l. of cornea**, spaces between the laminæ of the cornea. **l. Graafianæ**, Graafian follicles. **l., Haversian.** See *bone*. **l., Howship's.** See *Howship's l.* **l. intervillous** (of placenta), the spaces in the maternal portion of the placenta filled with blood, and in which the fetal villi hang. **l. labii superioris.** See *l. amatorum*. **l. laterales sinus superioris**, depressions along the groove of the superior longitudinal sinus. **l. magna**, the largest of the orifices of the glands of Littré, situated on the upper surface of the fossa navicularis. **l. Morgagni.** See *Morgagni's l.* **l. pharyngis**, a depression at the opening of the Eustachian tube in the pharynx. **l. of tongue**, the foramen cæcum. **l. of urethra**, follicular depressions in the mucous membrane of the urethra, most abundant along the floor, especially in the region of the bulb. Their mouths are directed forward.

lacunal (*la-kū'-nal*) [*lacuna*]. Pertaining to the lacunæ. **l. spaces**, the irregular fissures between the fasciculi of connective tissue, forming the beginnings of the lymphatic vessels.

lacunar (*la-kū'-nar*) [*lacuna*]. 1. Pertaining to the lacunæ, as *lacunar* tonsillitis. See *tonsillitis, lacunar*. 2. See *valve of Vieussens*.

lacunose (*la-kū'-nōs*) [*lacuna*]. The condition of having pits, depressions, or spaces.

lacunosity (*lak-ū-nos'-it-e*) [*lacuna*, a pit]. The condition of having pits, depressions, or spaces.

lacunosoreticulate (*la-kū-no-so-re-tik'-ū lāt*) [*lacuna; reticulum*, a network]. Both reticulate and lacunose.

lacunosorugose (*la-kū'-no-so-roo'-gōs*) [*lacuna*, pit, hollow; *ruga*, a wrinkle]. Deeply pitted or wrinkled, as the stone of a peach.

lacunula (*lak-ū'-nū-lah*) [dim of *lacuna*, a lake: *pl.*, *lacunulæ*]. A small or minute lacuna; an air-space, such as is seen in a gray hair when magnified.

lacus (*la'-kus*) [L., "lake"]. A small hollow or cavity in a tissue. **l. derivationis**, one of the venous spaces in the tentorium cerebelli communicating with the superior longitudinal and lateral sinuses. **l. lacrimalis**, the space at the inner canthus of the eye, near the punctum, in which the tears collect. **l. sanguineus**, the uteroplacental sinus. **l. seminalis**, the vault of the vagina after the deposition of semen therein.

ladanum (*lad'-an-um*). The concrete gummy and resinous juice of various species of *Cistus*, growing in the Mediterranean region; as *C. ladaniferus, C. cretcus, C. salvifolius, C. cyprius, C. ledon*, and *C. villosus*. It is a greenish-gray solid, of bitter taste, formerly in high esteem. It is used in making pastils for fumigation.

Ladendorff's test for blood (*lad'-en-dorf*) [August *Ladendorff*, German physician]. Treat the liquid with tincture of guaiacum and then with oil of eucalyptus; in the presence of blood the upper layer becomes violet and the lower layer blue.

Ladin's sign of pregnancy (*la'-din*). On the anterior surface of the body of the uterus in the median line, is a round elastic area which gives to the palpating finger a sensation of fluctuation. Found in uterine pregnancy, as early as the fifth week.

ladol (*la'-dol*). Trade name of a preparation said to be a hemostatic and uterine sedative.

ladrèrie (*lah-dra-re'*) [Fr.]. 1. See *measles*. 2. Leprosy. 3. A leprosarium.

lady's bed-straw. Cheese-rennet. The herb *Galium verum*, a refrigerant and diuretic. Dose, fld. ext. ʒ ss–j. **l.'s slipper.** See *cypripedium*.

Lady Webster's pills. Laxative pills of aloes and mastic.

læmoparalysis (*le-mo-par-al'-is-is*). See *lemoparalysis*.

Laennec's catarrh (*len-nek'*) [René Théophile Hyacinthe *Laennec*, French physician, 1781–1826]. A form of asthmatic bronchitis with scanty, viscous, "pearly" expectoration. See *L.'s perles*. **L.'s cirrhosis, L.'s disease**, alcoholic

cirrhosis of the liver; hobnail liver. **L.'s perles,** roundish, gelatinous masses forming the sputum in bronchial asthma. **L.'s rale,** a modified subcrepitant rale due to mucus in the bronchioles; it is heard in pulmonary emphysema. **L.'s thrombus,** a globular thrombus formed in the heart, especially when the heart is the seat of fatty degeneration.

lævo-, lævo- (*le'-vo*). For words so commencing, see *levo-, levo-*.

Lafayette mixture (*laf-a-et'*). A mixture employed in gonorrhea. It contains copaiba, cubeb, solution of potassium hydroxide, sweet spirit of niter, and is known also as the compound copaiba mixture.

Lafora's sign (*laj-for'ah*) [Rodriguez *Lafora*, Spanish physician]. Picking the nose is a very early diagnostic sign in cerebrospinal meningitis.

lagam-balsam (*lag'-am-bawl'-sam*). A variety of gurjun-balsam brought from Sumatra.

lagarous (*lag'-ar-us*) [λαγαρός, lax] Lax, loose, or soft.

lagena (*laj-e'-nah*) [λάγυνος, a flask, bottle; *pl., lagenæ*]. The flask-like extremity of the cochlea in certain vertebrates. The third upper extremity of the scala media

lageniform (*laj-en'-if-orm*) [*lagena*, a flask; *forma*, form]. Flask-shaped.

lagentomum (*laj-en'-to-mum*) [λαγώς, hare; ἐν, in; τομή, a cutting]. Hare-lip. Cf. *lagochilus*.

lagging (*lag'-ing*). Retarded movement of the chest on the affected side in pulmonary tuberculosis

lagnea, lagneia (*lag-ne'-ah, lag-ni'-ah*) [λαγνεία, coition, lust]. 1. Same as *satyriasis* or *nymphomania*. 2. Coitus. 3. The semen

lagnesis (*lag-ne'-sis*) [λάγνης, lewd]. Same as *satyriasis* or *nymphomania*. **l. furor,** unconquerable lust.

lagnosis (*lag-no'-sis*). Same as *lagnesis*.

lagocephalous (*lag-o-sef'-al-us*) [λάγως, hare; κεφαλή, head]. Having a head like a hare.

lagochilus, lagochilos (*lag-o-ki'-lus, lag-o-ki'-los*) [λαγώς, hare; χεῖλος, lip]. Hare-lip. Cf. *lagentomum*.

lagophthalmic (*lag-off-thal'-mik*) [λαγώς, hare; ὀφθαλμός, eye]. Pertaining to or affected with lagophthalmos.

lagophthalmos (*lag-of-thal'-mos*) [λαγώς, hare; ὀφθαλμός, eye. from the popular notion that a hare sleeps with open eyes]. A condition in which the eyes cannot be closed.

Lagoria's sign (*la-gor'-e-ah*). Relaxation of the extensor muscles in intracapsular fracture of the neck of the femur.

lagostoma (*lag-os'-to-mah*) [λαγώς, hare; στόμα, mouth]. See hare-lip. Cf. *lagochilus* and *agentomum*.

Lagrange's operation (*la-grahnj'*) [Felix *Lagrange*, French physician]. See under *operations*.

la grippe (*lah-grip'*). See *influenza*.

lag tooth. A delayed tooth. A name for the molar or wisdom tooth.

L. A. H. Abbreviation for Licentiate of the Apothecaries' Hall (of Dublin).

laibose (*la'-bōs*). Trade name of a food said to be composed of the solids of pure whole milk and the entire digestible substance of whole wheat, in a dry granular form.

laiose (*la'-ōs*). A body found by Leo in diabetic urine in certain cases and regarded by him as a sugar. Syn., *Leo's sugar*.

laity (*la'-it-e*) [λαός, the people]. The non-professional public.

lak-cit (*lak'-sit*). Trade name of a milk powder containing sodium citrate.

lake-colored, laky [Fr., *laque*, rose-colored, from Pers. *lāk*]. Applied to blood that is dark red and transparent from a solution of the hemoglobin in the serum.

lakmoid, lacmoid (*lak'-moid*) [*lac*, milk; εἶδος, like]. A delicate reagent in alkalimetry, made by acting on resorcin with sodium nitrate.

lalia (*lal'-e-ah*) [λαλία, talking]. Speech.

lallation (*lal-a'-shun*) [λάλος, prattle]. Any unintelligible stammering of speech, such as the prattling of a babe.

Lallemand-Trousseau's bodies (*lahl-mon(g)-troo-so'*) [Claude François *Lallemand*, French surgeon, 1790–1853; Armand *Trousseau*, French physician, 1801–1867]. Gelatinous masses found in the secretion of the seminal vesicles.

lalling (*lal'-ing*) [*lallare*, to babble]. Lallation; prattle; baby-talk

lalognosis (*lal-og-no'-sis*) [λαλεῖν, to babble; γνῶσις, knowledge]. Understanding of speech or prattle.

laloneurosis (*lal-o-nū-ro'-sis*) [λάλος, prattle; *neurosis*]. An impairment of speech arising from spasmodic action of the muscles It includes stammering and aphthongia.

lalopathy (*lal-op'-ath-e*) [λάλος, prattle; πάθος, disease]. Any disorder of speech.

lalophobia (*lal-o-fo'-be-ah*) [λάλος, prattle; φόβος, fear]. Stutter-spasm, leading to or complicated with a dislike of speaking.

laloplegia (*lal-o-ple'-je-ah*) [λάλος, talking; πληγή, a stroke]. Paralysis of speech, not due however, to paralysis of the tongue.

Lalouette's pyramid (*lal-oo-et'*) [Pierre *Lalouette*, French physician, 1711–1742]. A prolongation of the upper portion of the thyroid gland, generally to the left of the median line; it is not constant.

Lamarckism (*lam-ark'-izm*) [Jean Baptiste Pierre Antonie de *Lamarck*, French naturalist, 1744–1829]. The doctrine that evolution takes place through the inheritance of acquired characters.

lambda (*lam'-dah*) [λάμβδα, the Greek letter A or λ]. The angle of junction of the sagittal and lambdoid sutures.

lambdacism (*lam'-das-izm*) [λαμβδακισμός, a fault in pronunciation of the letter *lambda*]. 1. Difficulty in uttering the sound of the letter *l*. 2. Too frequent use of the *l* sound, or its substitution for the *r* sound.

lambdoid, lambdoidal (*lam'-doid, lam-doi'-dal*) [*lambda*; εἶδος, resemblance]. Resembling the Greek letter λ. **l. suture,** the suture between the occipital and the two parietal bones.

Lamblia intestinalis (*lam'-ble-ah in-tes-tin-a'-lis*). A flagellate protozoan parasite with a pear-shaped body, found in the intestine of man and various animals. Called also *Cercomonas intestinalis, Dimorphus muris* and *Megastoma entericum*.

lambliasis (*lam-bli'-as-is*). Infestation with Lamblia.

Lambotte's method (*lahm-bot'*) [Albin *Lambotte*, Belgian surgeon, 1856–1912]. Treatment of fractures of the long bones by means of a frame of steel fixed to the broken bone above and below the fracture.

lame (*lām*). Crippled; halting; limping.

lamel (*lam-el'*) [*lamella*, dim. of *lamina*, a plate]. A medicated disc, made with some soluble basis, it is used in the dosimetric application of drugs to the eye, etc.

lamella (*lam-el'-ah*) [dim. of *lamina*, a plate]. 1. Same as *lamel*. 2. A thin scale or plate. 3. A basement membrane. **l. of bone**, one of the concentric rings surrounding the Haversian canals. **l., concentric**, one of the plates of bone surrounding the Haversian canal. **l., intermediate**, one of the plates filling the spaces between the concentric layers of bone. **l., periosteal**, **l., peripheral**, a superficial lamella of bone lying under the periosteum. **l., triangular**, a fibrous layer connecting the choroid plexuses of the diacele. **l., vasculai**, the endochorion. **l., vitreous**, the lamina basalis of the choroid.

lamellar (*lam-el'-ar*). Having the nature of or resembling a thin plate; composed of lamellæ or thin plates. **l. cataract.** See *cataract lamellar*.

lameness (*lām'-nes*) [ME., *lame*]. Limping; weakness of a limb. **l., intermittent.** See *claudication, intermittent*.

lamina (*lam'-in-ah*) [L., "a plate or scale:" *pl.*, *laminæ*]. A thin plate or layer. **l. affixa**, the line of union of the hemisphere with the thalamus. **l. basalis**, a structureless membrane on the inner surface of the lamina capillaris: Bruch's membrane. **l. basilaris**, the decidua serotina. **l. choriocapillaris**, the inner layer of the choroid consisting of a capillary plexus. **l. cinerea**, the connecting layer of gray matter between the corpus callosum and the optic chiasm. **l., cribriform**, the cribriform plate of the ethmoid. **l. cribrosa**. 1. That portion of the choroid which is perforated for the passage of the optic nerve. 2. The fascia covering the saphenous opening. 3. The anterior or posterior perforated space of the brain. 4. The perforated plates of bone through which branches of the cochlear or auditory nerve pass. **l., dental**, an epithelial sheet formed by a flattening of the base of the dental band, from which the buds forming the enamel-organs of the teeth are given off. **l. denticulata**, a cartilaginous plate on the superior and external portion of the osseous spiral lamina. **l. elastica anterior.** See *Bowman's membrane*. **l. elastica posterior.** See *Descemet's membrane*. **l., external elastic**, the innermost layer of the adventitia, consisting of fibers of elastic tissue blending externally with the adventitia proper. **l. fusca**, the pigmentary tissue of the inner layer of the sclera, forming the outer layer of the perichoroid sinus. **l. lateralis processus pterygoidei**, the externa pterygoid plate. **l. medialis processus pterygoidei**, the internal pterygoid plate. **l., muscle.** See *myocomma*. **l., papyracea**, the os planum of the ethmoid. **l., periclaustral**, a layer of white matter between the claustrum and the cortex of the insula. **l. perpendicularis**, the vertical plate of the ethmoid or mesethmoid. **l. propria**, the middle or fibrous layer of the tympanic membrane. **l. quadrigemina**, the part of the midbrain from which the corpora quadrigemina and the brachia are developed. **l., reticular**, the hyaline membrane of the inner ear, extending between the conjoined head of Corti's rods and the supporting cells. **l. rostralis**, the thin continuation of the rostrum of the callosum into the lamina cinerea. **l. spiralis**, a thin plate in the ear, osseous in the inner part and membranous in the outer, which divides the spiral tube of the cochlea into the scala tympani and the scala vestibuli. **l. spiralis secundaria**, a short partition projecting from the cochlear wall in its lower part only. **l. suprachoroidea**, the delicate connective-tissue membrane uniting the choroid and sclerotic coats of the eye. **l. vasculosa chorioidea**, the layers of large vessels and of capillaries of the choroid considered as one. **l. velamentosa**, the organ of Corti. **l., vitreous**, a homogeneous membrane covering the inner surface of the choroid. Syn., *membrane of Bruch*.

laminage (*lahm-in-ahzy'*) [Fr.]. Flattening; the compression or flatwise crushing of the fetal head to facilitate delivery.

laminal, laminar (*lam'-in-al, lam'-in-ar*) [*lamina*, a layer]. Composed of laminæ; having the form of a lamina. **l. tissue**, a synonym of *connective tissue*.

laminar (*lam'-in-ar*). See *laminal*.

Laminaria (*lam-in-a'-re-ah*) [*lamina*]. 1. A genus of seaweeds of the order *Laminariaceæ*. 2. The stems of *L. cloustoni* or *L. digitata*. **l. tent**, a tent made of the stem of the laminaria plant formerly used for dilatation of the cervix uteri and other canals

laminated (*lam'-in-a-ted*). See *laminar*.

lamination (*lam-in-a'-shun*) [*lamina*]. 1. Arrangement in plates or layers. 2. An operation in embryotomy consisting in cutting the skull in slices.

lamine (*la'-mēn*) [*lamium*, the dead-nettle]. An alkaloid from *Lamium album*. The sulphate is used hypodermatically as a powerful hemostatic in uterine and other internal hemorrhages.

laminectomy (*lam-in-ek'-to-me*) [*lamina*; ἐκτομή, excision]. The operation of removing the posterior vertebral arches.

laminiform (*lam-in'-e-form*). See *laminar*.

laminitis (*lam-in-i'-tis*) [*lamina*, plate; ῖτις, inflammation]. Inflammation of the laminæ, particularly the laminæ of a horse's hoof; founder.

laminoids (*lam'-in-oidz*). Blaud's tablets, made in two layers—one of ferrous sulphate and one of sodium bicarbonate—united by pressure.

laminotomy (*lam-in-ot'-o-me*) [*lamina*; τόμη, a cutting]. Division of a lamina of a vertebra.

Lamium (*la'-me-um*) [L., "dead-nettle"] A genus of plants. *L. album*, is a species furnishing the alkaloid lamine.

lamnectomy (*lam-nek'-to-me*). See *laminectomy*.

Lamotte's drops (*lam-ot'*). Ethereal tincture of ferric chloride.

lampas (*lam'-pas*) [Fr., *lampas*, lampas]. A congestive swelling of the fleshy lining of the roof of the mouth, in the horse.

lampblack (*lamp'-blak*). A fine black substance almost pure carbon, made by burning coal-oils in an atmosphere deficient in oxygen, or by allowing a gas-flame to impinge on a cold surface.

Lamplough's pyretic saline (*lamp'-lo*). A proprietary laxative, containing citric acid, sodium bicarbonate and potassium bicarbonate.

lamprophonia, lamprophony (*lam-pro-fo'-ne-ah, lam-proff'-o-ne*) [λαμπρός, sounding; φωνή, voice]. A sonorous, ringing voice.

lamprophonic (*lam-pro-fon'-ik*). Clear voiced.

lampsis (*lamp'-sis*) [λάμψις, a shining]. Splendor, brilliancy.

Lamus (*la'-mus*). A genus of bugs of the family Reduviidæ. It is also known as *Schisotrypanum*. **L. megistus**, a species of lamus which carries the Trypanosoma cruzi, the cause of South American trypansomiasis.

lana (*lan'-ah*) [L.]. Wool.

lana kerol (*lan'-ah ke'-rol*). Trade name of a preparation said to be an oxidized diphenyl compound.

lanadeps (*lan'-ad-eps*) [*lana*, wool; *adeps*, lard]. Trade name of a purified lanolin.

lanain (*lan'-a-in*) [*lana*, wool]. Purified wool-fat.

Lancaster black-drop. Acetum opii; vinegar of opium.

lance (*lans*) [*lancea*, a lance or spear]. 1. A lancet. 2. To open, as with a lancet or bistoury. **l., Mauriceau's,** a lance-shaped knife for opening the fetal head in embryotomy.

Lancereaux's interstitial nephritis (*lan-ser-o'*) [Etienne *Lancereaux*, French physician, 1829–1910]. Interstitial nephritis due to rheumatism. **L.'s law,** marantic thromboses always occur at the points where there is the greatest tendency to stasis; that is, where the influence of the cardiac propulsion and of thoracic aspiration is least. **L.'s treatment** (in aneurysm of the aorta), consists in subcutaneous injections of serum gelatin.

lancet (*lan'-set*) [dim. of *lancea*, a lance]. A knife having a double-edged, lance-shaped blade, for incising tumors, abscesses, etc. **l., gum-,** a small lancet in which the cutting portion has a convex edge and is at right angles to the shaft; it is used for cutting the gums. **l., spring,** one in which the blade is thrust out by means of a spring controlled by a trigger. **l., thumb,** one with a double-edged, broad blade.

lancinate (*lan'-sin-āt*) [*lancinare*, to tear]. To lacerate, to pierce, or tear.

lancinating (*lan'-sin-a-ting*) [*lancinare*, to tear]. Tearing; shooting. **l. pains,** rending, tearing, or sharply cutting pains common in posterior spinal sclerosis.

Lancisi, nerves of (*lan-se'-ze*) [Giovanni Maria *Lancisi*, Italian physician, 1654–1720] The striæ longitudinales. The mesial longitudinal striæ situated on each side of the raphe of the corpus callosum. **L.'s sign,** very feeble heart-beats, amounting to a trembling of the heart, perceived by palpation in grave myocarditis.

Landau's color test for syphilis (*lan-do*). A modification of Wassermann's reaction. The reagent used is a 1% solution of iodine in carbon tetrachloride. **L.'s form of enteroptosis,** enteroptosis due to relaxation of the abdominal walls and pelvic floor.

Landerer's method (*lahn'-der-er*) [Albert Siegmund *Landerer*, German surgeon, 1854–1904]. Injections of cinnamic acid for the treatment of tuberculosis.

landmarks (*land'-marks*). Superficial marks (such as eminences, lines, and depressions) that serve as guides to, or indications of, deeper-seated parts.

Landolphi's or **Landolfi's paste** (*lahn-dol'-fe*) [Nicola *Landolphi*, Italian surgeon]. A caustic application composed of the chlorides of zinc, antimony, bromine and gold, which is used pure, or weakened by mixing with basilicon ointment in varying proportions. It should be spread on the surface with a spatula, or applied on charpie, and allowed to remain for 24 or 48 hours.

Landolt's bodies (*lan-dōlt'*) [Edmond *Landolt*, French oculist, 1846–]. Small, elongated, clavate bodies lying between the rods and cones and resting upon the outer nuclear layer of the retina.

Landolt's test for phenol. Treat the solution with bromine water; a white, crystalline precipitate of tribromphenol is produced.

Landou's sign (*lahn-doo'*). Inability to grasp the uterus bimanually, in the presence of slight ascites, denotes malignant disease of the uterus.

Landouzy's disease (*lahn-doo'-ze*) [Louis *Landouzy*, French physician, 1845–1917]. Weil's disease, *q. v.* **L.'s ischialgia,** neuralgia of the sciatic nerve, with atrophy of the muscles of all or part of the affected leg. **L.'s purpura,** a form of purpura with grave systemic symptoms.

Landouzy-Déjérine's type of progressive muscular atrophy (*lahn-doo'-ze-da-zyer-ēn'*) [Louis *Landouzy*, French physician, 1845–1917; Joseph Jules *Déjérine*, French neurologist, 1849–1917]. A form in which there is atrophy of the muscles of the face and of the scapulohumeral group.

Landry's disease, L.'s paralysis (*lahn'-dre*) [Jean Baptiste Octave *Landry*, French physician, 1826–1865]. A form of paralysis characterized by loss of motor power in the lower extremities, gradually extending to the upper extremities and to the centers of circulation and respiration without sensory manifestations, trophic changes, etc. Syn., *acute ascending paralysis.*

land-scurvy. Purpura hæmorrhagica. *q.v.*

Landsteiner's paternity test [Karl *Landsteiner*, Austrian physician, 1868–]. Four types of human blood are inherited—O, A, B, AB. If the blood of the child is the same as the man's, paternity is established See *typing*

Landzert's fossa (*lahn'-tsairt*). A fossa in the peritoneal cavity that is bounded behind by the parietal peritoneum covering the psoas, the renal vessels, the ureter, and a part of the left kidney, and below by the mesocolic fold. Syn., *paraduodenal fossa; recessus venosus.*

Lane's disease (*lān*) [Sir William Arbuthnot *Lane*, English surgeon, 1856–] Chronic intestinal stasis. **L.'s kinks.** Bends or twists of the intestine at certain parts due to the upright position of the body, and the descent of the cecum. **L.'s operation.** Short-circuiting the large intestine, for chronic obstruction, constipation or colitis; the lower end of the ileum is anastomosed with the rectum, ileosigmoidostomy.

lanesin, lanessin (*lan'-es-in*) [*lana*, wool]. A proprietary preparation of lanolin.

Lanfranc's collyrium. A stimulant application to ulcers, containing aloes and myrrh, each 5 parts; acetate of copper, 10 parts; trisulphide of arsenic, 15 parts; rose-water, 380 parts, and white wine, 1000 parts. See portrait, p. 708.

Lang's fixative and hardening fluid. Mercuric chloride, 5 parts; sodium chloride, 6 parts; acetic acid, 5 parts; water 100 parts.

Lang's reaction for taurin. A white combination appearing as a precipitate on boiling a solution of taurin with freshly precipitated mercuric oxide.

Lange's operation (*lahng'-eh*). For resection of the rectum with osteoplastic transplantation of the anal portion.

Lange's spaces (*lahng'-eh*). The rhomboidal meshes of the reticular layer of the skin.

Langenbeck's rhinoplasty (*lahn'-gen-bek*) [Bernhard Rudolph Konrad von *Langenbeck*, German surgeon, 1810–1878]. A modification of the Indian method in which the periosteum is included in the frontal flap. **L.'s triangle,** a triangle formed by lines drawn from the anterior superior spine of the ilium to the outer surface of the great trochanter and to the neck of the femur; a wound in this triangle probably involves the hip joint.

Langer's axillary arch (*lahng'-er*) [Carl Ritter von Edenberg von *Langer*, German anatomist, 1819–

1887]. The thickened border of fascia which forms a bridge across the bicipital groove.

Langerhans' bodies (*lahng'-er-hans*) [Ernst Robert *Langerhans*, German histologist, 1847–1888]. 1. Certain modified epithelial cells forming the simplest nerve endings. 2. See *cells, centro-acinar*. **L.'s granular layer,** the stratum granulosum; the layer of epidermal cells above the rete mucosum. **L., islets of,** little cellular masses in the interstitial connective tissue of the pancreas, supposed to be the site of origin of an internal secretion. **L.'s stellate corpuscles.** Terminations of nerve fibers which have been observed in the rete mucosum of the epidermis.

LANFRANC (D. 1315).

Langhans' cells (*lahng'-hans*) [Theodor *Langhans*, German pathologist, 1839–1915]. The polygonal epithelial cells, with distinct nuclei and cell-walls, constituting Langhans' layer. **L.'s giant-cell,** the giant-cell of a tuberculous granuloma. **L.'s layer,** the inner of the two layers of cells covering the chorion; it is derived from the ectoderm.

Langier's apparatus (*lon-je-a'*). An immovable splint for a limb, composed of strips of brown paper impregnated with starch-paste. **L.'s bandage,** a many tailed paper bandage.

language (*lang'-gwāj*) [*lingua*, the tongue]. The articulate sounds, signs, or symbols whereby thought is communicated. **l., center for.** See *aphasia*.

languor (*lang'-gwor*) [L., faintness]. Lassitude. Disinclination to take bodily exercise, or to exert oneself.

lanichol (*lan'-ik-ol*). A proprietary preparation of wool-fat.

lanigallol (*lan-e-gal'-ol*). A triacetate of pyrogallic acid.

laniol (*lan'-e-ol*). A proprietary wool-fat.

lannaiol (*lan-a-i'-ol*). An iodocresol proposed as a substitute for iodoform.

Lannelongue's tibia (*lan-e-long'*) [Odilon Marc *Lannelongue*, French surgeon, 1840–1911]. The deformed tibia of inherited syphilis.

Lannier-Hackerman area, a small space on the posterior wall of the esophagus on a level with the cricord cartilage; it is devoid or nearly devoid of muscle tissue, and is a common site for a diverticulum.

lanoform (*lan'-o-form*). An antiseptic preparation of lanolin and 1% of formaldehyde.

lanolin (*lan'-o-lin*) [*lana*, wool; *oleum*, oil]. A cholesterin fat (*adeps lanæ*, U. S. P.) obtained from sheep's wool, and used as a basis for ointments. **l.-milk,** a mixture of lanolin, 10 parts; borax, 1 part; rose-water, 100 parts, and medicated soap, 2.5 parts. **l. powder,** lanolin combined with zinc oxide, magnesium carbonate, and starch. **l., sulphurated,** thilanin.

lantanine (*lan'-tan-en*). An alkaloid from *Lantana braziliensis*. It is a white, bitter powder, used as an antipyretic instead of quinine in intermittent fever. Dose 15–30 gr. (1–2 Gm.) daily.

Lantermann's incisures (*lahn'-ter-mahn*). Partial or complete interruptions of the medullary sheath of a nerve-fiber existing at irregular intervals in an interannular segment. **L.'s segments,** the cylindrical or conical segments of the medullary sheath between Lantermann's incisures.

lanthanum (*lan'-than-um*) [λανθάνειν, to conceal; lanthanum was a substance concealed from the knowledge of chemists]. A rare metallic element; symbol La, atomic weight, 139. Little is known of its medicinal properties. See *elements, table of*.

lanthopine (*lan'-tho-pēn*) [λανθάνειν, to conceal], $C_{24}H_{25}NO_4$. A finely crystalline alkaloid of opium. It occurs in white crystals fusible at 200° C.

lanuginose, lanuginous (*lan-ū'-jin-ōs, lan-ū'-jin-us*) [*lanuginosus*, wooly]. In biology, wooly, downy, lanate, lanose, lanigerous.

lanugo (*lan-ū'-go*) [L., "down"]. 1. The down-like hair that appears upon the fetus at about the fifth month of gestation. 2. The downy growth that is often seen upon the face of women and girls.

lanulous (*lan'-ū-lus*). Covered with short hair.

lanum (*la'-num*). See *lanolin*.

L. A. O. Licentiate in Obstetric Science.

lapactic (*lap-ak'-tik*) [λαπάσσειν, to empty]. 1. An evacuant. 2. Any purgative substance.

lapara (*lap'-ar-ah*) [λαπάρα, the flank, loins]. 1. The loins; loosely, the abdomen. 2. Diarrhea.

laparacele (*lap'-ar-as-ēl*). See *laparocele*.

laparectomy (*lap-ar-ek'-to-me*). See *enterectomy*.

laparelytrotomy (*lap-ar-el-it-rot'-o-me*). Same as *laparo-elytrotomy*.

laparo- (*lap-ar-o-*) [λαπάρα, loins]. A prefix denoting, or pertaining to the abdomen; properly, referring to the loin or flank. See *celiotomy*.

laparocele (*lap'-ar-o-sēl*) [λαπάρα, loin; κηλή, tumor]. Lumbar or abdominal hernia.

laparocholecystotomy (*lap-ar-o-ko-les-is-tot'-o-me*) [λαπάρα, loin; χολή, bile; κύστις, bladder; τομή, cutting]. Laparotomy conjoined with cholecystotomy.

laparoclysis (*lap-ar-ok'-lis-is*) [λαπάρα, loin; κλύσις, a drenching]. An injection into the peritoneal cavity.

laparocolectomy (*lap-ar-o-ko-lek'-to-me*). Same as *colectomy*.

laparocolostomy (*lap-ar-o-ko-los'-to-me*) [*laparo-*; κόλον, colon; στόμα, mouth; τομή, a cutting].

Abdominal colostomy: the formation of a permanent opening into the colon by incision through the abdominal wall.

laparocolotomy (*lap-ar-o-ko-lot'-o-me*) [*laparo-; κόλον*, colon; *τομή*, a cutting]. Inguinal or abdominal colotomy.

laparocolpotomy (*lap-ar-o-kol-pot'-o-me*). See *laparo-elytrotomy*.

laparocystectomy (*lap-ar-o-sis-tek'-to-me*) [*laparo-; κύστις*, cyst; *ἐκτομή*, excision]. An operation performed in advanced extra-uterine pregnancy for removal of the fetus and the entire gestation-sac.

laparocystidotomy (*lap-ar-o-sist-id-ot'-o-me*). See *laparocystotomy*.

laparocystotomy (*lap-ar-o-sis-tot'-o-me*) [*laparo-; κύστις*, cyst; *τομή*, a cutting]. 1. Suprapubic cystotomy. 2. An operation in advanced extrauterine pregnancy for the removal of the fetus, the sac being allowed to remain.

laparocystovariohysterotomy (*lap-ar-o-sist-o-va-re-o-his-ter-ot'-o-me*). Combined ovariotomy and hysterotomy through an abdominal incision.

laparoelytrotomy (*lap-ar-o-el-it-rot'-o-me*) [*laparo-; ἔλυτρον*, sheath; *τομή*, a cutting]. An operation consisting in an incision over Poupart's ligament, dissecting up the peritoneum until the vagina is reached, incising the latter transversely, dilating the cervix, and extracting the child through the os uteri.

laparoenterostomy (*lap-ar-o-en-ter-os'-to-me*) [*laparo-; ἔντερον*, intestine; *στόμα*, mouth]. The formation of an artificial opening into the intestine through the abdominal wall.

laparoenterotomy (*lap-ar-o-en-ter-ot'-o-me*) [*laparo-; ἔντερον*, intestine; *τομή*, a cutting]. An opening of the intestine through an abdominal incision.

laparogastrostomy (*lap-ar-o-gas-tros'-to-me*) [*laparo-; γαστήρ*, stomach; *στόμα*, mouth]. The formation of a permanent gastric fistula through the abdominal wall.

laparogastrotomy (*lap-ar-o-gas-trot'-o-me*) [*laparo-; γαστήρ*, stomach; *τομή*, a cutting]. The opening of the stomach through an abdominal incision.

laparohepatotomy (*lap-ar-o-hep-at-ot'-o-me*) [*laparo-; ἧπαρ*, liver; *τομή*, a cutting]. Incision of the liver through the abdominal wall.

laparohysterectomy (*lap-ar-o-his-ter-ek'-to-me*) [*laparo-; ὑστέρα*, womb; *ἐκτομή*, a cutting out]. The removal of the uterus through an incision in the abdominal walls.

laparohystero-oophorectomy (*lap-ar-o-his-ter-o-o-of-or-ek'-to-me*) [*laparo-; ὑστέρα*, womb; *ὠοφόρος*, ovary; *ἐκτομή*, a cutting out]. Removal of the uterus and ovaries through an incision in the abdominal wall.

laparohysteropexy (*lap-ar-o-his'-ter-o-peks-e*) [*laparo-; ὑστέρα*, womb; *πῆξις*, a fixing in]. Ventrofixation.

laparohysterosalpingo-oophorectomy (*lap-ar-o-his-ter-o-sal-pin-go-o-of-or-ek'-to-me*) [*laparo-; ὑστέρα*, womb; *σάλπιγξ*, tube, *ὠοφόρος*, ovary; *ἐκτομή*, a cutting out]. Excision of the uterus, oviducts and ovaries by the abdominal route.

laparohysterotomy (*lap-ar-o-his-ter-ot'-o-me*) [*laparo-; ὑστέρα*, uterus; *τομή*, a cutting]. The operation of cutting into the uterus through an abdominal incision, as for the purpose of removing a fetus.

laparoileotomy (*lap-ar-o-il-e-ot'-o-me*) [*laparo-; ileum; τομή*, a cutting]. The operation of cutting into the ileum through an abdominal incision.

laparokelyphotomy (*lap-ar-o-kel-if-ot'-o-me*) [*laparo-; κέλυφος*, egg-shell; *τομή*, a cutting]. Same as *laparocystotomy*.

laparokolpotomy (*lap-ar-o-kol-pot'-o-me*). See *laparoelytrotomy*.

laparomyitis (*lap-ar-o-mi-i'-tis*) [*laparo-; μῦς*, muscle; *ιτις*, inflammation]. Inflammation of the muscular portion of the abdominal wall.

laparomyomectomy (*lap-ar-o-mi-o-mek'-to-me*) [*lap-aro-; μῦς*, muscle; *ἐκτομή*, a cutting out]. Removal of a myoma through an abdominal incision.

laparomyositis (*lap-ar-o-mi-o-si'-tis*) [*lapar-; μύς*, muscle; *ιτις*, inflammation]. Inflammation of the lateral muscles of the abdomen.

laparomyotomy (*lap-ar-o-mi-ot'-o-me*). See *laparomyomectomy*.

laparonephrectomy (*lap-ar-o-nef-rek'-to-me*) [*laparo-; νεφρός*, kidney; *ἐκτομή*, a cutting out]. Nephrectomy by an incision in the loins.

laparonephrotomy (*lap-ar-o-nef-rot'-o-me*) [*laparo-; νεφρός*, kidney; *τομή*, a cutting]. Nephrotomy through an incision in the loins.

laparorrhaphy (*lap-ar-or'-af-e*) [*laparo-; ῥαφή*, suture]. Suture of the abdominal wall.

laparosalpingectomy (*lap-ar-o-sal-pin-jek'-to-me*) [*laparo-; σάλπιγξ*, tube; *ἐκτομή*, a cutting out]. Removal of a Fallopian tube through an abdominal incision.

laparosalpingo-oophorectomy (*lap-ar-o-sal-ping-go-o-of-o-rek'-to-me*). The removal of the ovaries and oviducts by an incision through the abdomen

laparosalpingotomy (*lap-ar-o-sal-pin-got'-o-me*) [*laparo-; σάλπιγξ*, tube; *τομή*, a cutting]. 1. Cutting into an oviduct through an abdominal incision. 2. Laparosalpingectomy.

laparoscope (*lap'-ar-o-skōp*) [*laparo-; σκοπεῖν*, to examine]. An instrument for examining the abdomen.

laparoscopy (*lap-ar-os'-ko-pe*) [*laparo-; σκοπεῖν*, to examine]. Examination of the abdomen by instrumental means.

laparosplenectomy (*lap-ar-o-splen-ek'-to-me*) [*lap-aro-; σπλήν*, spleen; *ἐκτομή*, a cutting out]. Removal of the spleen through an abdominal incision.

laparosplenotomy (*lap-ar-o-splen-ot'-o-me*) [*lap-aro-; σπλήν*, spleen; *τομή*, a cutting]. Surgical entrance upon the spleen through the abdominal walls.

laparotome (*lap-ar-o-tōm*) [*laparo-; τομή*, a cutting]. A cutting-instrument used in laparotomy.

laparotomist (*lap-ar-ot'-o-mist*) [see *laparotomy*]. A surgeon who performs laparotomies.

laparotomize (*lap-ar-ot'-om-īz*). To make an incision in the abdominal wall; to perform laparotomy.

laparotomy (*lap-ar-ot'-o-me*) [*laparo-; τομή*, a cutting]. 1. An incision through the abdominal wall; celiotomy is the preferable term. 2. The operation of cutting into the abdominal cavity through the loin or flank.

laparotrachelotomy (*lap-ar-o-trak-el-ot'-om-e*) [*lap-aro-; trachelotomy*] A low, cervical, intraperitoneal form of Cesarean section.

laparotyphlotomy (*lap-ar-o-tif-lot'-o-me*). Synonym of *typhlotomy*.

laparo-uterotomy (*lap-ar-o-ū-ter-ot'-o-me*). Incision of uterus through abdomen; laparohysterotomy.

laparovaginal (*lap-ar-o-vaj'-in-al*) [*laparo-; vagina*, sheath]. Pertaining to the abdomen and the vagina.

laparozoster (*lap-ar-o-sos'-ter*). Zoster affecting the abdomen.

lapathin (*lap'-ath-in*). Chrysophanic acid.

lapaxis (*lap-aks'-is*) [λάπαξις, evacuation]. Evacuation.

lapilliform (*lap-il'-i-jorm*) [*lapillus*, a little stone; *forma*, form]. Presenting the appearance of little stones.

lapis (*la'-pis*) [L.]. A stone; an alchemic term applied to any nonvolatile substance. **l. divinus**, aluminated copper. **l. imperialis**, **l. lunaris**, silver nitrate. **l. infernalis**, silver nitrate. **l. lazuli**, a beautiful blue stone of complex composition, formerly employed as a purgative and emetic and in epilepsy. **l. mitigatus**, diluted silver nitrate.

lappa (*lap'-ah*) [L.]. The root of the common burdock, *Arctium lappa*, containing a bitter principle, a resin, and tannin. It is aperient, diuretic, and alterative, and has been employed in gout, scorbutus, syphilis, and various skin diseases. The dose of the *root* is 1–2 dr. (4–8 Cc.); in *infusion* or *tincture* 10 min.–1 dr. (0.65–4.0 Cc.). **l., fluidextract of** (*fluidextractum lappæ*, U. S. P.). Dose 30 min.–1 dr. (2–4 Cc.).

lapsus (*lap'-sus*) [*labi*, to fall]. A fall; ptosis. **l. palpebræ superioris**, ptosis of the eyelid. **l. pilorum**, alopecia. **l. unguium**, falling of the nails.

laquear (*lak'-we-ar*) [L., "a fretted ceiling," pl., *laquearia*]. **l. vaginæ**, the vaginal vault.

laqueus (*lak'-we-us*) [L., "a noose"]. 1. A noose-shaped bandage. 2. See *fillet* (2).

larbish (*lar'-bish*). A creeping eruption due to the presence of dipterous larvæ under the skin.

larch. See *larix*.

lard (*lardum*, lard]. The fat of the interior of the abdominal cavity of the hog, constituting *adeps* (U. S. P.). Lard is much used in pharmacy as a basis for ointments. See *adeps*.

lardacein (*lar-da'-se-in*) [*lard*]. An amyloid substance, formed in amyloid degeneration of various organs, particularly the liver, kidney, and spleen. It is a protein, but insoluble in the ordinary solvents, is not acted upon by the gastric juice, does not readily undergo putrefaction, and gives a mahogany-brown color with iodine and a blue color with iodine and sulphuric acid.

lardaceous (*lar-da'-se-us*) [*lard*]. Amyloid. **l. kidney.** See *Bright's disease*.

Lardennois' method (*lar-den-wah'*) [Henri *Lardennois*, French surgeon, 1872–]. Making an anastomosis between the intestine and the rectum by means of a button.

lardeous, lardiform (*lar'-de-us*, *-form*) [*lard; forma*, form]. Having a fatty appearance.

lardum, laridum (*lard'-um*, *lar'-id-um*) [L.]. Lard.

largin (*lar'-jin*). Silver protalbin, a compound containing 11% of silver. It is a grayish-white powder, readily soluble in water and glycerol. It is a bactericide, used in gastric ulcers and gonorrhea Dose 5–8 gr. (0.33–0.5 Gm.) in pill; in gonorrhea a 0.25 to 1.5% solution is employed.

laricin (*lar'-is-in*) [*larix*, larch]. Agaricin obtained from the larch agaric, *Polyporus officinalis*.

laricis cortex (*lar'-is-is kor'-teks*) [L.]. Bark of the larch tree.

larinoid (*lar'-in-oid*) [λαρινός, fat; εἶδος, like]. Lardaceous; as larinoid carcinoma.

larix (*lar'-iks*) [L.]. Larch. A genus of coniferous, deciduous trees. The cortex (*laricis cortex*, B. P.) is astringent and stimulant, and has been used in purpura, hemoptysis, bronchitis, and locally in skin diseases. Dose of the *tincture* 20–30 min. (1.3–2.0 Cc.).

larkspur (*lark'-spur*). The plant *Delphinium consolida*, the seeds of which are diuretic and emmenagogue. Dose of the *fluidextract* 1–10 min. (0.065–0.65 Cc.).

larosan (*lar'-o-san*). A compound of casein and calcium oxide.

Laroyenne's operation (*lah-roy-yen'*) [Lucien *Laroyenne*, French surgeon, 1876–]. Opening the cul-de-sac of Douglas in cases of pelvic suppuration.

Larrey's amputation (*lar'-e*) [Jean Dominique *Larrey*, French surgeon, 1766–1842]. Double-flap amputation at the shoulder-joint or hip-joint. **L.'s bandage**, a form of many tailed bandage, the edges being glued together. **L.'s ligation**, ligation of the femoral artery immediately below Poupart's ligament. **L.'s spaces**, spaces between the parts of the diaphragm attached to the sternum and those that are attached to the ribs.

larva (*lar'-vah*) [*larva*, a ghost: *pl.*, *larvæ*]. The young stage of such animals as undergo transformation. The form that insects take in emerging from the egg, commonly known as the caterpillar or "grub" stage. Also, applied to the immature form distinguishing many of the lower vertebrates before maturity.

larvaceous (*lar-va'-she-us*) [*larva*, a mask]. Covering the face like a mask

larval (*lar'-val*) [*larva*, a ghost]. 1. Pertaining to or existing in the condition of a larva 2. Same as larvaceous. **l. paludism.** See *dumb ague*. **l. pneumonia.** See *pneumonia*. **l. scarlatina**, a mild case of scarlet fever in which the rash is absent.

larvate (*lar'-vāt*) [*larvatus*, masked]. Concealed; masked; applied to diseases and conditions that are hidden by more obvious conditions, or by some peculiarity of their symptoms.

larvicide (*lar'-vis-id*) [*larva; cædere*, to kill]. Any agent destroying insect larvæ.

laryngalgia (*lar-in-gal'-je-ah*) [*larynx*; ἄλγος, pain]. Pain or neuralgia of the larynx.

laryngeal (*lar-in'-je-al*) [*larynx*]. Pertaining to the larynx. **l. crisis**, an acute laryngeal spasm occurring in the course of tabes dorsalis. **l. edema**, edema caused by infiltration of a fluid or semifluid into the submucous connective tissue of the larynx. **l. mirror**, a small circular mirror affixed to a long handle, used in laryngoscopy.

laryngectomy (*lar-in-jek'-to-me*) [*larynx*; ἐκτομή, a cutting out]. Extirpation of the larynx.

laryngemphraxis (*lar-in-jem-fraks'-is*) [*larynx*; ἔμφραξις, stoppage]. Closure or obstruction of the larynx.

laryngismal (*lar-in-jiz'-mal*). Relating to laryngismus.

laryngismus (*lar-in-jiz'-mus*) [*larynx*]. A spasm of the larynx. **l. stridulus**, a spasmodic affection of the larynx, characterized by sudden arrest of respiration, with increasing cyanosis, followed by long, loud, crowing inspirations. It is most common in rhachitic children, but may also occur as a symptom of laryngeal catarrh.

laryngitic (*lar-in-jit'-ik*). Pertaining to or caused by laryngitis.

laryngitis (*lar-in-ji'-tis*) [*larynx*; ιτις, inflammation]. Inflammation of the larynx. It may be acute or chronic, catarrhal, suppurative, croupous (diphtheritic), tuberculous, or syphilitic. Chronic catarrhal laryngitis is divided into a

hypertrophic and an atrophic stage. The symptoms of acute catarrhal laryngitis, the most common form, are hoarseness, pain, dryness of the throat, dysphagia, and cough. **l., dry,** a form characterized by heat and fatigue in the throat, persistent cough, and sometimes aphonia. Syn., *laryngitis sicca*.

laryngo- (*lar-in-go-*) [*larynx*]. A prefix denoting relation to the larynx.

laryngocatarrh (*lar-in-go-kat-ar'*). Catarrh of the larynx.

laryngocele (*lar-in'-go-sēl*) [*laryngo-; κήλη*, a tumor]. A saccular dilatation of the mucosa of the larynx between the hyoid bone and the cricoid cartilage.

laryngocentesis (*lar-in-go-sen-te'-sis*) [*laryngo-; κέντησις*, a puncture]. Puncture of the larynx.

laryngocrisis (*lar-in-go-kri'-sis*). The paroxysmal laryngeal cramp occurring in tabes dorsalis.

laryngofissure (*lar-in-go-fish'-ur*) [*laryngo-; findere*, to cleave]. 1. Division of the larynx for the removal of tumors or foreign bodies. 2. The aperture made in the operation of laryngofissure.

laryngograph (*lar-in'-go-graf*) [*laryngo-; γράφειν*, to write]. An instrument for recording laryngeal movements.

laryngography (*lar-in-gog'-ra-fe*) [*laryngo-; γράφειν*, to write]. A description of the larynx.

laryngologic, laryngological (*lar-in-go-loj'-ik, lar-in-go-loj'-ik-al*) [*laryngo-; λόγος*, science]. Pertaining to laryngology.

laryngologist (*lar-in-gol'-o-jist*). One versed in laryngology.

laryngology (*lar-in-gol'-o-je*) [*laryngo-; λόγος*, science]. The science of the anatomy, physiology, and diseases of the larynx.

laryngometry (*lar-in-gom'-et-re*) [*laryngo-; μέτρον*, measure]. The systematic measurement of the larynx.

laryngonecrosis (*lar-in-go-ne-kro'-sis*) [*laryngo-; νέκρωσις*, death]. Necrosis of any portion of the larynx.

laryngoparalysis (*lar-in-go-par-al'-is-is*) [*laryngo-; παράλυσις*, palsy]. Paralysis of the laryngeal muscles.

laryngopathy (*lar-in-gop'-ath-e*) [*laryngo-; πάθος*, suffering]. Any disease of the larynx.

laryngophantom (*lar-in-go-fan'-tom*) [*laryngo-; φάντασμα*, an apparition]. An artificial larynx designed for illustrative purposes.

laryngopharyngeal (*lar-in-go-far-in'-je-al*). Pertaining conjointly to the larynx and pharynx.

laryngopharyngeus (*lar-in-go-far-in'-je-us*). The inferior constrictor of the pharynx.

laryngopharyngitis (*lar-in-go-far-in-ji'-tis*). 1. Inflammation of the laryngopharynx. 2. Inflammation of the larynx and the pharynx.

laryngopharynx (*lar-in-go-far'-inks*) [*laryngo-; φάρυγξ*, pharynx]. The inferior portion of the pharynx. It extends from the greater cornua of the hyoid bone to the inferior border of the cricoid cartilage.

laryngophony (*lar-in-gof'-o-ne*) [*laryngo-; φωνή*, voice]. The sound of the voice observed in auscultation of the larynx.

laryngophthisis (*lar-in-go-ti'-sis*) [*laryngo-; φθίσις*, wasting]. Laryngeal tuberculosis.

laryngoplasty (*lar-in'-go-plas-te*) [*laryngo-; πλάσσειν*, to shape]. Plastic operation upon the larynx.

laryngoplegia (*lar-in-go-ple'-je-ah*) [*laryngo-; πλήγή*, stroke]. Paralysis of one or more muscles of the larynx.

laryngorhinology (*lar-in-go-ri-nol'-o-je*). Combined laryngology and rhinology.

laryngorrhagia (*lar-in-gor-a'-je-ah*) [*laryngo-; ῥηγνύναι*, to burst forth]. Hemorrhage from the larynx.

laryngorrhea, laryngorrhœa (*lar-in-gor-e'-ah*) [*laryngo-; ῥοία*, a flow]. Excessive secretion of the laryngeal mucosa, especially on attempting to use the organ.

laryngoscleroma (*lar-in-go-skle-ro'-mah*) [*laryngo-; σκλήρωμα*, an induration]. Scleroma affecting the larynx.

laryngoscope (*lar-in'-go-skōp*) [*laryngo-; σκοπεῖν*, to examine]. A mirror attached to a long handle for examining the interior of the larynx.

laryngoscopic (*lar-in-go-skop'-ik*). Pertaining to laryngoscopy.

laryngoscopist (*lar-in-gos'-ko-pist*) [see *laryngoscope*]. An expert in laryngoscopy.

laryngoscopy (*lar-in-gos'-ko-pe*) [see *laryngoscope*]. Examination of the interior of the larynx by means of the laryngoscope.

laryngospasm (*lar-in'-go-spasm*) [*laryngo-; σπασμός*, spasm]. Spasmodic closure of the glottis.

laryngostasis (*lar-in-gos'-tas-is*) [*laryngo-; στάσις*, stagnation]. Synonym of *croup*.

laryngostenosis (*lar-in-go-sten-o'-sis*) [*laryngo-; στένωσις*, contraction]. Contraction or stricture of the larynx.

laryngostomy (*lar-in-gos'-to-me*) [*laryngo-; στόμα*, mouth]. The establishing of a permanent opening into the larynx through the neck and trachea.

laryngostroboscope (*lar-in-go-stro'-bo-skōp*) [*laryngo-; στρόβος*, a twisting; *σκοπεῖν*, to examine]. A laryngoscope combined with an adjustable intermittent source of illumination, used in the observation of the vocal bands.

laryngostroboscopy (*lar-in-go-stro-bos'-ko-pe*). The inspection of the vibration of the vocal chords by means of a laryngostroboscope.

laryngosyrinx (*lar-in-go-si'-rinks*) [*laryngo-; σῦριγξ*, pipe. *pl.*, *laryngosyringes*]. A laryngeal tube.

laryngotome (*lar-in'-go-tōm*) [*laryngo-; τομή*, a cutting]. A cutting-instrument used in laryngotomy.

laryngotomy (*lar-in-got'-o-me*) [*laryngo-; τέμνειν*, to cut]. The operation of incising the larynx. **l., complete,** incision of the larynx through its whole length. **l., median,** incision of the larynx through the thyroid cartilage. **l., subhyoid, l., superior, l., thyrohyoid,** incision of the larynx through the thyrohyoid membrane.

laryngotracheal (*lar-in-go-tra'-ke-al*) [*laryngo-; τραχεῖα*, the windpipe]. Pertaining conjointly to the larynx and the trachea.

laryngotracheitis (*lar-in-go-tra-ke-i'-tis*) [*laryngo-; trachea; ιτις*, inflammation]. Inflammation of the larynx and the trachea.

laryngotracheoscopy (*lar-in-go-tra-ke-os'-ko-pe*) [*laryngo-; tracheoscopy*]. Tracheoscopy, *q. v.*

laryngotracheotomy (*lar-in-go-tra-ke-ot'-o-me*) [*laryngo-; trachea; τομή*, a cutting]. Tracheotomy in which the cricoid cartilage and one or more of the upper rings of the trachea are divided.

laryngotyphoid, laryngotyphus (*lar-in-go-ti'-foid, lar-in-go-ti'-fus*). Typhoid fever associated with marked laryngeal complications.

laryngoxerosis (*lar-in-go-zer-o'-sis*) [*laryngo-; xerosis*]. Dryness of the larynx.

laryngydrops (*lar-in'-jid-rops*) [*laryngo-; ὕδρωψ*, dropsy]. Laryngeal edema.

larynx (*lar'-inks*) [λάρυγξ, larynx]. The organ of the voice, situated between the trachea and the base of the tongue. It consists of a series of cartilages—the thyroid, the cricoid, and the epiglottis—and three pairs of cartilages—the arytenoids and those of Santorini and of Wrisberg—which are lined by mucous membrane and are moved by the muscles of the larynx. The mucous membrane is, on each side, thrown into two transverse folds that constitute the vocal bands, the upper being the false, the lower the true, vocal band. By the approximation or separation of the vocal bands the changes in the pitch of the voice are produced. The space between the vocal bands is termed the glottis.



VOCAL CORDS.

lascivia (*las-iv'-e-ah*). Satyriasis, nymphomania.

lascivious (*las-iv'-e-us*) [*lascivia*, wantonness]. Libidinous. Wanton. Having an unlawful desire.

Lasègue's law (*las-ăg'*) [Ernest Charles *Lasègue*, French physician, 1816–1883]. Superficial lesions or simple functional troubles of an organ increase the reflexes, while more or less pronounced organic lesions suppress them. **L.'s sign.** 1. Incapacity of the anesthetic hysterical individual to move the extremity which he is prevented from seeing. 2. To differentiate sciatica from hip-joint disease: in the case of the former, flexion of the thigh upon the hip is painless or easily accomplished when the knee is bent. **L.'s type of mania of persecution,** typical paranoia.

lash [LG., *lasche*, a flap]. 1. An eyelash. 2. A flagellum.

Lassar's paste (*las'-ar*) [Oscar *Lassar*, German dermatologist, 1849–1908]. A paste used in the treatment of erythema intertrigo, consisting of salicylic acid 30 gr.; zinc oxide and powdered starch, each, 6 dr.; vaselin, 2 oz.

lassitude (*las'-it-ūd*) [*lassus*, tired]. A state of exhaustion or weakness, arising from causes other than fatigue.

lata, latah (*lah'-tah*) [Jav.]. A hysterical neurosis prevalent in Java, and nearly identical with the disorder of the jumpers in Maine and Canada, and with the miryachit of Siberia.

latency (*la'-tens-e*) [*latere*, to be hid]. The condition of being latent or concealed.

latent (*la'-tent*) [*latere*, to be hid]. Concealed; not manifest; potential. **l. heat,** that which apparently disappears when a liquid is vaporized or a solid melted. **l. period.** 1. The time required for the incubation of a disease. 2. In physiology the time intervening between the application of a stimulus and the appearance of the resulting phenomenon. **l. zone,** that part of the cerebral cortex in which a lesion produces no recognized symptoms.

laterad (*lat'-er-ad*) [*latus*, the side; *ad*, toward]. Toward the lateral aspect.

lateral (*lat'-er-al*) [*latus*]. 1. At, belonging to, or pertaining to the side; situated on either side of the median vertical plane. 2. Referring to structures further away from the median plane than those designated *medial*. **l. chain.** See *receptor*. **l.-chain theory of Ehrlich,** this theory presupposes that the stimulating substances introduced into the circulation have the power of combining with certain groups of molecules in the protoplasm of certain cells, which combination is succeeded by a regeneration of the lateral chains. When more of the combining substance is injected and the combining lateral chains again consumed, another still more copious regeneration occurs, and so on until the particular lateral chains are present in great excess and pass out of the cells into the blood, where they are known as antitoxin. See *immunity, theory of, Ehrlich's side-chain.* **l. column,** that column of the spinal cord between the anterior and posterior horns. **l. operation,** that form of lithotomy in which the opening is made on the right or the left side of the perineum. **l. sclerosis, amyotrophic,** a disease of the lateral columns and anterior gray matter of the cord. It is characterized by motor weakness and a spastic condition of the limbs, associated with atrophy of the muscles and final involvement of the nuclei in the medulla oblongata. **l. sclerosis, primary,** a sclerotic disease of the crossed pyramidal tracts of the cord, characterized by paralysis of the limbs, with rigidity, increased tendon-reflexes, and absence of sensory and nutritive disorders. A peculiar characteristic jerking gait is produced, and clonus of the lower limbs may be readily excited. **l. sinuses,** the two veins of the dura mater situated in the attached margin of the tentorium cerebelli. **l. ventricles.** See *ventricles, lateral.*

lateralization (*lat-er-al-iz-a'-shun*) [*lateralis*, lateral]. The localization of a disease upon one or the other side of the body.

lateralized (*lat'-er-al-īzd*) [*lateralis*, lateral]. Localized on one side; directed to one side.

lateren (*lat'-er-en*) [*latus*, side]. Belonging to the lateral aspect in itself.

latericumbent (*lat-er-ik-um'-bent*) [*latus*, side; *cumbere*, to lie]. Lying on the side.

lateriflection, lateriflexion (*lat-er-if-lek'-shun*). See *lateroflection.*

laterigrade (*lat'-er-ig-rād*) [*latus*, side; *gradus*, step]. Progressing sideways.

lateritious, latericeous (*lat-er-ish'-us*) [*later*, a brick]. Resembling brick-dust, as the *lateritious* sediment of the urine.

lateriversion (*lat-er-if-er'-shun*). See *lateroversion.*

latero- [*latus*, side]. A prefix signifying to one side; lateral.

lateroabdominal (*lat-er-o-ab-dom'-in-al*) [*latero-; abdominalis*, pertaining to the abdomen]. Pertaining both to the side and to the abdomen. **l. posture,** Sims' posture.

laterocervical (*lat-er-o-ser'-vik-al*) [*latero-; cervix*, the neck]. At or about the side of the neck.

laterodeviation (*lat-er-o-de-ve-a'-shun*) [*latero-; deviare*, to deviate]. Slight displacement or deviation to one side.

lateroduction (*lat-er-o-duk'-shun*) [*latero-; ducere*, to lead]. Lateral movement of the eye.

lateroflexion (*lat-er-o-flek'-shun*) [*latero-; flectere*, to bend]. Flexion or bending to one side.

lateromarginal (*lat-er-o-mar'-jin-al*) [*latero-; margo*, edge]. Placed on the lateral edge.

lateronuchal (*lat-er-o-nū'-kal*) [*latero-; nucha*, nape]. Situated at the side of the nape of the neck.

lateroposition (*lat-er-o-po-zish'-un*) [*latero-; ponere*, to place]. Displacement to one side

lateropulsion (*lat-er-o-pul'-shun*) [*latero-; pellere*, to drive]. An involuntary motion to one side.

laterotorsion (*lat-er-o-tor'-shun*) [*latero-; torquere*, to turn]. A twisting to one side.

lateroversion (*lat-er-o-ver'-shun*) [*latero-; vertere*, to turn]. A turning to one side, as *lateroversion* of the uterus.

latex (*la'-teks*) [L., liquid: *pl.*, *latices*]. The sap or the juice of the tubes or vessels of plants. **l.-cells**, cells giving rise to latex or milky juice.

Latham's circle (*la'-tham*) [Peter Mere *Latham*, English physician, 1789–1875]. A point midway between the left nipple and the lower end of the sternum is made the center of a circle two inches in diameter; this circle corresponds to the area of pericardial dulness.

lathyrin (*lath'-ir-in*) [λάθυρις, pulse]. A bitter extractive of lathyrus.

lathyrism (*lath'-ir-izm*) [λάθυρος, a kind of pulse]. An affection produced by the use of meal from varieties of vetches, chiefly *Lathyrus sativus* and *L. cicera*. It is a form of spastic paraplegia with tremor, involving chiefly the legs. Syn., *lupinosis*.

latibulum (*la-tib'-ū-lum*) [*latere*, to lie hid]. A lurking-place for disease, infection, or poison.

latissimus (*lat-is'-im-us*) [superl. of *latus*, wide]. An adjective signifying widest. **l. colli**, the *platysma myoides*; see under *muscle*. **l. dorsi**. See under *muscle*.

latrine (*lat-rēn'*) [Fr.]. A water-closet or privy, especially one in trough form and capable of accommodating several persons at the same time.

latrol (*lat'-rol*). An iodoform substitute, formed by the action of iodine on one of the anilines.

Latta's serum (*lat'-ah*). A serum containing sodium carbonate 1, sodium chloride 2, and water 2 parts; it contains no organic matter.

lattice-work of the thalamus. The formatio reticularis, *q. v.*

latus (*la'-tus*) [L., genitive, *lateris*; plural, *latera*]. Side, flank.

latus (*la'-tus*) [L.]. Broad.

laudable (*law'-da-bl*) [*laudare*, praise]. Praiseworthy. **l. pus**. See *pus, laudable*.

laudanine (*lawd'-an-en*) [*laudanum*], $C_{20}H_{25}NO_4$. One of the alkaloids of opium.

laudanon (*law'-dan-on*). A combination of various alkaloids of opium. It contains morphine, codeine, papaverine, thebaine, narceine and narcotine.

laudanosine (*law-dan'-o-sēn*) [λάδανον, a gum], $C_{21}H_{27}NO_4$. A crystallizable alkaloid of opium.

laudanum (*lawd'-an-um*) [Pers., *lādan*, a shrub]. Tincture of opium. **l., Sydenham's**, wine of opium.

laugh (*lahf*). 1. To make an audible expression of mirth. 2. The audible expression of mirth. **l., canine, l., sardonic**. Synonyms of *risus sardonicus, q. v.*

laughing, laughter (*lahf'-ing, lahf'-ter*) [AS., *hlehhan*, to laugh]. A succession of rhythmic, spasmodic expirations with open glottis and vibration of the vocal bands, and expressing mirth. **l.-gas**, nitrous oxide or nitrogen monoxide. See *nitrous oxide* under *anesthetic, general*.

Laugier's hernia (*lo-zje-a'*) [Stanislas *Laugier*, French surgeon, 1799–1872]. Femoral hernia through a gap in Gimbernat's ligament. **L.'s sign**, in fracture of the lower third of the radius the two styloid processes are on the same level.

Laumonier's ganglion (*lo-mon-e-a'*) [Jean Baptiste *Laumonier*, French surgeon, 1749–1818]. The carotid ganglion.

Laurer's nucleus (*low'-rah*). See *Deiters' nucleus*.

laurel (*law'-rel*). See *cherry-laurel* and *laurus*. **l.-water**, a medicinal water distilled from leaves of the cherry-laurel. See *cherry-laurel*.

laureol (*law'-re-ol*). The proprietary name for a mixture of cocoanut-oil and palm-oil.

laurocerasus (*law-ro-ser'-as-us*). See *cherry-laurel*.

laurotetanine (*law-ro-tet'-an-en*), $C_{19}H_{23}NO_4$. An alkaloid from the bark of *Litsea citrata* and a number of other plants of the order *Laurineæ*. It is said to be a powerful poison, acting like strychnine on the spinal cord.

laurus (*law'-rus*) [L.]. A tree of the *Laurineæ*. *L. nobilis*, the true laurel, is indigenous in the south of Europe. Its fragrant oils (one essential, from the leaves, and the other fixed, from the berries) are chiefly used in liniments.

Lauth's canal (*lout*) [Ernst Alexander *Lauth*, German physiologist, 1803–1837]. See *Schlemm's canal*. **L.'s ligament**, the transverse ligament of the atlas.

lautissimus (*law-tis'-im-us*) [*lautus*, washed]. Most thoroughly purified or rectified.

lavage (*lav-ahzj*) [Fr.]. The irrigation or washing out of an organ, such as the stomach, the bowel, etc. **l. of the blood**, washing toxic products from the blood-stream by intravenous injection of artificial serum in large doses.

lavamentum (*lav-am-en'-tum*) [*lavare*, to wash]. An injection.

lavandula (*lav-an'-dū-lah*). See *lavender*.

lavation (*lav-a'-shun*) [*lavare*, to wash]. Lavage.

lave (*lāv*) [*lavare*, to wash]. To wash, bathe.

lavement (*lāv'-ment*) [*lavare*, to wash]. 1. A wash; the act of washing. 2. A clyster or enema.

lavender (*lav'-en-der*) [*lavanda*, a washing]. The flowers of *Lavandula vera*, a plant of the order *Labiatæ*. The active principle is a volatile oil **l. flowers, oil of** (*oleum lavandulæ florum*, U. S. P.), used in the preparation of the spirit. **l., spirit of** (*spiritus lavandulæ*, U. S. P.). Dose 30 min–1 dr. (2–4 Cc.). **l., tincture of, compound** (*tinctura lavandulæ composita*, U. S. P.). Dose 30 min.–1 dr. (2–4 Cc.). Both the spirit and tincture are stimulant and carminative.

lavandera's ankle (*lav-an'-der-ah*) [Sp. *lavandera*, a laundress]. A proliferative bursitis found in the ankle over the external malleolus in washerwomen in Manila who do their washing in the rivers.

Lavdovsky's nucleoid (*lof-dof'-ske*). The attraction sphere.

Laveran's crescent (*lav-er-an'*) [Charles Louis Alphonse *Laveran*, French physician, 1845–1922]. The sickle-shaped plasmodium found in the estivoautumnal form of intermittent fever. **L.'s plasmodium**, the hematozoon of malaria; see *plasmodium malariæ*.

Laverania danilefsky (*lav-er-a'-ne-ah dan-e-lef'-ske*). Hemoproteus. **L. malariæ**, plasmodium malariæ.

lavipedium (*lav-ip-e'-de-um*) [*lavare*, to wash; *pes*, foot]. A foot-bath; a pediluvium.

law (*law*) [AS., *lagu*, a law]. A general rule; a constant mode of action of forces or phenomena. A rule of action prescribed by authority. **l., Aran's, Bastian's, etc.** See under the proper names. **l. of definite proportions**, when two or more chemical substances unite to form a compound, they do so in a fixed and constant proportion. **l. of intestine**, contraction of one part

of the intestine is followed by relaxation in the part below. **l. of multiple proportions,** two substances uniting to form a series of chemical compounds do so in proportions that are simple multiples of one another or of one common proportion. **l. of reciprocal proportions,** two elements combining with a third do so in proportions that are simple multiples or simple fractions of those in which they combine with each other. **l. of refraction,** rays of light entering a denser medium are deflected toward a perpendicular drawn through the point of incidence and those entering a rarer medium are deflected away from the same perpendicular.

awn-tennis arm. Displacement of the tendon, or body (or both) of the pronator radii teres. Common in lawn-tennis players.

l.-t. knee, an affection occurring in tennis players, probably due to a contusion or laceration of the internal semilunar cartilage.

l.-t. leg, tendinous, fascial, or muscular rupture in the calf or sura.

lax (*laks*) [*laxus*, loose]. Loose; not tense.

laxans (*laks'-anz*). Trade name of a preparation of phenolphthalein.

laxaphen (*laks'-af-en*). Trade name of a cathartic containing phenolphthalein and salicylic acid.

laxarthrus (*laks-ar'-thrus*) [*laxus*, loose; *ἄρθρον*, joint]. Luxation of a joint.

laxatin (*laks'-at-in*). Trade name of a preparation of phenolphthalein.

laxative (*laks'-a-tiv*) [*laxare*, to loosen]. 1. Aperient; mildly cathartic. 2. An agent that loosens the bowels; a mild purgative.

laxatol (*laks'-at-ol*). Trade name of a preparation of phenolphthalein.

laxator (*laks-a'-tor*) [*laxare*]. That which loosens or relaxes. A name applied to various muscles.

l. tympani. See under *muscle*.

laxiconfect (*laks-e-kon'-fekt*). Trade name of a preparation of phenolphthalein.

laxiquinine (*laks-e-kwin'-ēn*). A proprietary remedy said to be quinine combined with laxatives.

laxitas (*laks'-it-as*) [L., looseness]. **l. alvi,** diarrhea.

l. gingivarum, spongy gums.

l. intestinorum, diarrhea.

l. ventriculi, atony of the stomach.

laxity (*laks'-it-e*) [*laxitas*, looseness]. Lack or loss of tone or tension; a relaxed, loose, or spongy state of a tissue.

laxol (*laks'-ol*). Castor-oil combined with saccharin and oil of peppermint.

laxophen. Same as laxaphen.

layer (*la'-er*) [ME., *leyer*]. A mass of uniform, or nearly uniform, thickness, spread over a considerable area.

l., bacillar, l., bacillary, the layer of rods and cones of the retina.

l., cellular, the endothelial layer of the blood-vessels and lymph-vessels, composed of flattened nucleated cells.

l., cortical, the cerebral cortex.

l., cuticular, a striated, hyaline, refractive layer at the free end of a columnar cell.

l., ganglionic, a layer of angular cells of the cerebral cortex, best developed in the motor area.

l., horny, the superficial layer of the skin.

l., large pyramid-cell, the third layer of the cerebral cortex, composed of pyramidal cells larger than those of the small pyramid-cell layer, increasing in size from above downward and attaining a diameter of 40 *μ*.

l., molecular, the outermost layer of the cerebral cortex, made up of neuroglia, a few small ganglion-cells, and a reticulum of medullated and nonmedullated nerve-fibers.

l., oophorous, the outer portion of the ovary, in which the ovules are formed.

l., osteoblastic, l., osteogenetic, the lower layer of periosteum, connected with the formation of bone.

l. of rods and cones. See *l. bacillar*.

l., serous, the inner layer of the pericardium.

l., small-pyramid-cell, the second layer of the cerebral cortex, made up of small pyramidal cells, with a diameter of about 10 *μ*.

l., Waldeyer's, internal or vascular layer of the ovary.

layette (*lay-et'*) [Fr.]. The full outfit of garments, bedding, etc., for a new-born child.

layman (*la'-man*) [*λαός*, the people]. A member of the laity; a person not a physician or not professionally educated.

lazar (*laz'-ar*) [*Lazarus*, a biblical name]. An old name for a leper, or for any person having a repulsive disease.

lazaretto (*laz-ar-et'-o*) [Ital., "a pest-house," from *lazar*, a leper]. A quarantine establishment; a pest-house; also, a place for fumigation and disinfection.

lb. Abbreviation for Latin *libra*, a pound.

L. D. Abbreviation for *perception of light difference*.

L. D. A. Abbreviation for left dorsoanterior position of the fetus.

L. D. P. Abbreviation for left dorsoposterior position of the fetus.

L. D. S. Abbreviation of Licentiate of Dental Surgery.

L. E. Abbreviation for left eye.

leaching (*le'-ching*). The process of causing water or any fluid to percolate through some substance.

lead (*led*) [AS.]. See *plumbum*.

l., black-, graphite.

l.-colic. See *colic, lead-*.

l.-encephalopathy, the cerebral manifestations of chronic lead-poisoning. They consist of epilepsy, acute delirium, and hallucinations, and may terminate in insanity.

l.-line, the line of discoloration on the gums in cases of chronic lead-poisoning. Syn., *blue line*.

l.-pipe contraction, the condition of the limbs in the cataleptic state, in which they maintain any position that is given them.

l. plaster, an adhesive plaster containing lead oxide.

l.-poisoning, a form of poisoning due to the introduction of lead into the system. The symptoms are disturbed nutrition, anemia, a blue line on the gums, lead-colic, constipation, pains in the limbs, local muscular paralysis (wrist-drop) and wasting, lead-encephalopathy, etc. Syn., *plumbism; saturnism*.

l., red, red oxide of lead, Pb_3O_4, a poisonous red powder used in salves.

l., sugar of, $Pb(C_2H_3O_2)_2$, lead acetate, used as an astringent and styptic.

l., test for, in system, paint a small area of the skin with a 6% solution of sulphite. If lead is present, the painted area will darken after a few days. [Cicconardi.]

l., test for, in the urine, administer potassium iodide for four days, collecting the urine. Evaporate to a pint (500 Cc.) and filter. Pass hydrogen sulphide gas through the urine thus concentrated, when a black precipitate will form if lead is present. [White.]

l., test for, in water. See *Blythe*.

l., white, lead carbonate, $2PbO_2.Pb(OH)_2$. It is used in skin diseases.

lead (*lēd*). One of the three records taken by the electrocardiograph; lead I is from the right arm to the left arm; lead II from the right arm to the left leg; and lead III from the left arm to the left leg.

leader (*le'-der*) [AS., *lædere*]. A sinew or tendon.

leading (*led'-ing*). Among smelters a popular term for chronic lead-poisoning.

leaping (*lēp'-ing*). Springing; jumping.

l. ague, a synonym of *dancing mania*.

leathery (*leth'-er-e*) [AS., *lether*]. Resembling leather, as *leathery* arteries, arteries thickened and feeling like cords of leather.

Lebbin's test, for formaldehyde in milk. Boil a few Cc. of the suspected milk with 0.05 Gm. resorcinol, to which half, or an equal volume of a 5% solution of sodium hydroxide is added. In the presence of formaldehyde the yellow solution changes to a fine red color, which becomes more apparent on standing.

leben (*leb'-en*) [Ar., *leban*]. A variety of fermented milk of the Arabs. It corresponds to the "matzoon" of the Turks.

Leber's corpuscles (*la'-ber*) [Theodor *Leber*, German ophthalmologist, 1840–1917]. See *Gierke's corpuscles*. **L.'s disease,** hereditary optic atrophy. **L.'s plexus,** a plexus of venules in front of Schlemm's canal, with which it communicates.

lecane (*lek'-an-e*) [λεκάνη, a little pan]. 1. A basin. 2. The pelvis.

lecanic (*lek-an'-ik*). Pelvic.

Lecat's gulf (*lek-ah'*) [Claude Nicolas *Lecat*, French surgeon, 1700–1768]. The dilated bulbous portion of the urethra.

lechopyra (*lek-op'-ir-ah*) [λεχώ, a lying-in woman; πῦρ, fire, fever]. Puerperal fever.

lecibrin (*les'-ib-rin*). Trade name of a nucleoprotein containing lecithin.

lecithalbumins (*les-ith-al'-bū-mins*). More or less stable compounds of albumin and lecithin, found in the mucosa of the stomach, in the lungs, liver, kidney, and spleen, differing from nucleoproteids and nucleoalbumins in that there is no metaphosphoric acid split off and that they yield no xanthin bases.

lecithigenous (*les-ith-ij'-en-us*) [*lecithin*; γεννᾶν, to beget]. Producing lecithin.

lecithin (*les'-ith-in*) [λέκιθος, yolk of egg], $C_{44}H_{90}NPO_9$. A complex nitrogenous fatty substance, occurring widely spread throughout the animal body. It is found in the blood, bile, serous fluids, brain, nerves, yolk of egg, semen, pus, and white blood-corpuscles. It is a colorless, slightly crystalline substance, soluble in alcohol, and chemically is looked upon as the glycerophosphate of neurin, in which two atoms of hydrogen are replaced by two atoms of stearic, palmitic, or oleic acid. It is used as a nutritive in tuberculosis.

lecithinose (*les-ith'-in-ōs*). Trade name of a lecithin preparation made from the yolk of eggs.

lecithoblast (*les-ith'-o-blast*) [*lecithin*; βλαστός, a germ]. One of the cells of the yolk-cavity in the mammalian ovum. Syn., *lecithophore*.

lecithoid (*les'-ith-oid*). Resembling lecithin.

lecithophore (*les-ith'-o-for*). See *lecithoblast*.

lecithoprotein (*les-ith-o-pro'-te-in*). A compound of lecithin with a protein molecule.

lecithymen (*les-ith-i'-men*) [λέκιθος, yolk; ὑμήν, membrane]. The vitelline membrane.

Leclanché's battery (*lek-lahn-sha'*) [Georges *Leclanché*, French engineer, 1839–1882]. Positive element, zinc; negative element, carbon; exciting agent, ammonium chloride; depolarizing agent, manganese dioxide; E.M.F., 1.42 volts.

lectual (*lek'-tū-al*) [*lectus*, a bed]. Pertaining to a bed or couch. **l. disease,** a disease that confines one to bed.

lectulum (*lek'-tū-lum*). The bed or matrix of the nail.

Ledoyen's disinfecting-fluid. A solution of lead nitrate.

Leduc current (*led-ook'*) [Stephane Armand Nicolas *Leduc*, French physicist]. A form of direct electric current, used in the production of electric narcosis.

Lee's ganglion [Robert *Lee*, English physician, 1793–1877]. A ganglion formed from the third and fourth sacral nerves and the hypogastric and ovarian plexuses.

leech (*lēch*) [AS., *læce*, physician]. 1. An old term for a physician. 2. A blood-sucking worm, the *Sanguisuga* of *Hirudo medicinalis*, found in Europe, and the *Hirudo decora*, the American leech. Leeches are used for the local abstraction of blood. A European leech draws from ½–1 oz. (16–32 Cc.) of blood. **l., artificial,** an apparatus for cupping.

leeches (*lēch'-es*). A mycotic disease of mules and cattle.

lees (*lēs*) [Fr., *lie*, dregs]. Dregs of vinous liquors.

leeting (*lēt'-ing*). The exudation on the surface of the skin in eczema.

left. Sinistral; opposite of right. The left-hand side. **l.-brained,** having the speech-center in its normal situation, in the left third frontal, or sub-frontal convolution. **l.-eared,** preferring the sinistral ear, as the one with which to hear sounds. **l.-eyed,** preferring the sinistral eye as the dominant one. **l.-footed,** the power is furnished and governed by the sinistral foot. **l.-handed,** preferring the sinistral hand for the more expert or intellectual tasks. **l.-handedness,** the quality of being left-handed.

leg. The lower extremity, especially that part from the knee to the ankle. **l., badger,** inequality in the length of legs. **l., bakers'.** See *genu valgum*. **l., bandy.** Same as *l., bow*. **l., Barbados,** elephantiasis of the leg. **l., bayonet,** uncorrected backward displacement of the leg-bones. **l., black,** symptomatic anthrax. **l., boomerang,** a condition characterized by a bowing forward of the bones of the legs; found among aboriginal natives of some parts of Australia. **l., bow-,** a curving outward of the legs. **l., milk-,** phlegmasia alba dolens. **l., scissor,** a crossing of the axes of the legs. **l., x-,** scissor legs.

legal (*le'-gal*) [*lex, legis*, law]. Pertaining to law. **l. medicine,** medical jurisprudence.

Legal's disease (*la'-gal*) [Emmo *Legal*, German physician]. Paroxysmal pains and tenderness of the scalp in the region supplied by the auriculo-temporal nerve, associated with pharyngotympanic catarrh. Syn., *cephalalgia pharyngotympanica*. **L.'s test for acetone in urine,** acidulate the urine with hydrochloric acid and distil. To the distillate add a few drops each of sodium nitroprusside and solution of potassium hydroxide. This produces a ruby-red color, which changes to purple on the addition of acetic acid. Creatinin gives a similar color, but it disappears when acetic acid is added.

Le Gendre's nodosities (*leh-zjandr'*). See *Bouchard's nodosities*.

Legg-Calvé-Perthes disease. [Arthur T. *Legg*, American orthopedic surgeon, 1874–]. See *Perthes disease*.

legitimacy (*le-jit'-im-as-e*) [*legitimus*, lawful]. Born within wedlock, or within a period of time necessary to gestation, which may elapse after the death of the father.

Legroux's remissions (*leh-groo'*) [Treves de *Legroux*]. Lengthy remissions which sometimes occur in the course of pulmonary tuberculosis.

legume (*lĕg'-ūm, leg-ūm'*) [*legere*, to gather (so-called because it may be gathered by the hand)]. In biology, the fruit of plants of the pea or pulse family, a pod splitting along both sutures, and formed from a simple pistil.

legumelin (*leg-ū'-mel-in*) [*legumin*]. An albumin found in most leguminous seeds.

legumin (*leg-ū'-min*) [*legumen*, pulse]. A proteid found in the seeds of many plants belonging to the natural order of *Leguminosæ*.

Lehman's sign (*la'-man*). In the administration of chloroform, to prognosticate as to a ready or difficult anesthesia, if the eyelids closed by the anesthetizer reopen at once, wholly or in part, the anesthesia will be difficult. The eyelids will remain closed from the beginning in those who take chloroform well.

Leiner's disease (*lī'-ner*) [— *Leiner*, Austrian dermatologist]. Erythrodermia desquamativa.

leiocephalous (*lī-o-sef'-al-us*) [λεῖος, smooth; κοφαλή, head]. Having a smooth head.

leiodermatous (*lī-o-der'-mat-us*) [λεῖος, smooth; δέρμα, skin]. Smooth-skinned.

leiodermia (*lī-o-der'-me-ah*) [λεῖος, smooth; δέρμα, skin]. A disease of the skin marked by abnormal glossiness, and by atrophy.

leiomyofibroma (*lī-o-mī-o-fī-brō'-mah*) [λεῖος, smooth; μῦς, muscle; *fibra*, fiber]. A tumor with the characteristics of a leioma, a myoma, and a fibroma.

leiomyoma (*lī-o-mī-o'-mah*) [λεῖος, smooth; μῦς, muscle; ὄμα, a tumor: *pl.*, *leiomyomata*]. A tumor consisting largely of unstriped muscle-fibers.

leiotrichous liotrichous, (*lī-ot'-rik-us*) [λεῖος, smooth; θρίξ, hair]. Having smooth or straight hair. See *lissotrichous*.

leiphemia (*lī-fe'-me-ah*) [λείπειν, to fail; αἷμα, blood]. Failure, impoverishment, or depraved blood.

leipodermia (*lī-po-der'-me-ah*) [λείπειν, to leave; δέρμα, skin]. Deficiency of the skin.

leipomeria (*lī-po-me'-re-ah*) [λείπειν, to leave; μέρος, part]. A monstrosity with absence of one or more limbs.

leipopsychia (*lī-po-psī'-ke-ah*) [λείπειν, to fail; ψυχή, spirit]. Fainting; weakness; asphyxia.

leipothymia (*lī-po-thī'-me-ah*) [λείπειν, to fail; θυμός, mind]. A fainting or syncope.

leipothymic (*lī-po-thī'-mik*) [λείπειν, to fail; θυμός, mind]. Faint; affected with or pertaining to leipothymia.

leipyria (*lī-pī'-re-ah*) [λείπειν, to fail; πῦρ, fire]. Coldness, as of the extremities, during a high fever.

Leishman-Donovan bodies (*līsh'-man-don'-o-van*) [Sir William B. *Leishman*, British surgeon, 1865– ; *C. Donovan*, British surgeon]. Small parasite-like bodies on the liver and spleen of those suffering from kala-azar. Also known as *Piroplasma donovani; Leishmania donovani*.

Leishmaniasis (*līsh-man-ī'-as-sis*). A disease due to infection with any species of Leishman-Donovan body.

leistungskern (*lī'-stung-skern*) [Germ.] The central chemical nucleus or active center of a cell.

Leiter's coil, L.'s tube (*lī'-ter*). [Joseph *Leiter*, Austrian instrument maker, –1892]. Tubes of soft, flexible metal designed for application about any part of the body. Cold water is passed through the tubes, thereby reducing the temperature of the parts incased.

lema (*lē'-mah*) [λῆμη, rheum]. The collection of dried matter sometimes seen at the canthus of the eye.

Lembert suture (*lam-bār'*) [Antoine *Lembert*, French surgeon, 1802–1851]. An intestinal suture in which the needle is passed transversely to the wound through the peritoneal and muscular coats, and out again on one side of the wound, and then carried across the wound and made to penetrate the two outer coats as before.

lemco (*lem'ko*). Trade name of a preparation of Liebig's extract of meat; used in the preparation of culture media.

lememia (*lem-ē'-me-ah*) [λοιμός, plague; αἷμα, blood]. 1. The presence of plague bacilli in the blood. 2. Septicemic plague.

lemic (*lē'-mik*) [λοιμός, plague]. Pertaining to the plague, or to any epidemic.

lemma (*lem'-ah*) [λέμμα, peel; *pl.*, *lemmata*]. A general name for a limiting or ensheathing membrane; *e. g.*, neurilemma, sarcolemma, etc. It is mostly used in composition. In embryology, the outer layer of the germinal vesicle.

lemniscus (*lem-nis'-kus*). See *fillet* (2).

lemnoblast cell (*lem'-no-blast*). A primitive neurilemma cell.

lemon (*lem'-on*). See *limo*.

lemonade, sulphuric-acid. Solution of sugar in water containing sulphuric acid. Used in lead manufactories to prevent lead-poisoning.

lemoparalysis (*le-mo-par-al'-is-is*) [λαιμός, gullet; παράλυσις, palsy]. Paralysis of the esophagus.

lemostenosis (*le-mo-ste-no'-sis*) [λαιμός, gullet; στένωσις, stricture]. Constriction of the pharynx or esophagus.

Lenard rays (*le-nar'*). Roentgen rays.

Lenhartz method (*len'-hartz*) [Hermann Albert Dietrich *Lenhartz*, German physician, 1854–1910]. Treatment of gastric ulcer, by rest in bed, cold applications, bismuth, concentrated diet and very little liquid

Lenhossek, bundle of. The ascending root of the vagus and glossopharyngeal nerves.

leniceps (*len'-is-eps*) [*lenis*, mild; *capere*, to seize]. A form of obstetric forceps, with short handles; it is so called because it was designed to be safer in use than the ordinary forms.

lenicet (*len'-is-et*). A preparation of aluminum acetate.

lenient (*le'-ne-ent*) [*leniens*, softening]. 1. Lenitive; emollient. 2. An emollient medicine or application.

lenigallol (*len-e-gal'-ol*). Pyrogallol triacetate; a white, nontoxic powder, soluble in aqueous alkaline solutions. It is used in psoriasis and eczema in 0.5 to 5% ointment; it does not affect the healthy skin.

leniment (*len'-im-ent*) [*lenire*, to soothe]. A liniment or soothing application.

leniol (*len'-e-ol*). Trade name of a preparation of cod-liver oil.

lenirenin (*len-e-ren'-in*). A preparation containing aluminum acetate, cocaine and adrenin. It is used as a snuff in catarrhal conditions of the nose.

lenirobin (*len-ir'-o-bin*). Chrysarobin tetracetate. It is used in the treatment of skin diseases.

lenitis (*len-ī'-tis*). A term for phlegmonous gastritis, or suppurative inflammation of the areolar tissue of the stomach.

lenitive (*len'-it-iv*) [*lenitivus*, soothing]. Emollient or demulcent; laxative or aperient. 2. An emollient remedy or application; an aperient or mild cathartic. 1. **electuary**, confectio sennæ.

lenitol (*len'-it-ol*). Trade name of a petroleum preparation, used as a laxative.

Lennander's incision. An incision to the right or left of the median line of the abdomen down to

the rectus; the inner edge of this muscle is then retracted and the posterior layer of its sheath incised as well as the peritoneum.

lennesin (*len'-es-in*). A cholagogue, said to be a glucoside from a species of *Conyza*.

Lennhoff's index (*len'-hof*) [Rudolph *Lennhoff*, German physician, 1866–]. The distance between the top of the sternum and the symphysis pubis is divided by the greatest circumference of the abdomen; this figure is multiplied by 100 and gives the *index;* if this index is above 75 the patient has the *atonic habitus*. **L.'s sign.** In cases of echinococcus-cyst on deep inspiration a furrow forms above the tumor between it and the edge of the ribs.

lens (*lenz*) [L., "a lentil"]. 1. A piece of glass or crystal for the refraction of rays of light. 2. The crystalline lens of the eye. **l., achromatic.** See *achromatic lens*. **l., apochromatic.** See *apochromatic lens*. **l., biconcave** (*negative or* minus (—) lens), a thick-edged lens having concave spherical surfaces upon its opposite sides, it is used in spectacles to correct myopia. **l.;**

1 2 3 4 5 6

LENS.

1. Biconvex, 2 planoconvex, 3 concavoconvex or convergent meniscus, 4, biconcave; 5. convexoconcave or divergent meniscus, 6. planoconcave.

biconvex (positive or plus (+) lens), a thin-edged lens; it has two convex surfaces, and is used to correct hyperopia. **l., bifocal.** See *bifocal lens*. **l., convergent, l., converging,** a double convex or planoconvex lens that focuses rays of light. **l., convexoconcave,** a lens having a convex and a concave surface, which would not meet if continued. Its properties are those of a convex lens of the same focal distance. **l., crystalline,** the lens of the eye, a biconvex transparent body lying in its capsule immediately behind the pupil of the eye and kept in place by its suspensory ligament. It serves to refract the rays of light entering the pupil and impinging on its surface so as to bring them to a focus upon the retina. **l., cylindrical** (either minus or plus), one with a plane surface in one axis and a concave or convex surface in the axis at right angles to the first. **l., decentered,** one with the optic center not opposite to the pupil of the eye. **l., dispersing,** a concave lens. **l., orthoscopic,** one which gives a flat, undistorted field of vision. **l., periscopic,** one with concavoconvex or convexoconcave surfaces, the opposite sides being of different curvatures; such lenses are called meniscus lenses. **l., punktal,** a lens which is corrected for astigmatism in all powers throughout the entire field. **l., spherical,** one the curved surface of which, either concave or convex, is a segment of a sphere. **l., Stokes'.** See *Stokes' lens*.

lenticel (*len'-tis-el*) [*lenticella;* dim. of *lens*, lentil]. Any one of the little mucous follicles or crypts at the base of the tongue; any lenticular gland.

lenticonus (*len-tik-o'-nus*) [*lens; conus*, a cone]. A rare, usually congenital, anomaly of the lens in which there is a conical prominence upon its anterior or, more rarely, upon its posterior, surface.

lenticula (*len-tik'-ū-lah*) [L., "a lentil"]. 1. The lenticular nucleus. 2. A freckle.

lenticular (*len-tik'-ū-lar*) [*lenticula*]. 1. Pertaining to or resembling a lens. 2. Pertaining to the crystalline lens. 3. Pertaining to the lenticular nucleus of the brain. 4. Having the shape of a lentil; lentiform. **l. arteries,** the arteries supplying the lenticular nucleus. **l. ganglion,** the ophthalmic ganglion. **l. nucleus,** a mass of gray matter, the extraventricular portion of the corpus striatum, situated to the outer side of the internal capsule of the brain Syn., *lenticula*.

lenticulate (*len-tik'-ū-lāt*) [*lens*]. Lens-shaped; lentil-shaped.

lenticulo-optic (*len-tik-ū-lo-op'-tik*) [*lenticula; optic*]. Relating to the lenticular nucleus and the thalamus.

lenticulostriate (*len-tik-ū-lo-stri'-āt*) [*lenticula; striatus*, striated]. Pertaining to the lenticular nucleus of the corpus striatum, as *lenticulostriate* artery.

lenticulothalamic (*len-tik-ū-lo-thal'-am-ik*). See *lenticulo-optic*.

lentiform (*len'-tif-orm*) [*lens; forma*, form]. Lens-shaped or lentil-shaped.

lentigines (*len-tij'-in-ēz*) [*lens*, a lentil]. See *lentigo* **l. leprosæ,** the pigmented spots of macular leprosy.

lentiginose, lentiginous (*len-tij'-in-ōs, len-tij'-in-us*) [*lentiginosus*, freckled]. Affected with lentigo. Speckled or freckled.

lentigo (*len-ti'-go*) [L., "a lentil-shaped spot;' pl., *lentigines*]. A freckle; a circumscribed patch of pigment, small in size, occurring mainly on face and hands, and due to exposure to the sun **l. æstiva,** summer freckles.

lentine (*len'-tēn*). Synonym of methylene-diamine hydrochloride, used in diarrhea in doses of ½ of a grain once a day, or oftener.

lentitis (*len-ti'-tis*). See *phakitis*.

lentor (*len'-tor*) [*lentus*, adhesive]. Viscidity of a liquid; slowness of any function, or process. **l. cordis,** sluggishness of the heart.

lenus (*le'-nus*) [ληνός, a depression]. A depression; the torcular Herophili, *q. v.*

Leo's sugar. See *laiose*.

leontiasis (*le-on-ti'-as-is*) [λέων, a lion] A lion-like appearance of the face, seen in leprosy, elephantiasis, and leontiasis ossea. **l. ossea, l. ossium,** an over-growth of the bones of the face, through which the features acquire a lion-like appearance. Syn., *megalocephaly*.

leontodin (*le-on'-to-din*) [λέων, a lion; ὀδούς, a tooth]. The precipitate from a tincture of the root of dandelion, *Leontodon taraxacum;* it is a tonic, diuretic, aperient, and hepatic stimulant. Dose 2–4 gr. (0.13–0.26 Gm.).

leontodon (*le-on'-to-don*). See *taraxacum*.

Leopold's law (*le'-o-pōld*) [Christian Gerhard *Leopold*, German physician, 1846–1911]. Insertion of the placenta into the posterior uterine wall pushes the Fallopian tubes forward, so that they assume a convergent direction on the anterior wall; insertion into the anterior wall causes them to turn backward and parallel to the longitudinal axis of the recumbent woman.

leper (*lep'-er*) [λεπρός, scaly]. One affected with leprosy.

lepidic (*lep-id'-ik*) [λεπίς, a scale: a husk]. Applied to the tissues of lining membranes charac-

terized by absence of definite stroma between the individual cells. **l. tumor,** lepidoma, *q. v.*

lepidine (*lep'-id-ēn*) [λεπίς, a scale]. 1. Scaly, squamous. 2. Methylquinoline.

lepido- (*lep-id-o-*) [λεπίς, a scale]. A prefix signifying a scale or scaly.

lepidoma (*lep-id-o'-mah*) [λεπίς, a husk]. A term proposed by Adami for a tumor springing from the tissue of a lining membrane and distinguished as epilepidoma, hypolepidoma, mesolepidoma, and endolepidoma, according to the origin of the neoplasm from the epiblastic, hypoblastic, mesothelial, or endothelial structures.

lepidoid (*lep'-id-oid*) [λεπίς, scale]. Having the appearance of a scale. Squamous.

lepidoplastic (*lep-id-o-plas'-tik*) [λεπίς, scale; πλάσσειν, to form]. Forming scales.

lepidoptera (*lep-id-op'-ter-ah*) [λεπίς, scale; πτερόν, a wing]. An order of insects distinguished by feather-like scales and spirally-coiled suctorial apparatus. The order includes butterflies and moths.

lepidosarcoma (*lep-id-o-sar-ko'-mah*). A sarcoma covered with scales, occurring in the mouth.

lepidosin (*lep-id'-o-sin*) [λεπίς, scale]. A substance in the scales of fishes analogous to dentine.

lepidosis (*lep-id-o'-sis*). Same as *ichthyosis*. Also a synonym of *lepra* and of *pityriasis*.

lepine (*le'-pēn*). An antiseptic fluid said to consist of mercuric chloride 0.001 Gm.; phenol and salicylic acid, each, 0.1 Gm.; benzoic acid and calcium chloride each, 0.05 Gm.; bromine, 0.01 Gm.; quinine hydrobromide, 0.2 Gm.; chloroform, 0.2 Gm.; distilled water, 100 parts.

lepocyte (*lep'-o-sīt*) [λεπίς, a scale, a husk; κύτος, a hollow]. A nucleated cell possessing a cell-wall. Cf. *gymnocyte*.

lepothrix (*lep'-o-thriks*) [λέπος, a scale; θρίξ, a hair]. A condition in which the hairs of the axillæ or scrotum are incased in a sheath of hardened sebaceous matter.

lepra (*lep'-rah*) [λέπρα, leprosy]. 1. Leprosy. 2. A form of psoriasis. **l. anæsthetica,** leprosy in which anesthesia predominates. **l. asturiensis,** pellagra. **l. maculosa,** the stage of true leprosy marked by the presence of pigment-spots. **l. mutilans,** the final stage of true leprosy, marked by loss of members. **l. tuberculosa,** a form of leprosy characterized by the presence of tubercles.

lepraphobia. See *leprophobia*.

leprelcosis (*lep-rel-ko'-sis*) [λέπρα, lepra; ἕλκωσις, ulceration]. Leprous ulceration.

lepriasis (*lep-ri'-as-is*) [λέπρα, leprosy] A synonym of leprosy and of psoriasis; an old term vaguely used to designate various scaly diseases of the skin.

lepric (*lep'-rik*). Pertaining to lepra.

lepride (*lep'-rīd*). A skin-lesion of leprosy.

leprolin (*lep'-ro-lin*). A vaccine used in the treatment of leprosy.

leprologist (*lep-rol'-o-jist*) [λέπρα, leprosy; λόγος, science]. The special study of leprosy.

leprology (*lep-rol'-o-je*) [λέπρα, leprosy; λόγος, science]. The special study of leprosy.

leproma (*lep-ro'-mah*) [*lepra*]. The specific lesion of tubercular leprosy.

leprophobia (*lep-ro-fo'-be-ah*) [λέπρα, leprosy; φόβος, fear]. Morbid or insane dread of leprosy.

leprophthalmia (*lep-roff-thal'-me-ah*) [λέπρα, leprosy; ὀφθαλμός, the eye]. Ophthalmia of a leprous character.

leprosarium (*lep-ro-sa'-re-um*) [L.]. A leper-house.

leprosery (*lep'-ro-ser-e*) [Fr., *lèproserie*]. Same as *leprosarium*.

leprosis (*lep-ro'-sis*). Leprosy.

leprosity (*lep-ros'-it-e*). The state of being leprous.

leprosy (*lep'-ro-se*) [*lepra*]. An endemic, chronic, infectious disease, due to *Bacillus lepræ*. Two forms of leprosy are described—a tubercular and an anesthetic form. The first begins with a well-defined erythema (*macular leprosy*), which is succeeded by the formation of papules, and later of nodules, although in some cases the erythematous stage is followed by a disappearance of the pigment without nodulation (*lepra alba*). The nodules eventually break down and ulcerate. The anesthetic form begins with pains and hyperesthesia; a macular eruption appears, but later subsides, leaving spots of anesthesia; trophic lesions develop and lead to the loss of the fingers or toes, with marked deformity.

leprotic, leprous (*lep-rot'-ik, lep'-rus*). Affected with, or relating to, leprosy.

leptandra (*lep-tan'-drah*) [λεπτός, thin; ἀνήρ, male]. A former genus of plants. The *leptandra* of the U. S. P. is the rhizome and rootlets of *Veronica virginica*. Its properties are thought to be due to a glucoside *leptandrin*. It is tonic, laxative, and cholagogue, and is used in indigestion and chronic constipation. Syn., *culver's-root*. **l., extract of** (*extractum leptandræ*, U. S. P.). Dose 1–3 gr. (0.065–0.2 Gm.). **l., fluid-extract of** (*fluidextractum leptandræ*, U. S. P.). Dose 20 min.–1 dr. (1.3–4.0 Cc.).

leptandrin (*lep-tan'-drin*). See *leptandra*.

lepthymenia (*lep-thi-me'-ne-ah*) [λεπτός, thin; ὑμήν, membrane]. Delicacy or thinness of membrane.

lepto- (*lep-to-*) [λεπτός, thin]. A prefix meaning thin.

leptocephalia (*lep-to-sef-a'-le-ah*) [*lepto-*; κεφαλή, head]. Abnormal smallness of the skull.

leptocephalic, leptocephalous (*lep-to-sef-al'-ik, lep-to-sef'-al-us*) [*lepto-*; κεφαλή, head]. Having an abnormally small head.

leptocephalus (*lep-to-sef'-al-us*) [*lepto-*; κεφαλή, head]. A monster with an abnormally small head from premature union of the frontal and sphenoid bones.

leptochasmus (*lep-to-kaz'-mus*) [*lepto-*; χάσμα, chasm]. Lissauer's term for a skull in which the angle formed by two lines drawn from the punctum alæ vomeris to the posterior nasal spine and the anterior margin of the foramen magnum respectively is between 94° and 114°.

leptochroa (*lep-tok'-ro-ah*) [*lepto-*; χρόα, skin]. Delicacy of the skin.

leptochymia (*lep-to-kim'-e-ah*) [*lepto-*; χυμός, juice]. Abnormal thinness or meagerness of the fluids of the body.

leptodactylous (*lep-to-dak'-til-us*) [*lepto-*; δάκτυλος, digit]. Characterized by slenderness of the fingers or toes, or both.

leptodermic, leptodermous (*lep-to-der'-mik, lep-to-der'-mus*) [*lepto-*; δέρμα, skin]. Having a delicate skin.

leptodontous (*lep-to-don'-tus*) [*lepto-*; ὀδούς, tooth]. Having thin or slender teeth.

leptomeninges (*lep-to-men-in'-jes*) [*lepto-*; μῆνιγξ, a membrane]. The arachnoid and pia, or the pia alone.

leptomeningioma (*lep-to-men-in-je-o'-ma*) [*leptomeninges*; ὄμα, a tumor]. A tumor of the leptomeninges.

leptomeningitis (*lep-to-men-in-jī'-tis*) [*lepto-*; *μῆνιγξ*, membrane; *ιτις*, inflammation]. Inflammation of the pia and arachnoid of the brain or the spinal cord.

leptomeninx (*lep-to-men'-ingks*) [*lepto-*; *μῆνιγξ*, membrane: *pl.*, *leptomeninges*]. The pia or the arachnoid; in the plural (*leptomeninges*), usually the arachnoid and pia taken together.

leptopellic (*lep-to-pel'-ik*) [λεπτός, narrow; πελλίς, the pelvis]. Having a very narrow pelvis.

leptophonia (*lep-to-fo'-ne-ah*) [*lepto-*; *φωνή*, voice]. Delicacy, gentleness, or weakness of the voice.

leptophonic (*lep-to-fon'-ik*) [*lepto-*; *φωνή*, voice]. Having a weak voice.

leptoprosope (*lep-top'-ro-sōp*) [*lepto-*; *πρόσωπον*, face]. A person with a long, narrow face.

leptoprosopia (*lep-to-pro-so'-pe-ah*) [*lepto-*; *πρόσωπον*, face]. Narrowness of the face.

leptoprosopic, leptoprosopous (*lep-to-pro-sop'-ik, lep-to-pros' o-pus*) [*lepto-*; *πρόσωπον*, face]. Having a long, narrow face.

leptorrhine (*lep'-tor-in*) [*lepto-*; *ῥίς*, nose]. Having a slender nose or proboscis.

leptorrhinia (*lep-tor-in'-e-ah*) [*lepto-*; *ῥίς*, nose]. Narrowness of the nasal bones, or smallness of the nasal index.

leptospira (*lep-to-spi'-rah*) [*lepto-*; *σπείρα*, coil]. A genus of spirochetes.

Leptospira icteroides (*lep-to-spi'-rah ik-ter-o'-idēz*). A supposed causal agent of yellow fever.

leptospirosis (*lep-to-spi-ro'-sis*). Condition caused by the presence of leptospira in the blood.

Lepothrix (*lep'-to-thriks*) [*lepto-*; *θρίξ*, hair]. A genus of chlamydobacteriaceæ, the elements of which form straight filaments, often of great length. **L. buccalis.** Syn., *Leptothrix gigantea*, Miller; *Leptothrix pulmonalis; Rasmussenia buccalis*, Saccardo. Found in the mouth of man and animals. Falsely considered the cause of dental caries. **L. epidermidis.** Syn., *Bacillus epidermidis*, Bizzozero; *Microsporon minutissimum*, Burchardt. Found on the epidermis between the toes, and held by Bizzozero to be nonpathogenic, but by Boeck to be the cause of erythrasma. **L. gigantea**, Miller. Found on the teeth of dogs, sheep, cattle, and other animals affected with pyorrhœa alveolaris. Some consider it identical with *L. buccalis*. **L. innominata.** See *L. buccalis*. **L. pulmonalis.** See *L. buccalis*. **L. vaginalis**, found in the vagina of animals and women. **L. variabilis**, found in saliva of healthy persons.

leptotrichia (*lep-to-trik'-e-ah*) [*lepto-*; *θρίξ*, hair]. Abnormal fineness and delicacy of the hair. A genus of the family *Actinomycetaceæ*. See *Leptothrix*.

Leptus (*lep'-tus*) [λεπτός, thin]. A genus of beetles **L. autumnalis**, a parasite that burrows under the skin, causing lesions like the itch. Syn., *harvest-bug; mower's mite*.

leptynol (*lep'-tin-ol*). A preparation said to contain colloidal palladium hydroxide in liquid paraffin; it is said to be of value in reducing obesity.

leptystic (*lep-tis'-tik*) [λεπτύνειν, to make thin]. Relating to or affected with emaciation.

lerema (*ler-e'-mah*) [λήρημα, idle talk; *pl.*, *leremata*]. An idle or childish utterance, as in senility, idiocy, or dementia.

leresis (*ler-e'-sis*) [λήρησις, a speaking foolishly]. Garrulousness; insane or senile loquacity.

leros (*le'-ros*) [λῆρος, foolish speaking]. Slight delirium, with talkativeness.

Lesbian love (*les'-be-an*) [*Lesbos*, an island belonging to Greece]. See *tribadism*.

lesbianism (*les'-be-an-izm*). The doctrine and practice of Lesbian love.

leschenema (*les-ken-e'-mah*) [λέσχη, talk]. Insane, senile, or hysterical loquacity.

lesion (*le'-zhun*) [*læsio*, an injury]. An injury, wound, or morbid structural change. **l., discharging**, a brain lesion that causes sudden discharge of nervous motor impulses. **l., Ebstein's.** See *Ebstein's lesion*. **l., focal**, in the nervous system, a circumscribed lesion giving rise to distinctive and localizing symptoms. **l., functional, l., molecular**, a very fine lesion, not discernible by the microscope or discoverable by chemistry, but causing loss or excess of functional activity and attributed to alteration of the molecular equilibrium of that part. **l., indiscriminate**, one affecting two distinct systems. **l., initial**, of **syphilis**, the chancre. **l., irritative**, in the nervous system, a lesion exciting the functions of the part wherein it is situated. **l., peripheral**, a lesion of the nerve-trunks or of their terminations. **l., primary, of the skin**, the change in the skin occurring in the developing stage of a skin disease. **l., secondary.** 1. In the skin, the change occurring in the primary lesion, due to irritation or other causes. It comprises erosions, ulcers, rhagades, squamæ, cicatrices or scars, crusts, and pigmentation. 2. One of the secondary manifestations of syphilis. **l., structural**, one working a manifest change in tissue. **l., systematic**, one confined to a system of organs, with a common function. **l., toxic**, a change in the tissues due to sepsis. **l., vascular**, a lesion of a blood-vessel.

Lesser's triangle. A triangular space bounded above by the hypoglossal nerve, its sides being formed by the bellies of the digastric.

Lesshaft's space (*les'-haft*) [Pyotr Frantsovich *Lesshaft*, Russian physician, 1839–]. A locus minoris resistentiæ existing in the region of the twelfth rib in some individuals, which allows the pointing of an abscess or the protrusion of a hernia. It is bounded, in front, by the external oblique; behind, by the latissimus dorsi; above, by the serratus posticus inferior; and below, by the internal oblique. Syn., *Lesshafti rhombus*.

lethal (*le'-thal*) [*letum*, or *lethum*, death]. Deadly; pertaining to or producing death.

lethality (*le-thal'-it-e*) [*lethalitas*, from *letum*, death]. Deadliness.

lethargic (*leth-ar'-jik*) [λήθη, a forgetting]. Relating to, affected with, or of the nature of, lethargy.

lethargogenic (*leth-ar-go-jen'-ik*). Giving rise to lethargy.

lethargus (*leth-ar'-gus*). See *African lethargy*.

lethargy (*leth'-ar-je*) [λήθη, forgetfulness]. A condition of drowsiness or stupor that cannot be overcome by the will; also, a stage of hypnotism. **l., African.** See *African lethargy*.

lethe (*le'-the*) λήθη, forgetfulness]. Total loss of memory; amnesia.

letheomania (*le-the-o-ma'-ne-ah*) [λήθη, oblivion; *μανία*, madness]. Morbid longing for narcotic drugs.

letheon (*le'-the-on*) [λήθη, forgetfulness]. An old trade name for ethylic ether, used as an anesthetic.

lethiferous (*leth-if'-er-us*) [λήθη, forgetfulness; *ferre*, to bear]. Producing sleep or death.

lethin (*le'-thin*). The proprietary name for an alcoholic solution of camphor, acetic acid, ethereal oils, and chloroform.

lettuce (*let'-us*). See *lactucarium*.

Leube Riegel test-dinner (*loy'-beh re'-gel*) [W. O. von *Leube*, German physician 1842–1912]. *Franz Riegel*, German physician, 1843–1904]. A dinner to ascertain the state of the secretory function of the stomach. It consists of 400 Cc. of beef-soup, 200 Gm. of beefsteak, 50 Gm. of white bread, and 200 Cc. of water.

leucemia (*lū-se'-me-ah*). See *leukemia*.

leuchemia (*lū-ke'-me-ah*). See *leukemia*.

leucic (*lū'-sik*). Relating to or derived from leucin, as *leucic* acid.

leucin (*lū'-sin*) [λευκός, white], $C_6H_{13}NO_2$. A substance formed during pancreatic digestion, and also found in the urine, together with tyrosin, in acute yellow atrophy of the liver. Leucin crystallizes from the urine in the form of yellowish-brown balls. See *Hofmeister*, *Scherer*.

leucinosis (*lū-sin-o'-sis*). 1. Abnormally excessive proportion or production of leucin, as in the liver. 2. Acute yellow atrophy of the liver

leucinuria (*lū-sin-ū'-re-ah*) [*leucin*; οὖρον, urine]. The occurrence of leucin in the urine.

leucism, leucismus (*lū'-sizm, lū-siz'-mus*) [λευκός, white]. In biology, whiteness resulting from bleaching or etiolation, albinism.

leucitis (*lū-si'-tis*) Same as *scleritis*.

leuco- (*lū-ko*) For words beginning thus see *leuko-*.

leucohæmia. See *leukemia*.

leucomaine (*lū'-ko-mān*). See *leukomaine*.

leucomma. See *leukoma*

leucotoxic (*lū-ko-toks'-ik*). Destroys leukocytes.

leucotoxin (*lū-ko-toks'-in*) [*leuko-*; τοξικόν, poison]. A cytotoxin obtained by E. Metchnikoff from lymphatic ganglia. Cf. *hemotoxin*, *hepatotoxin*, *nephrotoxin*, *neurotoxin*, *spermatoxin*, *trichotoxin*.

Leudet's bruit (*loo-da'*) [Théodore Emile *Leudet*, French physician, 1825–1887]. A fine crackling sound in the ear, audible to both the observer and the patient, in catarrhal and nervous affections of the ear. It is attributed to spasm of the external peristaphylinus muscle.

leukæthiopia (*lū-ke-the-o'-pe-ah*) [*leuko-*; Αἰθιοψ. Ethiopian]. Albinism in an African.

leukæthiops (*lū-ke'-the-ops*) [*leuko-*; Αἰθιοψ, Ethiopian]. An albino of the black race.

leukanemia (*lū-kan-e'-me-ah*) [*leukemia*; *anemia*]. A blood disease having features of leukemia and marked anemia.

leukangeitis (*lū-kan-je-i'-tis*). *Lymphangitis*.

leukasmus (*lū-kaz'-mus*). See *leukoderma*. **1., acquired.** See *leukoderma*. **1., congenital.** See *albinismus*.

leukemia (*lū-ke'-me-ah*)[λευκός, white; αἷμα, blood]. A disease of the blood and the blood-making organs, characterized by a permanent increase in the number of white blood-corpuscles and by enlargement of the spleen, the lymphatic glands, and the marrow of bone, together or separately. The etiology is obscure; by some the disease is considered to be infectious. **1., acute**, a generally fatal form, characterized by rapid development, high temperature, great enlargement of the spleen and lymphatics, and softening of the bone-marrow. **leukæmia, cutis, 1. of the skin,** a state of the skin characterized by formation of lymphatic enlargements of its deeper layers. **leukæmia lienalis**, splenic leukemia. **1., lienomedullary, 1., lienomyelogenous.** See *1., splenomedullary*. **1., lymphatic**, the most common form, characterized by enlargement of the lymphatic glands, with perhaps slight changes in the spleen. **1., medullary, 1., myelogenous, 1., osseous, 1., polymorphocyte**, a form in which the tissue of the bone-marrow is principally affected and obliteration of many of the small blood-vessels takes place. Syn., *myelemia*. **1., pseudo-, 1., pseudosplenic.** See *pseudoleukemia*. **1., splenic**, that in which the blood-changes are principally due to disorders of the spleen. **1., splenomedullary**, the form characterized by excessive enlargement of the spleen and proliferation of the marrow of the bones without manifest change in the lymphatic glands.

leukemic (*lū-kem'-ik* or *lū-ke'-mik*) [*leukemia*]. Pertaining to leukemia.

leukemoid (*lu-ke'-moid*) [*leukemia*; εἶδος, like]. Like leukemia, but due to different hematopoietic conditions

leukethiopia (*lū-ke-the-o'-pe-ah*) [λευκός, white; Αἰθιοψ, Ethiopian]. Albinism in an African.

leukine (*lū'-kin*). An endocellular bactericidal substance found in leukocytes; an endolysin.

leukion (*loo'-ke-on*). Trade name of preparations containing iodine in combination, for external and internal use.

leuko- (*lū-ko-*) [λευκός white]. A prefix meaning white

leukoblast (*lū'-ko-blast*) [*leuko-*; βλαστός, a germ]. 1. The germ of a leukocyte. 2. A cell in bone-marrow, of a type which is believed to develop into a red blood-corpuscle.

leukochroos, leukochrus (*lū-kok'-ro-os, lū-kok'-rus*) [*leuko-*; χρώς, skin]. Having a white skin.

leukocidin (*lū-ko'-sid-in*) [*leukocyte*; *cædere*, to kill]. A cytolytic toxin capable of destroying leukocytes. See *hemotoxin* (2).

leukocrystallin (*lū-ko-kris'-tal-in*) [*leuko-*; κρύσταλλος, clear ice]. Peculiar crystals occasionally found in the blood of leukemic patients.

leukocyte (*lū'-ko-sīt*) [*leuko-*; κύτος, cell]. The colorless or white corpuscle of the blood Leukocytes have ameboid movement and are formed in the lymphadenoid tissue of the spleen, lymphatic glands, intestinal tract, bone-marrow, etc., and probably also in the lymph and blood. Their average diameter is 0 01 mm. ($\frac{1}{2500}$ inch). In normal blood several forms are distinguished: lymphocytes, large uninuclear leukocytes, transitional forms, and multinuclear cells; according to the granules contained in their protoplasm, three varieties are described—the neutrophil, the eosinophil, and the basophil. **1.s, Ehrlich's theory concerning**, all varieties may be classed into two groups having separate origins, functions, and relations. The first group would comprise all lymphocytes, which are produced solely by the lymphatic tissues; and the second, the mononuclear leukocytes and transitional forms, the polynuclear neutrophils, the eosinophils, and the basophils, all of which cells are produced exclusively by the marrow. **1., polymorphonucleic, 1., polynuclearneutrophilic**, one derived primarily from lymphocytes and secondarily from a myelocyte; originating in red bone-marrow, in the lymph-glands, or spleen. **1.s, polymorphous, 1.s, polynuclear**, cells in which the nucleus is either lobed or made up of several portions united by such delicate nuclear filaments as to give the impression of a multinucleated cell in distinction to mononuclear, eosinophil, and neutrophil leukocytes and lymphocytes. **1., Uskow's theory concerning**, all leukocytes except the basophilic cells are but different developmental stages of the same cell. The youngest form of leukocyte, the small lymphocyte, originates in the lymph-glands, the lymphocytic bone-marrow, and the spleen.

leukocythemia (*lū-ko-si-the'-me-ah*). See *leukemia*.
leukocythemic (*lū-ko-si-the'-mik*) [*leuko-*; *κύτος*, cell; *αἷμα*, blood]. Pertaining to leukemia.
leukocytic (*lū-ko-sit'-ik*) [*leukocyte*]. Relating to or characterized by leukocytes.
leukocytoblast (*lū-ko-si'-to-blast*)[*leukocyte*; *βλάστος*, germ]. The precursor of a leukocyte.
leukocytogenesis (*lū-ko-si-to-jen'-es-is*) [*leukocyte*; *γεννᾶν*, to beget]. The formation of leukocytes.
leukocytoid (*lū'-ko-si-toyd*) [*leukocyte*; *εἶδος*, resemblance]. Resembling a leukocyte.
leukocytolysin (*lū-ko-si-tol'-is-in*) [see *leukocytolysis*]. A cytolysin produced by inoculation with leukocytes.
leukocytolysis (*lū-ko-si-tol'-is-is*) [*leukocyte*; *λύσις*, solution]. The destruction of leukocytes.
leukocytolytic (*lū-ko-si-to-lit'-ik*). Relating to the destruction of leukocytes.
leukocytoma (*lū-ko-si-to'-mah*) [*leukocyte*; *ὅμα*, tumor]. A tumor-like mass composed of leukocytes, as the tubercle, the gumma, etc.
leukocytometer (*lū-ko-si-tom'-et-er*) [*leukocyte*; *μέτρον*, a measure] A graduated capillary tube used for counting leukocytes
leukocytopenia (*lū-ko-si-to-pe'-ne-ah*). See *leukopenia*.
leukocytoplania. See *leukoplania*.
leukocytosis (*lū-ko-si-to'-sis*) [*leukocyte*]. An increase in the number of colorless blood-corpuscles in the blood. It is physiological during digestion and pregnancy; pathologic in certain anemias, especially leukemia, in some of the infectious fevers, in cachexias, and after hemorrhage. **l., inflammatory**, that in which lymph is concentrated in the cells while blood is normal. **l., pure**, a leukocytosis in which the increase of white cells affects the multinuclear form
leukocytotaxis (*lū-ko-si-to-tak'-sis*). See *leukotaxis*.
leukocytotic (*lū-ko-si-tot'-ik*) [*leuko-*; *κύτος*, cell]. Pertaining to leukocytosis
leukocytozoa (*lū-ko-si-to-zo'-ah*) [*leukocyte*; *ζῷον*, animal]. Infusorian parasites of the white blood-corpuscles.
leukocyturia (*lū-ko-si-tū'-re-ah*) [*leuko-*; *κύτος*, cell; *οὖρον*, urine]. The presence of colorless blood-corpuscles in the urine
leukoderma (*lū-ko-der'-mah*) [*leuko-*; *δέρμα*, skin]. A condition of defective pigmentation of the skin, especially a congenital absence of pigment in patches or bands. See *achroma*, *albinism*. **l., acquired**, vitiligo.
leukodermic (*lū-ko-der'-mik*) [*leuko-*; *δέρμα*, skin]. Exhibiting or pertaining to leukoderma.
leukodiagnosis (*lū-ko-di-ag-no'-sis*) [*leukocyte*; *diagnosis*] Diagnosis by examining the leukocytes. Specifically used in the diagnosis of cancer.
leukodontous (*lū-ko-don'-tus*) [*leuko-*; *ὀδόντς*, tooth]. Having white teeth
leukoencephalitis (*lū-ko-en-sef-al-i'-tis*) [*leuko-*; *ἐγκέφαλος*, brain]. An epizootic disease of horses characterized by drowsiness, imperfect vision, partial paralysis of the throat, twitching of the muscles of the shoulder, unsteady gait, and softening of the white substance of the frontal lobes, also called forage poisoning.
leukogasterous (*lū-ko-gas'-ter-us*) [*leuko-*, *γαστήρ*, belly]. White-bellied.
leukogene (*lū'-ko-jēn*) [*leuko-*; *γεννᾶν*, to beget]. A substance containing sodium bisulphite, used as a bleaching agent.
leukogenics (*lū-ko-jen-iks*) [*leuko-*; *γεννᾶν*, to beget]. Producing leucokytes.
leukohemia (*lū-ko-hem'-e-ah*). See *leukemia*.
leukohemic (*lū-ko-hem'-ik*). See *leukemic*.
leukokeratosis (*lū-ko-ker-at-o'-sis*). See *leukoplakia*.
leukol, leukolin (*lū-kol, lu'-ko-lin*). Quinolin, *q. v.*
leukolysis (*lū-kol'-is-is*). See *leukocytolysis*.
leukolytic. See *leukocytolytic*.
leukoma (*lū-ko'-mah*) [*λευκός*, white]. 1. An opacity of the cornea the result of an ulcer, wound, or inflammation, and presenting an appearance of ground glass. 2. The term has also been used for albumin. See *leukoplakia*.
leukomaine (*lū-ko'-mah-ēn*) [*λευκός*, white]. The name applied to any one of the nitrogenous bases or alkaloids normally developed by the metabolic activity of living organisms, as distinguished from the alkaloidal bodies developed in dead bodies, and called ptomaines. From their chemical affinities leukomaines may be divided into two groups—the *uric-acid group*, comprising adenine, carnine, guanine, heteroxanthine, hypoxanthine, paraxanthine, pseudoxanthine, spermine, xanthine; and the *creatinine group*, in which are amphicreatinine, crusocreatinine, xanthocreatinine, and others.
leukomainemia (*lū-ko-ma-in-e'-me-ah*) [*leukomaine*; *αἷμα*, blood]. The presence of leukomaines in the blood; the retention or imperfect elimination of the various excretory products of the living cells of the organism.
leukomainic (*lū-ko-ma-in'-ik*). Pertaining to, or of the nature of, a leukomaine.
leukomatoid (*lū-ko'-mat-oid*). See *leukomatous*.
leukomatorrhea (*lū-ko-mat-or-e'-ah*) [*leuko-*; *ῥοία*, a flow]. An excessive whitish secretion. **l. salivalis**, salivation. **l. urinalis**, albuminuria. **l. vaginalis**, leukorrhea.
leukomatosis (*lū-ko-mat-o'-sis*) [*leuko-*; *νόσος*, disease]. Abnormal increase of albumin in a part, as in the cornea, the lens, the joints; also amyloid degeneration.
leukomatous (*lū-ko'-mat-us*) [*leukoma*]. Having the nature of or affected with leukoma.
leukomonocyte (*lū-ko-mon'-o-sīt*) [*leuko-*; *μόνος*, single; *κύτος*, cell]. A lymphocyte.
leukomyelitis (*lū-ko-mi-el-i'-tis*) [*leuko-*; *μυελός*, marrow; *ῖτις*, inflammation]. Inflammation of the white substance of the spinal cord.
leukomyelopathy (*lū-ko-mi-el-op'-ath-e*) [*leuko-*; *μυελός*, marrow; *πάθος*, disease]. Any disease of the white substance of the myelon or spinal cord.
leukonecrosis (*lū-ko-ne-kro'-sis*) [*leuko-*; *necrosis*]. A form of dry gangrene, the slough having a light color.
leukonostoc (*lū-ko-nos'-tok*) [*leuko-*; *Nostoc*]. A genus of schizomycetes having its elements disposed in chains and enveloped in a sheath of tough jelly.
leukonuclein (*lū-ko-nū'-kle-in*). A decomposition-product of nucleohiston by action of hydrochloric acid.
leukonychia (*lū-kon-ik'-e-ah*) [*leuko-*; *ὄνυξ*, nail]. A whitish discoloration of the nails owing to the presence of air beneath them.
leukopathic (*lū-ko-path'-ik*) [*leuko-*; *πάθος*, disease]. Relating to or affected with leukopathia.
leukopathy, leukopathia (*lū-kop'-ath-e, lū-ko-pa'-the-ah*) [*leuko-*; *πάθος*, suffering]. Any deficiency of coloring-matter; albinism. See *leukoderma*.
leukopedesis (*lū-ko-ped-e'-sis*). Diapedesis of leukocytes through the wall of blood vessels.
leukopenia (*lū-ko-pe'-ne-ah*) [*leuko-*; *πενία*, poverty]. A decrease below the normal number of leukocytes in the peripheral blood.
leukophlegmasia (*lū-ko-fleg-ma'-se-ah*) [*leuko-*; *φλέγμα*, inflammation]. 1. A condition marked

by a tendency to dropsy, accompanied by a pale flabby skin and general edema of the whole body; solid edema. 2. Phlegmasia alba dolens. **l. dolens puerperarum,** phlegmasia alba dolens.

leukophthalmous (*lū-koff-thal'-mus*) [*leuko-*; *ὀφθαλμός*, eye]. Having unusually white eyes.

leukopin (*lū'-ko-pin*). Visual white, produced from rhodopsin by the action of light.

leukoplakia (*lū-ko-pla'-ke-ah*) [*leuko-*; *πλάξ*, surface]. Whitening of a surface. **l. buccalis, l. lingualis,** a disease characterized by the presence of pearly-white or bluish-white patches on the surface of the tongue or the mucous membrane of the cheeks, due to a hyperplasia of the epithelium.

leukoplania (*lū-ko-pla'-ne-ah*) [*leuko-*; *πλάνη*, a wandering]. The wandering of leukocytes or their passage through a membrane.

leukoplasia (*lū-ko-pla'-ze-ah*). See *leukoplakia.*

leukoplast, leukoplastid (*lū-ko-plast'* *lū-ko-plast'-id*) [*leuko-*; *πλάσσειν*, to form]. A starch-forming colorless, protein bodies found in cells not exposed to light; amyloplast.

leukopoiesis (*lū-ko-poy-e'-sis*) [*leuko-*; *ποιεῖν*, to make]. The formation of leukocytes.

leukoprotease (*lū-ko-pro'-te-ās*). An enzyme of the polymorphonuclear leukocytes capable of proteolytic digestion in any except an acid medium.

leukopsin (*lū-kop'-sin*) [*leuko-*; *ὄψις*, sight] Visual white, produced from rhodopsin by the action of light.

leukorrhagia (*lū-kor-a'-je-ah*) [*leuko-*; *ῥηγνύναι*, to burst forth] An excessive leukorrheal flow.

leukorrhea (*lū-kor-e'-ah*) [*leuko-*; *ῥοία*, a flow]. A whitish, mucopurulent discharge from the female genital canal, popularly called "the whites."

leukorrheal (*lū-kor-e'-al*) [*leukorrhea*]. Of the nature of or pertaining to leukorrhea.

leukosarcoma (*lū-ko-sar-ko'-mah*) [*leuko-*; *sarcoma*]. A nonpigmented sarcoma.

leukosin (*lū'-ko-sin*) [*leuko-*]. A principle said by some to be present in asthma-crystals, and in crystals found in the blood in certain cases of leukemia.

leukosis (*lū-ko'-sis*) [*λευκός*, white]. 1. Any disease of the lymphatics 2. Abnormal pallor of the skin 3. The development and progress of leukoma.

leukotactic (*lū-ko-tak'-tik*) [*leuko-*; *τάξις*, arrangement]. Relating to leukotaxis.

leukotaxis (*lū-ko-taks'-is*). The arranging and ordering function of leukocytes.

leukotic (*lū-kot'-ik*) [*leuko-*]. Relating to leukoma.

leukotin (*lū-ko'-tin*) [*leuko-*], $C_{21}H_{20}O_6$. A crystalline substance found in *Paracoto;* it is soluble in alcohol, ether, and chloroform.

leukotoxic (*lū-ko-toks'-ik*). Destructive to leukocytes.

leukotoxin (*lū-ko-toks'-in*) [*leuko-*; *τοξικόν*, poison]. A cytotoxin obtained by Metchinkoff from lymphatic ganglia.

leukotrichia (*lū-ko-trik'-e-ah*) [*leuko-*; *θρίξ*, hair]. Whiteness of the hair; canities.

leukotrichous (*lū-kot'-rik-us*) [*leuko-*; *θρίξ*, hair]. White-haired.

leukourobilin (*lū-ko-ū-ro-bil'-in*) [*leuko-*; *οὖρον*, urine; *bilis*, bile]. A colorless decomposition-product of bilirubin.

leukous (*lū'-kus*) [*leuko-*]. White.

leukozon (*lū'-ko-zon*). A disinfecting powder consisting of approximately equal parts of calcium perborate and talcum.

leukuresis (*lū-kū-re'-sis*) [*leuko-*; *οὖρον*, urine]. Albuminuria.

leusin (*lū'-sin*). See *leucin.*

Levaditi method (*lev-ah-de'-te*) [Constantin *Levaditi*, French physician]. A modification of Cajal's method of staining nerve-fibers used for staining the *Treponema pallidum* in sections; a solution of silver nitrate is used, which stains the treponema a dense black.

Levant nut (*lev-ant'*). Cocculus indicus.

Levant wormseed. See *santonica.*

levator (*le-va'-tor*) [L., "a lifter." *pl.*, *levatores*]. 1. That which raises or elevates, as certain muscles. See *muscles, table of.* 2. An instrument used for raising a depressed portion of the skull.

lever (*le'-ver*) [*levare*, to elevate]. 1. A vectis or one-armed tractor, used in obstetrics. 2 A dental instrument, used in lifting out decayed stumps. **l., Davy's,** an aorta-compressor. It is a wooden bar, which is introduced into the rectum.

levicellular (*lev-e-sel'-ū-lar*) [*levis*, smooth, *cellula*, cell]. Smooth-celled, as a levicellular myoma or a levicellular muscle-fiber.

levico-ochre (*lev-ik-o-o'-ker*). A mud containing iron and arsenic, obtained from the springs at Levico in the Tyrol. It is applied in the form of a hot poultice in chronic inflammation.

levigable (*lev'-ig-a-bl*) [*lævigare*, to make smooth]. Susceptible of being levigated, or reduced to fine powder by a mechanical process.

levigate (*lev'-ig-āt*) [*lævigare*, to make smooth] 1. To reduce to a fine powder by rubbing or grinding; to triturate 2. Smooth. 3. Uniform: applied to the reddening in skin diseases

levigation (*lev-ig-a'-shun*) [*lævigare*, to make smooth] The trituration of a substance made into a paste with water or other liquid When performed with a muller on a slab of porphyry it is called *porphyrization*

Levis's splint (*le'-vis*). A perforated metal splint extending from below the elbow almost to the distal ends of the metacarpal bones It is hollowed to fit the forearm and palm, and the metacarpal joints are flexed over it.

Levisticum (*lev-is'-tik-um*). A genus of plants containing but one species, *L. officinale*, indigenous to middle Europe. The root, plant, and fruit are diuretic and are used in dropsy and amenorrhea. Dose of *fluidextract* 15–60 min. (0.9–3.7 Cc.). See *iovage.*

levitation (*lev-it-a'-shun*) [*levitas*, lightness]. 1. The pretended elevation of the body into the air without support, a feat professedly performed by various modern thaumaturgists. 2. The subjective sense of being aloft, and without support; a symptom in certain cases of insanity.

levity (*lev'-it-e*) [*levitas*, lightness]. The antithesis of gravity

levoduction (*lev-o-duk'-shun*) [*lævus*, left; *ducere*, to lead]. The movement of the eye to the left.

levoglucosan (*lev-o-glū'-ko-san*) [*lævus*, left; *γλύκυς*, sweet]. A derivative of picein obtained by heating the latter with baryta.

levoglucose (*le-vo-glu'-kōs*). Levulose.

levogyrate (*le-vo-ji'-rāt*). See *levorotatory.*

levophobia (*lev-o-fo'-be-ah*) [*lævus*, left, *φόβος*, fear]. Morbid dread of objects on the left side of the body.

levophoria (*le-vo-fo'-re-ah*) [*lævus*, left; *φέρειν*, to bear]. A tending of the visual lines to the left.

levorotatory (*le-vo-ro'-tat-o-re*) [*lævus*, left; *rotare*, to turn]. Causing to turn toward the left

hand: applied to substances that turn the rays of polarized light to the left.

levotorsion (*le-vo-tor'-shun*) [*lævus*, left; *torquere*, to twist]. A turning or twisting toward the left.

levoversion (*le-vo-ver'-shun*). See *levotorsion*.

Levret's law (*lev-ra'*) [André, *Levret*, French obstetrician, 1703–1780]. Marginal insertion of the umbilical cord in placenta prævia.

André Levret.

levulan (*lev'-ū-lan*) [*lævus*, left], $C_6H_{10}O_5$. An anhydride of levulose obtained from beet-sugar molasses.

levulin (*lev'-ū-lin*) [*lævus*, left]. A carbohydrate identical with synanthrose, occurring in immature grain and the tubers of certain composite flowers

levulinic acid (*lev-ū-lin'-ik*). See *acid, levulinic*.

levulosan (*lev-ū-lo'-san*) [*levulose*], $C_6H_{10}O_5$. A carbohydrate prepared by heating levulose.

levulose (*lev'-ū-lōs*) [*lævus*, left], $C_6H_{12}O_6$. Fruit-sugar, the natural sugar of fruits. It is a colorless, syrupy liquid, and rotates the plane of polarized light to the left. It occurs normally in the intestine, and rarely in the urine in disease. See *invert-sugar*.

levulosemia (*lev-ū-lo-se'-me-ah*) [*levulose*; *αἷμα*, blood]. The presence of levulose in the blood.

levulosuria (*lev-ū-lo-sū'-re-ah*) [*levulose*; *οὖρον*, urine]. The presence of levulose in the urine.

levuretin (*lev-ū'-re-tin*) [Fr., *levure*, yeast]. A preparation of dried brewers' yeast used in skin diseases. Dose 1 teaspoonful (5 Cc.) in milk 3 times daily

levurin (*lev'-ū-rin*) [see *levuretin*]. A dried extract of beer-yeast; used in cases of sepsis. Dose 1 teaspoonful (5 Cc.) 3 times daily.

Lewin's erythema of the larynx (*lā'-in*). Simply syphilitic catarrh of the larynx.

lewinin (*lū'-in-in*) [after Dr. *Lewin*]. A local anesthetic resin from kava.

Lewisohn's method of blood transfusion (*loo'-is-on*) [Richard *Lewisohn*, American physician]. A method of blood transfusion, in which a 10% solution of sodium citrate is used to prevent coagulation during the process.

lexipharmac (*leks-if-ar'-mak*) [*λῆξις*, cessation; *φάρμακον*, poison]. An alexipharmac.

lexipyretic (*leks-ip-i-ret'-ik*) [*λῆξις*, cessation; *πυρετός*, fever]. 1. Febrifugal; antipyretic. 2. A febrifugal medicine.

Leyden battery (*li'-den*) [*Leyden*, a town in Holland]. A series of Leyden jars connected tandem. **L. jar**, a glass jar coated within and without with tin-foil, reaching nearly to the neck, and surmounted by a knobbed conductor in connection with the inner coating. It is designed for the temporary accumulation of electricity, with which the inner foil may be charged.

Leyden's ataxia (*li'-den*) [Ernst Victor von *Leyden*, German physician, 1832–1910]. Pseudotabes. **L.'s cells**, large, mononuclear epithelioid cells found in the anterior horns of the spinal cord in cases of anterior poliomyelitis. They are also met in other inflammatory affections of the cord. **L.'s crystals.** See *Charcot-Leyden's crystals* **L.'s neuritis**, a variety of neuritis in which the nerve-fibers are replaced by fatty tissue. Syn., *lipomatous neuritis*. **L.'s sign**, in cases of subphrenic pyopneumothorax manometric observation shows that the pressure in the abscess-cavity rises during inspiration and falls during expiration. The reverse was held by Leyden to occur in true pneumothorax.

Leyden-Charcot's crystals. See *Charcot-Leyden's crystals*.

Leyden-Moebius' type of progressive muscular atrophy. A type commencing in the calves and often assuming the character of Duchenne's paralysis.

Leydenia gemmipara (*li-de'-ne-ah jem-ip'-ar-ah*) [see *Leyden's ataxia*]. The large round or polymorphous cells with lively ameboid movement discovered by v. Leydenin the ascitic fluid in cancer patients.

Leydig's cells (*li'-dig*) [Franz von *Leydig*, German anatomist, 1821–1908]. Cells found in the interstitial tissue of the testicle, and which are supposed to furnish an internal secretion. And see *Henle's cells*. **L.'s duct**, the Wolffian duct.

L. F. A. Abbreviation denoting the left fronto-anterior position of the fetus in utero.

L. F. P. Abbreviation denoting the left fronto-posterior position of the fetus in utero.

L. F. P. S. Abbreviation for Licentiate of the Faculty of Physicians and Surgeons (of Glasgow).

Li. The chemical symbol of *lithium*.

Lian's point (*le-ahn'*). Take a line from the umbilicus to the anterior superior spine of the ilium, the point where the outer third joins the middle third is Lian's point; it is a safe place in which to perform paracentesis.

lianthral (*li-an'-thral*). A proprietary preparation said to be an extract of coal-tar and casein.

liantrol (*li-an'-trol*). A coal-tar preparation, used externally in cases of eczema.

libanol (*lib'-an-ol*). Trade name of a preparation of satin-wood oil.

libanotus (*lib-an-o'-tus*) [*λίβανος*, frankincense]. An old name for olibanum.

libanus (*lib'-an-us*) [*λίβανος*, frankincense]. Frankincense, or olibanum.

liberation (*lib-er-a'-shun*) [*liberare*, to make free]. The act of freeing. **l. of the arms**, in breech-

presentations, the bringing down of the arms of the fetus when they have become extended along the sides of the child's head

liberomotor (*lib-er-o-mo'-tor*) [*liberare*, to disengage; *motor*, mover]. Setting free or disengaging motor energy.

libidinous (*lib-id'-in-us*) [*libidinosus*, lustful]. Characterized by strong sexual desire.

libido (*lib-i'-do*) [L.]. Desire; lust. **l. intestini**, desire for defecation **l. sexualis**, lust. **l. urinæ**, desire to urinate.

LiBr. Lithium bromide.

libra (*li'-brah*) [*libra*, a balance]. A pound. A weight of twelve troy ounces, or 5760 gr. Also applied to the avoirdupois pound of sixteen ounces, or 7000 gr.

libradol (*lib'-rad-ol*). The proprietary name for a soft, greenish ointment recommended for relief of pain

lice (*lis*). Plural of louse. See *pediculus*.

license (*li'-sens*) [*licentia*, license]. An official permit or authority conferring on the recipient the right and privilege of exercising his profession.

licentiate (*li-sen'-she-āt*) [*licentiatus*, one licensed] A term sometimes applied to a person who practises a profession by the authority of a license.

lichen (*li'-ken*) [λειχήν, a lichen]. A generic term for a group of inflammatory affections of the skin in which the lesions consist of solid papules **l. acuminatus**, a variety of lichen ruber in which the papules are acuminate. It is usually very acute, and is accompanied by grave constitutional symptoms (rigors, pyrexia, sweats, prostration) and by itching. **l. agrius**, eczema papulosum. **l. disseminatus**, a form with scattered lesions. **l. nitidus**, a form of lichen with granuloma formation, said to be tuberculous **l. pilaris**, an inflammatory disease of the hair-follicles in which a spinous epidermic peg occupies the center of the papules. **l. planus**, an inflammatory skin disease, with an eruption made up of papules that are broad and angular at the base, flat and apparently glazed on the summit, slightly umbilicated, and of a dull, purplish-red color The papules may be discrete or may coalesce, and itching may be slight or severe. **l. ruber**, a rare skin disease, with lesions consisting in the beginning, of discrete, miliary, conical papules, but, as the disease advances, becoming aggregated and forming continuous red, infiltrated, and scaly patches. The whole surface may eventually become involved. The nails of the fingers and toes become affected, being of a dirty-brown color, rough, flaky, and breaking off short. The etiology and pathology are obscure. **l. scrofulosus**, a form occurring in strumous children. The eruption is situated on the trunk, especially upon the back, either diffusely or in patches. The papules are very small, pale, conical, and surmounted by fine scales; they cause no itching, and on fading leave a rather persistent yellowish pigmentation. **l. strophulosus**. See *strophulus*. **l. tropicus**, prickly heat.

licheniasis (*li-ken-i'-as-is*). 1. The formation of lichen. 2. The condition of one affected by one of the forms of lichen. **l. strophulus**. See *strophulus*.

lichenification (*li-ken-i-fi-ka'-shun*). The change of an eruption into a form resembling lichen.

lichenin (*li'-ken-in*), $C_6H_{10}O_5$ or $C_{12}H_{20}O_{10}$. Moss-starch; a starch-like body found in lichens. Iodine imparts a dirty-blue color to it. It is insoluble in cold water, but forms a jelly with hot water. See *cetraria*.

lichenization (*li-ken-i-za'-shun*). The development of lesions of lichen.

lichenoid (*li'-ken-oid*) [*lichen*; εἶδος, like]. Resembling lichen.

Lichtheim's disease (*likt'-hīm*) [Ludwig *Lichtheim*, German physician, 1845–]. Subcortical sensory aphasia. **L.'s sign**, in L.'s disease the patient can indicate by signs the number of syllables in a word, but he cannot articulate.

LiCl. Lithium chloride.

Li_2CO_3. Lithium carbonate.

licorice (*lik'-or-is*). See *glycyrrhiza*.

lid. See *eyelid*.

Lieben's test for acetone in urine (modified by Ralfe) (*le'-ben*) [Adolf *Lieben*, Austrian chemist, 1836–]. Dissolve 20 gr. of potassium iodide in a dram of solution of potassium hydroxide and boil; then carefully float the urine on its surface in a test-tube. A precipitation of phosphates occurs at the point of contact which, in the presence of acetone, will become yellow and studded with yellow points of iodoform.

Lieberkuehn's ampulla (*le'-ber-kin*) [Johann Nathaniel *Lieberkuehn*, German anatomist, 1711–1756]. A cavity that was supposed by Lieberkuehn to exist in an intestinal villus and to communicate at the apex with the lumen of the intestine and at the base with the lacteals. **L.'s crypts, L.'s follicles, L.'s glands**, minute tubular glands in the mucosa of the large and small intestine. **L.'s jelly**, a variety of metaprotein formed by adding strong potash to undiluted white of egg.

Liebermann's test for proteids (*le'-ber-man*) [Leo von Szentlorincz *Liebermann*, Austrian physician 1852–]. Wash the proteid with alcohol and ether, and treat with fuming hydrochloric acid; a beautiful violet-blue coloration is produced

Liebermann-Burchard's test for cholesterin (*le'-ber-man-boork'-hart*). Allow the substance to dissolve in acetic anhydride, then add a few drops of concentrated sulphuric acid, when a beautiful violet coloration is produced, changing quickly to green if cholesterin is present.

Liebermeister's rule (*le'-ber-mī-ster*) [Carl von *Liebermeister*, German physician, 1833–1901]. In febrile conditions, an increase of eight pulse beats corresponds to an increase of body temperature of about 1° C.

Liebig's extract (*le'-big*) [Baron Justus von *Liebig*, German chemist, 1803–1873]. A variety of beef-extract. **L.'s test for cystin**, boil the substance with caustic alkali containing lead oxide. In the presence of cystin a precipitate of black lead sulphide is formed.

lien (*li'-en*) [L.]. The spleen. **l. accessorius**, accessory spleen.

lienaden (*li-en'-ad-en*) [*lien*; ἀδήν, gland]. The proprietary name of a preparation made from the spleen of animals.

lienal (*li'-en-al*) [*lien*]. Relating to the spleen.

lienculus (*li-en'-kū-lus*) [dim. of *lien*]. A detached part or exclave of the spleen.

lienic (*li-en'-ik*) [*lien*, a spleen]. Pertaining to the spleen.

lienitis (*li-en-i'-tis*) [*lien*; ιτις, inflammation]. Splenitis.

lieno- (*li-en-o-*) [*lien*]. A prefix meaning relating to the spleen.

lienocele (*li-en'-o-sēl*) [*lien*, a spleen; κήλη, hernia]. Hernia of some part or of all of the spleen.

lienointestinal (*li-en-o-in-tes'-tin-al*) [*lieno-; intestine*]. Relating to the spleen and intestine.

lienomalacia (*li-en-o-mal-a'-she-ah*) [*lieno-; μαλακία*, softening]. Morbid softening of the spleen.

lienomedullary (*li-en-o-med'-ul-ar-e*). See *lienomyelogenous.*

lienomyelogenous (*li-en-o-mi-el-oj'-en-us*) [*lieno-; μυελός*, marrow; γεννᾶν, to produce]. Derived from both spleen and marrow.

lienomyelomalacia (*li-en-o-mi-el-o-mal-a'-she-ah*) [*lieno-; μυελός*, marrow; *μαλακία*, softening]. Softening of the spleen and bone-marrow.

lineopancreatic (*li-en-o-pan-kre-at'-ik*). Relating to the spleen and pancreas.

lienorenal (*li-en-o-re'-nal*) [*lieno-; ren*, kidney]. Relating to the spleen and the kidney.

lienotoxin (*li-en-o-toks'-in*) [*lieno-; toxin*]. A cyto-toxin with specific action on the cells of the spleen.

lienteric (*li-en-ter'-ik*) [*lientery*]. Pertaining to or affected with lientery.

lientery (*li'-en-ter-e*) [λεῖος, smooth; ἔντερον, intestine]. A form of diarrhea in which the food passes rapidly through the bowel without undergoing digestion.

lienunculus (*li-en-un'-kū-lus*) [dim. of *lien*]. A detached part of the spleen.

Lieutaud's body (*lū-to'*) [Joseph *Lieutaud*, French physician, 1703–1780]. Same as *L's trigangle.* **L.'s sinus.** The straight sinus **L.'s triangle,** the trigonum vesicæ. **L.'s uvula.** A longitudinal mesial ridge in the trigone of the bladder.

life (*līf*) [AS., *līf*]. 1. The sum of properties that enables an organism to adapt itself to surrounding conditions. 2. The characteristic phenomena manifested by living beings. 3. The force or principle underlying or causing the phenomena presented by organized beings. 4. The period between birth and death. **l., animal,** the manifestations depending directly on the cerebrospinal nervous system and the voluntary muscles, as distinguished from vegetative life—that is, the functions of digestion, respiration, reproduction, etc. **l., antenatal,** the life of the fetus before birth. **l., change of,** that period in the life of a woman at which menstruation ceases Syn., *climacteric; menopause.* **l., embryonic,** the period beginning with the differentiation of the blastoderm and ending about the end of the second month **l., expectation of,** the average number of years which a person may expect to live, as calculated from life-tables.

ligament, ligamentum (*lig'-am-ent, lig-am-en'-tum*) [*ligare*, to bind]. 1. A band of flexible, compact connective tissue connecting the articular ends of the bones, and sometimes enveloping them in a capsule. 2. Certain folds and processes of the peritoneum. **l., accessory,** one that strengthens another. **l., acromioclavicular,** a ligament covering the acromioclavicular articulation and extending from the clavicle to the acromial process of the scapula. **l., adipose,** the mucous ligament of the knee-joint. **l., alar.** 1. One of the two folds of synovial membrane on each side of the mucous ligament of the knee-joint. 2. See *l., odontoid.* **l., annular (of ankle),** the broad ligament covering the anterior surface of the ankle-joint. **l., annular (of wrist),** a strong ligament extending from the trapezium to the unciform bone, confining the flexor tendons. **l., arcuate,** one of the arched ligaments extending from the body of the diaphragm to the last rib and to the transverse process of the first lumbar vertebra. **l., atloaxoid,** that joining the atlas and the axis. **l., atlooccipital,** that joining the atlas and the occiput. **l.s, auricular,** three ligaments uniting the external ear to the head. **ligamentum bifurcatum,** the Y-ligament. **l. of Bigelow.** See *l., iliofemoral.* **l., broad.** 1. A fold of peritoneum extending laterally from the uterus to the pelvic wall. 2. A ligament supporting the liver. **l., capsular,** a heavy fibrous structure surrounding an articulation, and lined by synovial membrane. **l., central.** See *filum terminale.* **l., check.** See *l., odontoid.* **l., ciliary,** the tissue at the junction of the cornea and sclera forming the root of the iris. **ligamenta coli,** three longitudinal bands on the surface of the large intestine, due to thickening of the longitudinal muscle-fibers. **l., conoid,** the inner portion of the coracoclavicular ligament. It is attached to the coracoid process of the scapula and the conoid tubercle of the clavicle. **l., coracoclavicular,** one extending from the coracoid process of the scapula to the clavicle. **l., coracohumeral,** that joining the coracoid process of the scapula and the upper and posterior portion of the capsule of the shoulder-joint and the upper part of the humerus. **l., coronary,** a peritoneal fold extending from the posterior edge of the liver to the diaphragm. **l., costoclavicular.** See *l., rhomboid.* **l., costocoracoid,** that joining the first rib and the coracoid process of the scapula. **l., costocolic,** a peritoneal fold joining the diaphragm and the splenic flexure of the colon. **l., cotyloid,** a ring of fibrocartilaginous tissue at the margin of the acetabulum. **l., crucial, anterior,** the smaller crucial ligament of the knee, extending from the upper surface of the tibia to the inner surface of the external condyle of the femur. **l., crucial, posterior,** one attached below to the back part of the depression behind the spine of the tibia, to the popliteal notch, and to the external semilunar fibrocartilage, and above to the inner condyle of the femur. **l., cruciform,** that formed by the transverse ligament of the atlas and a vertical ligament running from the middle of this to the body of the axis **l., crural.** See *Poupart's l.* **l., deltoid,** lateral internal ligament of the ankle. **l., Denucé's.** See *Denucé's ligament.* **l.s, elastic,** ye low, highly elastic ligaments lying at the back of the spinal canal, appearing in pairs between the laminæ of contiguous vertebræ from the axis to the interval between the last lumbar vertebra and the sacrum. **l., falciform.** 1. A sickle-shaped expansion of the great sacrosciatic ligament, extending along the inner margin of the tuberosity and inferior ramus of the ischium. 2. The broad ligament of the liver. **l., femoral.** See *Hey's l.* **l., Flood's.** See *Flood's ligament.* **l.s, funicular,** band like ligaments accessory to capsular ligaments surrounding movable joints; they are made up of parallel bundles of flexible fibrous tissue, but without elasticity. **l., Gimbernat's.** See *Gimbernat's ligament* **l., glenohumeral,** a portion of the coracohumeral ligament, attached to the inner and upper portion of the bicipital groove. **l., glenoid.** 1. A ring of fibrocartilaginous tissue attached to the rim of the glenoid fossa. 2. One of those joining the phalanges of the metacarpal bones. **l., glenoideobrachial,** the thickened part of the

capsular ligament of the shoulder which is inserted into the lesser tuberosity of the humerus. **l., Hey's,** a sickle-shaped expansion of the fascia lata. Syn., *femoral ligament.* **l., iliofemoral,** a strong ligament extending from the anterior inferior iliac spine to the lesser trochanter and the intertrochanteric line. **l., iliotibial.** See *Maissiat's band.* **l., iliotrochanteric,** a portion of the iliofemoral ligament. **l., interclavicular,** one joining the clavicles and the sternum. **l., interfoveolar,** a thin, fibrous band extending from the posterior surface of the fascia transversalis, near the plica semilunaris, to the pubic bone and Gimbernat's ligament; it forms part of the conjoined tendon **l., lateral,** one of the peritoneal folds between the sides of the liver and the inferior surface of the diaphragm **l., Lockwood's.** See *Lockwood's ligament.* **l., Mauchart's.** See *Mauchart's ligament* **l., mucous** (of the knee-joint), a fold of synovial membrane extending from the intercondyloid fossa to the lower margin of the patella. **l., nuchal,** one at the nape of the neck, connecting the two trapezius muscles. **l., odontoid,** any one of the broad, strong ligaments arising on each side of the apex of the odontoid process and connecting the atlas with the skull. **l., orbicular** (of radius), that surrounding the head of the radius. **l., palpebral, external,** that joining the outer margin of the orbit and the tissues of the eye-lid. **l., palpebral, internal,** one extending from the nasal process of the superior maxilla to the lacrimal spine of the lacrimal bone and the inner end of the tarsal cartilage. **ligamentum patellæ,** a strong fibrous structure, extending from the tubercle of the tibia upward to become the tendon of the quadriceps extensor muscle; it embraces the patella **ligamentum pectinatum,** the spongy tissue at the junction of the cornea and sclera in the sinus of the anterior chamber of the eye. It forms the root of the iris. **l., Poupart's,** the ligament extending from the anterior superior spine of the ilium to the spine of the pubis and the pectineal line It is the lower portion of the aponeurosis of the external oblique muscle. **l., pterygomaxillary,** one joining the apex of the internal pterygoid plate of the sphenoid bone and the posterior extremity of the internal oblique line of the lower jaw. **l., pterygospinous,** a ligamentous band extending from the external pterygoid plate to the spine of the sphenoid. **l., pubic, inferior,** a triangular ligament extending from the symphysis pubis to the rami of the pubic bones. **l., pylorocolic,** Glénard's name for the attachment of the transverse colon to the pylorus. **l., reticular,** one holding a muscle to a bone. **l., rhomboid,** one joining the cartilage of the first rib and the tuberosity of the clavicle. **l., round (of hip).** See *ligamentum teres femoris.* **l., round (of forearm),** one joining the coronoid process of the ulna and the tuberosity of the radius. **l., round (of liver),** a fibrous cord running from the umbilicus to the notch in the anterior border of the liver. It represents the remains of the obliterated umbilical vein. **l., round (of uterus),** a ligament running from the anterior surface of the cornu of the uterus through the inguinal canal to the mons Veneris. **l., sacrosciatic, great,** a ligament extending from the sacrum, coccyx, and inferior iliac spine to the tuberosity of the ischium. **l., spinoglenoid,** one extending between the spine of the scapula and the glenoid cavity. **l., splenophrenic,** the suspensory ligament of the spleen. **l., spring,** one joining the os calcis and scaphoid bone. **l., sternoclavicular,** the capsular ligament of the articulation between the sternum and clavicle. **l.s sternopericardiac,** connecting bands between the sternum and the pericardium. **l., stylohyoid,** a fibrous cord extending from the apex of the styloid process of the temporal bone to the lesser cornu of the hyoid bone. **l., stylomaxillary,** a ligament joining the styloid process of the temporal bone and the inferior surface of the posterior margin of the ramus of the inferior maxilla. **l., subpubic.** See *l., pubic, inferior.* **l., supraspinal cervical.** See *l., nuchal.* **l. suspensory (of crystalline lens),** the zonule of Zinn. **l., suspensory (of eyeball).** See *Lockwood's ligament.* **l., sutural.** 1. A thin lamina of fiber occurring in the cranial sutures. 2 A thin lamina of fibrous tissue often interposed between the articulating surfaces of bones united by suture. **l.s, synovial,** synovial folds resembling ligaments. **ligamentum teres,** a rounded fibrous cord attached to the center of the articular surface of the head of the femur, and extending to the margin of the cotyloid notch of the acetabulum. **l.s, thyroarytenoid,** the vocal bands. **l., thyroarytenoid, inferior,** one of the inferior or true vocal bands. **l., thyroarytenoid, superior,** one extending between the inner surface of the upper portion of the thyroid cartilage and the anterior surfaces of the apices of the arytenoid cartilages **l., transverse (of atlas),** one attached to two small tubercles on the inner surface of the atlas, and surrounding the odontoid process of the axis. **l., transverse (of hip-joint),** one extending across the cotyloid notch of the acetabulum. **l., transverse (of knee-joint),** one extending from the anterior margin of the external semilunar fibrocartilage to the anterior extremity of the internal fibrocartilage. **l., trapezoid,** the anterior or external portion of the coracoclavicular ligament, extending from the upper surface of the coracoid process of the scapula to the under surface of the clavicle. **l., triangular** (of the urethra), a tendinous band of triangular shape, attached by its apex to the reflected portion of Poupart's ligament, and passing inward beneath the spermatic cord and behind the inner pillar of the external abdominal ring, to join the tendon of the opposite side. **l., uterovesical,** one of the peritoneal folds connecting the bladder and the uterus **l., vesicoumbilical.** Same as *urachus.* **l., Winslow's** the posterior ligament of the knee-joint. **l., Y-shaped** (of Bigelow), the iliofemoral ligament.

ligamental, ligamentary (*lig-am-en'-tal, lig-am-en'-ta-re*). Of the nature of a ligament.

ligamentopexis (*lig-am-en-to-peks'-is*) [*ligament; πῆξις,* fixation]. Beck's operation of suspension of the uterus on the round ligaments

ligamentopexy (*lig-am-en-to-pek'-se*). See *ligamentopexis.*

ligamentous (*lig-am-en'-tus*) [*ligament*]. Of the nature of, or pertaining to, a ligament.

ligamentum (*lig-am-en'-tum*). See *ligament.* **l. denticulatum,** a notched ligament on each side of the myelon. **l. dentis,** that portion of the gum which is attached to the neck of a tooth. **l. inguinale,** Poupart's ligament, *q. v.* **l. interfoveolare.** See *Hesselbach's ligament.* **l. mucosum,** a synovial fold. **l. nuchæ, one at**

the nape of the neck, connecting the two trapezius muscles. **l. patellæ**, the ligament securing the patella to the tibia. **l. spirale**, the thick part of the cochlear basilar membrane. **l. teres**, a round ligament. See *ligament*, round. **l. teres femoris**, a fibrous cord extending from the head of the femur to the margin of the cotyloid notch of the acetabulum.

ligate (*lī'-gāt*) [*ligare*, to bind]. To apply a ligature.

ligation (*lī-ga'-shun*) [*ligate*]. The operation of tying, especially of tying arteries.

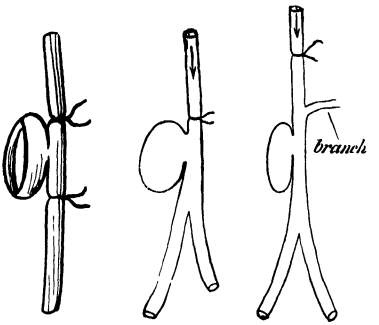

ANTYLLUS. ANEL. HUNTER.

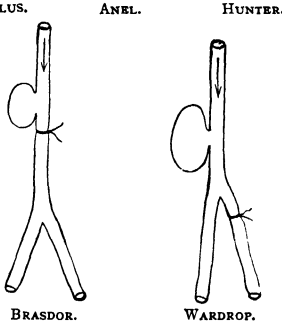

BRASDOR. WARDROP.

ligator (*lī-ga'-tor*) [*ligare*, to bind]. An instrument used in placing and fastening ligatures.

ligature (*lig'-at-ūr*) [*ligatura*, a band]. 1. A cord or thread for tying vessels. 2. Ligation. **l., double**, using two ligatures to a vessel, between which it is divided. **l., elastic**, a narrow band or thread of rubber applied tightly to a part so as to destroy the tissues or separate by compression. It is used in the treatment of hemorrhoids, anal fistula, and in the removal of pedunculated growths. **l., Erichsen's**, one consisting of a double thread, one half of which is white, the other half black; used in the ligation of nævi. **l., immediate**, where the ligature is applied directly to the artery. **l., interlacing, l., interlocking**, one for securing a pedicle in which several loops interlace. **l., intermediate**, where the ligature includes some corrective tissue. **l., intermittent**, a tourniquet applied above a poisoned wound to stop the blood-current; it is occasionally relaxed to allow of renewal of the circulation. **l., lateral**, partial occlusion of the lumen of a vessel by a loose ligature. **l., provisional**, a ligature applied during an operation, removed before the completion of the operation. **l., terminal**, where the cut end of an artery is tied. **l., Woodridge's**, the isolation of the ventrices by drawing a silk ligature tightly about the auricles at their junction with the ventricles.

light (*līt*) [AS., *lehót*]. Luminous wave motions that give rise to the sensation of vision when the rays impinge upon the retina. **l., axial**, light-rays that are parallel to each other and to the optic axis. **l., central**. See *l., axial*. **l.-difference**, the difference between the two eyes in respect to their sensitiveness to light. **l., diffused**, that reflected simultaneously from an infinite number of surfaces, or that which has been scattered by means of a concave mirror or lens. **l., Finsen**, light from which the heat-rays are excluded and only the blue and violet rays remain; it is used in phototherapy. **l., oblique**, light falling obliquely on a surface. **l., polarization of**. See *polarization*. **l., reflected**, light thrown back from an illuminated object. **l., refracted**, light-rays that have passed through an object and have been bent from their original course. **l., refrigerated**. See *l., Finsen*. **l.-sense**, sensibility of the retina to luminous impressions. **l.-stroke**, narcosis or death due to exposure to light. **l., transmitted**, the light passing through an object. **l.-treatment**. See *actinotherapy*, *phototherapy*, and *radiotherapy*.

lighterman's bottom. Inflammation of the bursa over the tuberosity of the ischium, from prolonged sitting. Weavers bottom.

lightning pains. The lancinating pains of locomotor ataxia, coming on and disappearing with lightning-like rapidity.

lign aloes (*līn al'-ōz*) [*lignum aloes*]. Same as *Agallochum* and *eagle-wood*, *q. v.*

ligneous (*lig'-ne-us*) [*lignum*, wood]. Woody, or having a woody texture.

Lignières' test (*līn-yair'*) [J. Lignières, French physician]. Cuti reaction.

lignification (*lig-nif-e-ka'-shun*) [*lignum*, wood; *facere*, to make]. The process by which the cell wall of a plant acquires greater rigidity as it advances in age

lignin (*lig'-nin*) [*lignum*], $C_{19}H_{24}O_{10}$ (?). A modification of cellulose, constituting the greater part of the weight of most dry wood.

lignosulphin (*lig-no-sul'-fin*). A product occurring in the manufacture of sulphocellulose, containing free sulphurous acid combined with the volatile products of wood. It is used in the disinfection of dwellings.

lignosulphite (*lig-no-sul'-fīt*). A liquid by-product obtained in the manufacture of cellulose from pine wood; used in laryngeal tuberculosis in inhalations of 10 to 30% solution.

lignum (*lig'-num*) [L.]. Wood. **l. benedictum**, guaiac-wood. **l. cedrium**, cedar-wood. **l.-vitæ**, the tree, *Guaiacum officinale*. See *guaiacum*.

ligroin (*lig'-ro-in*). A product obtained from petroleum; it is used in pharmacy as a solvent and for burning in sponge-lamps.

ligula (*lig'-ū-lah*) [dim. of *lingua*, a tongue]. 1. A small tongue-shaped organ. 2. The strip of white matter on the margin of the fourth ventricle. See *lingula*.

ligule (*lig'-ūl*) [*ligula*, a variety of *lingula*, a little tongue; a strap]. Same as *ligula*.

ligusticum (*lī-gus'-tik-um*). See *lovage*.

Lilienfeld's theory of blood-coagulation. This attributes to the nucleoproteid the power of splitting the fibrinogen into globulin and thrombosin, the thrombosin uniting with calcium to form fibrin.

Lilienthal's probe (*lil'-e-en-tahl*) [Howard *Lilienthal*, American surgeon, 1861–]. "This apparatus consists of a mouth-piece, two insulated copper wires, and a probe. The mouth-piece is composed of two plates, one of copper and one of zinc, which are applied to the sides of the tongue. An insulated wire runs from each plate and into the metal probe. The tip of the probe is composed of two or four pieces of metal, is separated from the shank by a washer of rubber, and is attached to the wires. The operator closes the teeth upon the mouth-piece, and inserts the probe into the wound. If the probe touches the bullet, a distinct and continuous metallic taste is appreciable." (Da Costa.)

lily-of-the-valley. See under *convallaria*.

liman (*li'-man*) [λιμήν, a marshy lake]. A sheet of water isolated from the sea and converted into a salt lake. **l. cure,** the treatment of diseases by bathing in limans at Odessa.

limanol (*li'-man-ol*). An extract obtained from boiling the mud of the limans at Odessa. It is used as an application in gout.

limatura (*lim-at-ū'-rah*) [*limare*, to file]. Filings. **l. chalybis, l. ferri,** iron filings.

limb (*lim*) [AS., *lim*]. 1. One of the extremities attached to the sides of the trunk and used for prehension or locomotion. 2. An elongated structure resembling a limb, as the *limbs* of the internal capsule. **l., pelvic,** a lower extremity. **l., thoracic,** an upper extremity.

limbic (*lim'-bik*) [*limbus*, a border] Marginal; pertaining to a border. **l. fissure.** See *fissure*. **l. lobe,** that surrounding the corpus callosum.

limbus (*lim'-bus*) [L.]. A border; the circumferential edge of any flat organ or part. **l. acetabuli,** the cotyloid ligament. **l. alveolaris,** the alveolar process. **l. conjunctivæ,** the rim of conjunctiva that overlaps the corneal epithelium. **l. corneæ,** the edge of the cornea at its junction with the sclerotic coat. **l. fossæ ovalis,** the annulus ovalis. **l. laminæ spiralis,** the spiral membranous cushion at the border of the osseous spiral lamina of the cochlea. **l. luteus.** See *macula lutea*. **l. sphenoidalis,** the sharp anterior edge of the groove on the sphenoid bone for the optic commissure. **l. Vieussenii.** The limbus fossæ ovalis.

lime (*lim*) [Pers., *limū*, a lemon]. 1. The fruit of several species of *Citrus*, as *C. limetta*. 2. [AS., *lim*, cement.] Calcium oxide, CaO (*quicklime*). Calcium oxide has a great affinity for water and for CO_2. On contact with the former, *slaked* lime is formed, with the evolution of heat. On living tissues it acts as a caustic. See also *calcium* and *calx*. **l., chlorinated** (*calx chlorinata*, U. S. P., B. P.), the chloride of lime of commerce. It is not a distinct chemical compound; its chief constituent, and the one on which its disinfectant properties depend, is calcium hypochlorite, which liberates chlorine. **l.-juice,** the juice of the lime. **l., milk of,** a milky fluid consisting of calcium hydroxide suspended in water **l., slaked,** a common term for lime; correctly, it is lime which has been acted on by water. **l., sulphureted.** See *calx sulphurata*. **l., syrup of** (*syrupus calcis*, U. S. P.), contains 5% lime, 30% sugar, 65% water. It is the antidote to poisoning by phenol or oxalic acid. Dose ½–2 dr. (2–8 Cc.). **l.-water** (*liquor calcis*, U. S. P.), a solution containing about 1½ parts of lime in 1000 of water. Dose ½–2 oz. (15–60 Cc.). It is used as an antacid.

limen insulæ (*li'-men*) [L.; *pl.*, *limina*]. The imaginary line separating the anterior perforated substance from the island of Reil. **l. nasi,** the boundary-line between the osseous and cartilaginous portions of the nasal cavity.

limes death (*li'-mēz*) [*limes*, boundary, limit]. The smallest amount of toxin which after being mixed with an antitoxin unit, will cause the death of a guinea pig within four or five days. **l. zero,** the dose of toxin which is just neutralized by one antitoxin unit.

limic (*li'-mik*) [λιμός, hunger]. Pertaining to hunger.

liminal (*lim'-in-al*) [*limen*, threshold]. Pertaining to the threshold, especially pertaining to the lowest limit of perception.

limiting membrane, external. The thin layer between the outer nuclear layer of the retina and that of the rods and cones. **l. membrane, internal,** in the eye, the inner layer of the retina.

limitrophes (*lim-it'-ro-fēz*) [*limes*, a boundary; τροφή nourishment]. The sympathetic ganglia and their connections

limitrophic (*lim-it-rōf'-ik*). Regulating the processes of nutrition; a qualification sometimes applied to the great ganglionic cord of the sympathetic nerve-system, or to that system at large; pertaining to the sympathetic nerves.

limnemic (*lim-ne'-mik*) [λίμνη, marsh]. Pertaining to, or caused by the influence of, a marsh.

limnobios (*lim-no'-be-os*) [λίμνη, a lake; βίος, life]. The organic world of fresh water.

limnomephitis (*lim-no-me-fi'-tis*) [λίμνη, marsh; *mephitis*, noxious odor]. Any miasm or noxious odor arising from marshy ground or swamps.

limo (*li'-mo*) [L.]. Lemon The fruit of *Citrus limonum*, a tree of the order *Rutaceæ*. The pulp contains a large amount of citric acid. **limonis cortex** (U. S. P.), the rind of lemon yields an essential oil and a glucoside, *hesperidin*, $C_{22}H_{26}O_{12}$. **limonis, oleum** (U. S. P.), oil of lemon. Dose 1–5 min. (0.065–0.32 Cc.). **limonis succus** (U. S P.), lemon-juice, is refrigerant and antiscorbutic. Locally it has been used in pruritus, sunburn, and as a gargle in diphtheria **limonis, syrupus** (B. P.), is used as a refrigerant and vehicle.

limoctonia (*lim-ok-to'-ne-ah*) [λιμός, hunger; κτείνειν, to destroy]. Death from hunger; suicide by hunger.

limonin (*lim'-o-nin*) [*limo*], $C_{26}H_{30}O_8$ (?). A glucoside from seeds of apples and lemons.

limophoitos, limophoitosis (*lim-o-fo'-it-os, lim-o-fo-it-o'-sis*) [λιμός, hunger; φοῖτος, madness]. Insanity due to hunger or lack of nutrition.

limophoitosic (*lim-o-fo-it-o'-sik*) [*limophoitos*]. Insane from hunger or underfeeding.

limophthisis (*lim-off'-this-is*) [λιμός, hunger; φθίσις, wasting]. The wasting of the body due to privation and lack of food.

limopsora (*lim-op-so'-rah*) [λιμός, hunger; ψώρα, itch]. A kind of scabies (or pruritus?) asserted to attack man and other animals after long deprivation of food.

limopsorus (*lim-op-so'-rus*) [λιμός, hunger; ψώρα, itch]. A disease, like scurvy, pellagra, or famine-fever, due to poor or insufficient food.

limoseric (*lim-o-ser'-ik*) [λιμός, hunger]. Pertaining to or caused by hunger.

limosis (*lim-o'-sis*) [λιμός, hunger]. 1. Unnatural appetite. 2. A disease distinguished by depraved appetite.

limotherapy (*lim-o-ther'-ap-e*) [λιμός, hunger; θεραπεία, treatment]. The treatment of disease

by partial or total deprivation of food. It has been used in the treatment of aneurysm.

limp. A halting gait. See *claudication.*

limping (*limp'-ing*). Walking with a halting gait

l., intermittent. See *claudication, intermittent.*

linadin (*lin'-ad-in*). An insoluble, dark-brown powder containing 1 % of iron and 0.023 % of iodine, prepared from the spleen of animals. Dose in malarial cachexia 150–385 gr. (10–25 Gm.).

linagogue, linagogus (*lin'-ag-og, lin-ag-o'-gus*) [*linum*, thread; ἀγωγός, leading]. An instrument used in guiding the course of a suture.

linalool (*lin-al'-o-ol*), $C_{10}H_{18}O$. A fragrant liquid occurring in oils of lign aloe, lavender, and bergamot.

linamarin (*lin-am-ar'-in*) [*linum*, flax; *amara*, bitter]. The toxic glucoside of common flax.

lincture (*link'-tūr*) [*lingere*, to lick]. A medicine to be taken by licking; an electuary

linctus (*link'-tus*) [L.]. Same as *lincture.*

line, linea (*līn, lin'-e-ah*) [*linea*, a line]. 1. Extension of dimension having length, but neither breadth nor thickness. 2 The $\frac{1}{12}$ part of an inch. 3. In anatomy, anything resembling a mathematical line in having length without breadth or thickness; a boundary or guide-mark.

l., abdominal. See *abdominal.*

linea alba. 1. A tendinous raphe extending in the median line of the abdomen from the pubes to the ensiform cartilage, it is formed by the blending of the aponeuroses of the oblique and transversalis muscles. 2. Hunter's line, the anterior peduncles of the pineal gland.

lineæ albicantes, glistening white lines in either iliac region of the abdomen, seen in distention of the abdomen from pregnancy, ascites, or tumors.

l., alveolo-basilar, a line joining the basion and the alveolar point.

l., alveonasal, a line joining the nasal and alveolar points.

linea aspera, a rough longitudinal ridge on the posterior surface of the middle third of the femur, dividing below into two and above into three ridges.

l., auriculo-bregmatic, a line passing from the auricular point to the bregma, and dividing the preauricular from the postauricular part of the cranium.

l.s, axillary, anterior and posterior, vertical lines extending downward from the axilla on the side of the trunk.

l., base, a line running backward from the infraorbital ridge through the middle of the external auditory meatus, and prolonged to the middle line of the head posteriorly.

l., basiobregmatic, the line joining the basion and the bregma

l., Baudelocque's. See *Baudelocque's line.*

l.s, Beau's. See *Beau's line.*

l., biauricular, the line separating the anterior from the posterior portion of the skull; it extends from one auditory foramen over the vertex to the other.

l., blue, the blue line at the dental margin of the gums in chronic lead-poisoning.

l., Bryant's. See *Bryant's line.*

l., Camper's. See *Camper's line*

l., Clapton's. See *Clapton's line.*

l., Conradi's. See *Conradi's line.*

l., Corrigan's. See *Corrigan's line.*

l., costoarticular, a line drawn between the sternoclavicular articulation and the point of the eleventh rib.

l., costoclavicular. See *l., parasternal.*

l., curved, inferior (of the ilium), a line extending from the upper part of the anterior inferior spinous process of the ilium, and terminating at the middle of the great sciatic notch.

l., curved, inferior (of the occipital bone), a ridge extending transversely across the outer surface of the occipital bone a short distance below the superior curved line.

l., curved, middle (of the ilium), a line commencing about an inch or an inch and a half behind the anterior superior spine of the ilium and arching backward and downward to the upper margin of the great sciatic notch.

l., curved, superior (of the ilium), a line commencing about two inches in front of the posterior extremity of the crest of the ilium and curving downward and forward toward the posterior part of the great sciatic notch.

l., curved, superior (of the occipital bone), a semicircular line, passing outward and forward from the external occipital protuberance.

l., deadly mesenteric, a triangular space at the mesenteric border of the intestine, about ½ inch wide, which is uncovered by peritoneum; it is here that leakage is apt to occur in an intestinal anastomosis.

l. of demarcation, a line of division between healthy and gangrenous tissues.

l.s, Eberth's. See *Eberth's lines.*

l., ectental, the line on the embryo extending between the ectoderm and the entoderm.

l., Ellis'. See *Ellis' line.*

l., embryonic, the primitive trace in the center of the germinal area of the ovum

linea eminens (of the cricoid cartilage), a mesial ridge on the dorsal half of the cricoid cartilage.

linea eminens (of the patella), a ridge on the posterior surface of the patella, dividing that surface into two unequal parts, the outer of which is the larger.

l., epiphyseal, the thin layer of cartilage at first separating the borders of the diaphysis and epiphysis.

l., facial. 1. A straight line tangential to the glabella and some point at the lower portion of the face. 2. See *Camper's line.*

l. of fixation, an imaginary line drawn from the object viewed through the center of rotation of the eye.

l.s, Fraunhofer's. See *Fraunhofer's lines.*

l.s, Frommann's. See *Frommann's lines.*

l., genal, a line seen in the faces of children, in certain diseases, running downward from the region of the malar bone to join the nasal line. See *Jadelot's lines.*

l., gingival, Burton's, a reddish streak or margin at the reflected edge of the gums.

l. of Haller. See *linea splendens of Haller.*

l., Hilton's. See *Hilton's line.*

l., Holden's. See *Holden's line*

l., Hunter's. See *linea alba* (2).

l., iliopectineal, the bony ridge marking the brim of the true pelvis, situated partly on the ilium and partly on the pubis.

l., incremental Salter's, a curved line in dentin, supposed to indicate the laminar structure, and to correspond to the successive laminæ or strata of dentin.

l., intertrochanteric, anterior, a line upon the anterior surface of the femur, separating the neck and shaft, extending between the tubercle and a point close to and in front of the lesser trochanter.

l., intertrochanteric, posterior, a ridge on the posterior surface of the femur, extending between the greater and lesser trochanters.

l., intertubercular, an imaginary transverse line drawn around the abdomen at the level of the tubercles, on the iliac crests, that is about two inches behind the anterior superior iliac spines.

l.s, Jadelot's. See *Jadelot's lines.*

l.s., Kirchoff's. See *Fraunhofer's lines.*

l., labial, one of *Jadelot's lines, q. v.*

l., Ligar's. See *Ligar's line.*

l., mammary 1. A line from one nipple to the other. 2. Often, but incorrectly used, for *l. mamillary, q. v.*

l., mammillary, a vertical line passing through the center of the nipple.

l., mylohyoidean. See *l., oblique, internal (of the inferior maxilla)*

l., nasal, one of *Jadelot's lines, q. v.* **l., naso-basilar,** the line drawn through the basion and the nasal point. **l., Nélaton's.** See *Nélaton's line.* **l., nigra,** a dark pigmented line often present in pregnant women and extending from the pubes upward in the median line. **l., nipple-.** Same as *l., mammillary.* **l., nuchal, inferior,** the inferior curved line of the occiput. **l., nuchal, median,** the external occipital protuberance. **l., nuchal, superior,** the superior curved line of the occiput. **l., oblique (of the fibula),** a prominent ridge on the internal surface of the shaft of the fibula, commencing above at the inner side of the head, and terminating in the interosseous ridge at the lower fourth of the bone. **l., oblique (of the radius),** a prominent ridge running from the lower part of the bicipital tuberosity, downward and outward, to form the anterior border of the bone. **l., oblique (of the thyroid cartilage),** a line extending downward and outward from the tubercle of the thyroid cartilage. **l., oblique (of the tibia),** a rough ridge that crosses the posterior surface of the tibia obliquely downward from the back part of the articular facet for the fibula to the internal border. **l., oblique, external (of the inferior maxilla),** a prominent ridge on the external surface of the inferior maxilla just below the mental foramen from which it runs outward, upward, and backward to the anterior margin of the ramus. **l., oblique, internal (of the inferior maxilla),** a ridge on the internal surface of the lower jaw, commencing at the posterior portion of the sublingual fossa, continuing upward and outward so as to pass just below the last two molar teeth. **l., ocular,** one of *Jadelot's lines, q v* **l., oculozygomatic,** one of Jadelot's lines indicative of spinal disease. **l., Ogston's.** See *Ogston's line.* **l., parasternal,** a line midway between the nipple-line and the border of the sternum. **l., pectineal,** the portion of the iliopectineal line that is formed by the pubic bone. **l., primitive,** the primitive streak of the embryo. **l., profile, of Camper.** See *Camper's line.* **l., quadrate,** an eminence on the femur commencing about the middle of the posterior intertrochanteric line, and descending vertically for about two inches along the posterior surface of the shaft. **l. of regard,** in optics, the line connecting the center of rotation of the eye with the point of fixation or of regard. **l., respiratory,** the line connecting the bases of the upward strokes in a tracing of the pulse. **l., Roser's.** Same as *Nélaton's line.* **l., Salter's.** See *incremental line.* **l., scapular,** a vertical line downward from the lower angle of the scapula. **l., semicircular, Douglas',** the curved lower edge of the internal layer of the aponeurosis of the internal oblique muscle of the abdomen, where it ceases to cover the posterior surface of the rectus muscle. **l., semilunar, of Spigelius,** a curved tendinous condensation of the aponeurosis of the external oblique muscle of the abdomen, running along the outer border of the rectus abdominis. **l. of sight,** an imaginary line drawn from the object viewed to the center of the pupil. **linea splendens of Haller,** a longitudinal fibrous band extending along the middle line of the anterior surface of the spinal pia mater. **l., sternal,** the median line of the sternum. **l., sternomastoid,** a line drawn from a point between the two heads of the sternomastoid muscle to the mastoid process. **l., subcostal,** an imaginary transverse line drawn around the abdomen at the level of the lower border of the tenth costal cartilage. **l., supraorbital,** a line extending horizontally across the forehead immediately above the root of the external angular process of the frontal bone. **l., test-,** a line for detecting shortening of the neck of the femur. If two lines are drawn to meet at right angles, one of them backward from the anterior superior spinous process of the ilium, and the other upward from the top of the trochanter major, the latter is the test-line; its length is to be compared with the same line on the uninjured side. Syn., *Bryant's line.* **l., Thompson's.** See *Thompson's line.* **l., transverse (of the abdomen),** the tendinous intersections in the course of the rectus abdominis muscle. **l., trapezoid,** the line of attachment of the trapezoid ligament on the inferior surface of the outer portion of the clavicle. **l., Virchow's.** See *Virchow's line.* **l., visual,** an imaginary line, drawn from a point looked at, through the nodal point of the eye, to the macula lutea.

l. ration diet. See under diet.

lineal (*lin'-e-al*) [*linea,* line]. Pertaining to lineage. See also *linear.*

lineament (*lin'-e-am-ent*) [*lineamentum; linea,* a line]. The outline of the face, or of any of its features. Also, the outline of the embryo

Ling's system [Per Henrik *Ling,* Swedish physician, 1776–1839]. A method of treatment of disease by gymnastic and other rhythmical movements of the body. Syn., *kinetotherapy*

lingam (*lin'-gam*). See *phallus.*

Lingism (*ling'-izm*). See *Ling's system.*

lingua (*ling'-gwah*) [L.] The tongue. **l. exigua,** the epiglottis. **l. frænata,** tongue-tie **l. geographica,** the geographical tongue. See *tongue, geographical.* **l. nigra.** See *glossophytia.*

lingual (*ling'-gwal*) [*lingua*]. Pertaining to or shaped like the tongue. **l. artery.** See under *artery.* **l. bone,** the hyoid bone. **l. delirium.** See *delirium.* **l. lobule.** See *subcalcarine convolution.* **l. nerve.** See under *nerve.* **l. surface,** the surface of a tooth nearest to the tongue. **l. tonsil,** lymph tissue at the base of the tongue.

lingualis (*ling-gwa'-lis*) See *muscles, table of.*

linguiform (*ling'-gwif-orm*) [*lingua,* tongue; *forma,* form] Shaped like a tongue.

lingula (*ling'-gū-lah*) [dim. of *lingua*] A small lobule between the valve of Vieussens and the central lobule of the cerebellum. Syn., *linguetta laminosa.* **l. auriculæ,** the cartilaginous projection toward or into the upper portion of the lobe of the ear. **l. mandibularis,** the prominent, thin scale of bone partly surrounding the inferior dental foramen of the lower jaw. **l. sphenoidalis,** a small, tongue-like process extending backward in the angle formed by the body of the sphenoid and one of its greater wings. **l. of Wrisberg,** the connecting fibers of the motor and sensory roots of the trifacial nerve.

lingular (*ling'gū-lar*) [*lingula,* a little tongue]. Of or pertaining to a little tongue.

lingulate (*ling'-gū-lāt*) [*lingula*]. Tongue-shaped.

liniment, linimentum (*lin'-i-ment, lin-im-en'-tum*) [*linere,* to smear]. A liquid intended for application to the skin by gentle friction. The following are official in the U. S. P.: *linimentum ammoniæ* or volatile liniment; *l. belladonnæ; l calcis* or Carron oil; *l. camphoræ* or camphorated oil; *l. chloroformi; l. saponis; l. saponis mollis* or tincture of green soap; *l. terebinthinæ.* **l., St. John Long's,** liniment of turpentine and acetic acid (*linimentum terebinthinæ aceticum,* B. P.).

linin (*li'-nin*) [*linum*, flax]. 1. A strongly purgative principle obtainable from *Linum catharticum*, or purging flax. 2. In biology, minute threads extending between the individual microsomata (*sds*) in a cell-nucleus. The achromatin of the nuclear network; *parachromatin*, less correctly called *nucleo-hyaloplasm*.

linition (*lin-ish'-un*) [see *liniment*]. The process of applying a liniment.

linitis (*li-ni'-tis*) [λινον, web; ιτις, inflammation]. Inflammation of the network of filamentous areolar tissue surrounding the gastric vessels. **l. plastica**, fibrinous infiltration of the pylorus.

linkage (*link-āj*) *chem.* Lines representing valency connections: one line = 1 valency: two lines, 2 valencies, etc. *genetics*, linking of adjacent genes of a chromosome during heredity processes.

linolein (*lin-o'-le-in*) [*linum; oleum*, oil]. The neutral fat contained in linseed-oil, and to which its drying property is due.

linseed (*lin'-sēd*). See *linum, oleum*, under *linum*.

lint [*linum*]. A loosely woven or partly felted mass of broken linen fibers, made by scraping or picking linen cloth. It is used as a dressing for wounds. **l., common**, lint that is twilled on one side and woolly on the other. In the spreading of an ointment the twilled side is used. **l., patent**, lint that is scraped on both sides, a soft finish being thus given the two surfaces. Syn., *English charpie*.

lintin (*lin'-tin*). Absorbent cotton rolled or compressed into sheets.

linum (*li'-num*) [L.]. The seed of *L. usitatissimum*, a plant of the order *Lineæ*, containing a fatty substance, *linolein*, which is the glycerid of linoleic acid. It is a demulcent, emollient, and expectorant, useful in inflammations of mucous membranes. Syn., *flaxseed; linseed*. **lini, cataplasma** (B. P.), a poultice made from linseed meal. **l. catharticum**, an active purgative and vermifuge. **lini farina** (B. P.), flaxseed meal, used as a poultice. **lini, infusum** (B. P.), flaxseed tea. Dose indefinite. **lini, oleum** (U. S. P.), the fixed oil of flaxseed, a glycerid of linoleic acid. Dose ½–2 oz. (16–64 Cc.). **lini semina** (B. P.), linseed or flaxseed.

Li_2O. Lithium oxide.

liodermia (*li-o-der'-me-ah*) [λεῖος, smooth; δέρμα, skin]. A condition of abnormal smoothness and glossiness of the skin.

LiOH. Lithium hydroxide.

liomyofibroma (*li-o-mi-o-fi-bro'-mah*) [*liomyoma; fibroma*]. A tumor presenting the characteristics of a liomyoma and a fibroma.

liomyoma (*li-o-mi-o'-mah*) [λεῖος, smooth; *myoma*]. A tumor composed of unstriped muscular tissue.

liomyosarcoma (*li-o-mi-o-sar-ko'-mah*) [*liomyoma; sarcoma*]. A mixed tumor, of smooth muscle fibers and embryonic cells.

liotrichous (*li-ot'-rik-us*). See *leiotrichous*.

Liouville's icterus (*le-oo-vēl'*) [Henri *Liouville*, French physician, 1837–1887]. Icterus neonatorum.

lip [AS., *lippa*]. 1. One of the two fleshy folds surrounding the orifice of the mouth. 2. One of the labia majora or labia minora. See *labium*. 3. The border of a wound.

lipa (*li'-pah*) [L.]. Fat.

lipacidemia (*lip-as-id-e'-me-ah*) [λίπος, fat; αἷμα, blood]. Presence of fatty acids in the blood.

lipaciduria (*lip-as-id-ū'-re-ah*) [λίπος, fat; *acid; οὖρον*, urine]. Fatty acids in the urine.

lipæmia (*lip-e'-me-ah*). See *lipemia*.

lipanin (*lip'-an-in*). A substitute for cod-liver oil, consisting of pure olive-oil and 6% of oleic acid. Dose 2 to 6 tablespoonfuls daily.

liparia (*lip-a'-re-ah*) [λιπαρία, fatness]. Obesity.

liparocele (*lip'-ar-o-sēl*) [λίπος, fat; κήλη, a tumor]. A fatty tumor or cyst; a hernia containing fatty tissue.

liparoid (*lip'-ar-oid*) [λιπαρός, fatty; εἶδος, like]. Resembling fat.

liparomphalos (*lip-ar-om'-fal-os*) [λιπαρός, fat; ὀμφαλός, the navel]. A fatty tumor situated at the navel, or involving the umbilical cord.

liparoscirrhus (*lip-ar-o-skir'-us*) [λιπαρός, fat; σκίρρος, a carcinomatous growth]. A fatty, scirrhous tumor.

liparotrichia (*lip-ar-o-trik'-e-ah*) [λιπαρός, fat; θρίξ, hair]. Abnormal greasiness of the hair.

liparous (*lip'-ar-us*) [λιπαρός, fat]. Fat; obese.

lipase (*lip'-ās*) [λίπος, fat]. A fat-splitting enzyme contained in the pancreatic juice, in blood-plasma, and in many plants.

lipasuria (*lip-a-sū'-re-ah*). Lipase in the urine.

lipectomy (*lip-ek'-to-me*) [λίπος, fat; ἐκτομή, excision]. Excision of fatty tissue.

lipemania (*lip-pe-ma'-ne-ah*). See *lypemania*.

lipemia (*lip-e'-me-ah*) [λίπος, fat; αἷμα, blood]. The presence of an emulsion of fine oil-globules in the blood, sometimes found in diabetes.

liphemia (*li-fe'-me-ah*). See *oligemia*.

lipide (*li'-pid*) [λίπος, fat]. The lipides are those fatty substances which are esters of fatty acids or contain such esters in their molecules. (Fats, phospholipins, sulpholipins, etc.) Name proposed to replace the word lipin or lipoid.

lipin (*li'-pin*) [λίπος, fat] 1. A general term for fats, fatty acids, lipoids, soaps, etc. 2. Substances of a fat-like nature which, on hydrolysis, yield fatty acids or derivatives of fatty acids, and contain nitrogen, and sometimes phosphorus.

lipiodine (*lip-i'-o-din*). A solid form of iodipin.

lipiodol (*lip-i'-o-dol*). A compound of iodine in poppyseed oil; it contains 40 per cent. of iodine, but is non-toxic.

Lipliawsky's test (*lip-le-aw'-ske*). *For diacetic acid in the urine:* two solutions are needed: (*a*) a 1% solution of paramidoacetophenon, with addition of 2 Cc. of concentrated HCl shaken thoroughly; (*b*) a 1% aqueous solution of potassium nitrite; 6 Cc. of the first is mixed with 3 Cc. of the second, an equal volume of urine added, and a drop of ammonia. To 10 drops to 2 Cc. of this mixture add 15 to 20 Cc. of concentrated HCl, 3 Cc. of chloroform, and 2 to 4 drops of iron chloride solution. If the test-tube is corked and gently but repeatedly inverted, in the presence of diacetic acid the chloroform will show a characteristic violet color—the deepness of the color depending upon the amount present.

lipo- (*lip-o*) [λίπος, fat]. A prefix meaning fat or fatty.

lipobromol (*lip-o-bro'-mol*). Oil of poppyseed combined with 33.3 % of bromine.

lipocardiac (*lip-o-kar'-de-ak*) [*lipo-; καρδία*, the heart]. Pertaining to a fatty heart.

lipocele (*lip'-o-sēl*). Synonym of *liparocele, q. v.*

lipochondroma (*lip-o-kon-dro'-mah*) [*lipo-; chondroma*]. A combined fatty and cartilaginous tumor.

lipochrin (*lip'-o-krin*) [λίπος, fat; ὠχρός, sallow]. A yellow pigment obtained from the fat-globules in the retinal epithelium.

lipochrome (*lip'-o-krōm*) [*lipo-; χρῶμα*, color]. Any one of a special group of fatty pigments found in animal tissues.

lipoclastic (*lip-o-klas'-tik*) [*lipo-*; κλάειν, to break. Fat splitting.

lipocyte (*lip'-o-sīt*) [*lipo-*; κύτος, a cell]. A fat-cell.

lipodermatous (*lip-o-der'-mat-us*) [λείπειν, to leave; δέρμα, skin]. Affected with lipodermia.

lipodermia (*li-po-der'-me-ah*). See *leipodermia*.

lipodystrophy (*lip-o-dis'-tro-fe*). A disturbance of fat metabolism.

lipoferous (*lip-of'-er-us*) [*lipo-*; *ferre*, to carry]. Fat carrying.

lipofibroma (*lip-o-fi-bro'-mah*) [*lipo-*; *fibroma*]. A combined fatty and fibrous tumor.

lipogenesis (*lip-o-jen'-es-is*) [*lipo-*; γένεσις, birth]. The formation or deposit of fat.

lipogenic (*lip-o-jen'-ik*). Pertaining to lipogenesis.

lipogenin (*lip-oj'-en-in*). An ointment-base occurring in solid and liquid form, said to consist of a mixture of fatty acids.

lipogenous (*lip-oj'-en-us*) [λιπός, fat; γεννᾶν, to beget]. Fat-producing.

lipoid (*lip'-oid*) [λίπος, fat; εἶδος, like]. Resembling fat or oil. A name given by Overton to a group of substances in the protoplasm of all cells, especially in the outer layer or cell membrane; they are soluble in ether or alcohol. **l. histocyto'sis.** See *Niemann-Pick disease*.

lipoidemia (*lip-oy-de'-me-ah*) [*lipoid*; αἷμα, blood]. The presence of lipoids in the blood.

lipoiodine (*li-po-i'-o-din*). Trade name of the ethyl ester of the di-iodized unsaturated higher fatty acids. Containing about 41 % of iodine.

lipolysis (*lip-ol'-is-is*) [*lipo-*; λύειν, to loose]. The decomposition of fat.

lipolytic (*lip-ol-it'-ik*). Fat-splitting.

lipoma (*lip-o'-mah*) [*lipo-*; ὄμα, a tumor]. A fatty tumor. **l., cavernous,** one with large veins in the stroma. **l., diffuse,** a tumor consisting of an irregular mass of fatty tissue without a capsule. **l. mixtum,** a fatty tumor, the thick capsule of which causes it to resemble fibrous growths. **l., osseous,** a fatty tumor the fibrous septa of which have become ossified. **l. telangiectodes,** a fatty tumor which is very vascular.

lipomasia (*lip-o-ma'-ze-ah*). 1. A softened condition of bone. 2. A condition of cancellous bone, in which the spaces are widened and filled with fatty marrow, which is anemic; the bone is soft and brittle, and fractures and cuts easily.

lipomatoid (*lip-o'-mat-oid*). See *lipomatous*.

lipomatosis (*lip-o-mat-o'-sis*) [*lipoma*]. A general deposition of fat; obesity.

lipomatous (*lip-o'-mat-us*). Of the nature of a lipoma.

lipomeria (*lip-o-me'-re-ah*) [λείπειν, to leave; μέρος, a part]. A monstrosity having one limb absent.

lipometabolism (*li-po-met-ab'-ol-izm*) [*lipo-*; *metabolism*]. The absorption and metabolism of fat.

lipomphalus (*lip-om'-fa-lus*) [*lipo-*; ὀμφαλός, the navel]. A fatty umbilical hernia.

lipomyoma (*lip-o-mi-o'-mah*) [*lipo-*; *myoma*]. A myoma with fatty elements.

lipomyxoma (*lip-o-miks-o'-mah*) [*lipo-*; *myxoma*]. A myxoma combined with fatty tissues.

lipopeptid (*li-po-pep'-tid*). A compound of fatty acids and amino-acids.

lipophagic (*li-po-fa'-jik*) [*lipo-*; φαγεῖν, to eat]. The power of consuming or absorbing fat.

lipophrenia (*lip-o-fre'-ne-ah*) [λείπειν, to fail; φρήν, mind]. Failure of mental capacity.

lipopsychia (*lip-o-si'-ke-ah*). See *asthenia*.

liporhodin (*lip-o-ro'-din*) [*lipo-*; ῥόδον, a rose]. A red-colored lipochrome.

liposarcoma (*lip-o-sar-ko'-mah*) [*lipo-*; *sarcoma*]. Sarcoma with fatty elements.

liposarcous (*lip-o-sar'-kus*) [λείπειν, to leave; σάρξ, flesh]. Lean; emaciated.

liposic (*lip'-o-sik*). See *lipolytic*.

liposis (*lip-o'-sis*). See *lipomatosis*.

lipospongosis (*lip-o-spun-go'-sis*) [λίπος, fatty; σπόγγος, sponge]. The formation of a fatty or sponge-like outgrowth.

lipostomatous (*lip-o-sto'-mat-us*) [λείπειν, to leave; στόμα, mouth]. Having no mouth.

lipostomosis (*lip-o-sto-mo'-sis*) [λείπειν, to leave; to be lacking; στόμα, mouth]. In biology, absence of the oral aperture.

lipostomy (*lip-os'-to-me*) [λείπειν, to leave; στόμα, mouth]. Atrophy of the mouth.

lipothymia (*lip-o-thi'-me-ah*) [λείπειν, to fail; θυμός, life]. Faintness.

lipotrichia (*lip-o-trik'-e-ah*) [λείπειν, to fail; θρίξ, hair]. Falling out of the hair.

lipovaccine (*li-po-vak'-sēn*) [*lipo-*; *vaccine*]. A vaccine with a fatty or oily menstruum.

lipoxanthin (*lip-o-zan'-thin*) [*lipo-*; *xanthin*]. A yellow lipochrome

lipoxenous (*lip-oks'-en-us*) [λείπειν, to leave; ξένος, host]. Applied to a parasite that leaves its host and completes its existence independently.

lipoxeny (*lip-oks'-en-e*) [λείπειν, to fail; ξένος, a host]. Desertion of a host by a parasite.

lipoxysm (*lip-oks'-izm*) [*lipo-*; ὀξύς, sharp]. Poisoning by means of oleic acid.

lippa (*lip'-ah*). Lippitudo, *q. v.*

lippiol (*lip'-e-ol*) [*Lippia*; *oleum*, oil]. A medicinal camphor derivable from *Lippia mexicana*.

lippitude, lippitudo (*lip'-e-tūd, lip-e-tū'-do*) [*lippus*, blear-eyed]. Being blear-eyed, a condition marked by ulcerative marginal blepharitis.

lip-reflex. Slight protrusion of the lips observed in infants when the skin near the angle of the mouth is stimulated.

lipsis (*lip'-sis*) [λεῖψις, a leaving]. Cessation; ending. **l. animi,** fainting.

lipsotrychia (*lip-so-trik'-e-ah*) [λείπειν, to leave; θρίξ, hair] Falling out of the hair.

lipuria (*lip-ū'-re-ah*) [λίπος, fat, οὖρον, urine]. The presence of fat in the urine.

liquable (*lik'-wah-bl*) [*liquare*, to render liquid]. Capable of being liquefied.

liquamen (*lik'-wam-en*) [*liquare*, to render liquid]. The liquid obtained by melting solids.

liquarium (*lik-wa'-re-um*) [*liquarius*, pertaining to liquids]. Simple syrup of sugar.

liquate (*lik'-wāt*) [*liquare*, to make liquid]. To liquefy.

liquation (*lik-wa'-shun*) [*liquare*, to render liquid]. The process of melting.

liquefacient (*lik-we-fa'-shent*) [*liquefaciens*, liquefying]. 1. Having the power to liquefy or soften. 2. An agent which has the power to liquefy a hard deposit or growth.

liquefaction (*lik-we-fak'-shun*) [see *liquefacient*]. The process of changing or being changed into a liquid. **l.-necrosis.** See *necrosis, liquefactive*.

liquefactive (*lik-we-fak'-tiv*) [see *liquefacient*]. Pertaining to, or causing, liquefaction.

liquescent (*lik-wes'-ent*) [*liquescere*, to become liquid]. Becoming, or tending to become, liquid.

liqueur (*lik-ūr'*) [Fr.]. Aromatic alcoholic drink.

liquid (*lik'-wid*) [*liquere*, to melt]. 1. Fluid; flowing. 2. A substance that flows readily and takes the shape of the containing vessel. **l. cuticle,** collodion. **l. smoke,** pyroligneous acid.

Liquidambar (*lik-wid-am'-bar*) [*liquid*; *ambar*, from Ar., *anbar*, ambergris]. A genus of trees of the *Hamamelideæ*. *L. altingia* and *L. orientalis* are species that afford a portion of commercial

styrax. *L. styraciflua*, of North America, contains a stimulant gum, and is useful in diarrheas, coughs, and colds. Syn., *bilsted; copalm; sweet-gum.*

liquiform (*lik'-wif-orm*) [*liquor*, liquid; *forma*, form]. Of the nature of a liquid.

liquiritia (*lik-wir-ish'-e-ah*). Licorice.

liquor (*li'-kwor, lik'-or*) [L.]. 1. Any liquid. 2. An aqueous solution of a nonvolatile substance. **l. ammonii anisatus**, a preparation containing oil of anise 3 parts, alcohol 77 parts, and ammonia water 20 parts. Used as a carminative and nervous sedative, dose, 15 to 60 minims. **l. amnii**, the liquid contained in the amniotic sac. **l. amnii spurius**, the oxidation products formed by the Wolffian bodies contained as a fluid in the sac of the allantois. Syn., *allantoic fluid.* **l. anodynus**, Hoffmann's anodyne. **l. Bellostii**, a solution of 1 gm. of mercurous nitrate in 8 gm. of water and 2 gm. of nitric acid. It has been used as a test for helminthiasis and also for paralysis, as the substances excreted in the urine in these conditions are said to be precipitated or stained black by this reagent. **l. carbonis detergens**, a mixture of coal-tar and tincture of soap-bark. **l. carnis ferropeptonatus.** See *carniferrol.* **l. Cotunnii**, the perilymph of the internal ear. **l. folliculi**, the fluid filling the follicle or space about the developing ovum in the Graafian follicle. **l. puris**, the liquid portion of pus. **l. sanguinis**, the blood-plasma. **l. Scarpæ**, the endolymph. **l. seminis**, the liquid portion of semen.

liquorice (*lik'-or-is*). See *glycyrrhiza.* **l., wild.** See *abrus.*

lirellate (*lir'-el-āt*) [*lira*, a ridge]. Marked with linear ridges or furrows; ridge-like; furrow-like.

lirelliform, lirelline, lirellous (*lir'-el-e-form, lir'-el-ēn, -us*). See *lirellate.*

Lisfranc's amputation (*lis-frank'*). [Jacques *Lisfranc*, French surgeon, 1790–1847]. A disarticulation of the metatarsal bones from the tarsus.



JACQUES LISFRANC. (1790–1847)

L.'s joint, the tarsometatarsal articulation. **L.'s tubercle**, a rough spot on the anterior surface of the first rib near the superior border. It serves for the attachment of the scalenus anticus muscle.

lisp. To imperfectly pronounce the sibilant letters.

lisping (*lisp'-ing*) [AS., *wlispian*, to lisp]. A defect of speech in which sibilant letters are sounded like linguals, especially *s* as *th.*

Lissauer's parietal angle (*lis'-ow-er*) [Heinrich *Lissauer*, German neurologist, 1861–1891]. That included between lines drawn from the bregma and lambda to the most prominent point of the parietal bone. **L.'s tract**, the narrow bridge of white substance between the apex of the posterior horn and the periphery of the spinal cord; it is traversed by some of the root-fibers. Syn., *Lissauer's marginal zone.*

lissencephalous (*lis-en-sef'-al-us*) [λισσός, smooth; ἐγκέφαλος, the brain]. Having a brain with few or no convolutions.

lissotrichous (*lis-ot'-rik-us*) [λισσός, smooth; θρίξ, hair]. In biology, having straight, smooth hair; less correctly written leiotrichous and liotrichous.

Lister's double salt (*lis'-ter*) [Lord Joseph *Lister*, English surgeon, 1827–1912]. The cyanide of mercury and of zinc. **L.'s dressing**, gauze impregnated with phenol in some other antiseptic, or plain aseptic gauze, used as a dressing for wounds. **L.'s method**, Listerism, *q. v.* **L.'s ointment**, an ointment made of boric acid, white wax, almond oil and paraffin.

listerine (*lis'-t r-ēn*). A proprietary antiseptic preparation said to contain thymol, eucalyptus, baptisia, gaultheria, mentha arvensis, benzoic and boric acids. A similar preparation is the *liquor antisepticus* of the U. S. P.

Listerism (*lis'-ter-izm*). A general name for the antiseptic and aseptic treatment of wounds according to the principles of Lord Lister.

Listing's law (*lis'-ting*) [John Benedict *Listing*, German physicist]. When the line of sight passes from its primary position into any other position, the angle of rotation of the eyeball in this second position is the same as if the eyeball had been rotated about a fixed axis, perpendicular to both the first and the second direction of the line of sight. **L.'s plane**, the vertical transverse plane perpendicular to the anteroposterior axis of the eyeball, which passes through the center of motion of the eyes and in which lie the vertical and transverse axes of normal voluntary rotation. **L.'s reduced eye**, a scheme for simplifying optical problems by representing the two nodal points and the two principal points of the eye by a mean nodal point and a mean principal point.

listol (*lis'-tol*). An antiseptic said to consist of thymol and iodine.

Liston's splint [Robert *Liston*, London surgeon (Scotchman) 1794–1847]. A straight splint for the side of leg, or the body.

liter (*le'-ter*) [*litra*, a pound]. The metric unit of capacity equal to 0.88036 of an imperial quart, or 1.056 U. S. quarts; it is the volume of one kilogram of water at its maximum density.

lithagogectasia (*lith-ag-o-jek-ta'-ze-ah*) [λίθος, stone; ἀγωγός, leading; ἔκτασις, a stretching out]. Lithectasy.

lithagogue (*lith'-ag-og*) [λίθος, a stone; ἀγωγός, leading]. 1. Expelling calculi. 2. Any agent tending to expel calculi from the bladder.

lithangiuria (*lith-an-je-ū'-re-ah*) [λίθος, a stone; ἀγγεῖον, vessel; οὖρον, urine]. A diseased condition of the urinary tract due to the presence of calculi.

litharge (*lith'-arj*). See *plumbi oxidum* under *plumbum*.

lithargyrium (*lith-ar-jĭ'-re-um*). Litharge.

lithargyrius (*lith-ar-jĭ'-re-us*) [L.]. A litharge of a yellowish hue; gold litharge.

lithargyrum (*lith-ar'-jĭ-rum*) [L.]. Litharge.

lithargyrus (*lith-ar'-jĭ-rus*) [L.]. Litharge, particularly silver litharge.

lithate (*lith'-āt*) [λίθος, a stone]. A salt of lithic (uric) acid; a urate.

lithecboly (*lith-ek -bo-le*) [λίθος, a stone; ἐκβολή, a throwing out]. Expulsion of a calculus by contraction of the bladder and dilatation of its neck.

lithectasy (*lith-ek'-tas-e*) [λίθος, a stone; ἔκτασις, a stretching out]. Dilatation of the urethra and neck of the bladder for the removal of calculi.

lithectomy (*lith-ek'-to-me*) [*litho-*; ἐκτομή, a cutting out]. Same as *lithotomy*.

lithemia, lithæmia (*lith-e'-me-ah*) [*litho-*; αἷμα, blood]. A condition in which, owing to defective metabolism of the nitrogenous elements, the blood becomes charged with deleterious substances, principally, perhaps, of the uric-acid group, although their exact chemical nature is not determined

lithemic (*lith-e'-mĭk*) [*lithemia*]. Pertaining to or suffering from lithemia.

lithepsy (*lith-ep'-se*). See *lithodialysis*.

lithia (*lith'-e-ah*) [*lithium*], Li_2O. Lithium oxide. **l.-water**, mineral water containing lithium salts in solution.

lithiasis (*lith-ī'-as-ĭs*) [λίθος, a stone]. The formation of calculi in the body.

lithiatry (*lith-ī'-at-re*). The medicinal treatment of calculus.

lithic (*lith'-ik*). 1. Pertaining to calculi. 2. Pertaining to lithium. **l. acid.** See *acid, uric*. **l. diathesis**, the tendency to gout.

lithica (*lith'-ik-ah*). Agents counteracting lithiasis.

lithicosis (*lith-e-ko'-sis*) [λιθικός, stony]. Pneumonokoniosis.

lithiolaxine (*lith-e-o-laks'-ēn*). A proprietary effervescing preparation containing lithium citrate, 5 gr. and sodium phosphate, 30 gr. in each teaspoonful. It is used as an hepatic stimulant.

lithion (*lith'-e-on*). Trade name of a granulated, non-effervescent preparation containing lithium citrate, magnesium sulphate and sodium sulphate.

lithiopiperazin (*lith-e-o-pip'-er-az-in*). A combination of lithium and piperazin which forms a granular powder readily soluble in water. It is antiarthritic. Dose 15–45 gr. (1–3 Gm.) daily.

lithium (*lith'-e-um*) [λίθος, a stone]. Symbol Li; atomic weight 6.94; quantivalence 1. A soft, silver-white metal belonging to the group of alkalies. It is the lightest solid element, having a specific gravity of 0.585. The salts of lithium are used in medicine for their solvent power of uric acid, with which they form easily soluble salts. They are, therefore, employed in rheumatic and gouty affections. **l. acetate**, $LiC_2H_3O_2+2H_2O$, colorless crystals soluble in water; diuretic. Dose 8–24 gr. (0.52–1.6 Gm.). **l. arsenate**, $2Li_2AsO_4+H_2O$, an alterative. Dose $\frac{1}{60}$–$\frac{1}{8}$ gr. (0.001–0.004 Gm.). **l. benzoate** (*lithii benzoas*, U. S. P.). Dose 5–30 gr. (0.32–2.0 Gm.). **l. bitartrate**, $LiC_4H_5O_6.H_2O$. It is diuretic and laxative, and is used in gout. Dose 5 gr. (0.3 Gm.). **l. bromide** (*lithii bromidum*, U. S. P.), has the action of the bromides. Dose 15–30 gr. (1–2 Gm.). **l. carbonate** (*lithii carbonas*, U. S. P.). Dose 5–15 gr. (0.32–1.0 Gm.). **l.-carmin**, a solution of carmin in lithium carbonate, used as a stain for tissue. **l. citrate** (*lithii citras*, U. S. P.). Dose 10–30 gr. (0.65–2.0 Gm.). **l. citrate, effervescent** (*lithii citras effervescens*, U. S. P.). Dose 1 dr. (4 Gm.). **l. dithiosalicylate**, $Li_2C_{14}H_8S_2O_6$, used in gout and rheumatism. Dose 3–10 gr. (0.2–0.65 Gm.). **l.-diuretin.** Same as *uropherin*. **l. formate**, $LiCHO_2+H_2O$; used in rheumatism and gout. Dose ½ oz. (15–Cc.) 1% aqueous solution. **l glycerinophosphate, l. glycerophosphate**, $Li_2PO_4C_3H_5(OH)_2$; a nerve-tonic. Dose 8–15 gr. (0.5–1.0 Gm.). **l. iodate**, $LiIO_3$, used in gout. Dose 1½–3 gr. (0.1–0.2 Gm.). **l. iodide**, LiI, used in chronic sciatica and gout. Dose 1–5 gr. (0.06–0.32 Gm.). **l. salicylate** (*lithii salicylas*, U. S-P.). Dose 20–40 gr. (1.3–2.6 Gm.). **l. soziodo.**

late, C_6H_2 I_2 white plates; used as an antiseptic. **l. sulphoichthyolate**, used in rheumatism. Dose 8 gr (0.5 Gm.) **l. valerate, l. valerianate**, $LiC_5H_9O_2$, antispasmodic, antilithic. Dose 5–15 gr. (0.32–1.0 Gm.).

lithiuria (*lith-e-ū'-re-ah*) [*lithio-*; οὖρον, urine]. Lithuria, *q. v.*

litho- (*lith-o-*) [λίθος, a stone]. A prefix denoting relation to stone or to calculi.

lithobexis (*lith-o-beks'-is*) [*litho-*; βήξ, cough]. Cough with expectoration of calcareous particles.

lithobiotic (*lith-o-bi-ot'-ik*). See *cryptobiotic*.

lithocenosis (*lith-o-sen-o'-sis*) [*litho-*; κένωσις, evacuation]. The extraction of the fragments of calculi that have been crushed.

lithoclast (*lith'-o-klast*). See *lithotrite*.

lithoclastic (*lith-o-klas'-tik*) [*litho-*; κλάειν, to break]. Relating to the surgical crushing of a calculus in the bladder.

lithoclasty (*lith'-o-klas-te*). Lithotrity, *q. v*

lithoclysmia (*lith-o-klĭz'-me-ah*) [*litho-*; κλύσμα, clyster]. An injection of solvent liquids into the bladder for the removal of calculi.

lithocystotomy (*lith-o-sis-tot'-o-me*) [*litho-*; κύστις, bladder; τομή, a cut]. Lithotomy, *q. v*

lithocysturia (*lith-o-sis-tū'-re-ah*) [*litho-*; κύστις, bladder, οὖρον, urine]. Disease of the bladder caused by lithuria.

lithodectasy (*lith-o-dek'-tas-e*). Lithectasy, *q. v.*

lithodialysis (*lith-o-di-al'-ĭs-is*) [*litho-*; διαλύειν, to dissolve]. 1. The solution of calculi in the bladder. 2. The operation of breaking a vesical calculus previous to its removal.

lithodialytic (*lith-o-di-al-ĭt'-ik*) [*litho-*; διαλύειν, to dissolve]. Relating to or causing lithodialysis.

lithofellic (*lith-o-fel'-ik*) [*litho-*; *fel*, the gall-bladder]. Relating to biliary lithiasis.

lithogenesis (*lith-o-jen'-es-is*) [*litho-*; γένεσις, genesis]. The formation of calculi or stones.

lithogenous (*lith-oj'-en-us*) [*litho-*; γεννᾶν, to be get]. Pertaining to or causing the formation of calculi or stones.

lithogeny (*lith-oj'-en-e*). See *lithogenesis*.

lithoid, lithoidal (*lith'-oid, lith-oid'-al*) [*litho-*; εἶδος, like]. Resembling a stone.

lithokelyphopedion (*lith-o-kel-if-o-pe'-de-on*) [*litho-*; *κέλυφος*, shell; *παιδίον*, child]. Calcification of the fetus and the fetal membranes.

lithokelyphos (*lith-o-kel'-if-os*) [*litho-*; *κέλυφος*, an egg shell] See *lithopedion*.

lithokonion (*lith-o-ko'-ne-on*) [*litho-*; *κονιᾶν*, to pulverize]. An instrument formerly used in pulverizing vesical calculi.

lithol (*lith'-ol*). Trade name for ichthyol or an ichthyol substitute.

litholabe (*lith'-o-lāb*) [*litho-*; *λαβεῖν*, to seize]. An instrument for grasping and holding a vesical calculus during an operation for its removal.

litholaby (*lith-ol'-a-be*). See *lithotrity*.

litholapaxy (*lith-ol-ap-ak'-se*) [*litho-*; *λάπαξις*, removal]. An operation for crushing a stone in the bladder and removing the fragments at the same sitting.

litholeine (*lith-o'-le-ēn*) [*litho-*; *oleum*, oil]. A substance similar to vaselin, and, because of its antiseptic and antiparasitic qualities, proposed as a substitute for it It is oily, of neutral reaction, without smell or taste, and contains no fat.

lithology (*lith-ol'-o-je*) [*litho-*; *λόγος*, science]. The science of the nature and treatment of calculi.

litholysis (*lith-ol'-is-is*). See *lithodialysis*.

litholyte (*lith'-o-līt*) [*litho-*; *λυεῖν*, to loose]. A catheter used in the litholytic treatment of calculi.

litholytic (*lith-o-lit'-ik*) [*litho-*; *λύειν*, to loosen]. Pertaining to litholysis, or the dissolving of calculi in the bladder.

lithomalacia (*lith-o-mal-a'-se-ah*) [*litho-*; *μαλακία*, softness] The softening of a stone in the bladder; the softening of any calculus.

lithometer (*lith-om'-et-er*) [*litho-*; *μέτρον*, measure]. An instrument for estimating the size of a vesical calculus

lithometra (*lith-o-me'-trah*) [*litho-*; *μήτρα*, womb]. Ossification or concretion of, or within, the uterus.

lithomyl (*lith'-o-mil*) [*litho-*; *μύλη*, mill]. An instrument for pulverizing a calculus

lithonephria (*lith-o-nef'-re-ah*) [*litho-*; *νεφρός*, kidney]. Disease due to renal calculus.

lithonephritis (*lith-o-nef-ri'-tis*) [*litho-*; *νεφρός*, kidney; *ῖτις*, inflammation]. Inflammation of the kidney due to the presence of renal calculi.

lithonephrosis (*lith-o-nef-ro'-sis*). See *nephrolithiasis*.

lithonephrotomy (*lith-o-nef-rot'-o-me*) [*litho-*; *νεφρός* kidney; *τομή*, a cutting]. Incision of the kidney for the removal of a renal calculus.

lithontripsy (*lith-on-trip'-se*) [*litho-*; *τρίβειν*, to rub]. Synonym of *lithotripsy*, *q. v.*

lithontriptic (*lith-on-trip'-tik*) [*litho-*; *τρίβειν*, to rub]. See *lithotriptic* and *antilithic*.

lithontriptor (*lith-on-trip'-tor*) [*litho-*; *τρίβειν*, to rub]. A lithotrite.

lithopedion (*lith-o-pe'-de-on*) [*litho-*; *παιδίον*, child]. A retained fetus that has undergone calcareous infiltration.

lithophone (*lith'-o-fōn*) [*litho-*; *φωνή*, sound]. An instrument for detecting by sound the presence of calculi in the bladder.

lithoplatomy (*lith-o-plat'-om-e*) [*litho-*; *πλατός*, wide]. Removal of a vesical calculus by dilating the urethra

lithoplaxy (*lith-o-plaks'-e*). See *lithotrity*.

lithoprion (*lith-op'-re-on*) [*litho-*; *πρίων*, a saw]. An instrument for sawing instead of crushing a vesical calculus.

lithoprisy (*lith-op'-ris-e*) [*litho-*; *πρῖσις*, sawing]. The operation of sawing through a stone in the bladder.

lithopthisis (*lith-o-thi'-sis*) [*litho-*; *φθίσις*, phthisis]. Tuberculosis of the lungs with calcareous concretions.

lithoscope (*lith'-o-skōp*) [*litho-*; *σκοπεῖν*, to examine]. An instrument for the detection and examination of calculi in the bladder.

lithosis (*lith-o'-sis*) [*λίθος*, a stone]. A lung disease caused by the inhalation and deposition in the lung tissue of particles of silica or aluminum silicate. Syn, *grinders' lung*.

lithotecnon (*lith-o-tek'-non*) [*litho-*; *τέκνον*, child]. Same as *lithopedion*, *q. v.*

lithoterethrum, lithoteretron (*lith-o-ter'-eth-rum, lith-o-ter'-et-ron*) [*litho-*; *τέρετρον*, gimlet]. A lithotrite.

lithothlibia (*lith-o-thlib'-e-ah*) [*litho-*; *θλίβειν*, to press]. The operation of crushing a vesical calculus between a sound introduced into the bladder and a finger in the rectum or vagina.

lithothryptic (*lith-o-thrip'-tic*) [*litho-*; *θρυπτικός*, breaking]. Same as *lithotritic*.

lithothryptist (*lith-o-thrip'-tist*) [*litho-*; *θρύπτειν*, to break]. One who practises lithotrity

lithothryptor (*lith-o-thrip'-tor*) [*litho-*; *θρύπτειν*, to break]. An instrument used in lithotrity.

lithothrypty (*lith-o-trip'-te*) [*litho-*; *θρύπτειν*, to break]. Lithotrity; the crushing of calculus.

lithotome (*lith'-o-tōm*) [*litho-*; *τομή*, a cutting]. A cutting-instrument for use in lithotomy.

lithotomist (*lith-ot'-o-mist*) [see *lithotome*]. A surgeon who performs lithotomy.

lithotomy (*lith-ot'-o-me*) [see *lithotome*]. Incision into the bladder to remove a calculus. **l., bilateral,** a lithotomy performed by a curved transverse incision just in front of the rectum. **l., high.** See *l., suprapubic*. **l., Italian,** median lithotomy. **l., lateral,** one in which the incision is made in front of the rectum and to one side, generally the left, of the raphe. **l., lithontriptic,** a perineal incision following lithotrity for removal of debris of calculi. **l., median, l., marian,** one in which the incision is made in the median line in front of the anus. **l., mediolateral,** that in which the perineal incision is made in the median line, and the prostatic incision laterally. **l. position,** a position in which the patient rests on his back with the thighs flexed on the abdomen and the legs flexed on the thighs, the knees being widely abducted. **l., quadrilateral,** a modification of bilateral lithotomy with four incisions of get prostate. **l., rectal,** that done by an incision through the rectum. **l., spontaneous,** expulsion of a calculus by ulceration through the bladder and perineum. **l., suprapubic,** lithotomy in which the incision is made above the pubis, at a point where the bladder is not covered by peritoneum. **l., vaginal,** one in which the incision is made through the vaginal wall.

lithotony (*lith-ot'-o-ne*) [*litho-*; *τείνειν*, to stretch]. Removal of a vesical calculus through an artificial fistula, which is gradually dilated.

lithotresis (*lith-o-tre'-sis*) [*litho-*; *τρῆσις*, a boring]. The drilling of holes through a calculus, as a step in its destruction and removal.

lithotripsy (*lith'-o-trip-se*) [*litho-*; *τρίβειν*, to crush]. The operation of crushing calculi in the bladder.

lithotriptic (*lith-o-trip'-tik*) [see *lithotripsy*]. 1. Relating to lithotripsy. 2. Capable of dissolving vesical calculi.

lithotriptor (*lith-o-trip'-tor*) [see *lithotripsy*]. An instrument for crushing calculi in the bladder.

lithotriptoscope (*lith-o-trip'-to-skōp*) [*lithotripsy*; *σκοπεῖν*, to view]. An instrument for crushing

a stone in the bladder under visual control, and evacuating the debris.

lithotriptoscopy (*lith-o-trip-tos'-ko-pe*). The operation of crushing a stone in the bladder under visual control, and evacuating the debris, with the lithotriptoscope.

lithotrite (*lith'-o-trit*) [*litho-*; *terere*, to rub]. An instrument for crushing a vesical calculus.

lithotritic (*lith-o-trit'-ik*) [*litho-*; *terere*, to rub]. Pertaining to lithotrity.

lithotrity (*lith-ot'-rit-e*) [see *lithotrite*]. The process of crushing a stone in the bladder, with the lithotrite, into fragments small enough to pass through the urethral canal.

lithotrypterion (*lith-o-trip-ter'-e-on*) [*litho-*; τρίβειν, to rub]. A small lithotrite

lithous (*lith'-us*). Having the nature of a stone.

lithoxyduria (*lith-oks-id-ū'-re-ah*) [*litho-*; ὀξύς, acid; οὖρον, urine]. The morbid presence of xanthic oxide in the urine.

lithuresis (*lith-ū-re'-sis*) [λίθος, a stone; οὔρησις, urination]. The voiding of small calculi with the urine.

lithureteria (*lith-ū-re-te'-re-ah*) [λίθος, a stone; οὐρητήρ, a ureter]. A diseased condition of the ureter due to the presence of calculi.

lithuria (*lith-ū'-re-ah*) [*lithium*; οὖρον, urine]. A condition marked by excess of lithic acid or its salts in the urine.

litmus (*lit'-mus*) [Dutch, *lack*, lac; *moes*, pulp]. A blue pigment obtained from *Roccella tinctoria*, a lichen It is employed for determining the presence of acids and alkalies **l.-paper, blue,** unsized paper steeped in a solution of litmus; it turns red on contact with acid solutions **l.-paper, red,** unsized paper steeped in a solution of litmus colored red with acid; it turns blue on contact with alkaline solutions.

litrameter (*lit-ram'-et-er*) λίτρα, pound; μέτρον, measure]. An instrument for ascertaining the specific gravity of fluids

litre (*le'-ter*) See *liter*

Litsea (*lit'-se-ah*) [Japanese]. A genus of plants of the order *Lauricæ*. *L. cubeba* is used as a condiment and stomachic. *L. trinervia* is a species resembling myrrh. The entire plant has stimulant and diuretic properties. The root is used as a vermifuge and emmenagogue. The berries yield an oil used as a remedy in skin diseases and on old wounds.

Litten's sign (*lit'-en*) [Moritz *Litten*, German physician, 1845–1907]. Retraction of the lateral portion of the thorax, where the diaphragm is inserted, the retracted portions being lowered during inspiration and arising during expiration. It is absent in pleuritic adhesions, effusion into the pleural cavity, emphysema, etc. Syn., *dsaphragmatic phenomenon*.

litter (*lit'-er*) [*lectus*, a couch]. A stretcher or couch with handles for carrying the sick or wounded.

Little's disease (*lit'-el*) [William John *Little*, English surgeon, 1810–1894]. Congenital muscular rigidity; spastic cerebral diplegia of infancy.

Littré's colostomy (*le-tra'*) [Alexis *Littré*, French surgeon, 1658–1726]. The making of an opening into the colon through the left iliac region. **L.'s glands,** the small racemose muciparous glands in the mucous membrane of the urethra. **L.'s hernia,** a hernia in which only a diverticulum of the bowel is affected. The term is improperly applied to Richter's hernia. **L.'s sinus,** the transverse sinus.

littritis (*le-tri'-tis*). Inflammation of Littré's glands.

lituate (*lit'-ū-āt*) [*lituus*, an augur's staff]. Forked, with the points bent slightly outward.

Litzmann's obliquity (*lits'-mahn*) [Karl Konrad Theodor *Litzmann*, German physician, 1815–1890]. Condition of the fetus in which the posterior part of the parietal bone or ear is the presenting part.

live (*liv*). Living; animate; manifesting life. **l.-birth,** birth characterized by "the manifestation of some certain sign or signs of life by the child after it is completely born" **l.-blood,** the name given to the sensation of fluttering in the eyelid, due to spasmodic action of the orbicularis palpebrarum muscle.

live (*liv*). To continue in being. To have life.

livedo (*liv-e'-do*) [*livere*, to go black]. *Lividity, q. v.*

liver (*liv'-er*) [AS., *lifer*]. The largest gland in the body, situated on the right side of the abdominal cavity, just below the diaphragm, and forming an appendage of the digestive tract. Its functions are the secretion of bile; the formation and storage of glycogen; the production, at least at a certain period of development, of blood-corpuscles; the destruction of blood-corpuscles; the formation of a large quantity of urea; the retention and destruction of certain poisonous substances absorbed from the intestinal tract. Anatomically, it consists of five lobes—the right, the left, the lobus Spigelii, the lobus quadratus, and the lobus caudatus. These lobes are made up of lobules or acini, and these again of hepatic cells, capillaries, arteries, veins, lymphatics, and biliary channels, each lobule being surrounded by connective tissue. The weight of the liver is between 50 and 60 ounces. **l., albuminoid.** See *l., amyloid*. **l., amyloid,** one the seat of amyloid degeneration. **l., beavertail,** one the left lobe of which resembles in form a beaver's tail. **l., biliary cirrhotic,** one the seat of chronic inflammation, the result of obstruction and distention of the bile-ducts. **l., cardiac,** hepatic congestion with pulsation accompanied by disease of the right side of the heart. **l., cirrhotic,** one the seat of chronic inflammation, with overgrowth of the connective tissue and atrophy of the parenchyma. **l., degraded,** a human liver divided into an unusual number of lobes. **l.-dextrin,** a carbohydrate found in the liver. **l., fatty,** one with marked fatty infiltration and degeneration. **l., floating,** a movable condition of the liver, with displacement. **l.-fluke,** a hepatic parasitic worm. **l., foam-,** a liver containing many gas-filled cavities which give it a spongy or foamy texture. It is due to *Bacillus aerogenes capsulatus*. **l., gin-drinkers',** the liver of atrophic cirrhosis. **l., hobnail.** See *hobnail liver*. **l., icing-.** See *icing-liver*. **l., nut-meg,** a condition of the liver occurring in heart disease, fatty infiltration and amyloid disease. The surface of a section has a peculiar mottled appearance, the center of the lobules being dark, the periphery light, in color. **l., scrofulous,** an albuminoid liver. **l.-spot,** chloasma. **l., syphilitic,** one the seat of gummata, which, on healing, leave scars, or of a diffuse inflammation that may lead to cirrhosis, with atrophy or, especially in hereditary syphilis, enlargement. **l., tightlace,** one in which the right lobe is thickened vertically from compression, marked by the ribs, and atrophic from

constant pressure by tight stays. Syn., *corset-liver*. **l., wandering,** a displaced liver. **l., waxy.** See *l., amyloid.*

liverwort (*liv'-er-wert*). See *hepatica.*

livetin (*liv'-et-in*). A protein occurring in yolk of egg; it contains 0.1 % of phosphorus.

livid (*liv'-id*) [*livere*, to be dark]. Discolored from the effects of congestion or contusion; black and blue; pale lead-color.

lividity (*liv-id'-it-e*) [*livid*]. The state of being livid **l., cadaveric, l., postmortem,** the reddish or bluish discoloration in the dependent parts of a corpse, due to the gravitation of the blood.

Livierato's signs for hypotonia (*le-ve-er-ah'-to*) [P. E. *Lviverato*, Italian physician, 1860–]. 1. The *abdominocardiac sign* (right enlargement of the area of dulness over the heart on mechanical stimulation of the abdominal aortic plexus), a sign of cardiac hypotonia. 2. The *orthocardiac sign* consists in a spontaneous enlargement of the right heart, occurring on change from the reclining to the erect posture, and the spontaneous return to the previous condition when the subject lies down again.

livor (*li'-vor*) [*livid*]. Lividity.

lixiviation (*lixs-iv-e-a'-shun*) [see *lixivium*]. 1. The process of leaching ashes. 2 The separating by solution any alkaline salt from the insoluble impurities with which it is mixed.

lixivium (*lixs-iv'-e-um*) [*lixivia*, lye]. The filtrate obtained by leaching ashes; practically a solution of an impure potassium hydroxide.

Lizars' lines (*li'-zarz*). 1. A line drawn from the posterior superior iliac spine to a point midway between the tuberosity of the ischium and greater trochanter; the upper point of trisection of this line corresponds to the point of emergence of the gluteal artery. 2. A line drawn from the posterior superior iliac spine to the inner point of trisection of a line between the tuberosity of the ischium and the greater trochanter; the middle of this line indicates the point of emergence of the sciatic artery. **L.'s operation,** see under *operations.*

L. K. Q. C. P. I. Abbreviation of Licentiate of the King and Queen's College of Physicians of Ireland.

LL.B. Abbreviation of *Legum Baccalaureus*, Bachelor of Laws.

LL.D. Abbreviation of *Legum Doctor*, Doctor of Laws.

L. M. Abbreviation for Licentiate in Midwifery.

L. M. A. Abbreviation for left mentoanterior position of the fetus in utero.

L. M. P. Abbreviation for left mentoposterior position of the fetus in utero.

L. M. R. C. P. Abbreviation for Licentiate in Midwifery of the Royal College of Physicians.

L. M. S. Abbreviation for Licentiate in Medicine and Surgery.

L. M. S. S. A. Abbreviation for Licentiate in Medicine and Surgery of the Society of Apothecaries (of London).

L. O. A. Abbreviation for left occipitoanterior position of the fetus in utero.

Loa loa (*lo'-ah lo'-ah*). A species of filaria which invades the connective tissues and the conjunctiva.

loasis (*lo'-ah-sis*). Infestation with Loa loa.

lobar (*lo'-bar*). Pertaining to a lobe. **l. pneumonia.** See *pneumonia, lobar.*

lobate (*lo'-bāt*). Having lobes.

lobe (*lōb*) [lobus, a lobe]. A more or less rounded part or projection of an organ, separated from neighboring parts by fissures and constrictions, **l., biventral,** the lateral continuation into the hemisphere of the pyramidal lobe. **l., cacuminal,** the superior semilunar lobe of the cerebellum. **l., caudate,** the tail-like process of the liver. **l., central.** 1. The island of Reil. 2. One of the lobes of the cerebellum. **l.s of the cerebellum,** each cerebellar hemisphere is divided into the following lobes: on the upper surface, the anterior or square lobe and the posterior or semilunar lobe; on the under surface, the flocculus or subpeduncular lobe, the amygdala or tonsil, the digastric lobe, the slender lobe, and the inferior posterior lobe. **l.s of the cerebrum,** the primary lobes into which each cerebral hemisphere is divided; they are: the frontal, parietal, occipital, temporosphenoidal, and central, or island of Reil. See *brain* and *convolution.* **l., clival,** the parts of the cerebellum between the preclival and postclival fissures. **l., crescentic, anterior** and **posterior,** two lobes on the upper surface of each cerebellar hemisphere. **l., culminal,** a part of the prevermis of the cerebellum. **l., frontal,** that part of the cerebral hemisphere in front of the central and above the Sylvian fissures. **l., gracile,** the anterior and posterior slender lobules of the cerebellum combined. **l.s of the liver.** See *liver.* **l., marginal,** the first frontal convolution running along the margin of the longitudinal fissure. **l., nodular,** the nodulus and flocculus of the cerebellum combined. **l., olfactory,** the rhinencephalon. **l.s, optic,** the corpora quadrigemina. **l., orbital,** that part of the frontal lobe which rests on the orbital plate of the frontal bone. **l., parietal,** that part of the cerebral hemisphere back of the central and above the Sylvian fissures. **l., pyramidal,** that part of the cerebellum making up the prominence of the postvermis. **l., quadrate.** 1. The anterior and posterior crescentic lobes of the cerebellum combined. 2. An oblong lobe on the inferior surface of the liver. **l., slender,** the fourth of the five lobes on the under surface of each hemisphere of the cerebellum. **l., Spigelian.** See *lobus Spigelii.* **l., temporal,** that part of the cerebral hemisphere below the Sylvian and in front of the exoccipital fissures. **l., tuberal,** the inferior semilunar and slender lobes of the cerebellum combined. **l., uvular,** the uvula and amygdala of the cerebellum combined.

lobectomy (*lo-bek'-to-me*) [*lobe*; ἐκτομή, excision]. Excision of a lobe of an organ or gland.

lobelia (*lo-be'-le-ah*) [de *Lobel*, French botanist]. The *lobelia* of the U. S. P. is the leaves and tops of *L. inflata*, of the order *Lobeliaceæ.* It contains a liquid alkaloid, *lobeline;* an acid, *lobelic acid;* an acrid body, *lobelacrin;* and a crystalline substance, *inflatin.* Lobelia is expectorant, antispasmodic, and emetic, and has been used in asthma, whooping-cough, and other bronchial affections. A North American species, *L. syphilitica*, has been used as an antisyphilitic. **l., fluidextract of** (*fluidextractum lobeliæ*, U. S. P.), an acetic acid menstruum. Dose 8 min. (0.5 Cc.). **l., tincture of** (*tinctura lobeliæ*, U. S. P.). Dose 10–30 min. (0.65–2.0 Cc.).

lobeline (*lo-be'-lēn*) [*lobelia*]. 1. A precipitate from the tincture of *Lobelia inflata;* an emetic, nervine, antispasmodic, resolvent, and relaxant. Dose, as an emetic, 1–3 gr. (0.06–0.2 Gm.) in warm water, repeated in 10 minutes if necessary;

as a diaphoretic and expectorant, ¼–½ gr. (0.016–0 032 Gm.). 2. An actively poisonous alkaloid from *Lobelıa ınflata*. **Alpha-lobeline,** alkaloid of *Lobelıa ınflata* having a powerful stimulating action on the respiratory center. **l. hydrobromide,** used in pseudoangına pectoris and asthma. Dose, adults, ½–6 gr. (0.05–0.4 Gm.) daily; children, ½–½ gr. (0.01–0.05 Gm.) daily. **l. sulphate,** used in asthma, epilepsy, etc. Dose 1 gr. (0.06 Gm) daily, gradually increasıng to 3–8 gr. (0.2–0 52 Gm.) daily.

lobengulism (*lo-ben'-gū-lızm*). A condition marked by a general ıncrease of subcutaneous fat, with partial or complete abeyance of sexual function. In men there is an enlargement of the mammary glands wıth failure of sexual appetite, in women a cessatıon of menstruation

lobopodium (*lo-bo-po'-de-um*) [*pl., lobopodia*]. A broad and thick pseudopodium. Cf. *filopodium.*

lobose (*lo'-bōs*). Lobate.

lobous (*lo'-bus*). Lobate.

Lobstein's cancer (*lōb'-stīn*) [Johann Georg Christıan Friedrich Martın *Lobsteın*, German pathologist, 1777–1835]. Retroperitoneal sarcoma. **L.'s disease,** osteopsathyrosıs; fragility of the bones. **L.'s ganglion,** a small gangliform swellıng of the great splanchnic nerve a short dıstance above the diaphragm. **L.'s placenta,** placenta velamentosa, *q. v.*

lobular (*lob'-ū-lar*) [*lobulus*]. Pertaınıng to, resemblıng, or composed of lobules. **l. pneumonia,** bronchopneumonıa.

lobulated (*lob'-ū-la-ted*) [*lobule*]. Consıstıng of lobes or lobules.

lobule (*lob'-ūl*) [see *lobulus*]. A small lobe. **l., cuneate.** See *cuneus.* **l., fusiform,** the subcollateral gyrus **l., paracentral,** the superıor connecting convolutıon of the ascendıng frontal and ascendıng parıetal gyri. **l., parietal,** one of the two parts (inferıor and superıor) ınto whıch the parıetal lobe ıs dıvided by the horızontal portıon of the ıntraparıetal fissure.

lobulet (*lob'-ū-let*) [dim. of *lobulus*, a lobule]. A mınor lobule, especıally of the lung; a group, or series of groups, of five or sıx aır-sacs connected wıth the dilated end of a bronchiole.

lobulus (*lob'-ū-lus*) [dım. of *lobus;* pl., *lobuli*]. A lobule. **l. auriculæ,** the lobe of the ear. **l. biventer,** the bıventral lobe. **l. caudatus,** the tailed lobe of the lıver that separates the rıght extremity of the transverse fissure from the commencement of the fissure for the inferior vena cava. **lobuli cerebelli spinales,** Gordon's name for amygdalæ cerebellı. **l. cerebelli tener, l. gracilis,** the slender lobe. **l. parietalis exterior** or **superior,** the superior parietal gyrus. **l. parietalis inferior,** the subparietal gyrus. **l. posteroparietalis,** the ascending parietal gyrus. **l. quadratus,** the square lobe upon the inferior surface of the rıght lobe of the liver. **lobuli renales,** the Malpighian pyramids. **l. rolandicus anterior,** the ascendıng frontal gyrus. **l. rolandicus posterior,** the ascending parietal gyrus. **l. Spigelii,** the lobule projecting from the posterıor portion of the ınferior surface of the liver. **lobuli testiculi, l. testis,** pyramidal or conoid lobules varying ın sıze and number (250–400) and converging to the mediastinum, which make up the glandular substance of the testis. Each lobule consists of from one to six seminiferous tubules.

lobus (*lo'-bus*) [L., a lobe]. A lobe. Any well-defined, rounded part of an organ. **l. caudatus,** the caudate lobe; see *lobulus.* **l. opertus,** the insula of the brain. **l. quadratus.** See *lobulus.* **l. Spigelii,** a prominent oblong lobe on the posterior surface of the liver.

local (*lo'-kal*). Limited to a part or place; not general. **l. asphyxia,** a stage of Raynaud's disease, *q. v.*

localization (*lo-kal-ız-a'-shun*) [*local*]. 1. The determination of the seat of a lesion. 2. The limitation of a process to a particular place; the opposite of generalızation. 3. The faculty of locating sensory impressions. **l., cerebral,** the determination of the position of the centers in the brain that presıde over certain physiological acts or of the seat of pathological conditıons ınterfering with the proper function of these centers. **l., experimental,** the localızation of brain-centers through experiments on anımals.

localized (*lo'-kal-īzd*). Confined to a particular place.

locative (*lok'-at-ıv*) [*locare*, to place]. Indicating relative posıtion ın a series. **l. name,** one that ındicates the location of an organ or part: *e. g.,* post cava.

lochia (*lo'-ke-ah*) [λόχιος, pertaining to childbırth]. The discharge from the genital organs durıng the first few weeks (from two to four) after labor. **l. alba,** the whitish flow that takes place from about the seventh day. **l. cruenta, l. rubra,** the sanguineous flow of the first few days. **l. serosa,** the serous discharge taking place about the fifth day.

lochial (*lo'-ke-al*) [*lochıa*]. Pertaining to the lochia.

lochiocolpos (*lo-ke-o-kol'-pos*) [*lochia;* κόλπος, vagına]. Dıstention of the vagına by retained lochia.

lochiocyte (*lo'-ke-o-sīt*) [*lochia;* κύτος, cell]. A decidual cell.

lochiometra (*lo-ke-o-me'-trah*) [*lochıa;* μήτρα, uterus]. A collection of lochia in the uterus.

lochiometritis (*lo-ke-o-me-trī'-tıs*) [*lochıa; metritis*]. Puerperal metrıtıs.

lochioperitonitis (*lo-ke-o-per-e-ton-ī'-tis*) [lochia-; *peritonitis*]. Puerperal peritonıtis.

lochiopyra (*lo-ke-op'-ır-ah*) [*lochia-;* πῦρ, fire, fever] Puerperal fever. Same as lochopyra.

lochiorrhagia (*lo-ke-or-a'-je-ah*) [*lochıa;* ῥηγνύναι, to burst forth]. An excessive flow of the lochia.

lochiorrhea (*lo-ke-or-e'-ah*) [*lochıa;* ῥοία, a flow]. An abnormal flow of the lochia.

lochioschesis (*lo-ke-os'-kes-is*) [*lochia;* σχέσις, retention]. Suppression or retentıon of the lochia.

lochodochium (*lo-ko-do'-ke-um*) [λόχος, childbirth; δέχεσθαι, to receive]. A lyıng-in hospıtal; a maternity.

lochometritis (*lo-ko-me-trī'-tıs*) [*lochia;* μήτρα, womb; ıτıs, inflammation]. Inflammation of the uterus consequent upon delivery; puerperal metritis.

lochometrophlebitis (*lo-ko-me-tro-fle-bī'-tıs*) [*lochia;* μήτρα, womb; φλέψ, vein; ıτıs, inflammation]. Phlebitis of the uterine veins in puerperal women.

lochoperitonitis (*lo-ko-per-ıt-on-ī'-tıs*). Inflammation of the peritoneum following child-birth.

lochopyra (*lo-kop'-ır-ah*) [*lochia;* πῦρ, fire, fever]. Puerperal fever.

lochotyphus (*lo-ko-tī'-fus*) [*lochia;* τῦφος, stupor]. Puerperal fever of a typhoid type.

Lockard's treatment of typhoid. Continuous applıcation of ice-bags to the axilla, popliteal space, back of neck, wrist, and ankle, to reduce temperature.

Locke's solution (*lok*). A perfusion fluid composed of sodium chloride 0.9, potassium chloride 0.042, calcium chloride 0.048, sodium bicarbonate 0.02, and glucose 0.2 in 100 of pure distilled water.

lock-finger. A peculiar affection of the fingers in which they suddenly become fixed in a flexed position, due to the presence of a small fibrous growth in the sheath of the extensor tendon.

lock-hospital. An English term for a hospital for the treatment of venereal diseases; it was originally kept with locked doors, whence the name.

lockjaw. Tetanus; trismus.

lock-spasm. A spasm of the fingers in which they become firmly flexed upon the object in their grasp, as upon the pen in writing. It is sometimes seen in writer's cramp.

Lockwood's ligament (*lok'-wood*) [Charles Barrett *Lockwood*, English surgeon, 1858–1914]. The suspensory ligament of the eyeball, a curved fibrous band connected with Tenon's capsule, and supporting the eyeball on each side of the orbit.

loco (*lo'-ko*) [Sp., "crazy"]. Loco-weed, various species of leguminous plants poisonous to cattle and horses. **l.-disease,** a local epizootic disease of cattle and horses induced by eating any of the plants called *loco*.

locoed (*lo'-kōd*). Affected with locoism.

locoism (*lo'-ko-izm*). See *loco-disease*.

locomotion (*lo-ko-mo'-shun*) [*locus*, place; *movere*, to move]. Animal movement. **l. of an artery,** the straightening out of a curved artery under the impulse of the pulse-wave

locomotive (*lo-ko-mo'-tiv*) [*locus*, a place; *movere*, to move]. Moving from place to place; able to change its place; pertaining to locomotion. **l. pulse** See *Corrigan's pulse*.

locomotivity (*lo-ko-mo-tiv'-it-e*) [*locus*, place; *movere*, to move]. The power to move from one place to another.

locomotor (*lo-ko-mo'-tor*) [*locus*, a place; *motor*, a mover]. Pertaining to locomotion. **l. ataxia, l. ataxy.** See *ataxia, locomotor,* and *tabes*.

locomotorial (*lo-ko-mo-to'-re-al*). Relating to the locomotorium.

locomotorium (*lo-ko-mo-to'-re-um*) [*locus*, a place; *motor*, mover· *pl., locomotoria*]. In biology, the motive apparatus of an organism; the bones, muscles, and tendons.

locomotory (*lo-ko-mo'-tor-e*) [*locus*, place; *movere*, to move]. Pertaining to locomotion.

locosthetic (*lo-kos-thet'-ik*). Trade name of a local anesthetic and hemostatic; it contains cocaine hydrochloride, adrenalin hydrochloride, thymol, and sodium chloride.

locular, loculated (*lok'-ū-lar, lok'-ū-la-ted*) [*loculus*]. Divided into loculi.

loculus (*lok'-ū-lus*) [dim of *locus;* pl., *loculi*] A small space or compartment.

locum tenens (*lo'-kum te'-nens*) [*locus*, place; *tenere*, to hold]. A physician who temporarily acts as a substitute for another physician.

locus (*lo'-kus*) [L.]. A place, spot, or organ. **l cinereus, l. cæruleus, l. ferrugineus,** a bluish-tinted eminence on the fasciculi teretes of the fourth ventricle of the brain. **l. minoris resistantiæ,** a spot of diminished resistance. **l. niger,** a dark area in the center of a section of the crus cerebri. **l. perforatus,** a name given to the anterior and the posterior perforated space at the base of the brain through which blood-vessels pass. **l. ruber,** the red nucleus of the tegmentum.

lodal (*lo'-dal*). Trade name of an oxidation product of laudanosine, used to control uterine hemorrhage.

Loebisch's formula (*le'-bish*). The product obtained by multiplying the last two figures of the specific gravity of the urine by 2.2 indicates the number of grams of solids in 1000 Cc. of urine.

Loeffler's alkaline solution (*lef'-ler*) [Friedrich August Johannes *Loeffler*, German bacteriologist, 1852–1915]. A mixture of 30 parts of a concentrated alcoholic solution of methylene-blue and 100 parts of a 1: 10,000 aqueous solution of potassium hydroxide. **L.'s bacillus,** the bacillus of diphtheria. See *Klebs-Loeffler bacillus*. **L.'s blood-serum mixture,** a mixture consisting of one part of neutral meat-infusion bouillon containing 1 % of glucose and three parts of blood-serum; it is used as a culture-medium. **L.'s toluol solution,** a solution recommended by Loeffler for the local treatment of diphtheria. It consists of menthol, 10 Gm.; toluol, sufficient to make 36 Cc.; absolute alcohol, 60 Cc.; solution of ferric chloride, 4 Cc. Another formula is. menthol, 10 Gm.; toluol, sufficient to make 36 Cc.; creolin, 2 Cc.; absolute alcohol, 65 Cc.

loeffleria (*lef-le'-re-ah*). A disease marked by the presence of *Bacillus diphtheriæ* (Klebs and Loeffler), without diphtheritic symptoms.

Loehlein's diameter. The distance between the center of the subpubic ligament and the anterosuperior angle of the great sacrosciatic foramen.

lœmia (*lem'-e-ah*). See *loimia*.

lœmic (*lem'-ik*). See *loimic*.

lœmography (*lem-og'-ra-fe*) [λοιμός, plague; γράφειν, to write]. See *loimology*.

lœmoid (*lem'-oid*). See *loimic*.

lœmology (*lem-ol'-o-je*). See *loimology*.

lœmophthalmia (*lem-off-thal'-me-ah*)[λοιμός, plague; *ophthalmia*] A contagious ophthalmia.

Loewe's ring (*le'-veh*). A bright circle which may appear in the visual field when the illumination is changed from blue to white. It surrounds the position of the dark ring that marks the macula lutea.

Loewenberg's canal (*le'-ven-berg*) [Benjamin Benno *Loewenberg*, German laryngologist, 1836–]. That portion of the cochlear canal situated above the membrane of Corti. **L.'s scale,** L.'s canal.

Loewenthal's reaction (*le'-ven-tahl*) [Wilhelm *Loewenthal*, German physician, 1850–1894]. The agglutination of *Spirochætæ Obermeieri*, by the blood-serum of an individual affected with relapsing fever. **L.'s test for glucose,** a glucose solution boiled with a solution of ferric chloride, dissolved in tartaric acid and sodium carbonate, becomes dark and deposits an abundant precipitate of iron oxide. This test is not applicable to urine. **L.'s tract,** the descending anterolateral tract of the spinal cord.

Loewi reaction (*le'-ve*) [Otto *Loewi*, German pharmacologist, 1873–]. In pancreatic disease or insufficiency, the introduction of adrenalin into the conjunctival sac causes a dilatation of the pupil.

Loewitt's bodies (*le'-vit*). See *lymphogonia*.

logadectomy (*log-ad-ek'-to-me*) [λογάδες, whites of the eyes; ἐκτομή, excision]. Excision of a piece of the conjunctiva.

logades (*log'-ad-ēz*) [λογάδες]. The whites of the eyes; the sclerotic coats of the eyes.

logaditis (*log-ad-i'-tis*) [λογάδες, whites of the eyes; *itis*, inflammation]. Same as *scleritis*.

logadoblennorrhea (*log-ad-o-blen-or-e'-ah*) [λογάδες, whites of the eyes; βλέννα, mucus; ῥοία, flow]. Conjunctival blennorrhea.

logagnosia, logagnosis (*log-ag-no'-ze-ah, -sis*) [λόγος, a word; ἀ, priv.; γνῶσις, a recognizing]. Aphasia; word-blindness.

logagraphia (*log-ag-raf'-e-ah*). Same as *agraphia, q. v.*

logamnesia (*log-am-ne'-ze-ah*) [λόγος, a word; ἀμνησία, forgetfulness]. Word-deafness; word-blindness.

loganin (*log'-an-in*), $C_{18}H_{34}O_{14}$. A glucoside extracted from the seeds of *Strychnos nux vomica*.

logaphasia (*log-af-a'-ze-ah*) [λόγος, word; ἀφασία, speechlessness]. Word aphasia; aphasia for lack of articulation.

logo- (*lo-go-*) [λόγος, a word]. A prefix meaning relating to words or speech.

logodiarrhea (*log-o-di-ar-e'-ah*) [λόγος, word; διάῤῥοια, a flowing through]. Excessive or maniacal loquacity.

logograph (*log'-o-graf*) [λόγος, a word; γράφειν, to write]. 1 A written word. 2. Barlow's name for a device for recording spoken words.

logographic (*log-o-graf'-ik*) [λόγος, word; γράφειν, to write]. Pertaining to written words. **l. alalia**, that in which the thoughts cannot be expressed in writing.

logokophosis (*log-o-kof-o'-sis*) [*logo-*; κώφωσις, deafness]. Word-deafness; incapacity to understand spoken language.

logomania (*log-o-ma'-ne-ah*) [λόγος, word; μανία, madness]. 1. Insanity characterized by talkativeness. 2. Aphasia.

logoneurosis (*log-o-nū-ro'-sis*) [*logo-*; *neurosis*]. 1. A neurosis marked by a speech-defect. 2. A neurosis attended with impairment of the mental powers.

logopathy (*log-op'-ath-e*) [*logo-*; πάθος, disease]. A disease affecting the speech.

logoplegia (*log-o-ple'-je-ah*) [*logo-*; πληγή, stroke]. Loss of the power of uttering articulate speech.

logorrhea (*log-or-e'-ah*) [*logo-*; ῥοία, a flow]. Excessive loquacity

logospasm (*log'-o-spazm*) [*logo-*; σπάσμος, spasm]. Spasmodic enunciation of words

logwood (*log'-wood*). See *Hematoxylon*.

Lohnstein's saccharimeter (*lōn'-stīn*) [Theodor *Lohnstein*, German physician, 1866–1918]. An apparatus for determining the amount of sugar in the urine, by fermentation.

loiasis (*lo-i-as-is*). Infestation with Filaria loa.

loimia (*loi'-me-ah*) [λοιμός, plague]. A pestilence or plague.

loimic (*loi'-mik*) [λοιμός, plague]. Pertaining to the plague or to any pestilence.

loimography (*loi-mog'-ra-fe*) [λοιμός, plague; γράφειν, to write]. A description of the plague.

loimology (*loi-mol'-o-je*) [λοιμός, plague; λόγος, science]. The science of contagious epidemic diseases.

loimopyra (*loi-mop'-ir-ah*) [λοιμός, plague; πῦρ, fire] Pestilential fever.

loin [*lumbus*, loin]. The lateral and posterior region of the body between the false ribs and the top of the pelvis.

loka (*lo'-ka*). An arrow-poison, probably of the nux vomica group

lolism (*lol'-izm*). Poisoning by seeds of *Lolium temulentum*, which have found their way among grain and which contain a poisonous glucoside, loliin. It is marked by narcotic symptoms, vomiting, and diarrhea.

lolium (*lo'-le-um*) [L , darnel]. A genus of grasses, one of which, *L. temulentum*, a poisonous darnel, is remarkable as one of the few grasses that appear to have poisonous qualities. Its seeds in particular are said to have narcotic qualities.

Lombardi's sign (*lom-bar'-de*) [Antonio *Lombardi*, Italian physician]. In incipient pulmonary tuberculosis, varicosities may be observed near the spinous processes of the last cervical and upper three dorsal vertebræ.

Lombardy leprosy. Pellagra.

loment (*lo'-ment*) [*lomentum*, a mixture of bean-meal and rice]. A legume that when ripe breaks transversely into joints

lomentum (*lo-men'-tum*). Same as *loment*.

lomilomi (*lo'-me-lo'-me*) [Hawaiian]. A kind of shampoo or massage, practiced by the Polynesians.

London paste. A caustic paste containing equal parts of caustic soda and unslaked lime.

London purple (*lun'-dun*). Arsenical residues from manufacture of anilin dyes.

Long's coefficient [John Harper *Long*, American chemist, 1856–]. The figures 2 6, by which the last two figures of the specific gravity of the urine are multiplied to obtain the number of grams of solids in 1000 Cc. of urine.

longevity (*lon-jev'-si-e*) [*longa*, long; *vita*, life]. Long life.

longimanus (*lon-je-ma'-nus*) [*longus*, long; *manus*, hand]. Long-handed.

longing (*long'-ing*). The earnest desire for anything; it is a condition often present in the female during pregnancy. **l. mark**, birthmark.

longipedate (*lon-je-pe'-dāt*) [*longus*, long; *pes*, foot]. Long-footed.

longissimus (*lon-jis'-im-us*) [superl. of *longus*, long]. Longest. **l. capitis**, **l. cervicis**. See *trachelomastoid* under *muscle*. **l. dorsi**. See under *muscle*.

longitudinal (*lon-je-tū'-din-al*) [*longitudo*, length]. Lengthwise; in the direction of the long axis of a body. **l. fissure**. See *fissure, interlobular*.

long-sightedness (*long-sīt'-ed-nes*). See *hyperopia*.

longus (*lon'-gus*) [L.]. Long. **l. capitis**, the rectus capitis anticus major muscle **l. colli**. See under *muscle*.

Loomis's diarrhea mixture (*loo'-mis*) [Alfred L. *Loomis*, American physician 1831–1895]. Oil of sassafras 1, tincture of rhubarb 8, tincture of opium 12, tincture of gambir 40, compound tincture of lavender *q. s.* ad 100; dose half a dram.

loop [Irish and Gael., *lub*, a bend]. 1. A bend in a cord or cord-like structure. 2. A platinum wire, in a glass handle, and with its extremity bent in a circular form; used to transfer bacterial cultures. **l. of Henle**. See *Henle's loop*.

loose (*loos*). Lax; wanting power of restraint; as loose bowels. **l. ligature**. See *ligature*.

looseness (*loos'-nes*). Popular name for diarrhea. **l. of the teeth**, *odontosesis; odontossismus;* this results from disease of the gums and the gradual destruction of the alveolar processes.

L. O. P. Abbreviation for left occipitoposterior position of the fetus in utero

lopez root (*lo -pez*). Toddalia.

lophia (*lo'-fe-ah*) [λόφος, the back of the neck]. The upper part of the back near the first dorsal vertebra.

lophius (*lo'-fe-us*) [λόφος, a ridge]. The ridge between two furrows or sulci of the ventricular surface of the brain.

lophocomous (*lo-fok'-om-us*) [λόφος, a tuft; κόμη, the hair of the head]. Having the hair in tufts,

lophodont (*lof'-o-dont*) [λόφος, a ridge; ὀδόυς, a tooth]. Having the crowns of the molar teeth formed in crests or ridges; opposed to *bunodont*.

lophotrichea (*lo-fo-trik'-e-ah*). Bacteria with lophotrichous ciliation.

lophotrichous (*lo-fot'-rik-us*) [λόφος, tuft; θρίξ hair]. Microorganisms characterized by a tuft of cilia or flagella at each pole.

loquacity (*lo-kwas'-si-e*) [*loquacitas; loquax*, talkative]. Volubility of speech; talkativeness; a condition that is frequently excessive in various forms of mental disorder.

Lorain type of infantilism (*lor-ān'*). Arrested physical development of unknown cause.

lordoma (*lor-do'-mah*) [λορδοῦν, to bend inward]. The anterior or forward incurvation of the spine.

lordoscoliosis (*lor-do-sko-le-o'-sis*). Lordosis with scoliosis.

lordosis (*lor-do'-sis*) [λορδοῦν, to bend back]. A curvature of the spine with a forward convexity.

lordotic (*lor-dot'-ik*). Bent with the convexity turned ventrad; applied to the spinal column.

Lorenz bloodless operation (*lor'-enz*) [Adolf *Lorenz*, Austrian surgeon, 1854–]. *For congenital dislocation of the hip:* this consists in the reduction of the dislocation and fixation of the head of the femur against the rudimentary acetabulum until a socket is formed **L.'s hip-redresseur**, an apparatus to correct faulty position and contraction of joints and hold the limb while fixation bandages are applied. **L.'s sign**, in incipient pulmonary tuberculosis there is stiffness of the spine in the thoracic region.

Loreta's operation (*lor-a'-tah*) [Pietro *Loreta*, Italian surgeon, 1831–1889] 1. The forcible dilatation of the pylorus for the relief of stricture. 2. The treatment of aneurysm by the introduction of metal wire into the sac, through which an electric current is then passed.

loretin (*lor'-et-in*), $C_9H_6IO_4SN$. A nontoxic antiseptic used as a dusting-powder or in 5 to 10% ointment or in 0.10 to 0.2% aqueous solution.

loripes (*lor'-ip-ēz*) [*lorum*, a thong; *pes*, the foot]. 1. Limber-footed. 2. Crook-footed; bandy-legged. 3. Talipes varus.

Lortet lamp (*lor-ta'*). An electric lamp used in treatment by the Finsen light.

losophan (*lo'-so-fan*). Triiodometacresol, $C_7H_6I_3O$; proprietary powder used in parasitic dermatoses.

Lostorfer's corpuscles (*los'-tor-fer*). Granular masses said to have been found in the blood of syphilitic patients.

lotio (*lo'-she-o*) [L.]. A lotion. **l. alba**, zinc sulphate 5 grams, potassa sulphurata 5 grams, distilled water *q. s.* ad 125 cc. **l. hydrargyri flava** (B P.), yellow mercurial lotion; yellow wash. **l. hydrargyri nigra** (B. P), black mercurial lotion; black wash.

lotion (*lo'-shun*) [*lotio*]. A medicinal solution for bathing a part; a wash.

lotoflavin (*lo-to-fla'-vin*). A yellow pigment produced by the lysis of lotusin.

Lotus (*lo'-tus*) [λωτός, the lotus]. A genus of leguminous plants. *L. arabicus* yields a toxic glucoside; *lotusin*, and a pigment, *lotoflavin*.

lotusin (*lo'-tus-in*). A toxic glucoside in *Lotus arabicus;* it is derived from maltose and gives rise to prussic acid when acted upon by a hydrolytic enzyme.

Louis' angle (*loo'-e*) [Antoine *Louis*, French surgeon, 1723–1792]. An angular projection existing in some individuals at the junction of the manubrium and body of the sternum. Syn. *Angulus Ludovici*.

Louis' law (*loo'-e*) [Pierre Charles Alexandre *Louis*, French physician, 1787–1872]. 1. The lungs always contain tubercles when tuberculosis exists elsewhere in the body. 2. Pulmonary tuberculosis generally begins in the left lung.

loupe (*loop*) [Fr.]. A lens.

Louros's immunization (*low-ro'*). An active or passive immunization of pregnant and parturient women by means of an antistreptococcus vaccine; said to be prophylactic against puerperal infection.

louse (*lows*). See *pediculus*.

lousiness (*lwo'-ze-nes*). See pediculosis.

lousy (*low'-ze*). Affected with pediculosis.

loutrotherapy (*low-tro-ther'-ap-e*) [λουτρόν, a bath; θεραπεία, therapy]. The therapeutic use of artificial carbonated and Nauheim baths.

lovage (*luv'-aj*) [OF., *levesche*, from *ligusticum*, lovage]. The root of *Ligusticum levisticum* and *Levisticum officinale*, plants of the order *Umbelliferæ*. Lovage is stimulant, aromatic, carminative, and emmenagogue. Dose of the *fluid-extract* 1–2 dr (4–8 Cc.).

Loven reflex. See under *reflex*.

love-sickness. A morbid mental condition characterized by languor and depression.

Lower's tubercle (*lou'-er*) [Richard *Lower*, English anatomist, 1630–1691]. A slight prominence in the right auricle between the openings of the superior and the inferior venæ cavæ.

Lowy's test (*lo'-e*) [Otto *Lowy*, American pathologist]. An adaptation of Abderhalden's test, suggested for use in diagnosis of cancer.

loxa bark (*loks'-ah*). Pale cinchona; the bark of *Cinchona officinalis*.

loxarthron (*loks-ar'-thron*) [λοξός, slanting; ἄρθρον, a joint]. Any oblique or abnormal direction of a joint, not caused by spasm or luxation

loxarthrosis (*loks-ar-thro'-sis*) [λοξός, awry; ἄρθρον, joint]. Distortion of a joint.

loxia (*loks'-e-ah*). See *torticollis*.

loxic (*loks'-ik*) [λοξός, oblique]. Distorted; awry; twisted.

loxocyesis (*loks-o-si-e'-sis*) [λοξός, awry; κύησις, pregnancy]. Oblique displacement of the gravid uterus.

loxodont, loxodontous (*loks'-o-dont, loks-o-don'-tus*) λοξός, aslant; ὀδούς, tooth]. Having teeth placed at abnormal angles with the jaw.

loxophthalmos (*loks-off-thal'-mos*). Synonym of *strabismus, q. v.*

Loxopterygium (*loks-o-ter-ij'-e-um*) [λοξός, oblique; πτέρυξ, wing]. A genus of anacardiaceous trees. The bark of *L. lorentzii* and *L. sagotii*, the red quebracho; it is a substitute for cinchona.

loxotic (*loks-ot'-ik*) See toxic.

loxotomy (*loks-ot'-o-me*) [λοξός, oblique; τομή, a cutting]. Amputation by oblique section.

lozenge (*loz'-enj*) [OF., *losenge*]. A medicated tablet with sugar as a basis.

L. R. C. P. Abbreviation of Licentiate of the Royal College of Physicians.

L. R. C. P. E. Abbreviation of Licentiate of the Royal College of Physicians of Edinburgh.

L. R. C. P. I. Abbreviation of Licentiate of the Royal College of Physicians of Ireland.

L. R. C. S. Abbreviation of Licentiate of the Royal College of Surgeons.

L. R. C. S. E. Abbreviation of Licentiate of the Royal College of Surgeons of Edinburgh.

L. R. C. S. I. Abbreviation of Licentiate of the Royal College of Surgeons of Ireland.

L. R. F. P. S. Abbreviation for Licentiate of the Royal Faculty of Physicians and Surgeons.

L. S. A. 1. Abbreviation of Licentiate of the Society of Apothecaries. 2. Abbreviation for left sacroanterior position of the fetus in utero.

L. S. P. Abbreviation for left sacroposterior position of the fetus in utero.

L. S. S. Abbreviation for Licentiate in Sanitary Science.

L. S. Sc. Abbreviation for Licentiate in Sanitary Science.

Lu. Chemical symbol of Lutecium.

luargol (*lū-ar'-gol*). A proposed remedy for syphilis; it is also known as "102," and as "Danysz 102."

luatol (*lū'-at-ol*). An aqueous glucose solution (10%) of sodium and potassium tartrobismuthate, containing 40% of bismuth; used in syphilis.

Lubarsch's crystals (*loo'-barsh*) [Otto *Lubarsch*, German pathologist, 1860–]. Minute crystals found postmortem in the epithelial cells of the testis and regarded as distinct from Boettcher's and Charcot's crystals.

lubraseptic (*lū-brah-sep'-tik*). A disinfectant containing chondrus, boric acid, and formaldehyde.

lubricant (*lū-brik-ant*) [*lubricare*, to make smooth]. Making smooth, oily, or slippery.

lubrication (*lū-brik-a'-shun*) [*lubricare*, to make smooth]. The process of making smooth or slippery by the application of a lubricant.

lubrichondrin (*lū-brik-on'-drin*) A lubricant said to consist of *Chondrus crispus*, oil of eucalyptus, and formaldehyde. It is used in surgery.

lubricity (*lū-bris'-it-e*) [*lubricare*, to make slippery]. A synonym of lasciviousness.

lubricous (*lū'-brik-us*) [*lubricus*, *lubricare*, to make smooth]. Smooth, slippery.

Luc operation. See *Caldwell-Luc operation*.

Luca's horizontal plane. One passing through the axis of the zygomatic arches.

Lucas' sign (*loo'-kas*) [Richard Clement *Lucas*, English surgeon, 1846–1915]. Distention of the abdomen an early sign of rickets.

Lucas-Championnière's antiseptic powder (*loo-kah-shom-pe-on-e-ār'*) [Just Marie Marcellin *Lucas-Championnière*, French physician, 1843–1913]. Equal parts of magnesium carbonate, iodoform, powdered benzoin, and powdered gray cinchona.

L.-C.'s disease. Chronic pseudomembranous bronchitis.

lucent (*lū'-sent*) [*lucere*, to shine]. Bright, shining.

lucid (*lū'-sid*) [*lucidus*, clear]. Clear; shining; not obscure. **l. interval**, the transitory return of the normal mental faculties in insane or delirious conditions.

lucidification (*lū-sid-if-ik-a'-shun*) [*lucid; facere*, to make]. A clearing-up, especially a clearing-up of the protoplasm of cells

lucidity (*lū-sid'-it-e*) [*lucidus*, clear]. Clearness; lucid interval.

lucidum (*lū'-sid-um*) [*lucidus*, clear]. Clear. **l., septum.** See *septum*.

luciferin (*lū-sif'-er-in*) [*lux, lucis*, light; *ferre*, to bear]. A crystalline body obtained from the light-producing organs of certain animals.

lucifer-match disease or **l.-match maker's disease.** Necrosis of the jaw due to phosphorus-poisoning.

luciform (*lū'-sif-orm*) [*lux*, light; *forma*, form]. Resembling light.

lucifugal (*lū-sif'-ū-gal*) [*lux*, light; *fugere*, to flee]. Fleeing from or avoiding light.

Lucke's operation (*loo'-keh*). Excision of the infraorbital nerve by the pterygomaxillary route.

lucomania (*lū-ko-ma'-ne-ah*) [λύκος, wolf; μανία, mania]. Same as *lycanthropy, q. v.*

lucotherapy (*lū-ko-ther'-ap-e*) [*lux*, light; *therapy*]. Therapeutic use of light-rays.

luctic (*luk'-tik*) [*luctus*, sorrow]. Sorrowful, giving evidence of suffering.

Ludloff's sign (*lood'-lof*) [Karl *Ludloff*, German surgeon, 1864–]. Swelling and ecchymosis in the groin when the epiphysis of the small trochanter of the femur is separated.

Ludovic's angle (*lood'-ov-ik*). See *Louis, angle*.

Ludovici angulus. See *Ludovic's angle*.

Ludwig's angina (*lood'-vig*) [Wilhelm Friedrich von *Ludwig*, German surgeon, 1790–1865]. Phlegmonous cellulitis of the neck. Syn., *angina Ludovici*.

Ludwig's angle (*lood'-vig*) [Daniel *Ludwig*, German anatomist, 1625–1680] *Louis's angle, q. v.*

Ludwig's ganglion (*lood'-vig*) [Karl Friedrich Wilhelm *Ludwig*, German physiologist 1816–1895]. A collection of nerve-cells in the wall of the right auricle. **L.'s labyrinth**, the convoluted tube in the renal cortex.

ludyl (*loo'-dil*). An arsenical compound, said to be of benefit in syphilis.

Luecke's reaction for hippuric acid (*le'-keh*) [Georg Albert *Luecke*, German surgeon, 1829–1894]. Add to the substance nitric acid at boiling temperature, and evaporate to dryness; an odor of nitrobenzol is produced on heating the residue.

Luer syringe (*lū'-er*). A glass syringe, with piston also made of glass, for hypodermic and intravenous use.

lues (*lū'-es*) [L.]. Formerly a pestilential disease; at present used as a euphemism for syphilis. **l. venerea**, syphilis.

luesan (*lū'-es-an*). An organic compound of mercury and glidine, said to be useful in syphilis.

luetic (*lū-et'-ik*) [*lues*]. Affected with or relating to lues; syphilitic. **l. serum.** See *serum*.

luetin (*lū'-et-in*) [*lues*]. An extract of the killed cultures of several strains of the *Treponema pallidum* used in the Noguchi reaction for syphilis. **l.-reaction.** See *Noguchi reaction*

Luffa (*luf'-ah*) [Arab] A genus of cucurbitaceous plants. **L. acutangula**, the strainer vine, of India, having an edible fruit, a purgative and emetic root, and oil-bearing seeds **L. amara** has similar uses. **L. cylindrica**, the "wash-rag," "towel gourd," or "vegetable sponge," bears a fruit which when dry contains a sponge-like network of fibers **L. echinata**, the irritant poisonous fruit, is used in cholera and for colic. **L. purgans**, of S. America, affords a strongly purgative resin.

Lugol's caustic (*loo'-gol*) [J. G. A. *Lugol*, French physician, 1786–1851]. A solution of iodine and potassium iodide, of each, one part, in water two parts. **L.'s solution**, a solution containing iodine 5, potassium iodide 10, distilled water to 100; dose 3–6 ♏ (0.2–0.4 Cc.).

lukewarm. Tepid; about the temperature of the body

lumalgin (*loo-mal'-jin*). Trade name of an analgesic and hypnotic.

lumbago (*lum-ba'-go*) [*lumbus*]. Pain in the loins.

lumbar (*lum'-bar*) [*lumbus*]. Pertaining to the loins. **l. colotomy**, colotomy performed in the lumbar region. **l. puncture.** See *puncture, lumbar*. **l. region.** See under *abdomen*. **l. vertebra.** See *vertebra, lumbar*.

lumbarization (*lum-bar-i-za'-shun*). Condition in which the last lumbar vertebra and first sacral vertebra are coalesced.

lumben (*lum'-ben*) [*lumbus*, the loin]. Belonging to the loin in itself.

lumbifragium (*lum-bif-ra'-je-um*) [*lumbus*, loin; *frangere*, to break]. Lumbar hernia.

lumbiplex (*lum'-be-pleks*). The lumbar plexus.

lumbo- (*lum-bo-*) [*lumbar*]. A prefix meaning relating to the loins.

lumboabdominal (*lum-bo-ab-dom'-in-al*) [*lumbo-; abdomen*]. Pertaining to the loin and the abdomen

lumbocolostomy (*lum-bo-ko-los'-to-me*). Colostomy after lumbar incision.

lumbocolotomy (*lum-bo-ko-lot'-o-me*) [*lumbo-; κόλον*, colon; *τομή*, a cutting]. Incision of the colon through the loins.

lumbocostal (*lum-bo-kos'-tal*) [*lumbo-; costa*, a rib]. Pertaining to the loins and ribs.

lumbodorsal (*lum-bo-dor'-sal*) [*lumbo-; dorsum*, back] Pertaining to the lumber and dorsal regions.

lumbodynia (*lum-bo-din'-e-ah*) [*lumbo-; ὀδύνη*, pain]. Same as lumbago.

lumboiliac (*lum-bo-il'-e-ak*) [*lumbo-; iliac*]. Pertaining to the lumbar and iliac regions.

lumboinguinal (*lum-bo-in'-gwin-al*) [*lumbo-; inguen*, groin]. Pertaining to the lumbar and inguinal regions

lumboovarian (*lum-bo-o-vār'-e-an*). Pertaining to the lumbar region and also to the ovary.

lumbosacral (*lum-bo-sa'-kral*) [*lumbo-; sacrum*] Pertaining to the lumbar vertebræ and to the sacrum.

lumbrical (*lum'-brik-al*). Relating to or resembling a worm of the genus *Lumbricus*.

Lumbricales (*lum-brik-a'-lēz*). A genus of intestinal worms.

lumbricales (*lum-brik-a'-lēz*). See under *muscle*.

lumbricide (*lum'-bris-īd*) [*lumbricus*, earth-worm; *cædere*, to kill]. A drug fatal to lumbricoid worms.

lumbriciform (*lum-bris'-if-orm*). See *lumbricoid*.

lumbricoid (*lum'-brik-oid*) [*lumbricus; οἶδος*, likeness]. Pertaining to or resembling a lumbricus.

lumbricosis (*lum-brik-o'-sis*). The condition of being infected with lumbricoids.

Lumbricus (*lum'-brik-us*) [L.]. A genus of worms, including the common earthworm and certain intestinal worms. The latter are now termed *Ascarides*.

lumbus [L.]. The loin.

lumen (*lū'-men*) [L., "light;" pl., *lumina*]. The space inside of a tube, *e. g.*, the lumen of a thermometer, blood-vessel, etc.

lumina (*lū'-min-ah*). Plural of lumen, *q. v.*

luminal (*lū'-min-al*). 1. Pertaining to the lumen of a blood-vessel or other tubular structure. 2. Trade name for a hypnotic said to consist of phenylethylbarbituric acid.

luminiferous (*lū-min-if'-er-us*) [*lumen; ferre*, to bear]. Conveying or bearing light.

luminosity (*lū-min-os'-it-e*) [*luminosus*, full of light]. The property of emitting light.

lump. 1 A small mass; a protuberant part. 2. A dull person. 3. In the plural, a popular term for strumous enlargement of the cervical glands.

lumpy-jaw. See *actinomycosis*.

lunacy (*lū'-nas-e*) [*luna*, the moon]. Insanity, from the superstitious belief that it was influenced by the moon.

lunar (*lū'-nar*) [*luna*]. Pertaining to the moon or to silver (*luna* of the alchemists). **l. caustic**, silver nitrate.

lunare, or os lunare (*lū-na'-re*) [*luna*, moon]. The semilunar bone of the carpus.

lunaria (*lū-na'-re-ah*) [*lunaris*, pertaining to the moon]. Menstruation.

lunate bone (*lū'-nat*). Semilunar bone, os lunatum.

lunatic (*lū'-nat-ik*) [see *lunacy*]. 1. Pertaining to or affected with insanity. 2. An insane person.

Lund's oil (*loond*). A lubricant made of phenol 1, castor oil 4, and almond oil 20 parts; used as a lubricant for catheters.

Lundvall's blood crisis (*loond'-vahl*) [Halvar *Lundvall*, Swedish neurologist]. In dementia præcox, a change from leucopenia to leucocytosis denotes improvement; and a change from leucocytosis to leucopenia denotes regression.

lunella (*lū-nel'-ah*) [dim. of *luna*, moon]. Same as *hypopyon*.

lunet, lunette (*loo-net'*) [Fr.]. A spectacle lens.

lung [AS., *lungen*]. The organ of respiration, in which the impure venous blood is oxidized by the air drawn through the trachea and bronchi into the air-vesicles. There are two lungs, a right and a left, the former consisting of three, the latter of two, lobes. The lungs are situated in the thoracic cavity, and are enveloped by the pleura. At the root or hilum the bronchus and its arteries and the pulmonary artery and nerves enter, and the pulmonary and bronchial veins and lymphatics leave. The lung proper consists of minute air-vesicles held in place by connective-tissue trabeculæ Capillaries traverse the walls of the air-vesicles and bring the circulating blood in close proximity to the air. The average weight of the adult right lung is 22 ounces; that of the left 20 ounces. **l.-capacity**, breathing capacity. **l., cardiac**, proliferation of the connective tissue of a lung, producing thickening of the alveolar walls and finally obliteration of their cavity, due to organic lesions in certain heart diseases. **l., carnified**, a lung from which the blood and air have been driven out by effusion, causing it to present a slaty-gray color. **l.-fever**, croupous pneumonia. **l., honey comb**, a lung with numerous small cavities containing pus. **l., saccular**, a condition of the lung marked by globular pouches at the periphery or through the whole or greater part of the lobe **l.-stone**, a calcification of lung-tissue.

lungmotor (*lung'-mo-tor*). An apparatus for pumping air or air and oxygen into the lungs.

lungwort (*lung'-wert*). See *verbascum*

luniferous (*lū-nif'-er-us*) [*luna; ferre*, to bear]. Crescent-shaped.

luniform (*lū-ne-form*) [*luna; forma*, form] Same as *luniferous*.

lunula (*lu'-nū-lah*) [dim. of *luna*, moon] 1. The white semilunar area of a nail near the root 2. A structure resembling the lunula of a nail. **l. of the cardiac valves**, the delicate edges of the leaflets of the semilunar valves. **l. of Gianuzzi.** See *Gianuzzi, crescents of* **l. lacrymalis**, a small crest of bone separating the antrum of Highmore from the lacrymal groove. **l. scapulæ.** See *notch, suprascapular*.

lupanine (*lu'-pan-ēn*), $C_{15}H_{24}N_2O$ A bitter liquid alkaloid from the seeds of *Lupinus reticulatus*.

luperine (*lu'-per-ēn*). A remedy for dipsomania said to be a mixture of powdered gentian, calumba, and quassia.

lupetazin (*lu-pet'-az-in*), $HN(CH_2CH.CH_3)_2NH$. A white, crystalline powder similar to piperazin in action, application, and dosage. **l. tartrate**, lycetol.

lupia (*lu'-pe-ah*) [*lupus*]. A name given to several kinds of malignant tumor, phagedenic ulcer, and fungoid growth.

lupiform (*lu'-pe-form*) [*lupus; forma*, form]. Resembling lupus.

lupigenin (*lu-pij'-en-in*) [*lupus*, a wolf], $C_{17}H_{12}O_6$. A substance resulting from the decomposition of lupiin by acids.

lupiin (*lu'-pe-in*) [*lupus*, a wolf], $C_{28}H_{32}O_{16} + 7H_2O$. A bitter principle found in germinating lupine seeds.

lupine (*lu'-pēn*) [*lupus*]. A plant of the genus *Lupinus*. *Lupinus albus* and other species contain a bitter glucoside, *lupinin* ($C_{19}H_{32}O_{10}$), while from *L. luteus* an alkaloid, *argenine* ($C_6H_{14}N_4O_2$), is obtained. The bruised seeds of *L. albus* have been used as an external application to ulcers.

lupinidine (*lu-pin'-id-ēn*) [*lupine*], $C_8H_{15}N$. A liquid alkaloid obtained from *Lupinus luteus*.

lupinine (*lu'-pin-ēn*). An alkaloid from *Lupinus luteus*.

lupinosis (*lu-pin-o'-sis*). See *lathyrism*.

lupinotoxin (*lu-pin-o-toks'-in*) [*lupinus*, lupine; τοξικόν, poison]. A resinoid derived from certain poisonous species of lupine, and said to be capable of producing the symptoms of lupinosis.

lupinus (*lu-pi'-nus*). See *lupine*.

lupoid (*lu'-poid*). Having the nature of lupus. **l. sycosis.** See *ulerythema sycosiforme*. See *lupiform*

lupoma (*lu-po'-mah*). The primary nodule of lupus.

lupomania (*lu-po-ma'-ne-ah*) [*lupus*, wolf; μανία, madness]. Rabies.

lupotome (*lu'-po-tōm*) [*lupus*, wolf; τομή, a cutting]. A cutting or scarifying instrument sometimes used in the treatment of lupus.

lupous (*lu'-pus*) [*lupus*, wolf]. Affected with or pertaining to lupus.

lupulin, lupulinum (*lu'-pū-lin, lu-pū-li'-num*) [*lupulus*, hop]. The *lupulinum* of the U. S. P. is the glandular powder obtained from the strobiles of *Humulus lupulus*. It is antispasmodic and sedative, and is used in sexual excitement, delirium tremens, renal and vesical irritation, and spermatorrhea. Dose 5–15 gr. (0.32–1.0 Gm.). **l., extract of** (*extractum lupulini*, B. P.). Dose 5–10 gr. (0.32–0.65 Gm.). **l., fluidextract of** (*fluidextractum lupulini*, U. S. P.). Dose 8 min. (0.5 Cc.). **l., infusion of** (*infusum lupulini*, B. P.). Dose 1–2 oz. (32–64 Cc.). **l., oleoresin of** (*oleoresina lupulini*, U. S. P.). Dose 3 gr. (0.2 Gm)

lupulus (*lu'-pū-lus*). See *humulus*

lupus (*lu'-pus*) [L., "a wolf"]. A chronic tuberculous disease of the skin and mucous membranes, characterized by the formation of nodules of granulation tissue. It passes through a number of phases, and terminates by ulceration or atrophy, with scarformation. The cause of the disease is the tubercle bacillus. Syn., *lupus exedens; lupus vulgaris*. **l., disseminated follicular,** a variety of lupus confined to the face, especially in the situations usually occupied by acne. The papules are from a large pinhead to a pea in size, conical and deep red. **l. erythematosus,** a form not due to the tubercle bacillus. It occurs, as a rule, in multiple patches, with a tendency to symmetrical arrangement, chiefly about the face and head, occasionally on the extremities, and rarely on the trunk. The patches are sharply defined at the border, flat, very slightly raised, and with a tendency to the formation of crusts. The color is bright-red, and there are no nodules. It is most common in women of adult or middle age. Syn., *Casenave's lupus; lupus erythematodes*. **l. erythematosus sebaceus,** a form with special involvement of the sebaceous glands. **l. exedens.** Synonym of *lupus*. **l. hypertrophicus,** that variety of lupus in which new connective-tissue formation predominates over the destructive process, and markedly raised. thick patches result. **l. maculosus,** a variety of lupus characterized by the eruption of very soft, smooth, brownish-red, semitranslucent miliary nodules that develop in the connective tissue of otherwise healthy skin without subjective sensations. **l. nonexedens,** lupus without ulceration. **l. serpiginosus,** that which spreads peripherally while cicatrizing centrally. **l. tumidus,** a form with edematous infiltration. **l. vegetans, l. verrucosus,** the formation in the lupus process of a warty-looking patch liable to become inflamed. **l. vulgaris,** lupus.

lupuscarcinoma (*lu-pus-kar-sin-o'-mah*). A carcinoma developing from lupus.

lura (*lū'-rah*) [L., the mouth of a bag]. The contracted orifice of the infundibulum after removal of the hypophysis.

lural (*lū'-ral*). Relating to the lura.

luridity (*lū-rid'-it-e*) [*luridus; luror*, yellow color]. A pale-yellow color met with in certain cachectic conditions; also in atrophied paralyzed limbs.

Luschka's bursa (*loosh'-keh*) [Herbert von *Luschka*, German anatomist, 1820–1875]. A crypt, larger and more clearly defined than the neighboring crypts, frequently located in the lower part of the pharyngeal tonsil, and regarded as a vestige of the communication existing during early fetal life between the pharynx and the hypophysis. **L.'s cartilage,** an inconstant, small, cartilaginous nodule, inclosed in the front part of the true vocal cord. **L.'s fold,** ileocolic fold; a semilunar fold of the peritoneum which is attached to the anterior layer of the mesentery, the anterior aspect of the ascending colon, and the cecum as far as the vermiform appendix. **L.'s foramina,** two small openings in the lateral recesses of the pia covering the fourth ventricle; they transmit the choroid plexus. **L.'s fossa,** a narrow fossa bounded by the ileocolic fold in front, and by the enteric mesentery, the ileum, and a small portion of the upper and inner walls of the cecum behind. Syn., *ileocolic fossa*. **L.'s gland.** 1. The pharyngeal tonsil. 2. The coccygeal gland. 3. The carotid gland; the intercarotid gland, a minute body of glandular structure and unknown function, situated at the bifurcation of the common carotid artery. **L.'s line,** an imaginary line extending from the middle of the internal palpebral ligament to the space between the first and second molars, and indicating the course of the lacrimal sac and nasal duct. **L.'s subpharyngeal cartilage,** a small body of hyaline cartilage situated in the areolar tissue of the lower part of the faucial tonsil. It represents a vestige of the third postoral arch of the embryo and is occasionally the seat of morbid growths. **L.'s tonsil,** the adenoid tissue normally existing between the orifices of the Eustachian tubes, analogous in structure to the lymphoid constituents of the tonsil.

luscitas (*lus'-it-as*) [*luscus*, one-eyed]. 1. The state of being blind in one eye. 2. Strabismus, especially when caused by paralysis or rheumatism.

lusis (*lu'-sis*) [λοῦσις, a washing]. A washing.

Lusk's contraction ring [William Thompson *Lusk*, American obstetrician, 1838–1897]. Same as *Bandl's ring, q. v.*

lust. Carnal desire; sexual appetite; concupiscence.

Lustgarten's bacillus (*loost'-gar-ten*) [Sigmund *Lustgarten*, Austrian dermatologist, 1857–1911]. A bacillus resembling the smegma bacillus, once thought to be the cause of syphilis.

Lustig's plague serum (*loos'-tig*) [Alessandro *Lustig*, Italian pathologist]. An antitoxic and bactericidal serum obtained by immunizing horses with injections of plague bacilli and collecting the serum from their blood.

lustramentum (*lus-tram-en'-tum*) [*lustrare*, to purify]. A purge.

lusus naturæ (*lu'-sus na-tū'-re*) [*lusus*, a play; *natura*, nature]. A freak of nature.

lutarious (*lu-ta'-re-us*) [*lutum*, mud]. Relating to, like, or living in mud.

lutation (*lu-ta'-shun*) [*lutum*, mud]. The hermetic sealing of a vessel

Lutaud's lotion (*loo'-to*). A lotion for pruritus of the vulva. It consists of eucalyptus oil, 10 parts; cocaine hydrochloride, 1 part; chloral hydrate, 10 parts; distilled water, 500 parts.

lute (*loot*) [*lutum*, mud]. A pasty substance which hardens when dry, used to make joints waterproof in pharmaceutical apparatus.

lutecium, or **lutetium** (*loo-te'-shum*). A new chemical element, discovered in 1907; symbol Lu, atomic weight 174.

lutein (*lu'-te-in*) [*luteus*, yellow]. 1. A yellow pigment obtained from the corpora lutea by extractior with chloroform. 2. An internal secretion of the ovary.

luteoma (*lu-te-o'-mah*). A tumor developing from the corpus luteum.

lutidin (*lu'-tid-in*), C_7H_9N. A toxic liquid distilled from bituminous shale. **l., beta-**, C_7H_9N, a toxic, colorless liquid obtained by distillation of cinchonine with potassium hydroxide. It is narcotic and antispasmodic, and recommended as an antidote to strychnine.

lutin (*loo'-tin*). See *progestin*.

lutrexanthema (*lu-treks-an'-the-mah*) [λουτρόν, a bath; *exanthema*]. An eruption due to bathing.

Luttke's test for free hydrochloric acid in gastric juice (*loot'-keh*) The quantitative determination successively of the total chlorine, the chlorine of the fixed chlorides, and that of the free and combined hydrochloric acid.

luxatio erecta. A dislocation of the shoulder-joint in which the head of the humerus is in the axilla and the shaft is directed upward against the head of the patient. **l., imperfecta**, incomplete dislocation, sprain.

luxation (*luks-a'-shun*). See *dislocation*.

luxus (*luks'-us*) [L.]. Excess. **l. breathing**, excessively deep and forcible inspiration. **l.-consumption**, a term applied to the metabolism of certain surplus protein material, which, though inside the body, does not form a component part of any of its tissues, but constitutes a kind of reservoir of force upon which the organism may draw. **l., heart**, cardiac dilatation with hypertrophy of the left ventricle.

Luys' body, L.'s nucleus (*lēs*) [Jules Bernard *Luys*, French physician, 1828–1897]. An almond-shaped mass of gray matter with pigmented ganglion-cells in the subthalamic region.

Luys separator (*lēs*) [Georges *Luys*, French physician]. An apparatus consisting of a diaphragm attached to a sound by means of which the bladder is divided into two parts, thus allowing the urine from each ureter to be collected separately.

lycanthrope (*li'-kan-thrōp*) [λύκος, wolf; ἄνθρωπος, man]. A person affected with lycanthropy.

lycanthropic (*li-kan-throp'-ik*) [λύκος, wolf; ἄνθρωπος, man]. Pertaining to or affected with lycanthropy.

lycanthropy (*li-kan'-thro-pe*) [λύκος, a wolf; ἄνθρωπος, man]. A form of mania in which the patient imagines himself a wild beast.

lycetal, lycetol (*lis'-et-al, -ol*), $C_6H_{14}N_2C_4H_6O_6$. A derivative of dimethylpiperazin combined with tartaric acid. It is used in gout. Dose 15–45 gr. (0.97–2.9 Gm.) well diluted in carbonated water.

Lychnis (*lik'-nis*) [λυχνίς, the lampflower]. A genus of plants of the order *Caryophyllaceæ*. *L. githago*, corn-cockle, is a species of Europe naturalized here. The seeds are diuretic, expectorant, and anthelmintic.

lyciform (*lis'-e-form*). See *lycoform*.

lycine (*li'-sin*). Same as *betaine, q. v.*

lycoctonine (*lik-ok'-ton-ēn*). An alkaloid extracted from *Aconitum lycoctonum*. It is crystallizable, very soluble in alcohol, and but slightly so in ether or water.

lycodes (*li-ko'-dēz*) [λύκος, wolf]. A chronic form of tonsillitis. See *lycoides*.

lycoform (*li'-ko-form*). A proprietary combination of alcoholic potash soap solution and formaldehyde.

lycoid (*li'-koid*) [λύκος, wolf; εἶδος, like]. Resembling a wolf.

lycomania (*li-ko-ma'-ne-ah*). See *lycanthropy*.

Lycoperdon (*li-ko-per'-don*) [λύκος, wolf, πέρδεσθαι, to break wind]. A genus of fungi. *L. bovista*, the fist-ball, puffball, or devil's snuff-box, has been used as a styptic, and is now employed to some extent in nervous diseases.

lycopin (*li'-ko-pin*) [λύκος, wolf; πούς, foot]. A precipitate from a tincture of *Lycopus virginicus*, an astringent, styptic, sedative, and tonic. Dose from 1 to 4 grains.

lycopodium (*li-ko-po'-de-um*) [λύκος, wolf; πούς, foot]. The spores of *L. clavatum* and other varieties, official in the U. S. P., and occurring in the form of a light, fine, yellowish powder. It is used as a desiccant and absorbent on moist and excoriated surfaces, and as an inert powder in which to embed pills to prevent their adhering to one another. Syn., *club-moss; witch-meal; wolf's-claw*

lycopus (*li'-ko-pus*) [λυκός, wolf, πούς, foot]. Bugle weed, the *Lycopus virginicus;* it is an astringent and hemostatic.

lycorexia, lycorrhexy (*li-kor-eks'-e-ah, li'-kor-eks-e*) [λύκος, wolf; ὄρεξις, appetite]. A wolfish or canine appetite; bulimia.

lycostoma (*li-kos'-to-mah*) [λύκος, wolf; στόμα, mouth]. Cleft palate.

lycresol (*li'-kre-sol*). A soap solution containing crude cresol.

lycryl (*li'-kril*). Trade name of an antiseptic containing 50% of cresols.

lye (*lī*) [AS., *leáh*]. An alkaline solution obtained by leaching wood ashes.

lyencephalous (*li-en-sef'-al-us*) [λύειν, to loosen; ἐγκέφαλος, brain]. Having cerebral hemispheres that are loosely united.

lygismus (*li-jis'-mus*) [λυγισμός, a bending]. A melodious, flexible voice; also, dislocation.

lygophilia (*li-go-fil'-e-ah*) [λύγη, darkness; φίλια love]. A mania for dark places.

lygosine (*li'-go-sēn*). A salt said to be sodium diorthocumolketone; used as an antiseptic douche and lotion.

lying-in. 1. Being in confinement. 2. The puerperal state.

lyma (*li'-mah*) [λῦμα, washings: *pl.*, *lymata*]. 1. Filth, or sordes, 2. Lochia.

lymph (*limf*) [*lympha*, water]. 1. The fluid in the lymphatic vessels, the product of the filtration of the liquid portion of the blood through the walls of the capillaries. 2. The coagulable exudate on an inflamed surface. 3. The liquid material used for vaccination; vaccine-lymph. **l., animal,** vaccine-lymph obtained from an animal. **l.-cell, l.-corpuscle,** a leukocyte occurring in the lymph. **l.-channel.** See *l.-space*. **l., fibrinous,** transparent lymph that coagulates spontaneously. It contains a large amount of fibrin and few corpuscles. **l.-follicles,** small collections of lymphadenoid tissue occurring in mucous membranes. **l.-hearts,** certain organs found in the frog and in some fishes, which are to the lymph-stream what the blood-heart is to the blood-stream. **l., humanized,** vaccine from a human being. **l., inflammatory,** that thrown out as a product of inflammation in wounds, etc. **l., Koch's,** tuberculin. **l. node.** See *lymphatic* under *gland*. **l., plastic,** fibrinous lymph; that forming embryonic tissue. **l. reservoir,** the receptaculum chyli. **l.-scrotum,** an enlarged scrotum due to distention of the lymphatic vessels and hyperplasia of the tissues **l.-sinus, l.-spaces,** the lacunæ occurring in connective tissue and containing lymph. **l., vaccine-.** See *vaccine-lymph*.

lymphaden (*lim-fa'-den*). Any lymphatic gland.

lymphadenectasis (*lim-fad-en-ek'-tas-is*) [*lymph; ἀδήν*, gland; ἔκτασις, distention]. Dilatation of the sinuses of a lymph-gland

lymphadenectomy (*lim-fad-en-ek'-to-me*) [*lymphaden; ἐκτόμη*, excision]. Excision of a lymphatic gland.

lymphadenhypertrophy (*lim-fad-en-hi-per'-tro-fe*) [*lymph; ἀδήν*, gland; *hypertrophy*]. Hypertrophy of the lymphatic glands.

lymphadenia (*lim-fad-e'-ne-ah*) [*lympha*, lymph; *ἀδήν*, gland]. A general hyperplasia of the lymphatic tissue with or without leukocytosis.

lymphadenism (*lim-fad'-en-izm*) [*lympha*, lymph; *ἀδήν*, gland]. The general condition of disease that accompanies lymphadenoma.

lymphadenitis (*lim-fad-en-i'-tis*) [*lymph; ἀδήν*, gland; *ιτις*, inflammation]. Inflammation of a lymphatic gland. **l. calculosa,** that combined with calcareous degeneration. **l., scrofulous,** the small-celled caseous or suppurative hyperplasia of the lymph-glands. **l., tuberculous,** the formation of tubercles in the lymph-glands.

lymphadenoid (*lim-fad'-en-oid*) [*lymph; adenoid*]. Resembling, or of the nature of, a lymphatic gland or lymphatic tissue.

lymphadenoma (*lim-fad-en-o'-mah*) [*lymph; adenoma*] Hyperplasia of the lymphatic glands. See *Hodgkin's disease*.

lymphadenomatosis (*lim-fad-en-o-ma-to'-sis*). Lymphomatosis.

lymphadenosis (*lim-fad-en-o'-sis*) [*lympha*, lymph; *ἀδήν*, gland; *νόσος*, disease]. General lymphadenoma.

lymphæduct (*lim'-fe-dukt*). See *lympheduct*.

lymphæmia (*lim-fe'-me-ah*). See *lymphemia*.

lymphagogue (*lim'-fag-og*) [*lymph; ἀγωγός*, leading]. 1. Stimulating the flow of lymph. 2. An agent that stimulates the flow of lymph.

lymphangeitis (*lim-fan-je-i'-tis*). See *lymphangitis*.

lymphangial (*lim-fan'-je-al*). Pertaining to a lymphatic vessel.

lymphangiectasis, lymphangiectasia (*lim-fan-je-ek'-tas-is, -ek-ta'-ze-ah*) [*lymph; ἀγγεῖον*, vessel; *ἔκτασις*, widening]. 1. Dilatation of the lymphatic vessels. 2. Elephantiasis.

lymphangiectodes (*lim-fan-je-ek-to'-dēz*). See *lymphangioma circumscriptum*.

lymphangienchysis (*lim-fan-je-en'-kis-is*) [*lympha*, lymph; *ἀγγεῖον*, vessel; *ἔγχυσις*, a pouring in]. Injection of the lymphatic vessels.

lymphangiitis (*lim-fan-je-i'-tis*). Lymphangitis.

lymphangioendothelioma (*lim-fan-je-o-en-do-the-le-o'-mah*). An endothelioma originating in lymph-vessels.

lymphangiofibroma (*lim-fan-je-o-fi-bro'-mah*). Lymphangioma combined with fibroma.

lymphangiography (*lim-fan-je-og'-ra-fe*) [*lympha*, water; *ἀγγεῖον*, vessel; *γράφειν*, to write]. A description of the lymphatics.

lymphangiology (*lim-fan-je-ol'-o-je*) [*lymph; ἀγγεῖον*, vessel; *λόγος*, science]. The anatomy, physiology, and pathology of the lymphatics.

lymphangioma (*lim-fan-je-o'-mah*) [*lymph; angioma; pl. lymphangiomata*]. A dilated or varicose condition or tumor of the lymphatic vessels. **l. capillare varicosum.** Synonym of *l. circumscriptum*. **l. cavernosum.** Synonym of *l. circumscriptum*. **l. circumscriptum,** lymphangiectodes; lupus lymphaticus, a very rare disease of the skin occurring in early life. It is marked by the formation of straw-yellow vesicles, deeply situated in the skin, with thick and tense walls, and connected with the lymphatics. Its cause is unknown **l. tuberosum multiplex,** a very rare disease of the skin, probably congenital, characterized by the formation of large, brownish-red papules or tubercles, the size of lentils, not arranged in groups or clusters, but scattered indiscriminately over the trunk.

lymphangiomyoma (*lim-fan-je-o-mi-o'-mah*). See *myoma*.

lymphangion (*lim-fan'-je-on*) [*lymph; ἀγγεῖον*, vessel]. A lymphatic vessel.

lymphangiophlebitis (*lim-fan-je-o-fleb-i'-tis*) [*lymph; ἀγγεῖον*, vessel; *phlebitis*]. Inflammation of the lymphatic vessels and veins.

lymphangioplasty (*lim-fan-je-o-plas'-te*) [*lymph; ἀγγεῖον*, vessel; *πλάσσειν*, to form]. Operative formation of artificial lymphatics by means of silk threads.

lymphangiopyra (*lim-fan-je-op'-ir-ah*) [*lympha*, lymph, *ἀγγεῖον*, vessel; *πῦρ*, fire]. Fever due to or accompanying a disease of the lymphatics.

lymphangiosarcoma (*lim-fan-je-o-sar-ko'-mah*). Lymphangioma attended with sarcoma.

lymphangioscopy (*lim-fan-je-os'-ko-pe*) [*lympha*, lymph; *ἀγγεῖον*, vessel; *σκοπεῖν*, to inspect]. Inspection or observation of the lymphatics.

lymphangiotomy (*lim-fan-je-ot'-o-me*) [*lympha*, lymph; *ἀγγεῖον*, vessel; *τομή*, a cutting]. Dissection or anatomy of the lymphatics.

lymphangitis (*lim-fan-ji'-tis*) [*lymph; ἀγγεῖον*, vessel; *ιτις*, inflammation]. Inflammation of a lymphatic vessel.

lymphangoncus (*lim-fan-gon'-kus*) [*lympha*, lymph; *ἀγγεῖον*, vessel; *ὄγκος*, a tumor]. A firm swelling of the lymphatic vessels.

lymphapostema (*lim-fap-os-te'-mah*) [*lympha*, lymph; *ἀπόστημα*, abscess: *pl., lymphapostemata*]. A lymphatic abscess.

lymphatic (*lim-fat'-ik*) [*lymph*]. Pertaining to lymph; containing or characterized by lymph. **l. gland.** See *gland*. **l. leukemia,** leukemia of lymphatic origin. **l. system,** a system of vessels and glands accessory to the blood-vascular system, conveying lymph. It begins as innumerable capillaries in interspaces of tissues. These form plexuses studded with lymph-glands that act as filters and finally all those below the diaphragm unite in the recaptaculum chyli on the second lumbar vertebra. From this the thoracic duct leads upward to empty into the junction of the left subclavian and internal jugular veins. The lymph from the upper right half of the body and head enters the right lymphatic duct, which empties into the junction of the right internal jugular and subclavian veins. **l. vessel,** a tube for conveying lymph.

lymphaticosanguine (*lim-fat-ik-o-san'-gwin*) [*lympha*, lymph; *sanguis*, blood]. Both lymphatic and sanguine. See *temperament*.

lymphaticosplenic (*lim-fat-ik-o-splen'-ik*). Relating to the lymphatics and the spleen.

lymphaticostomy (*lim-fat-ik-os'-to-me*) [*lymphatic*; *στόμα*, mouth]. Making a permanent opening into the thoracic (or other lymphatic) duct.

lymphatics (*lim-fat'-iks*) [*lymph*]. The capillary tubes pervading the body, which convey lymph. See under *gland*.

lymphatism (*lim'-fat-izm*). The lymphatic temperament; scrofula. See *status lymphaticus*.

lymphatitis (*lim-fat-i'-tis*). See *lymphangitis*.

lymphatocele (*lim-fat'-o-sēl*) [*lympha*, lymph; *κήλη*, tumor]. A tumor composed of dilated lymph-vessels.

lymphatology (*lim-fat-ol'-o-je*). See *lymphology*.

lymphatolysis (*lim-fat-ol'-is-is*) [*lymph*; *λύσις*, solution]. Destruction of lymphatic tissue, vessels, or glands.

lymphatolytic (*lim-fat-o-lit'-ik*). Pertaining to lymphatolysis.

lymphectasia (*lim-fek-ta'-ze-ah*) [*lymph*; *ἔκτασις*, widening]. Dilatation of lymphatic vessels.

lymphedema (*lim-fe-de'-mah*) [*lymph*; *οἴδημα*, edema]. Serous edema.

lympheduct (*lim'-fe-dukt*) [*lympha*, lymph; *ducere*, to lead]. A lymphatic vessel or duct.

lymphemia (*lim-fe'-me-ah*) [*lymph*; *αἷμα*, blood]. Leukemia characterized by enlargement of the lymphatic glands.

lymphendothelioma (*lim-fen-do-the-le-o'-mah*). A newgrowth characterized by a soft myxomatous tissue containing cysts and tubules lined with flat, scale-like cells, resembling the endothelium of the lymphatics.

lymphenteritis (*lim-fen-ter-i'-tis*) [*lympha*, lymph; *ἔντερον*, bowels; *ιτις*, inflammation]. Inflammation of the bowels attended with serous infiltration. 2. Inflammation of the serous coat of the intestine; peritonitis.

lympherythrocyte (*lim-fer'-ith-ro-sīt*). An erythrocyte without hemoglobin.

lympheurysma (*lim-fū-ris'-mah*). See *lymphaneurysma*.

lymphexosmosis (*lim-feks-os-mo'-sis*). Exosmosis of lymph; passage of lymph outward, through the coats of the lymph-vessels.

lymphitis (*lim-fī'-tis*). See *lymphangitis*.

lymphization (*lim-fiz-a'-shun*). The formation of lymph.

lympho- (*lim-fo-*) [*lymph*]. A prefix meaning relating to lymph or to the lymphatic glands.

lymphoadenoma (*lim-fo-ad-en-o'-mah*). A uterine neoplasm involving the interstitial lymph-tissue and the glands.

lymphoblast (*lim'-fo-blast*) [*lympho-*; *βλαστός*, germ]. Any cell with a nutritive function.

lymphoblastoma (*lim-fo-blas-to'-mah*). A malignant lymphoma.

lymphoblastosis, acute benign (*lim-fo-blas-to'-sis*). Mononuclear leucocytosis.

lymphocele (*lim'-fo-sēl*) [*lympho-*; *κήλη*, tumor]. A tumor with an abnormal quantity of lymph.

lymphocerastism (*lim-fo-ser'-as-tizm*) [*lympho-*; *κεράστος*, mixed]. Formation of lymph cells.

lymphococcus (*lim fo-kok'-us*). A diplococcus occasionally found in elephantiasis.

lymphocyst (*lim'-fo-sist*). Lymphocele.

lymphocyte (*lim'-fo-sīt*) [*lympho-*; *κύτος*, a cell]. 1. A lymph-cell. 2. One of Ehrlich's classes of leukocytes; small cells with large nuclei and very little protoplasm. See *leukocyte*.

lymphocythemia (*lim-fo-si-the'-me-ah*) [*lymphocyte*; *αἷμα*, blood]. An excess of lymphocytes in the blood.

lymphocytoma (*lim-fo-si-to'-mah*) [*lymphocyte*; *ὄμα*, tumor] A tumor composed of cells of the type of lymphocytes.

lymphocytopenia (*lim-fo-si-to-pe'-ne-ah*) [*lymphocyte*; *πενία*, poverty] A decrease below the normal standard in the number of lymphocytes in the peripheral blood.

lymphocytosis (*lim-fo-si-to'-sis*). *Lymphocythemia*.

lymphocytotoxin (*lim-fo-si-to-toks'-in*) [*lymphocyte*; *τοξικόν*, poison] A bacterial product having specific action on the lymphocytes.

lymphodermia (*lim-fo-der'-me-ah*) [*lympho-*; *δέρμα*, skin] Affection of the skin lymphatics. **l. perniciosa,** leukemic enlargement of the glands.

lymphoduct (*lim'-fo-dukt*). See *lymphduct*.

lymphofluxion (*lim-fo-fluk'-shun*). The increased flow of lymph induced by certain stomachics.

lymphogenic (*lim-fo-jen'-ik*). Lymphogenous.

lymphogenous (*lim-foj'-en-us*) [*lympho-*; *γεννᾶν*, to beget] Producing lymph.

lymphoglandula (*lim-fo-glan'-dū-lah*). BNA term for a lymphatic gland.

lymphogonia (*lim-fo-go'-ne-ah*) [*lympho-*; *γόνος*, offspring]. Large lymphocytes having a relatively large nucleus deficient in chromatin, and a faintly basic nongranular protoplasm, observed in lymphatic leukemia.

lymphogranuloma (*lim-fo-gran-u-lo'-mah*) [*lympho-*; *granuloma*]. Hodgkin's disease.

lymphogranulomatosis (*lim-fo-gran-ū-lo-mah-to'-sis*) [*lympho-*; *granuloma*]. Hodgkin's disease. **l. cutis,** a specific autonomous venereal disease which typically involves the inguinal lymph glands in a subacute inflammation.

lymphography (*lim-fog'-ra-fe*) [*lympho-*; *γράφειν*, to write]. A description of the lymphatics.

lymphoid (*lim'-foid*) [*lympho-*; *εἶδος*, like]. 1. Having the appearance or character of lymph. 2. Adenoid.

lymphoidectomy (*lim-foyd-ek'-to-me*) [*lymphoid*; *ἐκτομή*, excision]. 1. Excision of lymphoid tissue or glands. 2. Tonsillectomy.

lymphoidocyte (*lim-foyd'-o-sīt*). Myeloblast.

lymphoidotoxemia (*lim-foyd-o-toks-e'-me-ah*). Lymphatism.

lympholeucocyte (*lim-fo-lu'-ko-sīt*). A lymphocyte.

lymphology (*lim-fol'-o-je*) [*lympho-*; *λόγος*, science]. The study of the lymphatic system.

lymphoma (*lim-fo'-mah*) [*lympho-*; *ὄμα*, tumor]. A tumor composed of lymphadenoid tissue. The term includes also hyperplasia of the tissues proper to lymphatic glands. **l., malignant.** Synonym of *Hodgkin's disease*.

lymphomatosis (*lim-fo-mat-o'-sis*) [*lymphoma*]. A condition characterized by general lymphatic engorgement. **l. diffusa**, Hodgkin's disease.

lymphomatous (*lim-fo'-mat-us*) [*lymphoma*]. Of the nature of, or affected with, lymphoma.

lymphomyeloma (*lim-fo-mi-el-o'-mah*). 1. A myeloma involving the lymphatic system. 2. A sarcoma containing small round-cells.

lymphomyxoma (*lim-fo-miks-o'-mah*) [*lympho-*; *myxoma*]. A new-growth, usually benign, consisting of adenoid tissue.

lymphoncus (*lim-fong'-kus*) [*lympho-*; ὄγκος, tumor]. A hard lymphatic swelling. **l. iridis.** See *iridauxesis*.

lymphopathy (*lim-fop'-ath-e*) [*lympho-*; πάθος, disease]. Any disorder of the lymphatic organs.

lymphopenia (*lim-fo-pe'-ne-ah*) [*lympho*; πενία, poverty]. A deficiency of lymphocytes in the circulating blood.

lymphopoiesis (*lim-fo-poy-e'-sis*). Formation of lymphocytes.

lymphorrhagia (*lim-for-a'-je-ah*) [*lympho-*; ῥηγνύναι, to burst forth]. A flow of lymph from a ruptured lymphatic vessel.

lymphorrhea (*lim-for-e'-ah*) [*lympho-*; ῥοία, a flow]. A discharge of lymph from a wound, internally or externally.

lymphosarcoma (*lim-fo-sar-ko'-mah*). A sarcoma having some of the structural elements of a lymphatic gland. **l. malignum multiplex.** Same as *lymphadenoma*

lymphosarcomatosis (*lim-fo-sar-ko-mat-o'-sis*) [*lympho-*; σάρκωμα, fleshy mass]. A condition or diathesis marked by the development of lymphosarcoma; also, the process of such development.

lymphosis (*lim-fo'-sis*) [*lympha*, lymph]. The elaboration of lymph.

lymphostasis (*lim-fos'-tas-is*) [*lympho-*; στάσις, a placing] Stasis or stoppage of the flow of lymph

lymphotaxis (*lim-fo-taks'-is*). The reaction of lymphocytes to a stimulus (either of repulsion or of attraction).

lymphotome (*lim'-fo-tōm*) [*lympho-*; τέμνειν, to cut]. An instrument, on the principle of the tonsillotome, with a flexible cutting-blade for removing adenoids.

lymphotomy (*lim-fot'-e-me*). See *lymphangiotomy*

lymphotorrhea (*lim-fot-or-e'-ah*) [*lympho-*; οὖς, ear; ῥοία, a flow]. A serous or watery discharge from the ear.

lymphotoxemia (*lim-fo-toks-e'-me-ah*). See *status lymphaticus*.

lymphotoxic (*lim-fo-toks'-ik*). Pertaining to or characteristic of a substance having toxic action on the lymphatic tissue.

lymphotoxin (*lim-fo-toks'-in*) [*lympho-*; τοξικόν, poison]. A cytotoxin having specific action on lymphatic tissue.

lymphotrophy (*lim-fot'-ro-fe*) [*lympho-*; τροφή, nourishment]. Nourishment of the cells by the lymph in regions of imperfect vascularization.

lymphous (*lim'-fus*). Relating to, containing, or consisting of lymph.

lymphuria (*lim-fū'-re-ah*) [*lympha*, lymph, οὖρον, urine]. A condition in which the urine spontaneously coagulates, but contains no fat, as it does in chyluria.

lynx (*links*) [λύγξ, a sobbing]. Hiccough; violent sobbing.

Lyon test (*lī'-on*) [B. B. Vincent *Lyon*, American physician]. The instillation of a strong solution of magnesium sulphate into the duodenum in the hope of inducing contraction of the gall bladder with the possibility of obtaining separate specimens of bile from the liver, the gall bladder and the common bile duct.

lypemania (*li-pe-ma'-ne-ah*) [λύπη, sadness; μανία, madness]. A form of dementia accompanied by profound mental depression and refusal to take food.

lyperophrenia (*li-per-o-fre'-ne-ah*) [λυπηρός, distressing; φρήν, mind]. Melancholia.

lypothymia (*li-po-thi'-me-ah*) [λύπη, sadness; θυμός, mind]. Melancholia; severe mental prostration from grief. This condition is not to be confounded with *leipothymia*. *q. v.*

lyptol (*lip'-tol*). An ointment said to consist of mercuric chloride, eucalyptus oil, formaldehyde, and benzoboric acid. It is used as a dressing for ulcers, cutaneous diseases, etc.

lyra (*li'-rah*) Certain longitudinal, transverse and oblique lines on the inferior surface of the fornix, the arrangement of which bears a fanciful resemblance to a lyre.

lysargin (*li-sar'-jin*). Colloidal silver, used as an antiseptic.

lysatin (*lis'-at-in*). $C_8H_{13}N_3O_2$. An alkaloid from casein.

lysatinin (*lis-at'-in-in*), $C_8H_{11}N_3O$ or $C_8H_{13}N_3O_2$. A mixture of equal molecules of arginin and lysin.

lysemia (*li-se'-me-ah*) [λύσις, solution; αἷμα, blood]. A dissolution of the blood, or a losing of the integral parts of it.

lysidine (*lis'-sid-ēn*), $C_4H_8N_2$. A base obtained from dry distillation of sodium acetate with ethylene diamine hydrochloride. It is recommended in cases of uric-acid diathesis. Dose 15–75 gr. (1–5 Gm.) of the crystals daily in a pint of cold water Syn., *ethylene-ethenyldiamine*; *methylglyoxalidin*.

lysimeter (*lis-sim'-et-er*) [λύσις, solution; μέτρον, measure]. An apparatus for determining the solubility of a substance.

lysin (*lis'-sin*) [λύειν, to loose]. 1. $C_6H_{14}N_2O_2$. A histon base discovered among the cleavage-products of casein and produced by the tryptic digestion of fibrin. 2. A cell-dissolving substance found in the blood-serum.

lysine (*lis'-sēn*). Diaminocaproic acid, a protein derivative.

lysinosis (*lis-in-o'-sis*) [λύσις, λύειν, to loose (a ravelling or shred); νόσος, a disease]. A disease of the lungs due to the inhalation of cotton-fibers.

lysis (*lis'-sis*) [see *lysin*]. 1. The gradual decline of a disease especially of a fever. 2. The action of a lysin.

lysochlor (*li'-so-klor*). Trade name of a disinfectant, said to be chlormetacresol.

lysoform (*lis'-so-form*). A combination of lysol and formaldehyde which is soluble in water and alcohol. It is used as an antiseptic in 1 to 3% solutions.

lysogen (*li'-so-jen*) [*lysin*; γεννᾶν, to produce]. A substance or body which produces a lysin.

lysogenic (*lis-so-jen'-ik*) [*lysis*; γεννᾶν, to produce]. Giving rise to lysins or producing lysis.

lysol (*lis'-sol*) [λύειν, to loose]. A proprietary brown liquid substance obtained by boiling tar-oils with alkalies and fats. It is used as an antiseptic in surgery, in lupus, gonorrhea, and as a gargle in sore throat.

lysosolveol (*lis-o-sol'-ve-ol*). A disinfectant said to be a mixture of potassium linoleate, cresols, and water.

lysozyme (*li'-so-zīm*) [λύσις, solution; ζύμη, ferment]. An antiseptic substance found in human and animal tears; also in leukocytes; nasal and other body secretions; white of egg, turnips; and in many other plants, and certain fish.

lyssa (*lis'-ah*) [λύσσα, madness]. A synonym of *hydrophobia* or *rabies*.

lyssic (*lis'-ik*) [λύσσα, madness]. Pertaining to rabies; due to rabies.

lyssin (*lis'-in*) [*lyssa*]. The specific virus of hydrophobia.

lyssodexis (*lis-o-deks'-is*) [λύσσα, madness; δάκνειν, to bite]. The bite of a rabid dog.

lyssoid (*lis'-oid*) [λύσσα, rabies; εἶδος, like]. Resembling rabies; resembling madness.

lyssophobia (*lis-o-fo'-be-ah*) [*lyssa*; φόβος, fear]. Morbid dread of rabies; pseudohydrophobia.

lysulfol (*li-sul'-fol*). Trade name of a compound of sulphur (10%) and lysol forming a black mass. It is used in skin diseases.

lyterian (*li-te'-re-an*). Indicative of a lysis, or of a favorable crisis, terminating an attack of disease.

lytic (*lit'-ik*) [*lysis*]. 1. Relating to a lysis or to a solution. 2. Relating to a lysin.

lytta (*lit'-ah*). Synonym of *hydrophobia*.

Lytta (*lit'-ah*). A genus of vesicant coleoptera established by Fabricius. **L. vesicatoria.** See *cantharides*. **L. vittata,** the potato-fly, containing 1% or more of cantharidin.

M. The abbreviation of *musculus*, *myopia*, *myopic*, *mille*, *misce* (mix), as a numeral it stands for 1000.

m. An abbreviation for *meter*, and *minim*.

m-. An abbreviation in chemistry for *meta-*.

μ. Greek equivalent of *m*. Abbreviation for micron.

M. A. Abbreviation for Master of Arts; also for meter angle.

ma. An abbreviation of milliampere.

Ma. Chemical symbol of Masurium.

M +Am. Abbreviation for compound myopic astigmatism.

mabi (*mor'-be*). A beverage, common in the West Indies, from leaves of the *Colubrina reclinata*.

Mac., Mc., M'. Will be found as if spelled Mac, and in strict alphabetical order.

mac. An abbreviation of *macera*, macerate.

macaco worm (*mah-kah'-ko wurm*) [from a Malagasy name]. The larva of a S. American fly, *Dermatobia noxialis*, which infests the skin of men and animals.

macaja, or macaya butter. The solid oil obtained from the fruit of the macaw-palm, *Acrocomia sclerocarpa*.

macalline (*mak-al'-ĕn*). An amorphous alkaloid without taste, from macallo-bark, sparingly soluble in amyl alcohol and in chloroform, insoluble in alcohol, ether, or water.

macaroni (*mak-ar-o-ne*) [Ital.]. 1. Slender tubes made of flour-paste; a favorite dish in Italy and also in the U. S. 2. An active purgative used in lead-colic. Antimony sulphide is one of the ingredients.

McArthur's method (*mak-ar'-thur*) [Louis Linn *McArthur*, American surgeon, 1858–]. See under *operations*.

McBurney's point [Charles *McBurney*, American surgeon, 1845–1913]. The point of tenderness in appendicitis, five or six centimeters above the right anterior superior iliac spine, on a line drawn from this point to the umbilicus.

McCarthy's reflex (*mak-ar'-the*). Supraorbital reflex; see under *reflex*.

McClintock's rule [Alfred Henry *McClintock*, Irish physician, 1822–1881]. A pulse of 100 or more beats a minute, after parturition, indicates impending postpartum hemorrhage.

MacCormac's reflex (*mak-kor'-mak*). Crossed patellar reflex; see *reflex, crossed*.

McDonald's solution [Ellice *McDonald*, American gynecologist, 1876–]. An antiseptic solution consisting of acetone (commercial) 40, denatured alcohol 60, and pyxol 2 parts.

Macdowel's frenum. The intermuscular expansions given off by the posterior layer of the tendon of the pectoralis major.

mace (*mās*). A spice derived from the dried covering of the nutmeg, *q. v.*

macene (*mā'sēn*) [*macis*, mace], $C_{10}H_{16}$. An essential oil resulting from the distillation of the flowers of nutmeg. The hydrochloride on distillation yields a camphor.

maceration (*mas-er-a'-shun*) [*macerare*, to make soft]. The process of softening a solid substance, or of converting into a soft mass by soaking in a liquid, as *maceration* of the fetus.

macerator (*mas'-er-a-tor*) [*macerare*, to make soft]. A vessel used for macerating a substance.

Macewen's osteotomy (*mak-ā'-en*) [Sir William *Macewen*, Scotch surgeon, 1848–1924]. Supracondyloid division of the femur from the inner side for genu valgum. **M.'s space.** See *M.'s triangle*. **M.'s symptom,** increased resonance on combined percussion and auscultation of the skull in certain gross lesions of the intracranial contents—*e. g.*, in cerebral abscess or overdistended lateral ventricles. **M.'s triangle,** the suprameatal triangle; the triangular space bounded by the upper half of the posterior wall of the external auditory meatus, by the supramastoid crest, and by an imaginary line dropped from the latter at the level of the posteroinferior wall of the external meatus. It is the space selected for trephining in cases of otitic abscess of the temporosphenoidal lobe.

Mache unit (*mah'-keh*) [Heinrich *Mache*, Austrian physicist, 1876–]. A term used to express the concentration of radium emanations. It is the saturation ionization current due to the radium emanation from a liter of solution or gas, expressed in electrostatic units multiplied by 1000.

macies (*ma'-se-ēz*) [*macies*, a wasting]. Atrophy, leanness. **m. infantum.** Syn. of *tabes mesenterica*.

macilent (*mas'-il-ent*) [*macilentus*, lean]. Meager: thin; lean.

macis (*ma'-sis*). Same as mace; see *nutmeg*.

Mackenrodt's method (*mah'-ken-rōt*) [Alwin Karl *Mackenrodt*, German gynecologist, 1859–]. Vaginal fixation of the round ligaments in retrodisplacements of the uterus.

Mackenzie's disease (*mak-ken'-ze*) [Sir James *Mackenzie*, English physician]. X-disease.

Mackenzie's eye-lotion. Corrosive sublimate, 1 gr.; ammonium chloride, 6 gr.; cochineal, ½ gr.; alcohol, 1 dr.; water, 8 oz.

mackenzol (*mak-ken'-zol*). Trade name of an antiseptic solution used as a spray in diseases of the upper respiratory tract.

mackintosh (*mak'-in-tosh*) [Charles *Mackintosh*, the inventor]. A fabric of silk or cotton, rendered waterproof and airproof by a coating of India rubber; it is used in antiseptic surgery and in obstetrics.

maclayin (*mak-la'-in*), $C_{17}H_{32}O_{11}$. A powerful local irritant said to be a glucoside from *Bassia maclayana*.

McLean's index (*mak-lān'*) [Franklin C. *McLean*, American physician, 1888–]. Index of urea excretion,

$$I = \frac{DVC \times 8.96}{Wt \times Ur^2};$$

where I = index of urea excretion; D = grams of urea excreted in 24 hours; C = grams of

urea per liter of urine; Ur = grams of urea per liter of blood; and Wt = bodyweight of the individual, in kilograms. It is used as a means of determining the renal function.

MacLean-Maxwell disease (*mak-lān' maks'-wel*) [Charles Murray *MacLean*, Canadian physician; James Laidlaw *Maxwell*, English physician]. Enlargement and tenderness of the posterior part of the os calcis.

McLeod's capsular rheumatism (*mak-lowd'*) [Roderick *McLeod*, Scotch physician, 1795–1852]. Rheumatoid arthritis attended with considerable effusion into the synovial sacs, sheaths, and bursas.

MacMunn's test for indican in the urine. Boil equal parts of urine and hydrochloric acid and a few drops of nitric acid; cool, and shake with chloroform The chloroform becomes violet and shows an absorption band before D, due to indigo-blue, and one after D, due to indigo-red.

macradenous (*mak-rad'-en-us*) [μακρός, large; ἀδήν, gland]. Having large glands.

macrencephalic, macrencephalous (*mak-ren-sef-al'-ik mak-ren-sef'-al-us*) [μακρός, long; ἐγκέφαλος, brain]. Having a large or long skull.

macrencephalus (*mak-ren-sef'-al us*) [μακρός, large; ἐγκέφαλος, brain]. Lissauer's term for a skull in which the angle formed by the junction of the lines drawn from the hormion to the nasion and to the inion is between 156 5° and 170°.

macrencranus (*mak-ren-kra'-nus*) [μακρός, large; ἐν, in; κρανίον, skull]. Lissauer's term for a skull having a large cerebellar sector (from 20° to 27 5°).

macritas (*mak'-rit-as*) [*macer*, lean]. Emaciation, leanness.

macro- (*mak-ro-*) [μακρός, large]. A prefix meaning large, long, or great.

macrobacteria (*mak-ro-bak-te'-re-ah*) [*macro-; bacterium*]. Very large bacteria. See *megabacteria*

macroblepharia (*mak-ro-blef-ar'-e-ah*) [*macro-*; βλέφαρον, the eyelid]. Abnormal size of eyelid.

macrobiosis (*mak-ro-bi-o'-sis*) [*macro-; βίος*, life]. Longevity.

macrobiotic (*mak-ro-bi-ot'-ik*) [*macro-; βίος*, life]. Pertaining to long life; long-lived.

macroblast (*mak'-ro-blast*). See *megaloblast*.

macrobrachia (*mak-ro-bra'-ke-ah*) [*macro-; βραχίων*, arm]. Abnormal size of the arms.

macrocephalia, macrocephaly (*mak-ro-sef-a'-le-ah, mak-ro-sef'-al-e*) [*macro-; κεφαλή*, head]. Abnormal largeness of the head.

macrocephalous (*mak-ro-sef'-al-us*) [see *macrocephalia*]. Characterized by an abnormally large head.

macrocephalus (*mak-ro-sef'-al-us*) [*macro-; κεφαλή*, the head]. A fetus with excessive development of the head.

macrocephaly. See *macrocephalia*.

macrocheilia (*mak-ro-ki'-le-ah*) [*macro-; χείλος*, lip]. Excessive development of the lips, a characteristic of certain negro tribes. It occurs also in cretinoid states, when the lips and cheeks are the seat of lymphangioma.

macrocheiria (*mak-ro-ki'-re-ah*) [*macro-; χείρ*, hand] Great enlargement of the hands.

macrochemistry (*mak-ro-kem'-is-tre*) [*macro-; chemistry*]. Chemistry in which the reactions are observable with the naked eye. Cf. *microchemistry*.

macrococcus (*mak-ro-kok'-us*) [*macro-; κόκκος*, a berry: *pl.*, *macrococci*]. A term applied to cocci that are larger than the average.

macrocolia (*mak-ro-ko'-le-ah*) [*macro-; κῶλον*, limb]. The possession of long limbs.

macrocolon (*mak-ro-ko'-lon*) [*macro-; colon*]. An excessively long sigmoid colon.

macrocolous (*mak-rok'-o-lus*) [*macro-; κῶλον*, limb]. Having long limbs.

macrocoly (*mak-ro-ko'-le*) [*macro-; κῶλον*, colon]. Simple excessive length of the colon.

macrocomous (*mak-ro-ko'-mus*) [*macro-; κόμη*, the hair]. Having long hairs or filaments.

macrocornea (*mak-ro-kor'-ne-ah*). Keratoglobus.

macrocosm (*mak'-ro-kosm*) [*macro-; κόσμος*, world]. The world or cosmos, in contradistinction to man, the microcosm, or little universe.

macrocosmic (*mak-ro-kos'-mik*) [*macro-; κόσμος*, world]. Pertaining to the macrocosm.

macrocyst (*mak'-ro-sist*) [*macro-; κύστις*, a cyst]. An abnormally large cyst.

macrocytase (*mak-ro-si'-tase*). An enzyme found in leukocytes and capable of digesting cells and other elements of animal origin.

macrocyte (*mak'-ro-sīt*) [*macro-; κύτος*, cell]. 1. A giant red blood-corpuscle found in the blood in certain anemias, especially pernicious anemia 2. A large lymphocyte.

macrocythemia (*mak-ro-si-the'-me-ah*). The presence of macrocytes in the blood.

macrocytosis (*mak-ro-si-to'-sis*) [*macro-; κύτος*, cell]. The formation of macrocytes.

macrodactylia (*mak-ro-dak-til'-e-ah*) [*macro-; δάκτυλος*, finger]. Abnormally large fingers or toes.

macrodactylism (*mak-ro-dak'-til-izm*). See *macrodactylia*.

macrodactyly (*mak-ro-dak'-til-e*). See *macrodactylia*.

macrodont (*mak'-ro-dont*). Having large teeth

macrodontia (*mak-ro-don'-she-ah*) [*macro-; ὀδούς*, tooth]. Abnormally large teeth.

macroerythroblast (*mak-ro-er'-ith-ro-blast*) [*macro-; erythroblast*]. A large erythroblast.

macroesthesia (*mak-ro-es-the'-ze-ah*) [*macro-; αἴσθησις*, sensation]. A disturbance of the tactile and stereognostic sense in consequence of which objects touched or handled appear much larger than they really are.

macrogamete (*mak-ro-gam'-ēt*) [*macro-; γαμέτη*, a wife]. The mature female cell in propagative reproduction in sporozoa.

macrogametocyte (*mak-ro-gam-et'-o-sīt*). The enlarged merozoite before maturation into the female cell in propagative reproduction in sporozoa

macrogamy (*mak-rog'-am-e*). Conjugation of two adult protozoan cells.

macrogastria (*mak-ro-gas'-tre-ah*) [*macro-; γαστήρ*, belly]. Dilatation of the stomach.

macrogastrous (*mak-ro-gas'-trus*) [*macro-; γαστήρ*, stomach]. Having a large stomach or belly.

macrogenesis (*mak-ro-jen'-es-is*) [*macro-; γεννᾶν*, to beget]. Excessive growth of an organ or part.

macrogenitosomia (*mak-ro-jen-it-o-so'-me-ah*) [*macro-; γένεσις*, production; *σῶμα*, body]. Abnormal growth of the body, including the sexual organs. **m. praecox.** Premature overgrowth.

macroglossia (*mak-ro-glos'-e-ah*) [*macro-; γλῶσσα*, tongue]. Enlargement of the tongue, a condition seen in cretins, in whom it is probably due to lymphangioma.

macrognathic (*mak-rog-nath'-ik*) [*macro-; γνάθος*, jaw]. Having long jaws; prognathous.

macrogonite (*mak-ro-gon'-it*) [*micro-; γονή*, seed]. Large gonite *q. v.*

macrography (*mak-rog'-ra-fe*) [*macro-; γράφειν*, to write]. Large writing, noted sometimes in insane persons.

macroleukoblast (*mak-ro-lu'-ko-blast*) [*macro-; leukoblast*]. A large leukoblast.

macromania (*mak-ro-ma'-ne-ah*) [*macro-; μανία*, madness]. A mania characterized by the delusion that objects are larger than they really are; or that one's own body or members are much larger than they are.

macromastia (*mak-ro-mas'-te-ah*) [*macro-; μαστός*, breast]. Abnormal enlargement of the breast.

macromazia (*mak-ro-ma'-ze-ah*). See *macromastia*.

macromelia (*mak-ro-me'-le-ah*) [*macro-; μέλος*, organ or member]. 1. Same as macromelia, *q. v.* 2. One having excessively large limbs.

macromere (*mak'-ro-mēr*) [*macro-; μέρος*, part]. A large blastomere.

macromerozoite (*mak-ro-me-ro-zo'-it*) [*macro-; merozoite*]. A large merozoite.

macronormoblast (*mak-ro-nor'-mo-blast*) [*macro-; normoblast*]. A large normoblast.

macronosia (*mak-ro-no'-ze-ah*) [*macro-; νόσος*, illness]. A protracted or chronic disease.

macronucleus (*mak-ro-nū'-kle-us*). A large nucleus

macronychia (*mak-ro-nik'-e-ah*) [*macro-; ὄνυξ*, nail]. Excessive size of the nails.

macropathology (*mak-ro-path-ol'-o-je*) [*macro-; pathology*]. Pathology which includes no microscopic investigation.

macrophage (*mak'-ro-fāj*) [*macro-; φαγεῖν*, to devour] A large phagocyte.

macrophagocyte (*mak-ro-fag'-o-sīt*) [*macro-; φαγεῖν*, to devour; *κύτος*, a cell]. A large-sized phagocyte, possessed of a single nucleus, and derived from some fixed connective-tissue element.

macrophallus (*mak-ro-fal'-us*) [*macro-; φαλλός*, penis] A penis abnormally large or long.

macropharynx (*mak-ro-far'-ingks*) [*macro-; pharynx*] A large pharynx.

macrophonous (*mak-rof'-o-nus*) [*macro-; φωνή*, sound]. Loud-voiced.

macrophotograph (*mak-ro-fo'-to-graf*) [*macro-; photograph*]. A large photograph, *i. e.*, a macroscopic photograph of an object, whether the object is small or large.

macrophthalmous (*mak-rof-thal'-mus*) [*macro-; ὀφθάλμος*, eye]. Having excessively large eyes.

macroplasia (*mak-ro-pla'-ze-ah*) [*macro-; πλάσις*, a moulding]. Excessive development of portions of the body.

macropodia (*mak-ro-po'-de-ah*) [*macro-; πούς*, foot]. Excessive size of the feet.

macropomous (*mak-rop'-o-mus*) [*macro-; πῶμα*, a lid]. Possessing a large operculum.

macroporous (*mak-rop'-or-us*) [*macro-; πόρος*, a passage]. Having large pores.

macropromyelocyte (*mak-ro-pro-mi'-el-o-sīt*) [*macro-; promyelocyte*]. A large promyelocyte.

macroprosopus (*mak-ro-pro-so'-pus*) [*macro-; πρόσωπον*, face]. A monster with abnormal development of the face.

macropsia (*mak-rop'-se-ah*). See *megalopsia*.

macrorrhinia (*mak-ro-rin'-e-dh*) [*macro-; ῥίς*, nose]. Congenital hypertrophy of the nose.

macroscelia (*mak-ro-se'-le-ah*) [*macro-; σκέλος*, leg]. Excessive development of the legs.

macroscopic (*mak-ro-skop'-ik*) [*macro-; σκοπεῖν*, to see]. Large enough to be seen by the naked eye; gross; not microscopic.

macroscopy (*mak-ros'-ko-pe*) [*macro-; σκόπειν*, to view]. Examination of objects with the naked eye.

macrosigma (*mak-ro-sig'-mah*) greatly enlarged sigmoid.

macrosis (*mak-ro'-sis*) [*μακρός*, large]. A state of increase in volume.

macrosmatic (*mak-roz-mat'-ik*) [*macro-; ὀσμάεσθαι*, to smell]. Having well-developed olfactory organs.

macrosomia, macrosomatia (*mak-ro-so'-me-ah, mak-ro-so-ma'-she-ah*) [*macro-; σῶμα*, body]. Excessive size of the body.

macrospore (*mak'-ro-spōr*) [*macro-; σπορά*, seed]. In biology: (*a*) a spore of relatively large size; (*b*) one of the larger anisospores arising in the reproduction of colony-forming Radiolarians.

macrostomia (*mak-ro-sto'-me-ah*) [*macro-; στόμα*, mouth]. Excessive size, or width, of the mouth, or of the oral fissure.

macrotia (*mak-ro'-she-ah*) [*macro-, οὖς*, the ear]. Excessive length of the ears.

macrotin (*mak'-ro-tin*) [*macrotys*, cimicifuga]. A resin obtained by the precipitation of tincture of cimicifuga with water.

macrotome (*mak'-ro-tōm*) [*macro-; τομή*, cutting]. A device for cutting gross anatomical sections.

macula (*mak'-ū-lah*) [L.: *pl., maculæ*]. A macule. **maculæ acusticæ**, the terminations of the auditory nerve in the saccule and utricle. **m. arcuata**, the arcus senilis. **maculæ atrophicæ cutis**, linear atrophy of the skin. **m. corneæ**, a permanent corneal opacity from an ulcer or keratitis. **m. cribrosa**, a name for the perforations of the fossa hemisphærica for the passage of the filaments of the auditory nerve. **m. flava**, the yellow spot of the retina. **m. lutea**, the yellow spot of the retina It is the point of clearest vision. **m. solaris**, a freckle. **m. tendineæ**, thin white patches of new fibrous tissue found on the surface of the pericardium in some cases of pericarditis.

macular (*mak'-ū-lar*) [*macule*]. Characterized by or resembling macules.

maculate (*mak'-ū-lāt*) Spotted.

maculation (*mak-ū-la'-shun*) [*macule*]. The state or quality of being spotted; the formation of macules.

macule (*mak'-ūl*). A spot, especially one upon the skin, not elevated above the surrounding level. See also *macula*.

maculopapular (*mak-ū-lo-pap'-ū-lar*). Having the characteristics of a macule and a papule.

MacWilliam's test for albumin [John Alexander *MacWilliam*, English physician, 1857–]. To 20 Cc. of the liquid add a drop or two of a saturated solution of salicyl-sulphonic acid; in the presence of albumin a cloudiness or precipitate will be formed. If peptones or albumoses are present, this precipitate disappears on boiling, but reappears on cooling.

mad. 1. Insane. 2. Affected with rabies rabid.

madar (*mad'-ar*). The plant *Calotropis gigantea*; the bark and root are used as a dye.

madaroma (*mad-ar-o'-mah*). Madarosis.

madarosis (*mad-ar-o'-sis*) [*μαδάρωσις*, a making bald]. Loss of the eyelashes or eyebrows.

madarotic, madarous (*mad-ar-ot'-ik, mad'-ar-us*). Affected with or relating to madarosis.

madder (*mad'-er*). See *rubia*.

Maddox test, or Maddox glass-rod test (*mad'-uks*) [Ernest Edmond *Maddox*, English ophthalmologist, 1860–]. A test of heterophoria by means of a short cylinder of transparent glass about one-eighth of an inch long, fitted into a slot in an opaque disc to be set in the trial-frame before one eye, with a colored plano lens before

the other eye. The rod converts the image of a distant flame into a thin line of light. The relative position of the two images thus formed permits the measure of imbalance of the muscles.

madefaction (*mad-e-fak'-shun*) [*madefacere*, to moisten]. The act of moistening.

madeira (*mad-a'-rah*). A fine sherry wine from the island of Madeira.

Madelung's deformity (*mad'-el-oong*) [Otto Wilhelm *Madelung*, German surgeon, 1846–1926]. Progressive subluxation of the wrist joint, caused by relaxation of the ligaments or abnormality in the radial epiphysis. **M.'s disease**, diffuse lipomatosis. **M.'s neck**, diffuse lipoma of the neck. Syn., *Madelung's fetthals*.

madema (*mad-e'-mah*). See *madarosis*.

madescent (*mad-es'-ent*) [*madescere*, to become wet]. Becoming moist.

madesis (*mad-e'-sis*). Synonym of *madarosis*.

madidans (*mad'-id-anz*) [L.]. Weeping, oozing. See *eczema madidans*.

madisterion, madisterium (*mad-is-ter'-e-on, -e-um*) [μαδίζειν, to pluck bare]. Epilating-forceps.

madness (*mad'-nes*). See *insanity* and *mania*.

madreporic, madreporiform (*mad-re-por'-ik, -e-form*) [*Madrepora*, a genus of corals]. Pierced with minute openings.

madstone (*mad'-stōn*). A small stone, believed capable of absorbing poison from wounds

Madura-foot (*ma-doo'-rah-foot*) [*Madura*, a district in India]. A disease occurring chiefly in India, and characterized by the formation, on the foot (sometimes on the hand), of a tender purplish swelling, which in time suppurates, the pus being evacuated through one or more sinuses. These sinuses discharge a seropurulent liquid containing peculiar bodies like gunpowder-grains or fish-roe. The disease is chronic, but local, and is believed to be due to an organism allied to the Actinomyces fungus Syn., *mycetoma*.

mageiric (*maj-i'-rik*) [μαγειρικός, fit for cookery]. Relating to dietetics or the culinary art.

Magendie-Hertwig sign (*mah-zjon-de'-hert'-wig*). One eye directed higher than the other.

Magendie's foramen (*mah-zjon-de'*) [François *Magendie*, French physiologist, 1783–1855]. A foramen of communication between the fourth ventricle and the subarachnoid space at the tip of the calamus scriptorius. **M.'s law**. See *Bell's law*. **M.'s solution**, a solution of morphine sulphate, gr. 16 to the ounce. **M.'s spaces**, imperfectly closed lymph-spaces formed by the separation of the arachnoid from the pia and corresponding to the cerebral sulci.

magenta (*maj-en'-tah*) [from *Magenta*, Italy]. A coal-tar dye from which fuchsin and a large number of other dyes are prepared.

maggot-therapy. Treatment of open wounds by maggots. See *Maguin*

magisal (*maj'-is-al*). Trade name of acetosalicylate of magnesium, dose 5 to 15 gr.

magistery (*maj'-is-ter-e*) [*magisterium*, masterpiece]. Formerly, a preparation considered to have especial virtue as a remedy. **m. of bismuth**, the subnitrate of bismuth. **m. of tin** (*M. Jovis*), precipitated stannous oxide.

magistral (*maj'-is-tral*) [*magister*, a master]. Applied to medicines prepared on prescription.

Magitot's disease (*mah-zje-to'*) [Emile *Magitot*, French dentist, 1833–1896]. Osteoperiostitis of the alveoli of the teeth.

magma (*mag'-mah*) [μάγμα, mass]. Sediment; dregs; any pulpy mass.

magnalium (*mag-na'-le-um*). An alloy of aluminum and magnesium.

Magnan's sign (*mahg-nyan'*) [Valentin *Magnan*, French neurologist, 1835–1916]. A hallucination of general sensation which takes the form of the sensation of a round foreign body beneath the skin; it is noted in chronic cocainism. **M.'s trombone movement**, a back and forth movement of the tongue when it is protruded; it occurs in general paralysis of the insane.

magnesia (*mag-ne'-ze-ah*) [*Magnesia*, in Thessaly]. Magnesium oxide, MgO. **m., black**, black oxide of manganese. **m., calcined**. See *magnesium carbonate* **m. usta**, calcined magnesia. **m., white**, magnesium carbonate See *magnesium*.

magnesic (*mag-ne'-zik*). Pertaining to or containing magnesium.

magnesite (*mag'-nez-it*). Native magnesium carbonate.

magnesium (*mag-ne'-ze-um*) [see *magnesia*]. Symbol Mg; atomic weight 24.32; quantivalence II; specific gravity 1.75. A bluish-white metal of the group to which calcium and barium belong. It is abundantly distributed throughout inorganic and organic nature, and is essential to life; its salts are used in the arts and in medicine. The source of magnesium and its salts is chiefly the minerals dolomite and kieserite. **m. acetate**, $Mg(C_2H_3O_2)_2 + 4H_2O$, cathartic. Dose 5–60 gr. (0.32–4.0 Gm.). **-m. benzoate**, $Mg(C_7H_5O_2)_2$: used in gout. Dose 3–20 gr (0.2–1.3 Gm.). **m. bisulphate**, $MgH_2(SO_4)_2$; cathartic. Dose 5–20 gr. (0.32–1.3 Gm.). **m. borate**, $Mg(BO_2)_2.2Mg(OH)_2 + 7H_2O$; antiseptic. Dose 5–20 gr. (0.32–1.3 Gm.). **m. borocitrate**, a compound of citric acid, magnesium carbonate, and borax; used in lithiasis, gout, etc. Dose 15–30 gr. (1–2 Gm.). **m. bromide**, $MgBr_2 + 6H_2O$; sedative. Dose 10–20 gr. (0.65–1.3 Gm.). **m. carbonate** (*magnesii carbonas*, U. S. P.), $(MgCO_3)_4\ Mg(OH)_2 + 5H_2O$; exists in two forms—as light (*magnesii carbonas levis*) and as heavy magnesium carbonate (*magnesii carbonas ponderosa*). It is antacid, laxative, and antilithic. Dose 30–60 gr. (2–4 Gm.). **m. carbonate, solution of** (*liquor magnesiæ carbonatis*, B P.). Dose 1–2 oz. (32–64 Cc.). **m. chloride**, $MgCl_2 + 6H_2O$; aperient and cathartic. Dose 240–465 gr. (16–30 Gm.). **m. citrate, effervescent**, is cathartic. Dose 1–3 dr. (4–12 Cc.). **m. citrate, solution of** (*liquor magnesii citratis*, U. S. P.). Dose 4–8 oz. (128–256 Cc.). **m. copaivate**, antiseptic, diuretic, laxative, and stimulant. Dose 10–20 gr. (0.65–1.3 Gm.). **m. creosotate**. See *creasote-magnesia*. **m. dioxide**, MgO_2, used in anemia. Syn., *biogen*. **m. ergotate**, used in amenorrhea and epilepsy. Dose ½–1 gr. (0.04–0.065 Gm.). **m. fluoride**, MgF_2, an antiseptic. **m. hydrate, m. hydroxide**, $Mg(OH)_2$ It is antacid, antilithic, and cathartic. Dose 60–120 gr. (4–8 Gm.). **m. hypophosphite**, $Mg(H_2PO_2)_2 + 6H_2O$, a nerve-stimulant. Dose 10–20 gr. (0.65–1.3 Gm.). **m. ichthyolate**, a combination of freshly calcined magnesia, 100 parts; ichthyol, 775 parts. Mixed with talc it is used as an antiseptic dusting-powder. **m. iodide**, MgI_2, alterative and sialagogue. Dose 2–10 gr. (0.13–0.65 Gm.). **m. lactate**, $Mg(C_3H_5O_3)_2 + 3H_2O$; a laxative. Dose 15–45 gr. (1.3 Gm.). **m. oxide** (*magnesii oxidum*, U. S. P.), MgO, is obtained by calcining magnesium carbonate, and exists in two forms—as light magnesia and as heavy magnesia

(*magnesii oxidum ponderosum*, U. S. P.). It is used as an antacid and laxative, as a dusting-powder, and as an antidote to arsenic. Dose 10 gr.–1 dr. (0.65–4.0 Gm.). **m. oxide, ferric hydroxide with** (*ferri hydroxidum cum magnesii oxido*, U. S. P.). Dose as arsenical antidote 4 oz. (120 Cc.). **m. oxide, heavy.** See under *m. oxide*. **m. phenolsŭlphonate**, an antiseptic purgative. Dose 15–30 gr (1–2 Gm.). **m. salicylate**, $Mg(C_7H_5O_3)_2 + H_2O$, an intestinal antiseptic and antirheumatic. Dose 15–120 gr. (1–8 Gm.). **m. sclerotinate.** See *m. ergotate*. **m. silicate**, $Mg_2Si_2O_8 + 2H_2O$, absorbent, astringent, and antiseptic. Dose 60–150 gr. (4–10 Gm.). **m. sozoiodolate**, $(C_6H_2I_2(OH)SO_3)_2Mg + 8H_2O$, an antiseptic. **m. sulphate** (*magnesii sulphas*, U. S. P.), $MgSO_4 + 7H_2O$, Epsom salt, is an active cathartic, especially useful in inflammatory affections. Dose 1 dr.–1 oz. (4–32 Gm.). **m. sulphate, effervescent** (*magnesii sulphas effervescens*, U. S. P.), cathartic. Dose 2 dr.–1 oz. (8–32 Gm.). **m. sulphophenate.** See *m. phenolsulphonate*. **m. tartrate**, $MgC_4H_4O_6$, is cathartic and used in diseases of the spleen with neuralgic symptoms. **m. usta**, magnesium carbonate.

magnet (*mag'-net*) [Μάγνησσα, stone of *Magnesia*, in Thessaly, where lodestone was first found]. 1. Lodestone, magnetic iron oxide. 2. A body having the power to attract iron bodies. **m., electro-.** See *electromagnet*. **m., giant, m., Haab**, a large powerful stationary magnet for extracting particles of steel from the eye. **m., horseshoe**, an iron magnet having the shape of a horse-shoe. **m. operation**, the operation of removing foreign bodies of steel from the eye by means of a magnet. **m., permanent**, one the magnetic properties of which are permanent, in contradistinction to a *temporary magnet*. **m., temporary**, one which derives its magnetism from another magnet or from a galvanic current.

magnetic (*mag-net'-ik*) [*magnet*]. Pertaining or belonging to a magnet. Possessing the property of magnetism.

magnetism (*mag'-net-izm*) [*magnet*]. The power possessed by a magnet to attract or repel other masses. **m., animal**, hypnotism.

magnetization (*mag-net-iz-a'-shun*) [*magnet*]. The process of rendering a substance magnetic.

magnetoelectricity (*mag-net-o-e-lek-tris'-it-e*) [*magnet; electricity*]. Electricity produced by means of a magnet.

magnetograph (*mag-net'-o-graf*) [*magnet*; γράφειν, to write]. An instrument for determining the intensity of magnetic action.

magnetoinduction (*mag-net-o-in-duk'-shun*) [*magnet; inductio*, induction.] Inducing current by placing a magnet within a coil of wire

magnetologist (*mag-net-ol'-o-jist*). A person versed in magnetology, and who may, in addition, be skilled in applying the science.

magnetology (*mag-net-ol'-o-je*). Proposed name for the science of magnetism.

magnetometer (*mag-net-om'-et-r*) [*magnet*; μέτρον, a measure]. A series of magnets suspended so as to record graphically variations in direction and intensity of magnetic force.

magneto-optic (*mag-net-o-op'-tik*). Relating to magnetism and light.

magnetotherapy (*mag-net-o-ther'-ap-e*) [*magnet*; θεραπεία, treatment]. The treatment of diseases by magnets.

magniductor (*mag-ne-duk'-tor*) [*magnus*, great; *ductor*, a leader]. The adductor magnus of the thigh.

magnification (*mag-nif-ik-a'-shun*) [*magnus*, large; *facere*, to make]. Enlargement, especially the enlargement of an object by means of lenses.

magnifying (*mag'-nif-i-ing*) [see *magnification*]. Enlarging; making greater. **m. power**, the power of a lens to increase the diameters of the image of an object.

magnum, m., os. See *bones, table of*

Magnus's sign of death (*mahg'-noos*). If a ligature is applied around a limb, there is no venous congestion in the part distal to the constriction.

magolan (*mag'-o-lan*). Trade name of calcium anhydro-oxydiamine phosphate, suggested for use in diabetes.

maguin (*mag-wĕn*) [*magu*, to breed]. Maggots of the blowfly *calliphora erythrocephala* which heal wounds by emitting a secretion that liquifies the dead and decaying matter.

mahamari (*mah-hah-mah'-re*) [E. Ind.]. Synonym of the *plague*, *q. v.*

Maher's disease (*mah'-er*). Paracolpitis.

Mahler's sign (*mah'-ler*) [Richard A. *Mahler*, German obstetrician]. A gradual increase of pulse-rate in the puerperium, without rise of temperature, is characteristic of venous thrombosis.

maidalakri (*mi-dal-ak'-re*). The bark of *Litsea salicifolia*, used in the East Indies in diarrhea.

maidenhead. 1. Virginity. 2. The hymen.

maidismus (*ma-id-iz'-mus*) [*mays*, *maidis*, maize]. Maize-poisoning, or pellagra.

Maier's sinus (*mi'-er*) [Rudolf *Maier*, German physician, 1824–1888]. A small, infundibular depression in the wall of the lacrimal sac near the opening of the lacrimal ducts.

maieusiomania (*ma-ū-se-o-ma'-ne-ah*) [μαίευσις, delivery; μανία, madness]. Puerperal insanity.

maieusiophobia (*ma-ū-se-o-fo'-be-ah*) [μαίευσις, childbirth; φόβος, fear]. Morbid dread of childbirth.

maieutic (*ma-ū'-tik*). A rubber bag used for dilating the cervix uteri.

maieutics (*ma-ū'-tiks*) [μαίευτης, an obstetrician; μαιευτική, obstetrics]. Midwifery, obstetrics.

maim (*mām*) [OF., *mehaigner*, to maim]. To cripple by injury or removal of a limb.

main-en-griffe (*mang-on(g)-grĕf*). See *claw-hand*.

m. succulente, edema of the hands.

maintenance (*mān'-ten-ans*) [*manus*, hand; *tenere*, to hold]. The relationship which exists between increment and excrement, after a body has reached maturity.

Maisonneuve's bandage (*ma-zon-nerv'*) [Jacques Gilles Thomas *Maissonneuve*, French surgeon, 1809–1897]. A variety of plaster-of-Paris bandage formed from cloths folded, these being supported by other bandages. **M.'s urethrotome**, an instrument with a concealed knife, used for cutting strictures of the urethra.

Maissiat's band (*ma-se-ah'*) [Jacques *Maissiat*, French anatomist, 1805–1878]. The iliotibial ligament, a fibrous band in the fascia lata that extends from near the anterior superior spine of the ilium to the outer tuberosity of the tibia.

maize (*māz*) [W. Ind., *mahiz*]. Indian corn. See *zea mays*.

maizole (*ma'-zōl*). Trade name of an emulsion of cod oil, a substitute for cod-liver oil.

maizolithium (*ma-zo-lith'-e-um*). A diuretic and sedative said to consist of a combination of maizenic acid from cornsilk and lithium. Dose 1–2 dr. (4–8 Cc.).

majax (*ma'-jaks*). A combination of sugar of milk with the phosphates and other mineral salts of milk; when added to cows' milk and water the product resembles human milk. It is also called compound sugar of milk.

Majocchi's disease (*mah-yok'-ke*) [Domenico *Majocchi*, Italian physician]. Purpura annularis telangiectoides; *q. v.*

make (*māk*) [AS., *macian*, to make]. In electricity —(1) to establish the flow of an electric current; (2) the establishing of the flow of an electric current.

makro- (*mak'-ro-*). See *macro-*.

mal [Fr., from *malum*, evil; disease]. Disease. **m. comitial**, epilepsy. **m. de caderas**, a disease of horses, mules, and swine in South America, characterized by fever, emaciation, and general paresis which first appears in the hind legs. **m. de Cayenne**, elephantiasis. **m. de coït**. See *dourine*. **m. de mer**, sea-sickness. **m. des bassines**, a dermatitis affecting those engaged in winding silkworm cocoons, due to a toxic substance in the urinary product of the silkworm moths. **m., grand**. See *grand mal*. **m., haut**, grand mal. **m. perforant**, perforating ulcer of the foot; a trophic lesion of tabes. **m., petit**. See *petit mal*. **m. del pinto** or **de los pintos**, Mexican contagious psoriasis.

mal- [*malus*, bad]. A prefix meaning bad.

mala (*ma'-lah*) [L.]. The cheek-bone or the cheek.

Malabar itch (*mal'-ab-ar*). A cutaneous disease of the Malabar coast. **M. leprosy of**. Synonym of *elephantiasis Arabum*. **M. nut**. See *adhatoda vasica*. **M. ulcer**. See *phagedæna tropica*.

Malacarne's pyramid (*mal-ak-ar'-na*) [Michele Vincenzo Giacintos *Malacarne*, Italian surgeon, 1744–1816]. A crucial projection formed by the union of the vermis inferior of the cerebellum, at the junction of its posterior and middle thirds, with two transverse prolongations which pass into the corresponding hemispheres. **M.'s space**. See *Tarinus' fossa*.

malachite-green (*mal'-ak-īt*). A salt of tetraethyl-diparaamido-triphenyl-carbinol. It is used as a stain and as a means of differentiating the colon bacillus from the typhoid bacillus; it has also been used in the treatment of trypanosomiasis.

malacia (*mal-a'-se-ah*) [μαλακία, a softening]. 1. A morbid softening of tissue. 2 A depraved appetite. **m. cordis**, a softening of the heart muscle. **m., vascular**, a form marked by excessive new formation of vessels.

malacocataracta (*mal-ak-o-kat-ar-ak'-tah*) [μαλακός, soft; καταράκτης, cataract] A soft cataract.

malacogaster (*mal-ak-o-gas'-ter*) [μαλακία, a softening; γαστήρ, stomach]. Softening of the gastric walls. A synonym of *gastromalacia*.

malacoma (*mal-ak-o'-mah*) [μαλακός, soft; *pl.*, *malacomata*]. The softening of any organ or part of the body.

malacopeous, malacopœous (*mal-ak-ko'-pe-us*) [μαλακοποιεῖν, to make soft]. Softening; enervating; emollient.

malacophonous (*mal-ak-off'-o-nus*) [μαλακός, soft; φωνή, voice]. Soft-voiced.

malacoplakia (*mal-ak-ko-plak'-e-ah*) [μαλακός, soft; *plax*, a plaque]. Soft patches in the mucous lining of a hollow viscus.

malacosarcosis (*mal-ak-o-sar-ko'-sis*) [μαλακός, soft; σάρξ, flesh]. Softness of tissues, as of muscle.

malacosis (*mal-ak-o'-sis*) [μαλακός, soft]. The condition distinguished by the abnormal softening of the tissues of any part of the body. Also, the process of malacoma. **m. cordis**. See *myomalacia*.

malacosomous (*mal-ak-o-so'-mus*) [μαλακός, soft; σῶμα, body]. Soft-bodied.

malacosteon, malacosteosis (*mal-ah-kos'-te-on, mal-ah-kos'-te-o-sis*). See *osteomalacia*.

malacotic (*mal-ak-ot'-ik*) [μαλακός, soft]. Pertaining to, or subject to, malacia; soft. **m. teeth**, teeth of soft structure and predisposed to caries.

malacotomy (*mal-ah-kot'-o-me*) [μαλακός, soft; τομή, a cutting]. Incision of the abdomen; celiotomy.

malacozoon (*mal-ak-o-zo'-on*) [μαλακός, soft; ζῷον, animal]. A soft animal; a mollusc.

malactic (*mal-ak'-tik*) [μαλακός, soft]. Emollient; softening.

maladie du coït (*mal-ad-e'-doo-ko-ēt'*). See *dourine*.

malady (*mal'-ad-e*) [*malum*, evil]. Disease.

malagma (*mal-ag'-mah*) [μάλαγμα, a poultice: *pl.*, *malagmata*]. A poultice, *q. v.*

malaise (*mal-āz'*) [Fr.]. A general feeling of illness, accompanied by restlessness and discomfort.

malakin (*mal'-ak-in*). A synthetic product allied to acetphenetidin and recommended as an antirheumatic, antipyretic, and antineuralgic. Dose 60–90 gr. (4–6 Gm.) daily.

malakoplakia. See *malacoplakia*.

malanders (*mal-and'-urz*). See *malandria*.

malandria (*mal-an'-dre-ah*). 1. An affection related to leprosy or elephantiasis. 2. Malanders or malenders, a disease of the horse characterized by a furfuraceous eruption at the bend of the knee and on the inside of the hock. It is called *malenders* when affecting the foreleg and *salenders* when affecting the hind leg.

malar (*ma'-lar*) [*mala*, cheek]. Pertaining to the malar bones. **m. arch**, the zygoma. **m. bones**, the two cheek bones. **m. point**. See *point*.

malaria (*mal-a'-re-ah*). See *malarial fever*.

malarial (*mal-a'-re-al*) [*malaria*, bad air]. Pertaining to malaria **m. cachexia**, a chronic form of malaria characterized by anemia, general failure of health, a sallow complexion, and enlargement of the spleen. **m. fever**, a disease associated with the presence in the blood of a protozoan parasite, the *Plasmodium vivax*, the *Plasmodium malariæ*, and the *Plasmodium præcox;* it is characterized by periodicity, enlargement of the spleen, and the presence in the blood, free or within the red corpuscles, of parasites (plasmodia) that exert a deleterious influence upon the red cells. The paroxysms may be intermittent, remittent, or irregular. If repeated daily, the fever is designated *quotidian;* if on alternate days, *tertian;* if with an interval of two days, *quartan*. If two paroxysms occur daily, the fever is designated a *double quotidian*. There may be a *tertian form*, a paroxysm occurring daily, but only those of alternate days being alike; a *double quartan form*, and others. A typical malarial paroxysm consists of a cold stage, a hot stage, and a sweating stage, occurring in the sequence given. Intermittent fever is characterized by the occurrence of a complete intermission of the symptoms in the interval between two paroxysms, the temperature becoming normal or subnormal. In remittent fever there is only an amelioration of the symptoms in the

intervals. In certain localities in which the malarial organisms are exceedingly numerous or intensely virulent the attack displays a pernicious tendency. Of this type there may be a cerebral form, characterized either by delirium and excitement or by coma and depression; a thoracic form, in which the respiration is accelerated and there is an urgent sense of the need of air; a gastrointestinal form, attended with nausea, vomiting, jaundice, and diarrhea; or an asthenic or algid form, in which there is a condition of marked debility with a striking coldness of the surface and of the breath. To the irregular manifestations of malarial poisoning, which do not at any time present the classic association of chill, fever, and sweat, the designation of "dumb ague" is given. The enlargement of the spleen in chronic malaria is sometimes designated "ague-cake." Syn., *marsh-fever*. **m. hematuria,** the presence of blood in the urine as a result of malarial poisoning. **m. neuralgia,** neuralgia due to malarial intoxication.

malarilabialis (*mal-a-re-la-be-a'-lis*). See *zygomaticus major* under *muscle*.

malarin (*mal'-ar-in*) See *acetophenonephenetidin*.

malariology (*mal-a-re-ol'-o-je*) [*malaria*; λόγος, treatise]. The study of malaria and all that appertains to it.

malariotherapy (*mal-a-re-o-ther'-ap-e*). Treatment of general paralysis by infecting the patient with tertian malaria.

malarious (*mal-a'-re-us*). See *malarial*.

Malassez' disease (*mal-as-a'*) [Louis Charles *Malassez*, French physiologist, 1842–1910]. Cystic disease of the testis.

malassimilation (*mal-as-im il-a'-shun*) [*mal-; assimilation*]. Defective assimilation.

malate (*mal'-āt*). A salt of malic acid

malaxation (*mal-aks-a'-shun*) [μαλάσσειν, to soften]. The act of kneading. Petrissage, *q. v.*

malcious (*mal'-shus*) [μάλκιος, freezing]. Benumbing; causing to freeze; congealing

maldigestion (*mal-di-jes'-tshun*). Disordered or imperfect digestion.

male (*mal'-e*) [μάλη]. The axilla.

male (*māl*) [*masculus*, a male]. 1. Pertaining to the male or impregnating sex. 2. A member of the male sex. 3. Of a double-bladed instrument, the blade which is received into a hollow of the other (female) blade. **m.-fern.** See *Aspidium* **m. organ,** the penis.

malemission (*mal-e-mish'-un*) [*mal-; e*, out; *mittere*, to send]. Failure of the semen to be ejected from the penis during coitus.

malen (*ma'-len*) [*mala*, cheek]. Belonging to the malar bone in itself.

Malerba's test for acetone (*mahl-er'-bah*) [Pasquale *Malerba*, Italian physician]. Add to the acetone a solution of dimethylparaphenylendiamine; a red coloration results.

malformation (*mal-for-ma'-shun*) [*mal-; formatio*, a forming]. An abnormal development or formation of a part of the body.

Malgaigne's amputation (*mahl-gān'*) [Joseph François *Malgaigne*, French surgeon, 1806–1865]. See under *operations*. **M.'s hernia.** Hernia of infancy; descent of the intestine into the open vaginal process of the peritoneum. **M.'s hooks,** two pairs of hooks connected by a screw for approximating the fragments of a fractured patella. **M.'s triangle,** the superior carotid triangle

malgenic (*mal-jen'-ik*) [*malum*, evil; γεννᾶν, to beget]. Producing disease.

maliasmus (*mal-e-as'-mus*). Synonym of *glanders*

malic acid (*ma'-lik*). See *acid*, malic.

maliform (*mal'-e-form*) [*malum*, an apple; *forma*, form]. Shaped like an apple.

malign (*mal-in'*). See *malignant*.

malignancy (*mal-ig'-nan-se*) [see *malignant*]. The quality of being malignant.

malignant (*mal-ig'-nant*) [*mal-; gignere*, to beget]. Virulent, compromising or threatening life. **m. cholera,** Asiatic cholera. **m. edema.** See *edema, malignant*. **m. fever,** typhus fever. **m. purpura,** epidemic cerebrospinal meningitis. **m. pustule,** anthrax. **m. tumor,** a tumor that destroys life. Malignant tumors recur and give rise to metastasis. **m. vesicle,** anthrax.

malignin (*ma-lig'-nin*). A hypothetical ferment credited with being the cause of the malignancy of cancer.

malimali (*mah'-le-mah'-le*). A convulsive tic prevalent in the Philippines.

malingerer (*mal-in'-jer-er*) [Fr. *malingre*, sickly, from *malus*, bad; *æger*, ill; sick] One who feigns illness or defect.

malingering, malingery (*mal-in'-jer-ing, mal-in'-jer-e*) [see *malingerer*]. The feigning of disease.

malinterdigitation (*mal-in-ter-dij-it-a'-shun*) [*mal-; inter*, between; *digitus*, finger]. Abnormal interdigitation of the teeth.

malis (*ma'-lis*). A name vaguely applied to various diseases, generally of the skin, and especially to such as are due to vermin, or to parasitic worms that burrow in the skin.

malleable (*mal'-e-a-bl*) [*malleus*, hammer]. Capable of being beaten or rolled into thin sheets.

malleability (*mal-e-ab-il'-it-e*) [*malleus*, hammer]. The quality of being malleable.

malleal, mallear (*mal'-e-al, -ar*) [*malleus*]. Relating to the malleus.

mallease (*mal'-e-ās*). A culture or solution of glanders bacilli used as a test for glanders.

malleation (*mal-e-a'-shun*) [*malleus*]. A spasmodic action of the hands, consisting in continuously striking any near object.

malleiform (*mal'-e-if-orm*) [*malleus; forma*, form]. Hammer-shaped.

mallein (*mal'-e-in*) [*malleus*, farcy]. A fluid obtained from cultures of *Bacillus mallei*, the microorganism of glanders. When injected into the circulation of a glanderous animal it causes an elevation of temperature, and has been recommended for use in the early diagnosis of farcy or glanders.

malleinization (*mal-e-in-i-za'-shun*). Inoculation with mallein.

mallenders (*mal'-en-derz*). A kind of eczema or scab above the fore-foot and about the knee of the horse; and see *malandria*.

malleoincudal (*mal-e-o-ing'-kū-dal*) [*malleus;* incus, anvil]. Relating to the malleus and the incus.

malleolar (*mal-e'-o-lar*) [*malleolus*]. Relating to a malleolus.

malleolus (*mal-e'-o-lus*) [dim. of *malleus;* pl., *malleoli*]. A part or process of bone having a hammer-head shape. **m., external,** the lower extremity of the fibula. **m., internal,** a process on the internal surface of the lower extremity of the tibia. **m. lateralis.** Same as *m. external*. **m. medialis.** Same as *m. internal*. **m. radialis,** the styloid process of the radius. **m. ulnaris,** the styloid process of the ulna.

malleotomy (*mal-e-ot'-o-me*) [*malleus*, or *malleolus; τομή*, incision]. 1. Incision or division of the malleus. 2. Division of the ligaments attached to the malleoli.

mallet finger (*mal'-et*). See *finger*. **m. toe,** a deformity of a toe characterized by deficient extension or undue flexion of the terminal phalanx; hammer-toe.

malleus (*mal'-e-us*) [L., "hammer"]. 1. One of the ossicles of the internal ear having the shape of a hammer. 2. Glanders.

mallotoxin (*mal-o-toks'-in*). See *rottlerin*.

Mallotus (*mal-o'-tus*) [μαλλός, wool]. A genus of euphorbiaceous trees and shrubs. *M. philippinensis*, a species of India, yields the dyestuff kamila. The leaves and fruit are used in the treatment of snake-bites; the root, in contusions.

mallow (*mal'-o*). See *malva*. **m., marsh-.** See *althæa*.

malnutrition (*mal-nū-trish'-un*) [*mal-; nutrition*]. Imperfect nutrition or sustenance.

malocclusion (*mal-ok-loo'-shun*) [*mal-; occludere*, to shut up]. The occlusion of the teeth in positions not conformable to anatomical rule.

malomaxillary (*ma-lo-maks'-il-a-re*) [*mala*, cheek; *maxilla*]. Relating to the cheek or malar bone and the maxilla

malonyl (*mal'-on-il*). $CH_2<\overset{CO}{CO}$. The bivalent radical of malonic acid. **m. urea,** barbituric acid.

maloplasty (*mal'-o-plas-te*) [*mala*, cheek; πλάσσειν, to form]. Plastic surgery of the cheek.

Malpighian body (*mal-pe'-ge-an*) [Marcello *Malpighi*, Italian anatomist, 1628–1694]. The commencement of a uriniferous tubule, consisting of the glomerule of vessels (the Malpighian tuft) and the membranous envelope (Bowman's capsule); and see *M. corpuscle*. **M. capsule.** See *Bowman's capsule*. **M. cells, M. vesicles,** the pulmonary alveoli. **M. corpuscle,** any one of the minute whitish nodules of lymphadenoid tissue in the red substance of the spleen along the course of the blood-vessels; and see *M. body*. **M. pyramids,** conical masses, eight to ten in number, in the medullary portion of the kidney, having their apices directed toward the pelvis and their bases toward the cortex. **M. rete mirabile,** the network formed by the ultimate ramifications of the pulmonary artery. **M. stigmata,** the orifices of the capillary veins that join the branches of the splenic vein at right angles. **M. stratum,** the rete mucosum of the epidermis. **M. tuft,** a glomerule of the kidney.

malposition (*mal-po-zish'-un*) [*mal-; position*]. An abnormal position of any part or organ, especially of the fetus.

malpractice (*mal-prak'-tis*) [*mal-; practice*]. Improper treatment through carelessness, or ignorance, or intentionally; treatment of a disease by a method contrary to that taught by experience; also, the unlawful production of an abortion.

malpraxis (*mal-prax'-is*). Same as malpractice.

malpresentation (*mal-pre-sen-ta'-shun*) [*mal-; presentation*]. In obstetrics, such a position of the child at birth that delivery is difficult or impossible.

malt, maltum (*mawlt, mawl'-tum*) [AS., *mealt*]. Grain which has been soaked, made to germinate, and dried. The *maltum* of the U. S. P. is the grain of common barley, *Hordeum distichon*, made to germinate by warmth and moisture, and then baked so as to arrest the germinating process. The germinated grains contain diastase, dextrin, and maltose, as well as proteids. Malt is used as a nutrient in wasting diseases. **m. extract** (*extractum malti*, U. S. P.). Dose 1–4 dr. (4–16 Cc.). **m. fluidextract of.** Dose ½–2 oz. (15–60 Cc.). **m.-liquors,** infusions of malt fermented so as to contain alcohol. Those in common use are beer, ale, and porter. *Beer* is made by a comparatively slow fermentation, and contains about 2.5% of alcohol. *Ale* and *porter* are fermented more rapidly, and contain about 4.7% of alcohol. The malt used in making porter is browned, giving the liquor a darker color. **m.-sugar,** maltose.

Malta fever. See *fever, Mediterranean*.

maltaffin (*mawlt'-af-fin*). Trade name of a combination of malt extract with liquid hydrocarbon oil.

maltase (*mawl-tās'*). An enzyme found in the saliva and pancreatic juice which converts maltose into dextrose.

Malthus, doctrine of (*mal'-thus*) [Thomas Robert *Malthus*, English political economist, 1766–1834]. The doctrine that the increase of population is proportionately greater than the increase of subsistence. Syn., *Malthusianism*.

maltine (*mawl'-tēn*) [*malt*]. A name given to various proprietary preparations of malted wheat or barley, useful as food for invalids.

maltobiose (*mawl-to-bi'-ōs*). Maltose.

maltodextrin (*mawl-to-deks'-trin*). A form of dextrin convertible into malt.

maltol (*mawl'-tol*), $C_7H_6O_3$. A constituent of malt caramel, an odorless substance soluble in hot water.

maltopepsine (*mawl-to-pep'-sin*). Trade name of a preparation containing malt and pepsin

maltosazone (*mawl-to'-saz-ōn*). An osazone formed from maltose.

maltose (*mawl'-tōs*) [*malt*], $C_{12}H_{22}O_{11} + H_2O$. A variety of sugar formed, together with dextrin, by the action of malt diastase upon starch.

maltosuria (*mawl-tōs-ū'-re-ah*) [*maltose; οὖρον*, urine]. The presence of maltose in the urine.

maltova (*mawl-to'-vah*). A concentrated food said to be a combination of the proteids of egg.

maltoyerbin (*mawl-to-yer'-bin*). An expectorant said to consist of malt and yerba santa.

malturned (*mal-turnd'*). Term applied to a tooth so turned on its central axis as to stand in malposition.

maltzyme (*mawlt'-zīm*). A concentrated diastasic extract of malt; indicated in starchy indigestion. Dose 1–2 tablespoonfuls (15–30 Cc.) during or after meals

maltzyn (*mawlt'-zin*). Trade name for a malt extract which can be had alone both as a liquid and in crystalline form, also in various combinations with other remedial agents.

malum (*ma'-lum*) [*malum*, evil]. Disease. **m. Ægyptiacum,** diphtheria. **m. articulorum.** Synonym of *rheumatism* and of *gout*. **m. articulorum senilis.** Synonym of *arthritis deformans*. **m. caducum,** the falling sickness, or epilepsy. **m. Cotunnii,** sciatica. **m. coxæ.** Synonym of *hip disease*. **m. perforans pedis,** perforating ulcer of the foot **m. pilare,** trichinosis. **m. primarium,** a primary or idiopathic disease. **m. Rustii,** a form of cervical Pott's disease described by Rust. **m. arteriarum senilis,** senile endarteritis deformans. **m. venereum.** Synonym of *syphilis*.

malunion (*mal-ū'-nyon*). Incomplete union or union in a faulty position of the fragments of a fractured bone.

Malva (*mal'-vah*) [L., "mallow"]. The mallow; a genus of malvaceous plants. The leaves of *M.*

alcea, *M. rotundifolia*, and *M. sylvestris* are used as demulcents.

Maly's test for hydrochloric acid in stomach-contents (*mah'-le*) [Richard Leo *Maly*, Austrian chemist, 1839–1864]. Place the filtered contents of the stomach in a glass dish, and add ultramarine sufficient to make it blue. Suspend a piece of lead-paper in the upper part of the dish, and cover with a watch-glass. Warm this on the water-bath for 15 minutes, and in the presence of HCl the blue color will change to brown and the lead-paper will become dark, owing to the development of H_2S.

mamanpian (*mah-mahn-pe-ahn'*) [Fr.]. The prominent ulcer of frambesia.

mamelon (*mam'-el-on*). A nipple; boss; hemispherical projection.

mamelonated (*mam'-el-on-a-ted*). Having nipple-like elevations.

mamilla (*mam-il'-lah*). See *mammilla*.

mamma (*mam'-ah*) [L.. *pl. mammæ*]. The breast; the milk-secreting gland of the mother. **m. aberrans**, supernumerary breast. **m. erratica**, supernumerary breast. **m. virilis**, the male breast.

mammal (*mam'-al*). An individual of the class *Mammalia*.

mammalgia (*mam-al'-je-ah*) [*mamma*; ἄλγος, pain]. Pain in the mamma.

Mammalia (*mam-a'-le-ah*) [*mamma*]. A division of the class of vertebrates including all animals that suckle their young.

mammary (*mam'-a-re*) [*mamma*]. Pertaining to the mammæ. **m. artery.** See under *artery*. **m. gland.** See *gland, mammary*. **m. line**, the vertical line passing through the nipple.

mammate (*mam'-āt*) [*mamma*, breast]. Having mammæ or breasts.

mammectomy (*mam-ek'-to-me*) [*mamma*, breast; ἐκτομή, excision]. Excision or amputation of the breast.

mammiform (*mam'-if-orm*) [*mamma*, breast; *forma*, shape]. Breast-shaped; shaped like a cone whose apex is rounded.

mammilla (*mam-il'-ah*) [dim. of *mamma*]. A small prominence or papilla; nipple. **m. of breast**, the nipple or teat.

mammillaplasty (*mam-il'-ap-las-te*) [*mammilla*; πλάσσειν, to mold]. A plastic operation for the purpose of elevating a depressed nipple.

mammillary (*mam'-il-a-re*) [*mammilla*]. Nipple-shaped; pertaining to nipple.

mammillated (*mam'-il-āt-ed*). Covered upon the surface with nipple-like proturberances.

mammillation (*mam-il-a'-shun*) [*mammilla*]. A granulation, especially on some mucous surface.

mammilliform (*mam-il'-e-form*) [*mammilla*; *forma*, form]. Nipple-shaped

mammilliplasty (*mam-il'-ip-las-te*) [*mammilla*, nipple; πλάσσειν, to shape]. Plastic surgery of the nipple.

mammillitis (*mam-il-i'-tis*) [*mammilla*, nipple; ῖτις, inflammation]. Inflammation of the nipple.

mammilloid (*mam'-il-oid*) [*mammilla*, nipple; εἶδος, like]. Nipple-shaped.

mammillose (*mam'-il-ōs*). Having many nipples or nipple-shaped processes.

mammin (*mam'-in*) [*mamma*, breast]. A preparation of mammary glands.

mammitis (*mam-i'-tis*). See *mastitis*.

mammose (*mam'-ōs*) [*mamma*]. Having full or abnormally large breasts.

mammotomy (*mam-ot'-o-me*). See *mastotomy*.

mamos (*mam'-os*). Trade name applied to a preparation of mammary gland substance.

manaca (*man'-ak-ah*) [Braz., *manacan*]. The root of *Franciscea* or *Brunfelsia uniflora*, known in Brazil as "vegetable mercury." It is used as an antisyphilitic, diuretic and cathartic.

manchineel (*man-chin-ēl'*). See *Hippomane mancinella*.

mancinism (*man'-sin-izm*) [*mancus*, imperfect, maimed]. Left-handedness.

mancona bark (*man-ko'-nah*). Erythrophleum.

Mandel's test for proteins (*man'-del*) [John A. *Mandel*, American chemist]. Add to the proteid solution a 5% solution of chromium trioxide and a precipitate will be formed.

Mandelbaum's reaction (*man'-del-bowm*) [M. *Mandelbaum*, German physician]. The thread-reaction.

mandible, mandibula (*man'-dib-l, man-dib'-ū-lah*) [*mandere*, to chew]. The inferior maxillary bone.

mandibular (*man-dib'-ū-lar*) [*mandible*]. Pertaining to the mandible, or lower jaw.

mandibulopharyngeal (*man-dib-ū-lo-far-in'-je-al*). Pertaining to the mandible and the pharynx.

mandioca (*man-de-o'-kah*). See *manioc*.

Mandl's solution (*mahndl*) [Louis *Mandl*, Hungarian physician, 1812–1881]. A solution consisting of iodine gr. 5, potassium iodide gr. 10, phenol gr. 2, and glycerin 4 drams; used locally in catarrhal inflammations.

mandragora (*man-drag-o'-rah*) [μανδραγόρας, the mandrake]. The mandrake. A genus of solanaceous plants. *M. officinalis* has been used as a narcotic and hypnotic. It and other species contain an alkaloid, *mandragorine*, $C_{17}H_{23}NO_3$, resembling atropine in action.

mandrake (*man'-drāk*). See *mandragora* and *podophyllum*.

mandrel, mandrin (*man'-drel, man'-drin*) [Ger.]. The firm guide or stylet (usually of metal) that gives rigidity to a flexible catheter while it is being inserted.

manducation (*man-dū-ka'-shun*) [*manducatio*, a chewing]. The chewing or mastication of food.

manducatory (*man-dū'-kat-or-e*) [*manducare*, to chew]. Pertaining to manducation.

manganese, manganum (*man'-gan-ēz, man'-ganum*) [an altered form of *magnesium*]. Symbol Mn; atomic weight 54.93; quantivalence II, IV, VI. A brittle, hard, grayish-white metal, having a specific gravity of 7.2, and resembling iron in properties. It forms several oxides, the highest of which, Mn_2O_7, forms an acid, $HMnO_4$, from which salts, the permanganates, are produced. **m. albuminate**, used in chlorosis and anemia. **m. arsenate**, $MnHAsO_4$, alterative and tonic. Dose $\frac{1}{10}$–$\frac{1}{5}$ gr. (0.002–0.013 Gm.). **m. carbonate**, $MnCO_3$, used as a tonic in anemia and chlorosis. Dose 8–40 gr.(0.52–2.6 Gm.). **m. citrate**, $MnHC_6H_5O_7$, used as a tonic and astringent instead of iron citrate. Dose 1–3 gr. (0.065–0.2 Gm.). **m. dioxide, precipitated** (*mangani dioxidum præcipitatum*, U. S. P.), MnO_2, black oxide of manganese, is tonic and alterative, and has been used in syphilis, chlorosis, in various skin diseases, and in certain forms of dyspepsia. Dose 3–20 gr. (0.2–1.3 Gm.). It is employed in the arts, and in laboratories for the purpose of obtaining chlorine and oxygen. **m. glycerinphosphate**, $MnPO_4C_3H_5(OH)_2+H_2O$, used in neurasthenia. Dose 2 gr. (0.13 Gm.) 3 times daily. **m. hypophoshite** (*mangani hypophosphis*, U. S. P.), $Mn(H_2PO_2)_2 + H_2O$. Dose 10–20 gr. (0.65–1.3 Gm.). **m. lactate**,

$Mn(C_6H_9O_8) + 3H_2O$, tonic. Dose 1–5 gr, (0.065–0.32 Gm.). **m. oleate,** $Mn(C_{18}H_{33}O_2)_2$, used in chlorosis and anemia. **m. oxalate,** $MnC_2O_4 + 2H_2O$, a desiccant. **m. peptonate,** is used as a tonic in anemia and chlorosis. Dose 20–60 gr. (1.3–4.0 Gm.). **m. saccharate,** used as a tonic in anemia. **m. salicylate,** $Mn(C_7H_5O_3)_2$, tonic, alterative, and antirheumatic. Dose 2–10 gr. (0.13–0.65 Gm.). **m. sulphate** (*mangani sulphas*, U. S. P.), $MnSO_4 + 4H_2O$, has been used as a substitute for iron in anemia, and as a cholagogue. Dose 5–20 gr. (0.32–1.3 Gm.). **m. sulphite,** $MnSO_3$, tonic, cholagogue, and antiseptic. Dose 5–20 gr (0.32–1.3 Gm.). **m. sulphocarbolate,** $Mn(C_6H_5SO_4)_2 + 7H_2O$, tonic and antiseptic. Dose 3–15 gr. (0.2–1.0 Gm.).

manganic (*man-gan'-ik*). Referring to manganese when it has a valence of four.

manganicopotassic (*man-gan-ik-o-po-tas'-ik*). Containing manganese as a bivalent radical and potassium.

manganization (*man-gan-iz-a'-shun*) [μάγγανον, philter]. Adulteration of drugs.

manganous (*man'-gan-us*). Referring to manganese when it has a valence of two.

mangasol (*man'-gas-ol*). Magnesium chlorphenolsulphonate, used as an antiseptic powder. Dose, 10–20 gr. (0.6–1.2 gm.).

mange (*mānj*) [Fr., *manger*, to eat]. A parasitic skin disease of horses, cattle, and dogs, resembling scabies, and due to various species of *acarus*.

mango (*man'-go*) [Pl., *manga*, mango]. The fruit of *Mangifera indica;* the seeds are said to be anthelmintic; and the bark is said to be astringent and tonic to the mucous membranes.

mangosteen (*man'-go-stēn*) [Pg., *manga*, mango], $C_{10}H_{22}O_5$. A crystalline, bitter principle found in the pericarp of *Garcinia mangostana*.

mania (*ma'-ne-ah*) [μανία, madness]. A form of insanity marked by great mental and emotional excitement, by hallucinations, delusions, physical excitement, and often a tendency to violence. **m. alcoholic,** acute mania of alcoholic origin. It differs from delirium tremens, although the term is sometimes used synonymously with it. **m. à potu.** See *delirium tremens.* **m., Bell's,** an acute delirium running a rapidly fatal course, with slight fever, and in which postmortem no lesions are found sufficient to account for the symptoms. There are the wildest hallucinations, insomnia, and intense excitement, followed by a condition called typhomania, with elevation of temperature, dry tongue, and rapid, feeble pulse. **m., dancing,** an epidemic of choreic or convulsive movements. **m., epileptic,** a maniacal outburst in an epileptic, often associated with a destructive tendency. **m., paroxysmal,** a paroxysmal neurosis in which the attacks take the form of transitory mania. **m., puerperal,** a form of mania or abnormal mental action sometimes following childbirth. **m., religious,** mania in which the central idea is religious in character, or in which a powerful religious emotion has been the exciting cause. **m., transitory,** frenzied attacks of short duration.

maniac (*ma'-ne-ak*) [*mania*]. An insane person; one affected with mania.

maniacal (*man-i'-a-kal*). Pertaining to, or characterized by, mania.

manic (*man'-ik*). Pertaining to mania. **m. depressive insanity,** cyclothymia; see *insanity, circular.*

manicure (*man'-ik-ūr*) [*manus*, the hand; *cura* care]. 1. The processes employed in caring for and beautifying the hand. 2. One who professionally attends to the care of the hands and nails.

manigraph (*man'-ig-raf*) [μανία, mania; γράφειν, to write]. An alienist. An expert in insanity.

manigraphy (*man-ig'-ra-fe*) [μανία, madness; γράφη, writing]. A treatise on, or the science of, insanity.

Manihot (*man'-e-hot*) [L.]. A genus of euphorbiaceous plants, yielding cassava and tapioca.

manikin (*man'-ik-in*) [OF., *manequin*, a puppet]. A model of the body, made of plaster, papier-mâché, or other material, and showing, by means of movable parts, the relations of the organs.

Manilow's reaction. See *Manoiloff's.*

maniluvium (*man-il-oo'-ve-um*) [*manus*, hand; *lavare*, to wash]. A hand-bath; a wash or lotion for the hands.

manioc (*man'-e-ok*) [Sp., *mandioca*]. The cassava-plant or its product, tapioca. See *manihot.*

maniphalanx (*man-e-fa'-lanks*) [*manus*, hand], A phalanx of the hand; a bone of a finger.

maniple (*man'-ip-l*) [*manipulus*, from *manus*, hand]. A handful, or pugil.

manipulation (*man-ip-ū-la'-shun*) [see *maniple*]. A handling; the use of the hands for the purpose of performing some work in a skilful manner, such as reducing a dislocation, returning a hernia into its cavity, or changing the position of a fetus. **m. conjoined,** the use of both hands in some obstetrical or gynecological procedure, one being in the vagina and the other on the abdomen.

manipulus (*man-ip'-ū-lus*). See *maniple.*

Mann's sign. Diminished resistance of the scalp to the galvanic current in traumatic neuroses.

Mann's sign [John Dixon *Mann*, English physician, 1840–1912]. A disturbance of the normal balance of the muscles in the two orbits so that one eye appears to be on a lower level than the other; it is seen in exophthalmic goiter and other affections characterized by tachycardia.

manna (*man'-ah*) [μάννα, manna]. The concrete, saccharine exudation of the flowering ash, *Fraxinus ornus*, and other trees. Manna contains a sweet principle, *mannite* or *mannitol*, $C_6H_{14}O_6$, a sugar, a purgative principle, and a mucilage. Some specimens contain also a glucoside, *fraxin.* Manna is a mild laxative. Dose 1–2 oz. (32–64 Cc).

Mannaberg's sign (*mah'-nah-bairg*) [Julius *Mannaberg*, Austrian physician, 1860–]. Accentuation of the second pulmonic sound of the heart is frequently found in abdominal disease, especially in appendicitis.

Manning's exanthem. A septicemic exanthem occurring as a grave complication of scarlatina and diphtheria.

mannitan (*man'-it-an*) [μάννα, manna], $C_6H_{12}O_5$. A sweet, syrupy substance produced by the action of sulphuric acid on mannite. **m. diacetate,** a compound of mannitan and acetic acid. Syn., *acetite.*

mannite (*man'-īt*). See *manna* and *mannitol.*

mannitol (*man'-it-ol*). See under *manna.* **m. hexanitrate,** a vasodilator. **m. pentanitrate,** a body resulting from action of pyridine on mannitol hexanitrate. It reduces blood-pressure.

mannitose (*man'-it-ōs*) [μάννα, manna], $C_6H_{12}O_6$. An amorphous substance, isomeric with levulose, but optically inactive, obtained from mannite by oxidation.

Mannkopff's sign, M.-Rumpf's sign [Emil Wilhelm *Mannkopff*, German physician, 1836–1918]. Acceleration of the pulse on pressure over painful points in traumatic neuroses.

mannose (*man'-ōs*) [*manna*], $C_6H_{12}O_6$. The aldehyde of mannitol. It exists in three forms, dextromannose, levo-mannose, and inactive mannose.

Manoiloff's reaction. A blood reaction to determine the cause of contrary sex feelings in male or female; of doubtful value.

manol (*man'-ol*). A proprietary remedy for whooping-cough. Syn., *Succus anisi ozonatus.*

manola (*man-o'-lah*). Trade name of a preparation of cod-liver oil, alcohol, coca, quinine, phosphates and other substances.

manolymph (*man'-o-limf*) [μανός, rare, single or separate; *lympha*, lymph]. Warthin's term for certain hemolymph glands. See *gland, hemolymph.*

manometer (*man-om'-et-er*) [μανός, rare; μέτρον, a measure]. An instrument for measuring the tension of liquids and gases, consisting either of a bent tube filled with mercury (*mercurial manometer*), or a spring (*spring manometer*), connected with a writing-style.

manometric (*man-o-met'-rik*) [*manometer*]. Pertaining to a manometer or to tracings obtained by means of a manometer. **m. flames,** flames of different heights and characters seen in a rotating mirror and due to the reflection of a pulsating gas-flame when the supplying gas is set in motion by sound-waves. Syn., *Koenig's flames.*

manoscope (*man'-o-skōp*) [μανός, thin; σκοπεῖν, to view]. An instrument for determining the density of air.

mansa (*man'-sah*). The rhizome of *Houttuynia californica;* it is used in malaria and dysentery.

Manson's pyosis (*man'-sun*) [Sir Patrick *Manson*, English physician, 1844–1922]. A contagious eruption of vesicles or bullæ which become purulent but do not ulcerate.

mantle (*man'-tl*). That portion of the brain substance including the convolutions, corpus callosum, and fornix; also called brain mantle, and pallium.

Mantoux test. See *Mendel's t.*

manual (*man'-ū-al*) [*manus*]. Pertaining to the hands; performed by the hands.

manubrial (*man-ū'-bre-al*). Pertaining to a manubrium.

manubriate (*man-ū'-bre-āt*) [*manubrium*]. Furnished with a handle or handle-shaped process.

manubrium (*man-ū'-bre-um*) [L.]. 1. A handle. 2. The first or upper piece of the sternum. **m. of malleus,** the handle-shaped process of the malleus of the ear. **m. manus,** the radius. **m. of sternum, m. sterni.** See *manubrium* (2).

manuduction (*man-ū-duk'-shun*) [*manus*, hand; *ductio*, a leading]. The operations performed by the hands in surgical and obstetrical practice.

manudynamometer (*man-ū-di-nam-om'-et-er*) [*manus;* δύναμις, force; μέτρον, measure]. An instrument which indicates the force exerted by the thrust of an instrument; used by dentists.

manus (*ma'-nus*) [L.]. The hand. **m. cava,** excessive concavity of the palm of the hand. **m. curta, m. distorta,** club hand. **m. extensa,** club hand with a backward deviation. **m. aflexa,** club hand with a forward deviation. **m. valga,** club hand with ulnar deviation. **m. vara,** club hand with radial deviation.

manustupration (*man-ū-stū-pra'-shun*) [*manus; stuprare*, to ravish]. Masturbation.

manyplies (*men'-ip-līz*) [AS., *manig*, many; *plicare* to fold]. The third compartment in the stomach of ruminants. Syn., *omasum; psalterium.*

Manz's glands [Wilhelm *Manz*, German ophthalmologist, 1833–]. Utricular glands found in the orbital conjunctiva near the margin of the cornea.

manzanita (*man-zan-e'-tah*). The *Arctostaphylos glauca*, a Californian plant whose leaves are said to be tonic and diuretic.

M. A. O. Abbreviation for Master of the Art of Obstetrics.

mappy tongue (*map'-e tung*). See *geographical tongue.*

Maragliano's endoglobular degeneration (*mah-rahl-yah'-no*) [Edoardo *Maragliano*, Italian physician, 1849–]. Vacuole-like areas seen in red blood-cells after exposure to the air. These areas are probably the result of coagulation necrosis.

Marañon's sign (*mah-rahn-yōn'*) [—— *Marañon*, Spanish physician]. In exophthalmic goiter, if the skin of the throat is rubbed or pinched, a pronounced vasomotor reaction occurs.

maransis (*mar-an'-sis*). Synonym of *marasmus.*

maranta (*mar-an'-tah*). See *arrowroot.*

marantic (*mar-an'-tik*) [μαραίνειν, to make lean]. Pertaining to marasmus. **m. clot,** a blood-clot produced by slowing of the circulation in depressed states of the system. **m. thrombosis,** thrombosis due to general malnutrition.

maraschino (*mar-as-ke'-no*) [Sp.]. A cordial made from marasca cherries.

marasmatic (*mar-az-mat'-ik*). Synonym of *marasmic.*

marasmic (*mar-az'-mik*) [*marasmus*]. Affected with marasmus.

marasmoid (*mar-az'-moid*) [μαρασμός, decay; εἶδος, like]. Resembling or simulating marasmus.

marasmopyra (*mar-az-mop'-ir-ah*) [μαρασμός, wasting; πῦρ, fire]. Hectic fever.

marasmus (*mar-az'-mus*) [μαραίνειν, to grow lean]. A gradual wasting of the tissues of the body from insufficient or imperfect food-supply. There is either no organic lesion or gastrointestinal catarrh.

marbleization (*marbl-i-za'-shun*). Becoming veined or marbled.

marc (*mark*) [Fr., "dregs"]. 1. A by-product in the manufacture of wines, consisting of the stems, skins, and stones of the grapes. 2. The residue remaining after the expression of the oil from certain fruits.

Marchand's adrenals (*mar'-shant*) [Felix *Marchand*, German pathologist, 1846–]. Accessory adrenals in the broad ligament.

Marchi's bundle, M.'s tract (*mar'-ke*) [Vittorio *Marchi*, Italian physician]. See *Loewenthal's tract.*

marcid (*mar'-sid*) [*marcidus, marcere*, to wither]. 1. Shrunken; wasted. 2. Accompanied or characterized by wasting.

Marckwald's operation (*mark'-valt*) [Max *Marckwald*, German surgeon, 1844–]. Removal of two wedge-shaped pieces from the cervix uteri, and then suturing; in stenosis of the external os.

marcor (*mar'-kor*). See *marasmus.*

mare's-tail. Erigeron.

Maréchal test for bile-pigments (*mar-a-shal'*) [Louis Eugene *Maréchal*, French physician]. See *Smith's reaction.*

mareo (*mar'-e-o*) [Span.]. Mountain sickness. A malady characterized by nausea and violent

headache, occasionally overcoming persons who ascend to high altitudes.

maretin (*mar'-et-in*). Trade name of metatolylhydrazine carbonate, a coal-tar antipyretic and analgesic.

Marey's law (*ma'-re*) [Etienne Jules *Marey*, French physiologist, 1830–1904]. A high-tension pulse is a slow pulse.

Marfan's disease (*mar-fahn'*) [A. B. *Marfan*, French physician]. Spastic paraplegia found in children who have hereditary syphilis. **M.'s tongue sign.** A coated tongue with a red triangle at the tip, sometimes present in typhoid fever in infants.

margarate (*mar'-gar-āt*). The product of margaric acid and a base.

margaric acid (*mar-gar'-ik*). See *acid, margaric*. **m.-acid crystals,** needle-shaped crystals consisting of compounds of the fatty acid, found in foci of fatty degeneration, in the urine, etc.

margarin (*mar'-gar-in*) [*μάργαρος*, the pearl-oyster]. 1. A margarate of glyceryl, especially glyceryl trimargarate, $C_3H_5(C_{17}H_{33}O_2)_3$, found in butter 2. An artificial substitute for butter. See *oleomargarin*. **m.-needles,** fatty crystals found in putrid bronchitis and pulmonary gangrene.

margaritoma (*mar-gar-it-o'-mah*) [*μάργαρος*, the pearl-oyster; *ὄμα*, a tumor]. Virchow's term for a true primary cholesteatoma-formation in the auditory canal.

margarone (*mar'-ga-rōn*). See *palmitone*.

margin (*mar'-jin*) [*margo*, border, or edge]. The boundary or edge of any surface. **m., gum,** the termination of the gums at the neck of the teeth.

marginal (*mar'-jin-al*) [*margo*, margin]. Pertaining to the margin or border. **m. convolution.** See *convolution, marginal*.

marginoplasty (*mar-jin-o-plas'-te*) [*margo*, margin; *πλάσσειν*, to shape]. Plastic surgery of the marginal portion of the eyelid.

margo (*mar'-go*) [L., *pl.*, *margines*]. A margin, edge, or border.

margosic acid (*mar-go'-sik*). A mixture of fatty acids of the oil derived from the seeds of the margosa tree.

Marie's disease (*mar-ee'*) [Pierre *Marie*, French physician, 1853–]. 1. Akromegaly. 2. Hereditary cerebellar ataxia. 3. Hypertrophic pulmonary osteoarthropathy. 4. Spondylosis rhizomelica; ankylosis of the spinal column and of the coxofemoral, less frequently also of the scapulohumeral articulations The affection is identified with Struempell's disease (*2*). **M.'s quadrilateral,** a four-sided space bounded in front by the anterior limiting sulci of the island of Reil, behind by the posterior limiting sulci of the island of Reil, internally by the wall of the lateral ventricle, and externally by the surface of the island of Reil. **M.'s symptom,** tremor of the hands or the extremities or the whole body in exophthalmic goiter.

Marie-Kahler's symptom. See *Marie's symptom*.

Marie-Robinson's syndrome. A variety of diabetes with melancholia, insomnia, impotence, and the presence in the urine of a levulose that disappears rapidly on the suppression of carbohydrates.

Marie Struempell disease. See *Marie's disease* (4).

marigold (*mar'-ig-ōld*). See *calendula*.

Marinesco's hand (*mar-in-es'-ko*). In syringomyelia, the hand becomes cold, livid, and edematous.

marinol (*mar'-in-ol*). Trade name of a preparation of cod liver oil with salts of sea water and marine algæ.

Mariotte's blind spot (*mar-e-ot'*) [Edme *Mariotte*, French physicist, 1620–1684]. The optic papilla **M.'s experiment,** to demonstrate the existence of the blind spot a sheet of paper, on which a cross and a circular spot are marked, is held a short distance in front of the eyes the left eye being directed steadily on the cross while the right eye is closed. On moving the paper away slowly a point will be reached where the spot is no longer visible, but it reappears when the distance is increased. **M.'s law.** See *Boyle's law*.

mariscous (*mar-is'-kus*) [*marisca*, hemorrhoid]. Pertaining to hemorrhoids

maritonucleus (*mar-it-o-nū'-kle-us*) [*maritus*, married; *nucleus*, a little nut]. The nucleus of an ovum after fecundation.

Marjolin's ulcer (*mar-zho-lan'*) [René *Marjolin*, French physician, 1812–1895]. A slowly progressive, malignant ulcer with peculiar, wart-like growths commencing on a cicatrix.

marjoram (*mar'-jo-ram*). See *origanum*.

mark. Birth-mark, or mother's mark; nevus **m., portwine.** See *nevus*.

markasol (*mar'-kas-ol*). Bismuth borophenate, used as a substitute for iodoform

marl. A mixture of clay, sand, and amorphous calcium carbonate.

Marmorek's serum (*mar'-mo-rek*) [Alexander *Marmorek*, Austrian physician, 1865–]. A polyvalent serum obtained by the inoculation of animals with streptococci of various origin.

marmorekin (*mar-mor'-e-kin*). 1. Streptococcus antitoxin 2. Marmorek's serum.

Marochetti's vesicles. Small vesicles sometimes seen on the under surface of the tongue in cases of rabies.

Marris's test (*mar'-is*) [H. F. *Marris*]. The pulse rate is increased by about 20 or more beats a minute after a hypodermic injection of $\frac{1}{30}$ gr of atropine sulphate; this occurs in health and in fevers other than typhoid or paratyphoid; in these latter fevers there is no increased pulse rate.

marrol (*mar'-ol*). A dietetic said to contain ox-marrow and extract of hops and of malt.

marrow (*mar'-o*) [AS., *mearh*]. The fatty substance contained in the medullary canal of long bones and in the interstices of cancellous bone. In early life the marrow of all bones is red (*red marrow*), but later that within the shafts of long bones assumes a light color (*yellow marrow*). Red marrow is composed of a delicate reticulum of connective tissue containing blood-vessels, large connective-tissue cells, some of which in growing bone become osteoplasts (*marrow-cells*), giant-cells (*myeloplaxes*), and red corpuscles in various stages of formation. In yellow marrow most of the cells have been transformed into fat-cells. The function of bone-marrow is probably the formation of red corpuscles. In certain forms of anemia the marrow undergoes profound changes; that of the shafts of the long bones may return to its embryonic condition. Bone-marrow has been used in the treatment of pernicious anemia. **m.-space,** a cavity in the cancellous tissue of bone, containing marrow. **m., spinal,** the spinal cord.

marrubiin (*mar-oo'-be-in*) [*marrubium*, horehound]. The crystalline, neutral, bitter substance found in horehound.

marrubin (*mar-oo'-bin*). A glycerin extract of red bone marrow.

marrubium (*mar-oo'-be-um*) [L.]. Hoarhound. The *marrubium* of the U. S. P. is the dried leaves and tops of *M. vulgare* of the order *Labiatæ*. It contains a volatile oil, a bitter principle, *marrubiin*, tannin, resin, and lignin. At present hoarhound is mainly employed in the form of candy or syrup in catarrhal affections of the respiratory tract.

Marsden's mucilage or **paste** (*mars'-den*) [Alexander Edwin *Marsden*, English surgeon, 1832–1902]. A caustic paste consisting of one part of white arsenic to two of gum arabic; formerly used in the treatment of cancer.

Marsh's disease [Sir Henry *Marsh*, Irish physician, 1790–1860]. Exophthalmic goiter.

Marsh's test for arsenic [James *Marsh*, English chemist, 1794–1846]. Introduce the substance into a flask with dilute sulphuric acid and zinc. Light a jet, and permit it to impinge on cold porcelain, or heat the delivery-tube, when a steel-white mirror of metallic arsenic is deposited. This may be distinguished from a similar deposit of antimony by the solubility of the arsenical mirror in potassium hypochlorite

Marshall's oblique vein (*mar'-shal*) [Andrew *Marshall*, Scotch anatomist, 1742–1813]. A partially obliterated vein that passes along the posterior aspect of the left auricle and opens into the coronary sinus near its termination. **M.'s vestigial fold**, a fold of the pericardium extending from the left branch of the pulmonary artery to the left superior pulmonary vein. It contains a fibrous cord that represents the lower part of the left superior vena cava, a vessel commonly found in mammals, but rarely in man.

Marshall-Hall's disease. See *Hall's disease.*

marsh-fever. See *malarial fever.*

marsh-gas. See *methane.*

marshmallow. See *althea.*

marsitriol (*mar-sil'-re-ol*). A proprietary preparation of iron (ferrum glyceroarsenate]. Dose ½ gr. (0.01 Gm.).

marsupia patellaria (*mar-sū'-pe-ah pat-el-a'-re-ah*). The alar ligaments of the knee-joint.

marsupialization (*mar-sū-pe-al-i-za'-shun*) [μάρσιπος, a pouch]. The operation, recommended in certain cases of ovarian tumor, of raising the borders of the evacuated tumor-sac to the edges of the abdominal wound and stitching them there so as to form a pouch.

marsupium (*mar-sū-pe-um*). 1. A pouch. 2. The scrotum.

marsyle (*mar'-sil-e*). A commercial name for iron cacodylate.

Martegiani's area (*mar-te-zje-ah'-ne*). The slight widening of the hyaloid canal at its beginning in front of the optic disc.

martial (*mar'-shal*) [*mars*, iron]. Containing iron.

Martin's bandages (*mar'-tin*) [Henry Austin *Martin*, American surgeon, 1824–1884]. Rubber bandages, from 5 to 21 feet in length, used for making compression of a limb for the cure of ulcers, varicose veins, etc. **M.'s depilatory**, calcium sulphhydrate. **M.'s disease**, a periosteo-arthritis of the foot induced by too prolonged marching. **M.'s hemostatic**, surgeon's agaric impregnated with ferric chloride.

Martin's tube (*mar'-tin*) [August *Martin*, German gynecologist, 1847–]. A drainage tube equipped with a cross piece to keep it from slipping out.

Martinotti's cells (*mar-tin-ot'-e*) [Giovanni *Martinotti*, Italian physician]. Ganglion-cells of the cerebral cortex, giving off a short axis-cylinder process at right angles to the surface.

martol (*mar'-tol*). A semifluid extract obtained from the shells of cacao-bean, consisting of carbohydrates, phosphates, iron tannate, etc.

Maruta (*ma-roo'-tah*) [L.]. A genus of herbs of the order *Compositæ*. *M. cotula*, may-weed, or dog's-fennel, is used as a substitute for camomile.

Marylebone cream (*mar'-e-le-bōn*). An emulsion of linseed oil and olive oil; used as an aid in artificial feeding. It does not contain the fat soluble A vitamines.

maschaladenitis (*mas-kal-ad-en-i'-tis*) [μασχάλη, axilla; ἀδήν, gland; ῖτις, inflammation]. Inflammation of the glands of the axilla.

maschale (*mas'-kal-e*) [μασχάλη, axilla]. Axilla, armpit.

maschaleous (*mas-kal'-e-us*) [μασχάλη, axilla]. Pertaining to the axilla.

maschalephidrosis (*mas-kal-ef-id-ro'-sis*) [μασχάλη, armpit, ἐφίδρωσις, sweating]. Sweating in the axillæ.

maschaliatria (*mas-kal-e-a'-tre-ah*) [μασχάλη, axilla; ἰατρεία, treatment]. Treatment by inunctions in the axilla.

maschalister (*mas-kal'-is-ter*) [μασχαλιστήρ, girth, girdle]. The second cervical vertebra, the axis.

maschaloncus (*mas-kal-ong'-kus*) [μασχάλη, axilla; ὄγκος, tumor]. An axillary tumor.

maschalyperidrosis (*mas-kal-ip-er-id-ro'-sis*) [μασχάλη, axilla; ὑπέρ, over; ἵδρωσις, sweating]. Excessive sweating in the armpits.

(von) Maschke's reaction for creatinin (*mash'-keh*). Add a few drops of Fehling's solution to the creatinin dissolved in a cold saturated solution of sodium carbonate. An amorphous, flocculent precipitate is formed in the cold, but better on warming to 50° to 60° C.

masculine, masculous (*mas'-kū-lin, mas'-kū-lus*) [dim, of *mas*, a male] Of the male sex

masculinity (*mas-kū-lin'-it-e*). The characteristics of the male sex.

masculonucleus (*mas-kū-lo-nū'-kle-us*). The male pronucleus

mash. A fermenting mixture of malted grain or potatoes, which is distilled and then made into whiskey.

mask [Fr., *masque*, a mask]. 1. A bandage applied to the face in case of erysipelas, burns or scalds, eczema, etc. 2. Synonym of *chloasma.*

masked (*maskt*) [*mask*]. Covered with a mask; concealed. **m. disease**, one that is concealed by concomitant symptoms.

masochism (*mas'-o-kism*) [Leopold von Sacher-*Masoch*, an Austrian writer]. Sexual perversion in which the pervert takes delight in being subjected to degrading, humiliating, or cruel acts on the part of his or her associate.

masochist (*mas'-o-kist*). One addicted to masochism.

masrium (*mas'-re-um*) [Arab, *masr*, Egypt]. A metal described as a new element, found in Egypt in a mineral first called "Johnsonite." but later masrite.

mass, massa (*mas, mas'-ah*) [*massa*, a mass] 1. An aggregation of particles of matter. 2. A cohesive substance that can be made into pills. **m. action**, chemical action as determined by the masses of the respective substances interacting. **m. action, law of**, chemical action is deter-

mined by the respective amounts of the substances acting in unit-volume, or by the degree of the concentrations present. **m., blue-** (*massa hydrargyri*, U. S. P.). See *mercury mass*. **m. copaiba**, copaiba, 6 parts, mixed with magnesia, 94 parts and water; diuretic and stimulant. Dose 10–30 gr. (0.65–2.0 Gm.). **m., Vallet's** (*massa ferri carbonatis*, U. S. P.), mass of ferrous carbonate.

massage (*mas-ahzh'*), **massaging** [Fr., from μάσσειν, to knead]. A method of rubbing, kneading, or stroking of the superficial parts of the body by the hand or an instrument, for the purpose of modifying nutrition, restoring power of movement, breaking up adhesions, etc. **m., cannon-ball**, the rolling of a three-pound to five-pound cannon-ball covered smoothly with chamois skin or flannel over the course of the colon. **m., electrovibratory**, that performed by means of an electric vibrator. **m., thermic**, stroking or pressing an affected part with a heated object. **m., vapor**, treatment of a cavity by intermittent forcing of a medicated vapor into it. **m, vibratory**, light, rapid percussion either by hand or by an electric apparatus.

massalis (*mas-a'-lis*) [*massa*]. Mercury.

massesis (*mas-e'-sis*). Synonym of *mastication*.

Masset's test (*mah-sa'*) [Alfred Auguste *Masset*. French physician, 1870–]. For bile in the urine; add some potassium nitrite and then a few drops of sulphuric acid; a green color indicates the presence of bile.

masseter (*mas'-e-ter*) [μασητήρ, chewer] One of the muscles of mastication. See *muscle*.

masseteric (*mas-et-er'-ik*) [*masseter*]. Pertaining to the masseter muscle.

masseur (*mas-ur'*) [Fr.]. 1. A man who practises massage. Fem., *masseuse*. 2. An instrument used for mechanical massage.

masseuse (*mas-urz'*) [Fr.]. A woman who practises massage.

massicot (*mas'-ik-ot*) [Fr.], PbO. Lead oxide; litharge.

massive (*mas'-iv*). Heavy. **m. pneumonia**, pneumonia with absolute filling of the air-cells and bronchi with exudate.

massol (*mas'-ol*). The bark of *Massoia aromatica;* it is used in colic, diarrhea, and spasms.

Massol's bacillus (*mas-ol'*) [Léon *Massol*, Swiss bacteriologist, 1837–1900]. The *Bacillus bulgaricus*.

massotherapor (*mas-o-ther'-ap-or*). An apparatus used in massotherapy of ear and nose.

massotherapy (*mas-o-ther'-ap-e*) [*massage;* θεραπεία, therapy]. Treatment by massage.

mastaden (*mas'-ta-den*) [μαστος, breast; ἀδήν, gland]. The mammary gland.

mastadenitis (*mas-tad-en-i'-tis*) [μαστός, breast; ἀδήν, gland; ῖτις, inflammation] Inflammation of the mammary gland.

mastadenoma (*mas-tad-en-o'-mah*) [μάστος, breast; *adenoma*]. Tumor of the breast.

mastalgia (*mas-tal'-je-ah*) [μαστός, breast; ἄλγος, pain] Pain in the breast.

mastatrophia (*mast-at-ro'-fe-ah*) [μαστός, breast; ἀτροφία, atrophy]. Atrophy of the breast.

mastauxe (*mas-tawks'-e*) [μαστός, breast; αὔξη, growth]. Increase in size, or excessive size, of the breast.

mast-cells. See *cells, mast-*.

mastecchymosis (*mas-tek-im-o'-sis*) [μαστός, breast; *ecchymosis*]. Ecchymosis of the breast.

mastectomy [(*mas-tek'-to-me*) [μάστος, breast; ἐκτομή, excision]. Excision, or amputation, of the breast.

mastelcosis (*mast-el-ko'-sis*) [μαστός, breast; ἕλκωσις, ulceration]. Synonym of *masthelcosis*.

masthelcosis (*mas-thel-ko'-sis*) [μαστός, breast. ἕλκωσις, ulceration]. Ulceration of the breast;

mastic, mastiche (*mas'-tik, mas'-tik-e*) [μαστίχη, mastic]. The resin flowing from the incised bark of the *Pistacia lentiscus*, a tree of the *Terebinthaceæ*. It is used as a styptic, as a filling for teeth, and as a microscopic varnish.

mastication (*mas-tik-a'-shun*) [*masticare*, to chew]. The act of chewing.

masticatory (*mas'-tik-a-to-re*) [*mastication*]. 1. Pertaining to mastication or to the muscles of mastication. 2. A remedy to be chewed but not swallowed, used for its local action on the mouth. **m. spasm**, spasm of the muscles of mastication; trismus.

mastiche (*mas'-ti-ke*). See *mastic*.

Mastigophora (*mas-tig-of'-o-rah*) [μάστιξ, whip; φέρειν, to bear] A class of protozoa with flagella.

mastigophorous (*mas-tig-off'-o-rus*) [μαστιγοφόρος, bearing a whip] Flagellate, as certain infusoria or zoospores.

mastigosis (*mas-tig-o'-sis*) [μαστιγοῦν, to whip]. Flagellation as a therapeutic measure.

mastisol (*mas'-te-sol*). Trade name of a mastic varnish, used in the treatment of wounds.

mastitis (*mas-ti'-tis*) [μαστός, breast; ῖτις, inflammation]. Inflammation of the breast. **m., interstitial**, inflammation of the connective tissue of the breast. **m., parenchymatous**, inflammation of the proper glandular substance of the breast.

masto- (*mas-to-*) [μαστός, breast]. A prefix signifying relating to the breast.

mastocarcinoma (*mas-to-kar-sin-o'-mah*). Mammary carcinoma.

mastoccipital. See *mastooccipital*.

mastochondroma (*mas-to-kon-dro'-mah*) [*masto-;* χόνδρος, cartilage]. A cartilaginous tumor of the breast.

mastodealgia (*mas-to-de-al'-je-ah*) [μαστώδης, mastoid; ἄλγος, pain]. Pain in the mastoid process.

mastodeocentesis (*mas-to-de-o-sen-te'-sis*) [μαστώδης, mastoid; κέντησις, a thrust]. Surgical perforation of the mastoid process.

mastodynia (*mas-to-din'-e-ah*) [*masto-;* ὀδύνη, pain]. Pain in the breast.

mastoid (*mas'-toid*) [*masto-;* εἶδος, like]. 1. Breast-shaped, as the *mastoid* process of the temporal bone. 2. The mastoid process. 3. Pertaining to the mastoid process, as *mastoid* foramen, *mastoid* operation. **m. abscess**, an abscess of the mastoid cells. **m. angle**, the posterior inferior angle of the parietal bone. **m. antrum**, a cavity in the mastoid portion of the temporal bone. **m. bone.** See *mastoid process*. **m. cells**, the hollow air-spaces in the mastoid process communicating with the middle ear. **m. disease**, inflammation of the mastoid cells; mastoiditis. **m. foramen.** See *foramen, mastoid*. **m. groove**, the digastric fossa. **m. notch**, the digastric fossa. **m. operation**, paracentesis or eradication of the mastoid cells. **m. portion**, the lower posterior portion of the mastoid bone. **m. process**, the protruding part of the temporal bone felt behind the ear. **m. sinus**, the mastoid cells.

mastoidal, mastoideal, mastoidean (*mas-toi'-dal, mas-tos-de'-al, mas-toi-de'-an*) [*masto-*; εἶδος, like]. Pertaining to the mastoid process.

mastoidealgia (*mas-toi-de-al'-je-ah*) [*masto-*; ἄλγος, pain]. Synonym of *mastodealgia*.

mastoidectomy (*mas-toi-dek'-to-me*) [*mastoid*; ἐκτομή, excision]. Excision of the mastoid cells.

mastoideocentesis (*mas-toi-de-o-sen-te'-sis*) [*mastoid*; κέντησις, a thrust]. Surgical perforation of the mastoid process.

mastoideum (*mas-toi'-de-um*). The mastoid portion of the temporal bone.

mastoiditis (*mas-toid-i'-tis*) [*mastoid*; ῖτις, inflammation]. Inflammation of the mastoid cells. **m., Bezold's.** See *Bezold's mastoiditis*.

mastoidotomy (*mas-toid-ot'-o-me*) [*mastoid*; τέμνειν, to cut]. Incision of the mastoid cells to relieve suppurative mastoiditis

mastologist (*mas-tol'-o-jist*). A specialist in diseases of the mammary apparatus.

mastology (*mas-tol'-o-je*) [*masto-*; λόγος, treatise]. A treatise on the mammary apparatus, its anatomy and diseases.

mastomenia (*mas-to-me'-ne-ah*) [*masto-*; μήν, month]. Vicarious menstruation from the breast.

mastoncus (*mas-ton'-kus*) [*masto-*; ὄγκος, tumor]. Any tumor of the mammary gland or nipple.

mastooccipital (*mas-to-ok-sip'-it-al*) [*mastoid; occiput*]. Pertaining to the mastoid process and the occipital bone.

mastoparietal (*mas-to-par-i'-et-al*) [*mastoid; parietes*, wall]. Pertaining to the mastoid process and the parietal bone.

mastopathy (*mas-top'-ath-e*) [*masto-*; πάθος, disease]. Any disease or pain of the mammary apparatus.

mastopexy (*mas'-to-peks-e*) [*masto-*; πῆξις, a fixing]. Surgical fixation of a pendulous breast.

mastorrhagia (*mas-tor-a'-je-ah*) [*masto-*; ῥηγνύναι, to break forth]. Hemorrhage from the breast.

mastoscirrhus (*mas-to-skir'-us*) [*masto-*; σκίρρος, hard]. A hard cancer of the breast.

mastosis (*mas-to'-sis*) [μαστός, breast]. Enlargement of the breast.

mastospargosis (*mas-to-spar-go'-sis*) [*masto-*; σπάργωσις, swelling]. Enlargement or swelling of a breast, especially that due to excess of milk.

mastosquamous (*mas-to-squa'-mus*) [*mastoid; squamous*]. Pertaining to the mastoid and squamous portions of the temporal bone.

mastosyrinx (*mas-to-sir'-inks*) [*masto-*; σῦριγξ, pipe]. A mammary fistula.

mastotomy (*mas-tot'-o-me*) [*masto-*; τέμνειν, to cut]. Incision of a breast.

mastous (*mas'-tus*) [μαστός, breast]. Having large breasts.

masturbation (*mas-ter-ba'-shun*) [*masturbari*, to pollute one's self]. Production of the venereal orgasm by friction of the genitals.

mastzellen (*mast-tsel-en*). See *cells, mast*.

masurium (*mas-ū'-re-um*). Name of a rare chemical element, newly discovered. Symbol, Ma.

Matas' band (*mat'-as*) [Rudolphr *Matas*, American surgeon, 1860–]. An appliance for occluding blood-vessels while the condition of the collateral circulation is being tested. **M.'s operation.** See under *operations*.

maté (*mah'-ta*) [Sp., *mate*, a vessel]. The leaves of *Ilex paraguayensis*, used in South America as a substitute for tea and coffee. Its properties are due to thein. Syn., *Paraguay tea*.

materia medica (*mat-e'-re-ah med'-ik-ah*) [L., "medical matter"]. The science that treats of the sources and preparations of the drugs and agents used in medicine.

materies morbi (*mat-e'-re-ēz mor'-bi*) [L., "matter of disease"]. The material that is the cause of a disease.

maternal (*ma-ter'-nal*) [*mater*, mother]. Pertaining to the mother. **m. impressions.** See *impressions, maternal*.

maternity (*ma-ter'-nit-e*) [see *maternal*]. 1. Motherhood 2. A lying-in hospital.

maternology (*ma-ter-nol'-o-je*). The study of maternity.

Mathieu's disease (*mat-e-u'*) [Albert *Mathieu*, French physician, 1855–1917]. Same as Weil's disease, *q. v.*

matico (*mat-e'-ko*) [Sp.]. The leaves of *Piper angustifolium*, of the order *Piperaceæ*. It is aromatic and stimulant, and has been used as a local and general hemostatic and as an alterative stimulant to mucous membranes. Dose 60 gr. (4 Gm.). **m., fluidextract of** (*fluidextractum matico*, U. S. P.). Dose ½–1 dr. (2–4 Cc.). **m., tincture of.** Dose 1 dr. (4 Cc.).

matlazahuatl (*mat-lahz-ah-what'-l*) [Aztec word]. A form of typhus fever found in Mexico; tabardillo.

matrass (*mat'-ras*) [Fr., *matras*, a chemical vessel]. A glass vessel with a long neck and a round body used in various chemical manipulations.

matricial (*mat-rish'-al*). Pertaining to a matrix.

matricaria (*mat-rik-a'-re-ah*) [*matrix*] German chamomile; the flower-tops of *M. chamomilla*, of the order *Compositæ*. Matricaria contains a volatile oil and a bitter extractive principle, and is a mild tonic, and in large doses emetic and antispasmodic.

matriculate (*mat-rik'-ū-lāt*) [*matricula*, a register]. To receive admission and to enroll one's self as a member of a college or university.

matrix (*ma'-triks*) [L., "a mold in which anything is cast"]. 1. A mold, the cavity in which anything is formed. 2. That part of tissue into which any organ or process is set, as the *matrix* of a tooth or of a nail. 3. The intercellular substance of a tissue as of cartilage. 4 The uterus.

matrixitis (*ma-triks-i'-tis*). Same as *onychia*.

matte (*mat'-te*). An impure metal (generally copper) containing sulphur; called also *regulus*, or *white metal*.

matter (*mat'-er*) [*materia*, matter]. 1. Physical substance. 2. Pus.

mattoid (*mat'-oid*) [*mattus*, drunk, stupid; εἶδος, like]. A person half-crazed; a crank, or paranoiac.

matula (*mat'-ū-lah*) [L.]. A urinal.

maturate (*mat'-ū-rāt*) [*mature*]. To suppurate.

maturation (*mat-ū-ra'-shun*) [*mature*]. Ripening, as the ripening of the ovum or of a cataract.

mature (*ma-tūr'*) [*maturare*, to ripen]. 1. To ripen. 2. Ripe.

maturity (*ma-tū'-rit-e*) [*maturitas; maturare*, to ripen]. Full development; the quality or period of complete growth.

matutinal (*ma-tū'-tin-al*) [*Matuta*, goddess of the morning]. Occurring in the morning, as *matutinal* nausea.

matzol (*mat'-zol*). A mixture of cod-liver oil, 50 parts; matzoon, 45 parts; emulsifying ingredients, 5 parts.

matzoon (*mat'-zoon*). Milk fermented with a peculiar ferment obtained from Asiatic Turkey.

It is used like kumiss in irritated states of the gastrointestinal tract.

Mauchart's ligaments (*mow'-shar*) [Burkhard David *Mauchart*, German anatomist, 1696–1751]. The lateral or alar odontoid ligaments.

Maumené's test for sugar (*mōm-na'*) [Edme Jules *Maumené*, French chemist, 1818–]. A strip of flannel saturated with a 33⅓% solution of stannous chloride is dipped into the liquid; on heating it to nearly 150° C. it will turn brownish-black.

Maunoir's hydrocele (*mo-nwar'*) [Jean Pierre *Maunoir*, French surgeon, 1768–1861]. A cystic tumor occurring in the neck between the angle of the inferior maxilla and the mastoid process. Syn., *hydrocele colli*.

Maurer's dots or **clefts** (*mow'-rer*). Large irregular formations, of uncertain significance, found in the red blood corpuscles in subtertian malaria.

Mauriceau's lance (*mo-ris-o'*) [François *Mauriceau*, French obstetrician, 1637–1709]. An instrument for perforating the fetal head in craniotomy. **M.'s method**, a method of delivering the after coming head: the fetus rests on the operator's forearm, the operator puts his index finger in the mouth of the child and makes traction.

Mauthner's sheath (*mowt'-ner*) [Ludwig *Mauthner*, Austrian physician, 1840–1894]. The thin, longitudinally striated, protoplasmic layer surrounding the axis-cylinder of a nerve-fiber. **M.'s test for color vision**, 33 small bottles filled with different pigments—some with one, others with two (pseudo isochromatic and aniso-chromatic), pigments—are employed in the manner of Holmgren's worsteds.

mauvein (*maw'-ve-in*) [Fr., *mauve*, mallow], $C_{28}H_{24}N_4$. A base derived from anilin.

maxilla (*maks-il'-ah*) [L.; *pl.*, *maxillæ*]. 1. The bone of the upper or lower jaw. 2. Specifically, the upper jaw-bone.

maxillary (*maks'-il-a-re*) [*maxilla*] Pertaining to the maxillæ or jaws. **m. bones**, the bones of the jaws, consisting of the lower and upper jaw. **m. fissure**, the cleft in the upper maxilla for the maxillary process of the palate bone. **m. nerve, inferior.** See under *nerve*. **m. nerve, superior.** See under *nerve*. **m. sinus**, the antrum of Highmore in the superior maxilla.

maxillate (*maks'-il-āt*). Furnished with jaws.

maxillen (*maks'-il-en*) [*maxilla*, jaw-bone]. Belonging to the maxillary bone in itself.

maxilliferous (*maks-il-if'-er-us*). See *maxillate*.

maxillitis (*maks-il-i'-tis*) [*maxilla*, jaw; *itis*, inflammation]. 1. Inflammation of a maxilla. 2. Inflammation of a maxillary gland.

maxillodental (*maks-il-o-den'-tal*). Pertaining to the jaw and the teeth.

maxillojugal (*maks-il-o-joo'-gal*). Pertaining to the maxilla and the zygoma.

maxillomandibular (*maks-il-o-man-dib'-ū-lar*). Pertaining to the upper jaw and the lower jaw.

maxillomuscular (*maks-il-o'-mus-kŭ-lar*). Relating to the maxillary muscles.

maxillopalatine (*maks-il-o-pal'-at-in*). Pertaining to the maxilla and the palatine bone.

maxillopharyngeal (*maks-il-o-far-in'-je-al*). Pertaining to the jaw and the pharynx.

maxillosuprafacial (*maks-il-o-sū-prah-fa'-shal*). Relating to the maxilla and upper part of the face.

maxilloturbinal (*maks-il-o-tur'-bin-al*). Pertaining to the maxilloturbinal bone. **m.-t. bone**, the inferior turbinate bone.

maximal (*maks'-im-al*) [*maximum*]. Pertaining to the maximum; highest; largest. **m. thermometer**, one registering the highest point reached by the temperature.

maximum (*maks'-im-um*) [L., neuter of *maximus*, the greatest]. The greatest or highest degree or amount of anything; the highest point attained or attainable by anything. **m. dose**, the largest dose of a medicament that may be given safely. **m. temperature**, the temperature above which bacterial growth does not occur.

Maxwell's experiment (*maks'-well*) [James Clerk *Maxwell*, English physicist, 1831–1879]. On looking through a chrome alum solution an oval purplish spot, due to the pigment of the macula lutea, is seen.

Maxwell's ring (*maks'-wel*) [Patrick William *Maxwell*, Irish ophthalmologist, 1856–1917]. Same as *Loewe's ring*, *q. v.*

maya (*mah'-yeh*). A ferment used in making a Bulgarian soured and curdled milk food.

May-apple. See *Podophyllum*.

maydis (*ma'-dis*). See under *ustilago*.

Maydl's method (*mādl*) [Karl *Maydl*, German surgeon, 1853–1903]. The transplantation of the ureters into the rectum in the treatment of exstrophy of the bladder.

Mayet's paste (*ma-yet'*). A paste consisting of zinc oxide 1, zinc chloride 8, and flour 7 parts; used as a cancer paste.

mayhem (*ma'-hem*) [OF., *mehaigner*, to hurt] Maiming.

mayidism (*ma'-i-dizm*). Pellagra.

mayidismus (*ma-id-iz'-mus*). Same as *pellagra*.

mayol (*ma'-ol*) A meat-preservative introduced by May, of Budapest, and said to be a mixture of boric acid, ammonium fluoride, glycerol, and alcohol (methyl and ethyl)

Mayoral and Jiminez paternity test. When an emulsion in an isotonic sodium chloride solution of the blood corpuscles of a man by whom a woman is pregnant is injected under the skin of that woman, an erythematous and slightly painful reaction at the site of puncture occurs within six hours The same emulsion from any other man gives no reaction.

Mayor's sign of pregnancy (*mār*). The hearing of the fetal heart-sounds.

Mayo-Robson's point [Arthur William *Mayo-Robson*, English surgeon]. A spot slightly above the umbilicus where pressure causes tenderness in cases of pancreatic disease. **M.-R.'s position**, in operations on the gall-bladder a thick roll is placed under the patient's loins, thus producing a prominent lordosis in the field of operation.

Mayo's method (*may'-o*) [Charles Horace *Mayo*, American surgeon, 1865–]. Treatment of trifacial neuralgia by exsection of the affected nerve and prevention of reunion by insertion of a silver screw in the foramen of exit.

Mayo's operation (*n.ay'-o*) [William James *Mayo*, American surgeon, 1861–]. For the radical cure of umbilical hernia: after the excision of the hernial sac the abdominal aponeuroses are overlapped transversely and sutured.

Mayo's operation (*may'-o*) [William James *Mayo*, and Charles Horace Mayo (*see above*)]. Excision of the pylorus followed by closure of the proximal end of the duodenum and the making of an independent posterior gastrojejunostomy.

mays (*māz*) [L.]. The genus *zea*, *q. v.*

maza (*ma'-zah*) [*μᾶζα*, a cake]. The placenta.

mazalgia (*ma-zal'-je-ah*) [μαζός, breast; ἄλγος, pain]. Mastalgia, or mastodynia.

mazalysis (*ma-zal'-is-is*) [μᾶζα, cake; ἀ, priv.; λύσις, a loosing]. Retention of the placenta. Sometimes used as synonym of *mazolysis, q. v.*

mazic (*ma'-sik*) [μᾶζα, placenta]. Pertaining to the placenta.

mazischesis (*ma-sis'-kes-is*). Syn. of *mazalysis.*

mazocacothesis (*ma-zo-kak-oth'-es-is*) [μᾶζα, cake; κακός, ill; θέσις, placing]. Faulty implantation of the placenta.

mazodynia (*ma-zo-din'-e-ah*). See *mastodynia.*

mazoitis (*ma-zo-i'-tis*). See *mastitis.*

mazola (*maz-o'-lah*). A purified corn oil, used for salads.

mazology *ma-zol'-o-je*). Same as *mastology.*

mazolysis (*ma-zol'-is-is*) [μᾶζα, cake; λύσις, loosing]. Separation of the placenta.

mazolytic (*ma-zo-lit'-ik*). Pertaining to mazolysis.

mazopathy (*ma-zop'-ath-e*). 1. [μαζα, cake, placenta; πάθος, illness]. Any disease of the placenta 2. [μαζός, breast; πάθος, illness]. Same as *mastopathy.*

mazopexy (*ma'-so-peks-e*) [μαζός, breast; πῆξις, fixation]. Surgical fixation of a pendulous breast; mastopexy.

mazoplasia (*maz-o-pla'-se-ah*) [μαζός, breast; πλάσις, molding]. Hyperplasia of breast tissue.

Mazzoni's corpuscle (*mad-zo'-ne*) [Vittorio *Mazzoni*, Italian physician]. A peripheral ending of a sensory nerve closely resembling Krause's end-bulb.

M. B. Abbreviation of *Medicinæ Baccalaureus*, Bachelor of Medicine.

M. C. Abbreviation for *Magister Chirurgiæ*, Master of Surgery.

M. C. D. Abbreviation for Doctor of Comparative Medicine.

M. Ch. Abbreviation for *Magister Chirurgiæ*, Master of Surgery.

M. D. Abbreviation of *Medicinæ Doctor*, Doctor of Medicine.

M. D. S. Abbreviation of *Master of Dental Surgery.*

m. d. u. Abbreviation of Latin *more dictu utendus*, to be used as directed

M. E. Abbreviation of *Mache Einheit*, Mache unit, *q. v.*

meable (*me'-a-bl*) [*meabilis*, easily penetrating]. Capable of being readily traversed or passed through.

mead (*mēd*). Dilute, fermented honey or syrup flavored. See *hydromel* and *metheglin.*

meadow-saffron. See *colchicum.*

measle (*mēz'-el*). A *Cysticercus cellulosæ.* **m. of pork.** See *cysticercus.* **m.-worm,** cysticercus.

measles (*mēz'-elz*) [Du., *maselin*, measles]. 1. An acute, infectious disease, characterized by a peculiar eruption and by catarrhal inflammation of the mucosa of the conjunctiva and of the air-passages. After a period of incubation of nearly two weeks the disease begins with a chill, fever, coryza, cough, and conjunctivitis; on the third or fourth day a dusky-red, papular eruption appears, arranged in the form or crescentic groups. After having reached its maximum, in three or four days, the eruption gradually fades, and is followed by a branny desquamation. The disease affects principally the young, is exceedingly contagious, and one attack of it confers almost perpetual immunity. Its cause is thought to be a bacillus. 2. A disease of hogs, cattle, and sheep, due to the presence in the body of *Cysticercus cellulosæ* and larvæ of other tape-worms 3. The cysticerci themselves. **m., black, m., hemorrhagic,** a grave variety of measles in which the eruption is hemorrhagic and the constitutional symptoms profound. **m., German.** See *rubella.*

measly (*mēz'-lē*) [*measles*]. Containing measles (cysticerci).

meat (*mēt*) [AS., *mete*]. The muscular tissues of an animal, used as food.

meatal (*me-at'-al*). Pertaining to a meatus.

meat-hole (*mēt-hōl*). The space between two contiguous teeth in which particles of food may lodge.

meato-inionic line (*me-at'-o-in-e-on'-ik*). A line joining the external auditory meatus and the inion.

meatometer (*me-at-om'-et-er*) [*meatus*, meatus; μέτρον, measure]. An instrument used in measuring the caliber of any meatus, specifically of the meatus urinarius.

meatorrhaphy (*me-at-or'-af-e*) [*meatus*; ῥαφή, suture]. Suture of the cut end of a meatus, generally the urinary meatus, after a meatotomy.

meatoscope (*me-at'-o-skōp*) [*meatus*, meatus; σκοπεῖν, to inspect]. A speculum used in the examination of a meatus, specifically the distal portion of the male urethra.

meatoscopy (*me-at-os'-ko-pe*). Examination by means of a meatoscope.

meatotome (*me-at'-o-tōm*) [*meatus*, meatus; τομή, a cutting]. A cutting instrument used in performing meatotomy.

meatotomy (*me-at-ot'-o-me*) [*meatus*, meatus; τομή, section]. Surgical incision of a meatus, particularly the meatus urinarius.

meatox (*mēt-oks*). Trade name of a preparation of beef in powder form.

meatus (*me-a'-tus*) [*meare*, to flow or pass; pl., *meatus*]. An opening or passage. **m. auditorius externus,** the canal extending from the concha to the membrana tympani. **m. auditorius internus,** the internal auditory canal. **m. nasi communis,** the part of the nasal cavity into which the three meatus of the nose open. **m. nasopharyngeus,** that part of the nasal cavity communicating with the pharynx beneath the body of the sphenoid. **m. of nose,** one of the three passages into which the turbinal bones divide the nasal cavity. **m. urethræ, m. urinarius,** the orifice of the urethra.

Mecca balsam. See *balm of Gilead.*

mechanic, mechanical (*me-kan'-ik, me-kan'-ik-al*) [μηχανή, a machine] Pertaining to mechanics or to physical forces, not to chemical or vital forces. **m. theory,** Virchow's theory of tumor-formation, according to which tumors are due primarily to local irritation.

mechanics (*me-kan'-iks*) [*mechanic*]. The science that treats of the influence and effects of force upon matter, and that may be divided into *statics*, the science treating of matter at rest, and *dynamics*, that treating of matter in motion.

mechanism (*mek'-an-izm*) [*mechanic*]. 1. An aggregation of parts arranged in a mechanical way to perform the functions of a machine. 2. The manner in which a mechanical act is performed, as the *mechanism* of labor.

mechanologist (*mek-an-ol'-o-jist*). Proposed term for a person versed in mechanology, and who may, in addition, be skilled in applying the science.

mechanology (*mek-an-ol'-o-je*). Proposed term for the science of mechanics.

mechanotherapy (*mek-an-o-ther'-ap-e*) [*mechanic; θεραπεία*, treatment]. The use of mechanical agencies in the treatment of injury or disease.

mèche (*mȁsh*) [Fr., *wick*]. A piece of gauze used as a surgical tent, or drain.

mecism (*me'-sism*) [*μῆκος*, length]. A condition marked by abnormal prolongation of one or more parts of the body.

Meckel's cartilage (*mek'-el*) [1. Johann Friedrich *Meckel*, German anatomist, 1717–1774; 2. Johann Friedrich *Meckel*, German surgeon, 1781–1833]. [2]. The axis of the first branchial arch (mandibular arch) of the fetus. It disappears during the fifth or sixth month, with the exception of its posterior (tympanic) portion, which becomes the incus, malleus, and Folian process. A vestige of this cartilage (pinnal cartilage) is occasionally found in tumors of the parotid gland. **M.'s cavity.** [1]. A recess in the dura over the summit of the petrosa for the reception of the two roots of the fifth cranial nerve after their exit from the pons. Syn., *cavum Meckelsi*. **M.'s crural arch.** [1]. See *Poupart's ligament*. **M.'s degeneration,** waxy degeneration, or cholesterine disease. **M.'s diverticulum.** [1]. The remains of the vitelline duct, frequently met as a small elongated pouch attached to the lower portion of the ileum. **M.'s ganglion.** [1]. The sphenopalatine ganglion. **M.'s rod.** Same as *M.'s cartilage*. **M.'s space.** [1]. A dural space lodging the Gasserian ganglion.

meckelectomy (*mek-el-ek'-to-me*) [*Meckel's ganglion; ἐκτομή*, excision]. Excision of Meckel's ganglion.

mecometer (*me-kom'-et-er*) [*μῆκος*, length; *μέτρον*, measure]. An instrument used in measuring new-born infants.

mecon (*me'-kon*) [L.]. 1. The poppy. 2. Opium.

meconalgia (*me-kon-al'-je-ah*) [*mecon; ἄλγος*, pain]. Pain or neuralgia following the disuse of opium.

meconarceine (*mek-o-nar'-se-in*) [*mecon*]. A mixture of alkaloids of opium, free from morphine, having sedative properties. Recommended in bronchial affections and neuralgia. Dose ½–½ gr. (0.01–0.03 Gm.).

meconate (*mek'-on-āt*) [*mecon*]. A salt of meconic acid.

meconeuropathia (*mek-on-ū-ro-pa'-the-ah*) [*μήκων*, opium; *νεῦρον*, nerve; *πάθος*, illness]. Nervous disorder due to the abuse of opium, or its narcotic derivatives.

meconic (*mek-on'-ik*). Pertaining to opium. **m. acid.** See *acid, meconic*.

meconidine (*mek-on'-id-ēn*) [*μήκων*, poppy], $C_{21}H_{23}NO_4$. An amorphous alkaloid of opium.

meconin (*mek'-on-in*) [*mecon*], $C_{10}H_{10}O_4$. A crystalline substance that is obtained on boiling narcotine with water. It is hypnotic. Dose 1 gr. (0.06 Gm.).

meconiorrhea (*mek-on-e-or'-e-ah*) [*μηκώνιον*, meconium; *ῥοία*, flow]. A morbidly free discharge of meconium.

meconism (*mek'-on-izm*) [*meconismus; μήκων*, poppy]. The opium-habit; opium-poisoning, especially of the chronic kind.

meconium (*mek-o'-ne-um*) [*mecon*]. The first fecal discharges of the newborn, a dark-green, viscid substance, composed of the secretion of the liver with exfoliated epithelium from the bowel.

meconoiosin (*mek-on-oi'-o-sin*) [*μήκων*, poppy], $C_8H_{10}O_2$. A derivative of opium, crystalline in character and giving a dark-red color with sulphuric acid.

meconology (*mek-on-ol'-o-je*) [*μήκων*, opium; *λόγος*, science]. The botany and pharmacology of opium, its allies and derivatives.

meconophagism (*mek-on-off'-aj-izm*) [*μήκων*, opium; *φαγεῖν*, to eat]. The habit of opium-eating.

meconophagist (*mek-on-off'-aj-ist*) [*μήκων*, opium; *φαγεῖν*, to eat]. An opium-eater.

medea (*me'-de-ah*) [*Μήδεια*, Medea, a sorceress]. 1. The genital organs. 2. Aphrodisiacs.

media (*me'-de-ah*) [fem. of *medius*, middle]. The middle coat of a vein, artery, or lymph-vessel.

media (*me'-de-ah*) [L.]. Plural of medium. **m., transparent, of eye,** the cornea, aqueous humor, lens, and vitreous humor.

mediad (*me'-de-ad*) [*median*]. Toward the median plane or line.

medial (*me'-de-al*). 1. See *median*. 2. Internal, as opposed to *lateral* (external).

median (*me'-de-an*) [*medius*, middle]. Situated or placed in the middle; mesal or mesial. **m. artery.** See under *artery*. **m. nerve.** See under *nerve*.

mediastinal (*me-de-as-ti'-nal*). Pertaining to the mediastinum.

mediastinitis (*me-de-as-tin-i'-tis*) [*mediastinum; ῖτις*, inflammation]. Inflammation of the cellular tissue of the mediastinum.

mediastinopericarditis (*me-de-as-tin-o-per-ik-ar-di'-tis*) [*mediastinum; pericarditis*]. Combined inflammation of the mediastinum and the pericardium. **m., callous,** that attended with fibrous thickening of the pericardium.

mediastinotomy (*me-de-as-tin-ot'-o-me*) [*mediastinum; τομή*, an incision]. Incision into the mediastinum.

mediastinum (*me-de-as-ti'-num*) [*in medio stare*, to stand in the middle]. 1. A partition separating adjacent parts. 2. The space left in the middle of the chest between the two pleuræ, divided into the anterior, middle, posterior, and superior mediastinum. The *anterior mediastinum* contains the origins of the triangularis sterni muscles, the internal mammary vessels of the left side, loose areolar tissue, lymphatic vessels, and a few lymphatic glands. The *middle mediastinum* contains the heart and pericardium, the ascending aorta, the superior vena cava, the bifurcation of the trachea, the pulmonary arteries and veins, and the phrenic nerves. The *posterior mediastinum* contains a part of the aorta, the greater and lesser azygos veins, the pneumogastric and splanchnic nerves, the esophagus, the thoracic duct, and some lymphatic glands. The *superior mediastinum*, that part lying above the pericardium, contains the origins of the sternohyoid and sternothyroid muscles, and part of the longus colli muscles, the transverse portion of the aortic arch, the innominate, left carotid, and subclavian arteries, the superior vena cava and the innominate veins, the left superior intercostal vein, the pneumogastric, cardiac, phrenic, and left recurrent laryngeal nerves, the trachea, esophagus, thoracic duct, the remains of the thymus gland, and lymphatics. **m. cerebelli,** the falx cerebelli. **m. cerebri,** the falx cerebri. **m. testis,** a septum in the posterior portion of the testicle formed by a projection inward of the tunica albuginea.

mediate (*me'-de-āt*) [*media*]. Indirect; performed through something interposed, as *mediate* percussion, percussion on a pleximeter.

mediator (*me'-de-a-tor*). Amboceptor.

medibasilic vein (*me-de-bas-il'-ik*). The median basilic vein. See *vein*.

medicable (*med'-ik-a-bl*) [*medicari*, to heal]. Amenable to cure.

medical (*med'-ik-al*) [*medicine*]. Pertaining to medicine. **m. diseases,** diseases treated by the physician, as distinguished from surgical diseases. **m. ethics,** those principles of justice, honor, and courtesy that regulate the intercourse and conduct of physicians. **m. finger,** the ring finger. **m. jurisprudence.** See *jurisprudence, medical*.

medicament (*med-ik'-am-ent*) [*medicine*]. A medicinal substance.

medicamentosus (*med-ik-a-men-to'-sus*). Pertaining to a drug or a drug eruption.

medicamentum (*med-ik-am-en'-tum*). See *medicament*. **m. arcanum,** a proprietary or secret remedy.

medicaster (*med-ik-as'-ter*). Old term for a quack.

medicated (*med'-ik-a-ted*). Impregnated with a medicinal substance.

medication (*med-ik-a'-shun*) [*medicus*]. 1. Impregnation with a medicine. 2. Treatment by medicines; the administration of medicines. **m., endermic.** See *cataphoresis*. **m., hypodermatic,** treatment by the introduction of medicines beneath the skin, usually by means of a hypodermatic syringe. **m., ionic.** See *cataphoresis*.

medicator (*med'-ik-a-tor*). 1. A person who gives medicines for the relief of disease. 2. An applicator.

medicephalic (*me-de-sef-al'-ik*) [*medius*, middle; κεφαλή, head]. Median cephalic. See *vein*.

medicerebellar (*me-de-ser-e-bel'-ar*) [*medius*, middle; *cerebellum*]. Pertaining to the intermediate region of the cerebellum.

medicerebral (*me-de-ser'-e-bral*) [*medius*, middle; *cerebrum*, brain]. Pertaining to the central portion of the cerebrum.

medicinal (*med-is'-in-al*) [*medicine*]. Pertaining to, or having the nature of, a medicine. **m. finger,** the ring finger. **m. rashes,** eruptions on the skin following the internal administration of certain drugs.

medicine (*med'-is-in*) [*medicari*, to heal] 1. Any substance given for the cure of disease. 2. The science of the treatment of disease; the healing art. In a restricted sense, that branch of the healing art dealing with internal diseases. **m., anatomical,** that system which deals with the anatomical changes in diseased organs and their connection with symptoms manifested during life. **m., clinical,** the study of disease by the bedside of the patient **m., domestic,** the treatment of disease or injuries, at home, by a layman. **m., experimental,** that based upon experiments on animals and the observation of pathological changes in diseases induced in them and the effect of drugs administered. **m., forensic, m., legal,** medical jurisprudence, or medicine in its relation to questions of law. **m., patent,** medicine the manufacture of which is protected by letters patent. **m., practice of,** the practical application of the principles taught by the theory of medicine. **m., preventive,** that which aims at the prevention of disease. **m., proprietary,** one the manufacture of which is limited or controlled by an owner, because of a patent, a copyright, or secrecy as regards its constitution or method of manufacture. **m., quack,** a medicine advertised to the laity as being able to cure certain diseases. **m., spagyric,** that of the school of Paracelsus. **m., state,** medical jurisprudence. **m., vibratory,** a method of treating nervous diseases, paralysis agitans, etc., by mechanical shaking or percussion, by means of journeys on railroad or wagon or specially devised apparatus for methodical shaking of the body.

medicinerea (*me-de-sin-e'-re-ah*) [*medius*, middle, and *cinereus*, ashen]. The gray matter of the claustrum and lenticula of the brain, lying between the cortex or ectocinerea and the entocinerea.

medicisterna (*med-e-sis-tur'-nah*) [*medius*, middle; *cisterna*, a vessel]. The cisterna venæ magnæ cerebri.

medicochirurgical (*med-ik-o-ki-rur'-jik-al*) [*medicine; chirurgicus*, a surgeon]. Pertaining conjointly to medicine and surgery.

medicolegal (*med-ik-o-le'-gal*) [*medicine; legalis*, legal]. Relating both to medicine and law.

medicomechanical (*med-ik-o-me-kan'-ik-al*). Medical and mechanical

medicommissure (*me-de-kom'-is-ūr*) [*medius*, middle; *commissura*, commissure]. The middle commissure of the third ventricle. The junction of the mesal surfaces of the thalami. It is in a direct line between the porta and the aqueduct, and just dorsad of the aulix. It consists mainly of cells, and is so soft as commonly to be torn during the removal of the brain.

medicon (*med'-ik-on*) [μηδικόν]. A harmful or noxious drug.

medicophysical (*med-ik-o-fiz'-ik-al*). Both medical and physical.

medicopsychological (*med-ik-o-si-ko-loj'-ik-al*) [*medicus* physician; ψύχη, mind; λόγος, science]. Pertaining to medicopsychology.

medicopsychology (*med-ik-o-si-kol'-o-je*) [*medicus*, physician; ψυχολόγια, the science of the mind]. The study of mental diseases.

medicornu (*me-de-kor'-nū*) [*medius*, middle; *cornu*, horn]. The middle horn of the lateral ventricle.

medicostatistic (*med-ik-o-stat-is'-tik*). Relating to medicine as connected with statistics.

medicus (*med'-ik-us*) [L.]. A physician.

medifixed (*me'-de-fikst*) [*medius*, middle; *fixus*, fixed]. Attached by the middle.

medifrontal (*me-de-fron'-tal*) [*medius*, middle; *frons*, forehead]. Middle of the forehead.

mediglycin (*me-de-glis'-in*). A liquid glycerol soap used as a vehicle.

medinal (*med'-in-al*). Trade mark identifying the original monosodium salt of diethylbarbituric acid, used as a hypnotic in doses of 5–10 gr. (0.3–0.6 Gm.).

Medina-worm (*me-di'-nah-wurm*). See *Filaria medinensis*.

medio- (*me-de-o-*) [*medius*, middle]. A prefix meaning middle.

mediocarpal (*me-de-o-kar'-pal*) [*medius*, middle; *carpus*]. Pertaining to the articulation between the two rows of carpal bones.

mediocolic (*me-de-o-kol'-ik*) [*medius*, middle; κῶλον, colon]. Pertaining to the middle portion of the colon.

mediodorsal (*me-de-o-dor'-sal*) [*medius*, middle; *dorsum*, back]. Both median and dorsal; on the mesial line of the back.

mediofrontal (*me-de-o-frun'-tal*) [*medius*, middle; *frons*, forehead]. Pertaining to the middle of the forehead.

mediolateral (*me-de-o-lat'-er-al*) [*medio-; latus*, side]. Pertaining to the middle and to a side.

mediopalatine (*me-de-o-pal'-at-in*). Relating to the center of the palate.

mediopontine (*me-de-o-pon'-tin*) [*medio-; pons*, bridge]. Pertaining to the central portion of the pons.

mediotarsal (*me-de-o-tar'-sal*) [*medio-; tarsus*]. Pertaining to the middle articulation of the tarsal bones.

medipeduncle (*me-de-pe-dung'-kl*) [*medius*, middle; *pedunculus*, peduncle]. The middle peduncle of the cerebellum; the lateral intermediate continuation of the cerebellum to the pons.

mediscalenus (*me-de-ska-le'-nus*) [*medius*, middle; *scalenus*]. Synonym of *scalenus medius;* see *muscles, table of.*

medisect (*me-de-sekt'*) [*medius*, middle; *secare*, to cut]. To make a medisection, *q. v.*

medisection (*me-de-sek'-shun*) [*medius*, middle; *sectio*, from *secare*, to cut]. Section of the body, or of any symmetrical part. at the median longitudinal anteroposterior plane.

Mediterranean fever (*med-it-er-a'-ne-an*). See *fever, Mediterranean.*

meditrina (*med-it-ri'-nah*). A concentrated germicidal electrozone.

medium (*me'-de-um*) [neuter of *medius*, middle; *pl., media*]. 1. That in which anything moves or through which it acts. 2. The soil upon which anything grows, especially a substance used for cultivating bacteria; culture or nutrient medium.

medius (*me'-de-us*) [*medius*, middle]. 1. The middle. 2. The middle finger.

medoblennorrhea, medoblennorrhœa (*me-do-blen-or-e'-ah*). Synonym of *gonorrhea* and *gleet.*

medol (*med'-ol*) Trade name of a preparation of creolin; chiefly used in veterinary practice.

medorrhea, medorrhœa (*me-dor-e'-ah*) [*μήδεα*, genitals; *ῥοία*, a flow]. A discharge from the reproductive organs. **m. urethralis,** gonorrhea. **m. virilis,** gonorrhea of the male urethra.

medorrhoic (*me-dor-o'-ik*) [*μήδεα*, genitals, *ῥοία*, flow]. Pertaining to medorrhea.

medulla (*me-dul'-ah*) [L., "marrow"]. 1. The marrow. 2. The medulla oblongata 3. Anything resembling marrow in structure or in its relation to other parts—as a fatty substance or marrow occupying certain cavities. Also the central parts of certain organs as distinguished from the cortex. 4. The same as *corpus medullare* or *corpus dentatum.* **m. of kidney.** See under *kidney.* **m. of nerve-fiber,** the white substance of Schwann. See under *nerve-fiber.* **m. oblongata,** the upper enlarged part of the spinal cord, extending from the cord opposite the foramen magnum to the pons Varolii. **m. ossium,** bone marrow. **m. ossium rubra,** red bone-marrow; recommended in the treatment of skin diseases and in anemia. **m. spinalis,** the spinal cord or marrow.

medulladen (*med-ul-ad'-en*). A preparation of bone-marrow of beef; it is used in anemia, gout, etc. Dose 30–45 gr. (2–3 Gm.).

medullar (*me-dul'-ar*). Synonym of *medullary.*

medullary (*med'-ul-a-re*) [*medulla*]. 1. Pertaining to the marrow; resembling marrow. 2. Pertaining to any medulla, as that of the brain. 3. Pertaining to the medulla oblongata. **m. canal,** the hollow interior of long bones in which the marrow lies. **m. carcinoma,** a soft carcinoma very rich in cells. **m. foramen,** a nutrient foramen. **m. groove,** a longitudinal groove at the anterior part of the embryonal shield of the blastoderm. **m. rays.** See under *kidney.* **m. sheath,** the semifluid white matter between the enveloping sheath and central axis-cylinder of a nerve.

medullated (*med'-ul-a-ted*). Containing or covered by medulla or marrow. **m. nerve-fibers,** nerve-fibers provided with a medullary sheath, the white substance of Schwann.

medullation (*med-u-la'-shun*). The process of acquiring a medulla, as in the case of many nerve-fibers in the course of their develop

medullin (*med-ul'-in*) [*medulla*, marrow]. 1. A variety of cellulose obtained from the pith or medulla of certain plants. 2. The extract of the spinal cord of the ox; it is used in ataxia.

medullispinal (*med-ul-e-spi'-nal*) [*medulla; spine*]. Relating to the spinal cord.

medullitis (*med-ul-i'-tis*) [*medulla; ιτις*, inflammation]. 1. Inflammation of marrow. 2. Myelitis.

medullization (*med-ul-iz-a'-shun*) [*medulla*]. Conversion into marrow, as the softening of bone-tissue in the course of osteitis.

medulloarthritis (*med-ul-o-ar-thri'-tis*) [*medulla*, marrow; *ἄρθρον*, joint; *ιτις*, inflammation]. Inflammation of the marrow-elements of the cancellated articular portion of a bone.

medullocell (*med-ul'-o-sel*) [*medulla*, marrow; *cellula*, cell] A marrow-cell; myelocyte.

medulloencephalic (*med-ul-o-en-sef-al'-ik*) [*medulla*, marrow; *ἐγκεφαλός*, brain]. Pertaining to the medulla and the encephalon; myeloencephalic.

medullose, medullous (*med-ul'-ōs, -us*). Containing much pith or marrow.

mega-, megalo- (*meg-ah-, meg-al-o-*) [*μέγας*, large]. Prefixes signifying large; also, indicating a unit 1,000,000 times greater than the unit to which it is prefixed.

megabacteria (*meg-ah-bak-te'-re-ah*) [*mega-; βακτήριον*, bacterium] The largest kind of bacteria; a group of the coccobacteria.

megacardia (*meg-ah-kar'-de-a*) [*mega-; κάρδια*, heart]. Hypertrophy of the heart.

megacephalia (*meg-ah-sef-a'-le-ah*) [*mega-; κεφαλή*, head] The megacephalic condition.

megacephalic, megacephalous (*meg-ah-sef-al'-ik, meg-ah-sef'-al-us*) See *megalocephalic.*

megacoccus (*meg-ah-kok'-us*) [*mega-; κόκκος*, a berry]. A large-sized coccus.

megacolon (*meg-ah-ko'-lon*) [*mega-; colon*]. *Hirschsprung's disease, q. v.*

megacoly (*meg-ak'-ol-e*). See *megalocoly.*

megadont (*meg'-ah-dont*) [*mega-; ὀδόυς*, tooth]. Having abnormally large teeth.

megaduodenum (*meg-ah-dū-o-de'-num*) [*mega-; duodenum*]. Idiopathic dilatation of the duodenum.

megadyne (*meg'-ah-din*) [*mega-; δύναμις*, power]. A unit equal to a million dynes.

megafarad (*meg-ah-far'-ad*) [*mega-; Faraday*]. An electric unit equal to a million farads.

megagamete (*meg-ag-am'-ēt*). Same as *macrogamete.*

megagnathus (*meg-ah-na'-thus*) [*mega-; γνάθος*, jaw]. Large-jawed.

megakaryoblast (*meg-ah-kar'-e-o-blast*). Same as *megakaryocyte, q. v.*

megakaryocyte (*meg-ah-kar'-e-o-sīt*). A large cell with many nuclei found in the blood in embryonic life and in anemias; and see *myeloplax.*

megalacria (*meg-al-ak'-re-ah*). Acromegaly.

megalgia (*meg-al'-je-ah*) [*mega-*; ἄλγος, pain]. Excessively severe pain.

megalo. See *mega.*

megaloblast (*meg'-al-o-blast*) [*megalo-*; βλαστός, a germ]. A giant-corpuscle of the blood. The term is restricted to embryonic or germinal cells as distinguished from megalocite, which pertains to adult life.

megalocardia (*meg-al-o-kar'-de-ah*) [*mega-*; καρδία, heart]. Auxesis, or enlargement of the heart.

megalocephalic (*meg-al-o-sef-al'-ik*) [*megalocephaly*]. Large-headed; applied to a skull the capacity of which exceeds 1450 Cc.

megalocephaly (*meg-al-o-sef'-al-e*) [*megalo-*; κεφαλή, head]. 1. The condition of having a very large head. 2. A disease characterized by progressive enlargement of the head, face, and neck, involving both the bony and the soft tissues. Syn., *leontiasis ossea.*

megalocerus (*meg-al-os'-er-us*) [*mega-*; κέρας, horn]. A monstrosity with horn-like projections on the forehead.

megalocheirous (*meg-al-o-ki'-rus*) [*megalo-*; χείρ, hand]. Large-handed; having large antennæ.

megalocolon (*meg-al-ok'-ol-e*) [*megalo-*; κόλον, colon]. A uniform increase in the internal diameter of the colon, with thickening of the walls.

megalocornea (*meg-al-o-kor'-ne-ah*) [*megalo-*; *cornea*]. An enlarged condition of the cornea.

megalocyte (*meg'-al-o-sīt*) [*megalo-*; κύτος, cell]. An abnormally large red blood-corpuscle.

megalocytosis (*meg-al-o-si-to'-sis*) [*megalocyte*]. The presence of large numbers of greatly enlarged erythrocytes in the blood.

megalodactylous (*meg-al-o-dak'-til-us*) [*megalo-*; δάκτυλος, digit]. Having abnormally large fingers and toes.

megalodont (*meg'-al-o-dont*) [*megalo-*; ὀδούς, tooth]. Macrodont.

megaloenteron (*meg-al-o-en'-te-ron*) [*megalo-*; ἔντερον, intestine]. Excessive large intestines.

megalogastria (*meg-al-o-gas'-tre-ah*) [*megalo-*; γαστήρ, belly]. Abnormal enlargement of the abdomen.

megaloglossia (*meg-al-o-glos'-e-ah*). See *macroglossia*

megalohepatia (*meg-al-o-hep-at'-e-ah*) [*megalo-*; ἧπαρ, liver]. Enlargement of the liver.

megalokaryocyte (*meg-al-o-kar'-e-o-sīt*). 1. A cell having a large nucleus. 2. A cell of the bone-marrow having a large, irregular, coiled nucleus.

megalomania (*meg-al-o-ma'-ne-ah*) [*megalo-*; μανία, madness]. 1. Mania characterized by delusions of grandeur. 2. The delirium of grandeur.

megalomaniac (*meg-al-o-ma'-ne-ak*). A person afflicted with megalomania.

megalomelia (*meg-al-o-me'-le-ah*) [*megalo-*; μέλος, limb]. A monster with excessively large limbs.

megalonychosis (*meg-al-on-ik-o'-sis*) [*megalo-*; ὄνυξ, nail]. Universal noninflammatory enlargement of the nails.

megalopenis (*meg-al-o-pe'-nis*). Excessive size of the penis.

megalophonic, megalophonous (*meg-al-o-fo'-nik, meg-al-off'-o-mus*). Synonym of *macrophonous.*

megalophthalmus (*meg-al-of-thal'-mus*) [*megalo-*; ὀφθαλμός, eye]. Excessively large eyes.

megaloplastocyte (*meg-al-o-plas'-to-sīt*). A large blood platelet.

megalopia (*meg-al-o'-pe-ah*). Synonym of *megalopsia.*

megalopodia (*meg-al-o-po'-de-ah*) [*megalo-*; πούς, foot]. The condition of having large feet.

megaloporous (*meg-al-op'-or-us*). Characterized by large pores.

megalopsia (*meg-al-op'-se-ah*) [*megalo-*, ὄψις, sight]. A disturbance of vision in which objects seem larger than they are.

megaloscope (*meg'-al-o-skōp*) [*megalo-*; σκοπεῖν to inspect]. A magnifying endoscope or speculum.

megaloscopy (*meg-al-os'-ko-pe*) [*megalo-*; σκοπεῖν, to inspect]. Inspection by means of the megaloscope.

megalosplanchnos (*meg-al-o-splangk'-nos*) [*megalo-*; σπλάγχνον, viscus]. Possessing large viscera, especially a large liver

megalosplenia (*meg-al-o-sple'-ne-ah*) [*megalo-*; *spleen*]. Enlargement of the spleen.

megalosporon (*meg-al-os'-po-ron*) [*megalo-*; σπόρος, seed: pl., *megalospora*]. A fungus, parasitic upon the hair; trichophyton

megalosyndactyly (*meg-al-o-sin-dak'-til-e*). Syndactylism attended by hypertrophy.

megalo-ureter (*meg-al-o-u'-ret-er*) [*megalo-*; *ureter*]. Condition characterized by increase in the diameter of the ureter.

megamerizoite (*meg-ah-mer-iz-o'-īt*) [*mega-*; *merozoite*]. A large merozoite

meganucleus (*meg-an-ū'-kle-us*). Same as *macronucleus.*

megaphone (*meg'-ah-fon*) [*mega-*; φωνή, sound]. An instrument used for assisting the hearing of the deaf, by means of large reflectors of the sound-waves.

megaprosopous (*meg-ah-pros'-o-pus*) [*mega-*; πρόσωπον, face]. Having an unusually large face.

megarectum (*meg-ah-rek'-tum*). Idiopathic dilatation of the rectum; extreme dilatation of the rectum.

megarrhizin (*meg-ar-iz'-in*). A bitter glucoside from the root of *Echinocystis fabacea.* It is said to be an active cathartic.

megascope (*meg-ah-skōp*) [*mega-*; σκοπεῖν, to inspect]. A microscope for examining objects of comparatively large size.

megaseme (*meg'-as-ēm*) [*mega-*; σῆμα, sign]. With an orbital index more than 89°.

megasigmoid (*meg-ah-sig'-moid*) [*mega-*; *sigmoid*]. Idiopathic dilatation of the sigmoid flexure.

megasoma (*meg-ah-so'-mah*) [*mega-*; σῶμα, body]. Abnormal size and stature not reaching gigantism

megaspore (*meg'-ah-spōr*) [*mega-*; σπόρος, seed]. Same as *macrospore.*

megasthenic (*meg-ah-sthen'-ik*) [*mega-*; σθένος, strength]. Powerful.

Megastoma (*meg-ah-sto'-mah*) [*mega-*; στόμα, mouth]. A genus of infusorians. **M. entericum, M. intestinale,** a species found in the intestinal canal of the cat and of certain mice, and in human feces. It is probably identical with *Cercomonas intestinalis.*

megavolt (*meg-ah'-volt*). A unit equal to 1,000,000 volts.

Meglin's palatine point (*ma-glan'*) [J. A. *Meglin*, French physician, 1756–1824]. The point of emergence of the large palatine nerve from the palatomaxillary canal.

Meglin's pill. A pill containing 1 gr. each of extract of hyoscyamus, extract of valerian, and zinc oxide; used in sciatica.

megohm (*meg'-ōm*) [*mega-*; *ohm*]. An electrical unit equal to one million ohms.

megophthalmus (*meg-of-thal'-mus*). See *keratoglobus.*

megoxycyte (*meg-ok'-se-sīt*) [*mega-*; ὀξύς, sharp; κύτος, cell]. A large oxyphile cell, one of the

coarsely granular eosinophile cells or *a*-granules of Ehrlich.

megoxyphil, megoxyphile (*meg-oks'-e-fil, meg-oks'-e-fil*). A megoxycyte.

megrim (*me'-grim*). See *migraine*.

Méhu's test for albumin (*ma'-hoo*) [Camille Jean Marie *Méhu*, French chemist, 1835–1887]. Treat the solution with 2 or 3% of its volume of nitric acid, and add 10 volumes of a solution of 1 part phenol and 1 part acetic acid in 2 parts of 90% alcohol and shake.

Meibomian calculus (*mi-bo'-me-an*) [Heinrich *Meibom*, German anatomist, 1638–1700]. The hardened secretion of the Meibomian glands that may accumulate on the inner surface of the eyelids. **M. cyst, M. tumor,** chalazion. **M. foramen,** the cecal foramen of the tongue **M. glands,** tarsal glands; sebaceous follicles embedded in the tarsal plates of the eyelids. **M. sty,** one produced by suppuration of a Meibomian gland Syn., *hordeolum internum*.

Meig's capillaries (*megs*) [Arthur V. *Meigs*, American physician, 1850–1912]. The capillary blood-vessels found between the muscular fibers of the heart.

Meige's disease (*mehzj*) [Henri *Meige*, French physician, 1866–]. Milroy's disease, *q. v.*

Meinicke's test (*mi'-nik-eh*). For syphilis: a flocculation test.

Meinert's form of enteroptosis (*mi'-nert*). Enteroptosis occurring in chlorotic subjects.

meio- (*mi'-o-*). For words beginning thus, see *mio-*.

meiostagmin reaction (*mi-o-stag'-min*). A serum reaction based upon the lowering of the surface tension of a liquid when a specific antigen is added to a specific serum.

Meissner's corpuscles (*mis'-ner*) [Georg *Meissner*, German histologist, 1829–1903]. Ovoid, laminated corpuscles connected with medullated nerve-fibers which wind around the lower pole before entering them; they are found in the papillæ of the volar surfaces of the fingers and toes. **M.'s ganglia,** the ganglionic nodes in Meissner's plexus. **M.'s plexus,** a plexus of nerves found in the submucous layer of the small intestine.

Meissner-Billroth's plexus. See *Meissner's plexus*.

mel [L.]. Honey. The product of the honey-bee, *Apis mellifera*, and a few other hymenopterous insects. It contains a large amount of dextrose and levulose, and has the same properties as sugar. In medicine it is used as a vehicle, especially in gargles, and as an application to foul ulcers. **m. boracis** (B. P.), honey of borax, is used as a mouth-wash in thrush and aphthæ. **m. depuratum** (U. S. P.), clarified honey. **m. despumatum,** clarified honey **m. rosæ** (U. S. P.), honey of rose, is used as an addition to gargles in ulcerated conditions of the mouth and throat

melachol (*mel'-ak-ol*). Sodium citrophosphate, consisting of sodium phosphate, 100 parts; sodium nitrate, 2 parts; citric acid, 13 parts, rubbed together and mixed with 100 parts of water; used in liver complaints.

melada (*mel-a'-dah*) [Sp., fem. of *melar*, candy]. A moist brown sugar, produced like the muscovado, but not drained free of molasses.

malæna (*mel-e'-nah*). See *melena*.

melagra (*mel-a'-grah*) [μέλος, limb; ἄγρα, seizure]. Pain or gout in the limbs.

melaleuca (*mel-al-ū-kah*). See *cajuput*.

melalgia (*mel-al'-je-ah*) [μέλος, limb; ἄλγος, pain]. Pain or neuralgia in the extremities.

melamphonous (*mel-am'-fo-nus*) [μέλας, dark; φωνή, voice]. Hoarse-voiced.

melampyrin, melampyrit (*mel-am'-pi-rin, -rit*) See *dulcit*.

melanæmia (*mel-an-e'-me-ah*). See *melanemia*.

melanagogue (*mel-an'-ag-og*) [*melano-*; ἀγωγός, leading]. 1. Causing an expulsion of dark feces, or of bile. 2. A remedy that causes the expulsion of dark stools or of bile; formerly, a medicine of service in the treatment of choler, or melancholy.

melancholia, melancholy (*mel-an-ko'-le-ah, mel'-an-kol-e*) [μέλας, black; χολή, bile]. A disorder of the mind characterized by a profound emotional depression and a tendency toward introspection, impairment of the mental and physical faculties, with or without delusions. **m., affective,** that in which the emotional nature is at fault. **m. agitata,** a form associated with excessive motor excitement. The patient rushes about, wringing his hands and lamenting loudly. **m. attonita,** a form in which the patient is perfectly motionless, lies in bed or sits up with his eyes open and fixed, and is absolutely indifferent to everything about him. Syn., *stuporous melancholia*. **m., climacteric,** that occurring at the menopause. **m., convulsive,** that associated with Jacksonian epilepsy. **m., panphobic,** that associated with the dread of everything. **m., paretic,** that preceding paresis. **m. passiva, m., passive,** a chronic form of slow development and gradual failure of the physical powers. **m., simple,** a mild form without delusions. Syn., *hypomelancholia; melancholia without delirium* **m. simplex,** a mild form without delusions. **m. stuporosa.** Same as *m. attonita*. **m., stuporous.** See *m. attonita*.

melancholiac (*mel-an-ko'-le-ak*) [see *melancholia*]. 1. Suffering from melancholia. 2. A person affected with melancholia.

melancholic (*mel-an-kol'-ik*) [*melano-*; χολή, bile]. Sad; depressed; affected with melancholy.

melanedema (*mel-an-e-de'-mah*) [μέλας, black; οἴδημα, swelling]. Melanosis of the lungs.

melanemia, melanæmia (*mel-an-e'-me-ah*) [μέλας, black; αἷμα, blood]. The presence in the blood-plasma or in the corpuscles, or in both, of dark pigment-granules due to the disintegration of the hemoglobin. Syn., *hemachromatosis*.

melanephidrosis (*mel-an-ef-id-ro'-sis*) [μέλας, black; ἐφίδρωσις, excessive perspiration]. Black perspiration.

melangeur (*ma-lon-zjer'*) [Fr.]. The graduated pipet of the hemocytometer.

melanicterus (*mel-an-ik'-ter-us*) [*melano-*; ἴκτερος, jaundice]. Black jaundice.

melanidia (*mel-an-id'-e-ah*). See *miner's phthisis*.

melanidrosis (*mel-an-id-ro'-sis*). See *melanephidrosis*.

melaniferous (*mel-an-if'-er-us*) [*melanin; ferre*, to carry]. Containing melanin or some other black pigment.

melanin (*mel'-an-in*) [μέλας, black]. A black pigmentary matter occurring naturally in the choroid coat of the eye, the skin, the hair, the muscles, and, pathologically, in the skin in Addison's disease and in melanotic tumors. Melanin usually contains sulphur and rarely iron. It is a product of cell-activity and belongs to the socalled metabolic pigments.

melanism (*mel'-an-izm*) [*melanism*]. The abnormal deposition of dark pigment in an organ or organism.

melanistic (*mel-an-is'-tik*). Melanotic.

melano- (*mel-an-o*) [μέλας, black]. A prefix signifying dark-colored, or relating to melanin.

melanoblastoma (*mel-an-o-blas-to'-mah*) [*melano-*; *blastoma*]. Same as *melanosarcoma*.

melanocancroid (*mel-an-o-kang'-kroid*). Synonym of *melanocarcinoma*.

melanocarcinoma (*mel-an-o-kar-sin-o'-mah*). A carcinoma containing melanin.

melanochlorosis (*mel-an-o-klo-ro'-sis*) [*melano-*; χλωρός, green]. Chlorosis in which the skin has a blackish-green hue. *See melanicterus*.

melanochroic, melanochroous (*mel-an-o-kro'-ik, mel-an-ok'-ro-us*) [*melano-*; χρόα, color]. Having a dark color or complexion.

melanocomous (*mel-an-ok'-o-mus*) [*melano-*; κόμη, hair]. Black-haired.

melanocyte (*mel'-an-o-sīt*) [*melano-*; κύτος, a cell]. A wandering lymph-cell which has become discolored by the absorption of dark pigment-granules.

melanoderma, melanodermia (*mel-an-o-der'-mah, mel-an-o-der'-me-ah*) [*melano-*; δέρμα, skin]. Black pigmentation of the skin. **m., parasitic.** See *vagabond's disease*.

melanodes (*mel-an-o'-dēz*). Melanoid.

melanogen (*mel-an'-o-jen*) [*melano-*; γεννᾶν, to produce]. A material which becomes melanin on receiving the appropriate stimulus.

melanoglossia (*mel-an-o-glos'-e-ah*) [*melano-*; γλῶσσα, tongue]. Black tongue; due to the presence of microphytes.

melanoid (*mel'-an-oid*) [*melano-*; εἶδος, like]. Dark-colored; of the nature of melanosis.

melanoleukoderma (*mel-an-o-loo-ko-der'-mah*) [*melano-*; *leukoderme*] A mottled skin

melanoma (*mel-an-o'-mah*) [*melano-*; ὄμα, tumor· *pl.*, *melanomata*]. A tumor containing melanin.

melanomyces (*mel-an-o-mi'-sez*) [*melano-*; μύκης, fungus]. A black fungous growth.

melanopathy (*mel-an-op'-ath-e*) [*melano-*; πάθος, disease]. A disease attended with a deposit of dark pigment.

melanoplakia (*mel-an-o-pla'-ke-ah*) [*melano-*; πλάξ, surface]. Pigmentation of the mucous membrane of the mouth.

melanorrhagia (*mel-an-or-a'-je-ah*) [*melano-*; ῥηγνύναι, to burst forth]. The copious discharge of blackened feces.

melanorrhea (*mel-an-or-e'-ah*) [*melano-*; ῥοία, a flow]. Synonym of *melena*.

melanosarcoma (*mel-an-o-sar-ko'-mah*) [*melano-*; *sarcoma*]. A sarcoma containing melanin

melanosarcomatosis (*mel-an-o-sar-ko-mat-o'-sis*). The formation of melanosarcomata or the conditions favoring their formation.

melanoscirrhus (*mel-an-o-skir'-us*). A form of scirrhous scarcinoma characterized by pigmentation.

melanosis (*mel-an-o'-sis*) [*melano-*; νόσος, disease]. A general tendency to the formation in the blood, and the deposition in organs, of a dark granular pigment which is usually derived from the hemoglobin of the blood. **m. lenticularis progressiva.** See *xeroderma pigmentosum*.

melanosity (*mel-an-os'-it-e*) [*melano-*; νόσος, disease]. The condition of being melanous; darkness, as of hair, eyes, or skin.

melanosmegma (*mel-an-o-smeg'-mah*). A soft green soap.

melanotic (*mel-an-ot'-ik*) [*melanosis*]. Pertaining to or characterized by melanosis or by a deposit of melanin.

melanotrichous (*mel-an-ot'-rik-us*) [*melano-*; θρίξ, hair]. Black-haired.

melanous (*mel'-an-us*) [*melanosis*]. Pigmented, dark complexioned, characterized by melanosis.

Melanthera (*mel-an'-ther-ah*) [μέλας, black; ἀνθηρός, blossoming]. A genus of composite plants. *M. brownei* is an African plant the leaves of which in infusion are recommended as a substitute for quinine.

melanthin (*mel-an'-thin*). A glucoside, found in the seeds of *Nigella sativa*.

melanuria (*mel-an-ū'-re-ah*) [μέλας, black οὖρον, urine]. The presence of black pigment in the urine.

melanuric (*mel-an-ū'-rik*). Pertaining to, or characterized by, melanuria.

melanurin (*mel-an-ū'-rin*) [*melano-*; οὖρον, urine]. A dark pigment found in the urine in melanuria; it is sometimes associated with the presence in the body of melanotic tumors.

melasicterus (*mel-as-ik'-ter-us*) [μέλας, black; ἴκτερος, jaundice]. Black jaundice; jaundice with great discoloration of the skin.

melasma (*mel-az'-mah*) [μέλας, black]. A deposit of dark pigment in the skin; melanoderma. **m. suprarenale,** Addison's disease.

melatrophy (*mel-at'-ro-fe*) [μέλος, limb; ἀτροφία, lack of nutrition]. Wasting of the limbs.

melena, melæna (*mel-e'-nah*) [μέλας, black]. The discharge of stools colored black by altered blood. It is quite common in the newborn. **melæna neonatorum,** an extravasation of blood into the stomach and intestines of the newborn infant, occurring most often in the first few hours of life.

melenemesis (*mel-en-em'-es-is*) [*melano-*; ἔμεσις, vomiting] Black vomit.

melenorrhagia (*mel-en-or-a'-je-ah*). Synonym of *melena*.

melezitose (*mel-ez'-it-ōs*) [Fr., *mélèze*, larch]. $C_{18}H_{32}O_{16}+2H_2O$. A sugar found in European false manna, or Briancon manna.

Melia (*me'-le-ah*) [μελία, the ash]. A genus of the order *Meliaceæ*. *M. azadirachta* is indigenous to Asia, but naturalized in southern Europe and America. The entire plant is bitter and narcotic, in small doses purgative and anthelmintic; the leaves and blossoms are vulnerary and stomachic; the bark, called *margosa*, is tonic and emmenagogue; the oil of the seeds is antiseptic. *M. azedarach* is indigenous to Asia and naturalized in the United States. The root bark is anthelmintic. Dose of *fluidextract* 10–30 min. (0.6–1.8 Cc.). The oil from the seeds is used in skin diseases and as a vulnerary.

melicera, meliceris (*mel-is-e'-rah, mel-is-e'-ris*) [*mel*; κηρός, wax]. A cyst containing a substance having a honey-like appearance.

melioidosis (*me-le-oid-o'-sis*). A disease resembling glanders, found in Rangoon, Singapore and adjoining places.

Melilotus (*mel-il-o'-tus*) [*mel*; λωτός, lotus]. A genus of leguminous herbs. *M. officinalis*, the sweet clover, is official in the G. P. It contains coumarin, melilotic acid and coumaric acid of which coumarin is the anhydride.

melinous (*mel'-in-us*) [μῆλινος]. Quince-colored.

melioform (*mel'-e-o-form*). Trade name of a soft soap containing formaldehyde.

Melissa (*mel-is'-ah*) [μέλισσα, a bee]. A genus of labiate plants. *M. officinalis*, balm or lemon-

balm is a species growing in southern Europe. Balm, is used as a drink in febrile affections and as a flavoring agent.

melissic (*mel-is'-ik*) [*mel*]. Obtained from honey or from beeswax.

melissophobia (*mel-is-o-fo'-be-ah*) [μέλισσα, a bee; φόβος, fear]. A morbid dread of bees and wasps.

melitagra (*mel-it-a'-grah*) [*mel*; ἄγρα, seizure]. Eczema associated with the formation of soft, honey-colored crusts.

melitemia, melitæmia (*mel-it-e'-me-ah*) [*mel*; αἷμα, blood]. The presence of an excess of sugar in the blood.

melitis (*mel-i'-tis*) [μῆλον, cheek; ιτις, inflammation]. Inflammation of a cheek.

melitoptyalismus (*mel-it-o-ti-al-iz'-mus*) [μέλι, honey; πτύαλον, saliva]. The production of melitoptyalon.

melitoptyalon (*mel-it-o-ti'-al-on*) [μέλι, honey; πτύαλον, saliva]. A saliva containing glucose said to be secreted by persons suffering from hectic fever.

melitose (*mel'-it-ōs*) [*mel*], $C_{12}H_{22}O_{11}$. A crystalline sugar occurring in Australian manna, flour of cottonseeds, sugar-beets, and in the molasses obtained in the manufacture of sugar.

melituria (*mel-it-ū'-re-ah*) [*melitose*; οὖρον, urine]. Diabetes mellitus. **m. inosita,** the presence of inosit in the urine.

Mellin's food. A variety of Liebig's food for infants. Its composition is: Water 5 62, fat 0.16, maltose 58.88, dextrins 20.69, starch none, soluble carbohydrates 79.57, proteins 10.35, salts 4.30.

mellita (*mel-i'-tah*) [Plural of *mel*, honey]. Pharmaceutical preparations known as honeys. They consist of honey, either natural, clarified, or flavored. There are three official *mellita*.

mellite (*mel'-īt*). See *mellitum*.

mellithemia (*mel-ith-e'-me-ah*). See *melitemia*.

mellitum (*mel-i'-tum*) [*mel*]. In pharmacy, a honey; a preparation in which honey is the menstruum. **m. rosæ.** See *melrosæ*.

melliturin (*mel-it-ū'-re-ah*). Meliturin.

melmaroba (*mel-mar-o'-bah*). A liquid preparation said to contain *Brunfelsia uniflora*, caroba, stillingia, and potassium iodide; it is used in syphilis, chronic skin diseases, and rheumatism. Dose 1–2 dr. (3.75–7.5 Cc.).

meloagra (*mel-o-a'-grah*) [μέλος, limb; ἄγρα, seizure]. Any arthritic or rheumatic pain in the limbs.

melocampyle (*mel-o-kam'-pil-e*) [μέλος, limb; καμπύλη, crooked staff]. Deformity of the limbs from bending.

melodidymus (*mel-o-did'-im-us*) [μέλος, limb; δίδυμος, double]. A monstrosity with double limbs. Melodidymia are twins united by the limbs.

melol (*mel'-ol*) [*mel*; *oleum*, oil]. Disguised castor-oil.

melomania (*mel-o-ma'-ne-ah*) [μέλος, song; μανία, madness]. Inordinate devotion to music.

melomaniac (*mel-o-ma'-ne-ak*) [μέλος, song; μανία, madness]. One who is affected with melomania.

melomelus (*mel-om'-el-us*) [μέλος, limb]. A monster with supernumerary limbs.

melon (*mel'-on*) [μῆλον, an apple]. 1. See *citrullus* and *cucumis*. 2. A proprietary cicatrizant and vulnerary. **m.-root,** the root of muskmelon, *Cucumis melo*. Dose of cultivated root 6 dr. (25 Gm.); of wild root 8–11 gr.(0.51–0.71 Gm.). **m.-seed bodies,** fibrous bodies, resembling melon-seeds in size, sometimes found in joints and cysts of tendon-sheaths.

meloncus (*mel-ong'-kus*) [μῆλον, cheek; ὄγκος, tumor]. A tumor of the cheek.

melonemetin (*mel-on-em'-et-in*). See *melonenemetin*.

melonenemetin (*mel-on-en-em'-et-in*). A bitter brown substance from the root of musk-melon *Cucumis melo*. It is used as an emetic and purgative. Dose ¾–1 gr. (0.50–0.07 Gm.).

meloplastic (*mel-o-plas'-tik*) [μῆλον, cheek; πλάσσειν, to form]. Pertaining to meloplasty.

meloplasty (*me'-lo-plas-te*) [μῆλον, cheek; πλάσσειν, to form]. A plastic operation on the cheek.

melos (*me'-los*) [μέλος, a limb]. Limb.

melosalgia (*mel-os-al'-je-ah*). See *melalgia*.

meloschisis (*mel-os'-kis-is*) [μῆλον, cheek; σχίσις, cleft]. A congenital cleft of the cheek.

melosis (*me-lo'-sis*) [μῆλη, probe]. The process of probing.

melotis (*mel-o'-tis*) [μῆλη, probe; οὖς, ear]. An aural probe.

melotridymus (*mel-o-trid'-im-us*) [μέλος, limb; τρίδυμος, threefold]. A fetal monstrosity with three pairs of limbs.

melting-point. The degree of temperature at which solids pass into the liquid state.

Meltzer's method (*melt'-zer*) [Samuel James *Meltzer*, American physician, 1851–1920]. The introduction of an anesthetic vapor into the trachea. **M.'s sign,** normally, on auscultation of the heart (at the side of the xiphoid appendix) there is heard, after swallowing, a first sound produced by the flowing of fine drops, and six or seven seconds after, a "glou-glou." According to Meltzer, the second sound fails in the case of occlusion or pronounced contraction of the lower part of the esophagus.

melubrin (*mel'-ū-brin*). Trade name of an antipyrin derivative, used in acute articular rheumatism, sciatica, etc. Dose 15–30 gr. (1 to 2 Gm.).

melulose (*mel'-ū-lōs*). A concentrated extract of malt.

member (*mem'-ber*) [*membrum*, a limb]. A part of the body, especially a projecting part, as the leg or the arm.

membra (*mem'-brah*) [L.]. Plural of *membrum*.

membral (*mem'-bral*) [*membrum*, limb]. Pertaining to a limb or member.

membrana (*mem-bra'-nah*) [L.; *pl.*, *membranæ*]. A membrane. **m. abdominis,** the peritoneum. **m. adventitia,** the advenitita of blood-vessels; also, the decidua reflexa. **m. agnina,** the amnion. **m. basilaris,** See *m. propria*. **m. caduca,** the decidua. **m. capsularis,** a capsular ligament. **m. decidua.** See *decidua*. **m. eboris,** the cellular covering of tooth pulp. **m. elastica laryngis,** the cricothyroid membrane with the membrana quadrangularis. **m. flaccida.** See *Shrapnell's membrane*. **m. germinativa,** the blastoderm. **m. granulosa,** the layer of small polyhedral cells within the theca folliculi of the Graafian follicle. **m. limitans,** the limiting layer of the retina. There are two—the *internal* and the *external*. See *limiting membrane*. **m. propria,** the delicate membrane upon which the epithelium of mucous membranes rests; the basement-membrane. **m. quadrangularis,** one of the elastic membranes of the larynx. **m, reuniens,** the fused somatopleuric layers between the recti abdominis in the embryo. **m. Ruyschiana,** the middle or

capillary layer of the choroid. **m. sacciformis,** the synovial membrane of the inferior radioulnar articulation. **m. Schneideriana,** the pituitary membrane. **m. serotina,** the part of the decidua entering into the formation of the placenta. **m. tectoria,** a delicate membrane of the internal ear. Syn., *Corti's membrane.* See under *ear.* **m. tensa,** the tympanic membrane proper, exclusive of Shrapnell's membrane. **m. tenuis,** the archnoid. **m. tympani.** See *membrane, tympanic.* **m. vestibularis.** See *Reissner's membrane.* **m. vibrans.** Same as *m. tensa.*

membranaceous (*mem-bran-a'-ce-us*) [*membrum,* member]. Pertaining to, consisting of, or of the nature of, a membrane.

membrane (*mem-'brān*) [*membrana,* from *membrum,* member]. A thin layer of tissue surrounding a part or separating adjacent cavities. **m., animal,** a membrane made from animal tissues, used in dialyzing. **m., basement-,** a delicate membrane, made up of flattened cells, underlying the epithelium of mucous surfaces. **m. basilar.** See *basilar.* **m.-bone,** any bone that originates, not in cartilage, but in membrane as some of the cranial bones. **m. of Bruch.** See *Bruch's membrane.* **m. Cargile's.** See *Cargile's membrane.* **m., cell,** the cell wall. **m., cloacal,** the ventral wall of the cloaca of the embryo. **m., compound,** one made up of two distinct laminæ, as seromucous and serofibrous membranes. **m. of Corti.** See *membrana tectoria.* **m., costocoracoid,** a dense layer of fascia extending between the subclavius muscle and the pectoralis minor, and forming the anterior portion of the sheath of the axillary vessels. **m., cricothyroid,** the membrane connecting the thyroid and cricoid cartilages of the larynx. **m., croupous,** the yellowish-white membrane forming in the larynx in croup. **m., Débove's.** See *Débove's membrane.* **m. of Descemet.** See *Descemet's membrane.* **m., diphtheritic,** a fibrinous layer formed on a mucous membrane or cutaneous surface and extending downward for a variable depth. It is the result of coagulation-necrosis, generally brought about by the bacillus of diphtheria. **m., drum-,** the tympanic membrane. **m., elastic,** one composed of elastic fibrous tissue. **m., false.** See *m., diphtheritic.* **m., fenestrated,** the elastic membrane of the intima of arteries. Syn., *fenestrated membrane of Henle.* **m., fetal,** a name given to the chorion, amnion, or allantois. **m., germinal,** the blastoderm. **m. hyaline,** (1) basement membrane; (2) the membrane between the inner fibrous layer of a hair follicle and its outer root-sheath. **m., hyaloid,** a delicate membrane investing the vitreous humor of the eye. **m., intrachoroidal,** an ependymal membrane below the choroidal fissure in the embryo. **m., Jacob's.** See *Jacob's membrane.* **m., Krause's.** See *Krause's membrane.* **m., limiting,** See *limiting membrane.* **m., meconic,** a layer within the rectum of the fetus, supposed to invest the meconium. **m., medullary.** Same as *endosteum.* **m., mucous,** the membrane lining those cavities and canals communicating with the air. It is kept moist by the mucus secreted by the goblet-cells and mucous glands. **m. of Nasmyth.** See *Nasmyth's membrane.* **m., nictitating,** the winking membrane of the lower animals, represented in the human eye by the plica semilunaris. **m., obturator,** the fibrous membrane closing the obturator foramen. **m., otolith,** membrane formed of otoliths and a mesh-work of fibrous tissue in the utricle and saccule. **m., palatine,** the membrane covering the roof of the mouth. **m., persistent pupillary.** See *m., pupillary.* **m., periodontal,** a fibrous layer covering the cement of teeth. **m., pseudoserous,** one presenting the moist, glistening surface, etc., of a serous membrane, but differing from it in structure; *e. g.,* the endothelium of the blood-vessels. **m., pupillary,** a delicate, transparent membrane closing the pupil in the fetus. It disappears between the seventh and eighth months; when it persists after birth it is termed persistent pupillary membrane. **m., pyogenic,** the lining of an abscess-cavity or a fistulous tract. The term should be restricted to the lining of an abscess that is spreading and in which the membrane produces pus. **m., pyophylactic,** a protective membrane lining an abscess cavity. **m. of Reissner.** See *Reissner's membrane.* **m., reticular,** the membrane covering the space of the outer hair-cells of the cochlea. **m. of Ruysch.** See *Ruysch's membrane.* **m., Schneiderian,** the mucosa lining the nasal fossæ. **m., secondary tympanic,** the membrane closing the fenestra rotunda. **m., serous,** a delicate membrane covered with flat, endothelial cells lining closed cavities of the body, *e. g.,* the peritoneum and the pleura. **m., Shrapnell's.** See *Shrapnell's membrane.* **m., sutural,** fibrous tissue passing through the sutures of the cranium between the periosteum and the external layer of the dura. **m., synovial,** a membrane covering the articular extremities of bones and the inner surface of ligaments entering into the formation of a joint. **m., Tenon's.** See *Tenon's capsule.* **m., thyrohyoid,** the membrane joining the thyroid cartilage and hyoid bone. **m., tympanic,** the drum-membrane; the membrane separating the external from the middle ear. It consists of three layers· an *outer* or skin layer, a *fibrous* layer, and an *inner* mucous layer **m., vitelline,** the true cell-membrane of the ovum, lying within the zona pellucida.

membraniferous (*mem-bran-if'-er-us*) [*membrane; fere,* to bear]. Having a membranous expansion.

membraniform (*mem-bran'-if-orm*) See *membranous.*

membranins, membranin bodies (*mem'-bran-ins*). A special group of proteins containing sulphur, which blackens lead; insoluble in water, salt solution, or dilute acids or alkalies, but soluble in the last two with warmth. Like mucins, they yield a reducing substance by action of dilute mineral acids with heat. They give a beautiful red coloration with Millon's reagent. Membranins constitute the substance of Descemet's membrane and of the capsule of the crystalline lens.

membranocarneous (*mem-bra-no-kar'-ne-us*) [*membrane; carneus,* belonging to flesh]. Both membraneous and fleshy.

membranocartilaginous (*mem-bra-no-kar-til-aj'-in-us*). Both cartilaginous and fleshy.

membranocranium (*mem-bran-o-kra'-ne-um*) [*membrana,* membrane; *κρανιον,* skull]. The membranous skull of the fetus, prior to ossification.

membranoid (*mem'-bran-oid*) [*membrana,* membrane; *εἶδος,* like]. Resembling membrane.

membranous (*mem'-bran-us*). Pertaining to, having the nature of, or consisting of, a membrane. **m. labyrinth.** See *labyrinth, membranous.*

m. urethræ, the part of the urethra between the two layers of the triangular ligament.

membroid (*mem'-broyd*). A capsule, indigestible in the stomach. Used for introducing medicines into the duodenum where it is dissolved.

membrum (*mem'-brum*) [L.: *pl., membra*]. Same as *member*. **m. muliebre,** the clitoris. **m. seminale, m. virile,** the penis.

memory (*mem'-o-re*) [*memor*, mindful]. That faculty of the mind by which ideas and sensations are recalled. **m. anterograde** (*an'-ter-o-grād*). Memory for events long past but amnesia in regard to recent occurrences.

menacme (*men-ak'-me*) [*μήν*, month; *ἀκμή*, prime]. The period of a woman's life during which menstruation persists.

menagogue (*men'-ag-og*). Syn. of *emmenagogue*.

menarche (*men-ar'-ke*) [*μήν*, month; *ἀρχή*, beginning]. The time when menstruation starts.

Mendel's law (*men'-dl*) [Johann Gregor *Mendel*, Austrian naturalist, 1822–1884]. A first cross will result in offspring resembling one or the other parent, and possessing in an undeveloped form, termed "recessive," the attributes of the other. The second cross will result in fixed types possessing respectively the character of one parent, "dominant," and of both parents in varying degrees.

Mendel's test (*men'-del*). An intradermal injection of 0.1 cm. of 1:1000 dilution of old tuberculin (human or bovine). Diagnostic for tubercular disease in children.

Mendel-Bechterew's foot reflex (*men'-del-bek'-ter-oo*) [Kurt *Mendel*, German neurologist, 1874– ; Vladimir von *Bechterew*, Russian neurologist, 1857–]. If the inner margin of the foot is supported and the tendons on the dorsum are struck, all the toes except the great toe will be extended.

Mendeléeff's law (*men-del'-yef*) [Dimitrii Invanovich *Mendeléeff*, Russian chemist, 1834–1907]. The properties of an element are a periodical function of its atomic weight. Also called *periodic law*.

Mendelism (*men'-del-izm*). The theory proposed by Mendel and comprised in his law of dichotomy in plant hybridization. See *Mendel's law*.

mendosus (*men-do'-sus*) [*mendax*, false]. False; incomplete.

menelcosis (*men-el-ko'-sis*) [*μῆνες*, menses; *ἕλκωσις*, ulceration]. Ulceration of the leg, with vicarious menstruation from the sore.

menellipsis (*men-el-ip'-sis*) [*μῆνες*, menses, *ἔλλειψις*, a falling off] Menopause.

menhidrosis, menidrosis (*men-hid-ro'-sis, men-id-ro'-sis*) [*μήν*, mouth; *ἱδρωσις*, sweat]. Replacement of the menstrual flow by bloody sweat.

Ménière's disease (*men-e-ār'*) [Prosper *Ménière*, French physician, 1799–1862]. Aural vertigo A disease of the middle ear characterized by sudden deafness and symptoms of apoplexy. Its cause is thought to be effusion or hemorrhage into the semi-circular canals of the ear.

Ménière's solution "A" (*men-e-ār'*). A preparation containing iodoform 10, balsam of Peru 30, guaiacol 10, eucalyptol 10, and ether 100 parts; used as an antiseptic dressing for wounds.

meningarthrocace (*men-in-gar-throk'-as-e*) [*μῆνιγξ*, membrane; *ἄρθρον*, joint; *κακός*, evil]. Inflammation of joint-membranes.

meningeal (*men-in'-je-al*) [*meninges*]. Pertaining to the meninges.

meningematoma (*men-in-je-mat-o'-mah*). Hematoma of the dura.

meningeocortical (*men-in-je-o-kor'-tik-al*). Relating to the meninges and the cortex of the brain.

meningeorrhaphy (*me-nin-je-or'-af-e*) [*meninges; ῥαφή*, suture]. 1. Suture of membranes. 2. Suture of the meninges of the brain or spinal cord.

meninges (*men-in'-jēz*) [Plural of *meninx, q. v.*]. A name applied to the membranes of the brain and spinal cord; the dura, pia, and arachnoid. **m., lepto-,** the pia and arachnoid.

meninghematoma (*men-ing-he-mat-o'-mah*). See *meningematoma*.

meningina (*men-in-ji'-nah*) [*μῆνιγξ*, membrane]. The pia and arachnoid considered as the proper meninges, and apart from the dura; the pia-arachnoid.

meninginitis (*men-in-jin-ī'-tis*). Leptomeningitis.

meningioma (*men-in-je-o'-mah*). A tumor of the meninges, or a tumor composed of meningeal tissue.

meningism (*men'-in-jizm*) [*meninges*]. 1. Simple circulatory disturbances of the meninges, of toxic or hysterical origin. 2. Pseudomeningitis accompanied by symptoms similar to those of tuberculous meningitis.

meningitic (*men-in-jit'-ik*) [*meningitis*]. Pertaining to, or affected with, meningitis. **m. streak.** See *tache méningéale*.

meningitiform (*men-in-jit'-e-form*) [*meningitis; forma*, form] Resembling meningitis.

meningitis (*men-in-ji'-tis*) [*meninges; itis*, inflammation]. Inflammation of the membranes of the brain or cord; that of the dura is termed *pachy-meningitis;* that of the pia-arachnoid, *leptomeningitis*, or simply meningitis. Meningitis of the membranes of the brain is classified into *acute* and *chronic*, the former being subdivided into serous and purulent, the latter into fibrous, ossifying, and deep, or *encephalomeningitis*. According to location, two varieties are spoken of—that of the *vertex* and that of the *base*. **m., acute cerebral,** that due to traumatism, to extension of inflammation from adjacent structures, especially from the middle ear, the orbit, the nasal sinuses, or to tuberculosis (*tuberculous meningitis*); it may be secondary to acute infectious processes elsewhere in the body, as pneumonia, erysipelas, typhoid fever, influenza, smallpox, or it may be a primary disease, as in *cerebrospinal meningitis*. **m., acute spinal,** a form that may occur in tuberculosis, as a secondary process in acute infectious diseases, such as smallpox, scarlatina, pneumonia, as a part of epidemic cerebrospinal meningitis, as the result of extension of inflammation from neighboring parts, and as the result of exposure to cold and wet. The symptoms are chill, fever, pain in the back and limbs, rigidity of the muscles, dyspnea, exaggerated reflexes, later paralyses. **m., cerebrospinal,** inflammation of the membranes of the brain and spinal cord. The symptoms are fever, slow pulse, later rapid pulse, headache, delirium, rigidity and retraction of the neck, convulsions, vomiting, a scaphoid abdomen, constipation, optic neuritis; in advanced stages various palsies occur, such as ptosis, squint, and facial paralysis. In *epidemic cerebrospinal meningitis* there is usually a characteristic eruption. See under *exanthem*. **m., chronic cerebral,** a form due to syphilis or tuberculosis, or it may be associated with disease of the brain in encephalomeningitis (paretic dementia). The main symptoms are, in the first two, headache, convulsions, and rigidity of the muscles of the neck. **m., chronic spinal,**

a variety due to syphilis, traumatism, and the excessive use of alcohol. It is also frequently an accompaniment of the scleroses of the spinal cord. The symptoms are pain, hyperesthesia along the spinal nerves, increased reflexes, paralyses. **m., focal,** that confined to a very limited area and usually due to traumatism or syphilis. **m., mechanical,** that due to traumatism. **m., occlusive,** infantile leptomeningitis leading to the occlusion of the foramen of Magendie. **m., otitic,** that complicating an attack of otitis. **m., septicemic,** that due to an infectious process. **m., tuberculous,** inflammation of the pia of the brain with effusion of lymph and pus; acute hydrops.

meningitophobia (*men-in-jit-o-fo'-be-ah*) [*meningitis; φόβος*, fear]. A pseudomeningitis due to fear of that disease.

meningium (*men-in'-je-um*). See *arachnoid.*

meningo- (*men-in-go-*) [*meninges*]. A prefix meaning relating to the meninges.

meningobacterin (*men-in-go-bak'-ter-in*). Trade name of a vaccine for use in the prophylaxis of cerebrospinal meningitis.

meningocele (*men-in'-go-sēl*) [*meningo-; κήλη*, hernia]. A protrusion of the cerebral or spinal meninges through a defect in the skull or vertebral column. It forms a cyst filled with cerebrospinal fluid.

meningocephalitis (*men-in-go-sef-al-i'-tis*). See *meningoencephalstis.*

meningocerebritis (*men-in-go-ser-e-bri'-tis*). See *meningoencephalitis.*

meningococcemia (*men-in-go-kok-se'-me-ah*) [*meningococcus; αἷμα*, blood]. The presence of meningococci in the blood.

meningococcus (*men-in-go-kok'-us*) [*meningo-; coccus*]. A name for the coccus of cerebro-spinal fever. See *micrococcus intercellularis meningitidis.*

meningocortical (*men-in-go-kor'-tik-al*). Relating to the meninges and the cortex.

meningoencephalitis (*men-in-go-en-sef-al-i'-tis*). Inflammation of the brain and its membranes.

meningoencephalocele (*men-in-go-en-sef'-al-o-sēl*) [*meningo-; ἐγκέφαλον*, brain; *κήλη*, hernia]. Hernia of the brain and its meninges.

meningo-encephalomyelitis (*men-in-go-en-sef-al-o-mi-el-i'-tis*). Combined inflammation of the meninges, brain, and spinal cord.

meningomalacia (*men-in-go-mal-a'-se-ah*) [*meningo-; μαλακία*, softness]. A softening of the cerebral or spinal meninges, or other membranes.

meningomyelitis (*men-in-go-mi-el-i'-tis*). Inflammation of the spinal cord and its meninges.

meningomyelocele (*men-in-go-mi'-el-o-sēl*). A protrusion from the spinal column of a portion of the cord and membranes.

meningo-osteophlebitis (*men-in-go-os-te-o-fleb-i'-tis*) [*meningo-; ὀστέον*, bone; *phlebitis*]. Periostitis combined with phlebitis of the veins of the bone.

meningoradicular (*men-in-go-rad-ik'-ū-lar*) [*meningo-; radix*, root]. Pertaining to the meninges and nerve-roots (cranial or spinal).

meningorrhachidian (*men-in-go-rak-id'-e-an*) [*meningo-; ῥάχις*, spine]. Relating to the spinal meninges.

meningorrhea, meningorrhœa (*men-in-gor-e'-ah*) [*meningo-; ῥοία*, a flow]. Meningeal hemorrhage, or extravasation of blood.

meningorrhagia (*men-in-gor-a'-je-ah*) [*meningo-; ῥηγνύναι*, to burst forth]. Meningeal hemorrhage.

meningosis (*men-in-go'-sis*) [*meninges*]. The union of bones by a membranous attachment.

meningotyphoid (*men-in-go-ti'-foid*). Typhoid with symptoms of meningitis.

meninguria (*men-in-gū'-re-ah*) [*μῆνιγξ*, membrane; *οὖρον*, urine]. The passage or presence of membranous shreds in the urine.

meninx (*men'-ingks*) [*μῆνιγξ*, membrane; pl., *meninges*]. A membrane, especially one of the brain or spinal cord; the meninges covering the brain and spinal cord consist of the dura, pia, and arachnoid.

menischesis (*men-is'-ke-sis*). See *ischomenia.*

meniscitis (*men-is-i'-tis*) [*μηνίσκος*, crescent; *ιτις*, inflammation]. An inflammation of any interarticular cartilage, especially of the semilunar cartilages of the knee-joint.

meniscoid (*men-is'-koid*) [*μηνίσκος*, crescent; *εἶδος*, like] Resembling a meniscus; crescent-shaped.

meniscotomy (*men-is-kot'-o-me*) [*meniscus; τόμη*, a cutting]. Removal of a meniscus; specifically, the removal of an interarticular fibrocartilage of the knee joint.

meniscus (*men-is'-kus*) [*μηνίσκος*, a crescent]. A crescent or crescentic body, especially an interarticular fibrocartilage. Also a concavoconvex (*positive meniscus*) or convexoconcave lens (*negative meniscus*). **m. lateralis,** the external semilunar fibrocartilage of the knee-joint. **m. medialis,** the internal semilunar fibrocartilage of the knee-joint. **m., tactile,** a form of nerve-ending with a concave surface turned ectad, each concavity containing a tactile cell.

menispermin (*men-is-per'-min*). A resinoid obtained from *Menispermum canadense;* dose about 2 gr. (0.125 Gm.).

menispermum (*men-is-per'-mum*) [*μήνη*, moon; *σπέρμα*, seed]. Yellow parilla; Canadian moonseed. The rhizome and roots of *M. canadense*, of the order *Menispermaceæ*. It is alterative and is used as a substitute for sarsaparilla.

meno- (*men-o-*) [*menses*]. A prefix meaning relating to the menses

menocelis (*men-o-se'-lis*) [*meno-; κηλίς*, spot]. Dark erythematous or hemorrhagic spots occurring upon the skin in failure of menstruation.

menolipsis (*men-o-lip'-sis*) [*meno-; λεῖψις*, an omission]. The retention or absence of the menses.

menometastasis (*men-o-met-as'-tas-is*) [*meno-; metastasis*]. Vicarious menstruation.

menopad (*men'-o-pad*) [*meno-*]. A pad for catching the menstrual blood.

menopause (*men'-o-pawz*) [*meno-; παῦσις*, cessation]. The physiological cessation of menstruation, usually occurring between the forty-fifth and fiftieth years. Syn., *climacteric.*

menophania (*men-o-fa'-ne-ah*) [*meno-; φαίνειν*, to appear]. The first appearance of the menses.

menoplania (*men-o-pla'-ne-ah*) [*meno-; πλάνη*, deviation]. A discharge of blood occurring at the menstrual period, but derived from some other part of the body than the uterus.

menorrhagia (*men-or-a'-je-ah*) [*meno-; ῥηγνύναι*, to burst forth]. An excessive menstrual flow.

menorrhea, menorrhœa (*men-or-e'-ah*) [*meno-; ῥοία*, a flow]. The normal flow of the menses; also, excessive menstruation.

menosal (*men'-o-sal*). Trade name of menthol salicylic methyl ester, said to be analgesic and of use in rheumatic affections.

menoschesis (*men-os'-kes-is*) [*meno-; σχέσις*, retention]. Retention of the menses.

menosepsis (*men-o-sep'-sis*) [*meno-*; σῆψις, putridity]. A putrid quality of the menses.

menostasia, menostasis (*men-os-ta'-se-ah, men-os'-tas-is*) [*meno-*; στάσις, standing]. A suppression of the menstrual flow.

menostaxis (*men-o-staks'-is*) [*meno-*; τῖάξις, a dripping]. Prolonged menstruation due to endometrial necrosis.

menotoxin (*men-o-toks'-in*) [*meno-*; *toxin*]. A toxic substance supposed to be present in the blood and other fluids of women during the menstrual period.

menoxenia (*men-oks-e'-ne-ah*) [*meno-*; ξένος, strange, foreign]. Irregularity of menstruation; vicarious menstruation.

mens (*menz*) [L.: *gen., mentis*]. Mind. *Compos mentis*, of sound mind. *Cf. Non compos mentis.*

mensa (*men'-sah*) [L.]. A table; the chewing surface of the molars.

mensalis (*men-sa'-lis*). See *trapezius* under *muscle.*

menses (*men'-sēz*) [*mensis*, a month]. The recurrent monthly discharge of blood from the genital canal of a woman during sexual life.

menstrua (*men'-stroo-ah*) [L.. *pl., of menstruus*, monthly]. 1. The menses. 2. Plural of *menstruum, q. v.* **m. alba.** Synonym of *leukorrhea.*

menstrual (*men'-stroo-al*) [see *menstruation*]. Pertaining to menstruation. **m. colic,** uterine colic due to menstruation.

menstruant (*men'-stroo-ant*) [*menstruus*, monthly]. 1. Subject to, or capable of, menstruating. 2. One who menstruates.

menstruate (*men'-stroo-āt*) [*menstruare*; from *menstruus*, monthly]. To discharge the menstrual flow.

menstruation (*men-stroo-a'-shun*) [*menstruus*, monthly, from *mensis*, a month]. A periodic discharge of a sanguineous fluid from the uterus, occurring during the period of a woman's sexual activity, from puberty to the menopause. **m. supplementary,** a menstrual flow from the uterus and also from some other site. **m. suppressed,** a form of amenorrhea in which the patient has formerly menstruated, but menstruation now fails to appear. **m., vicarious,** the discharge of blood at the time of menstruation from some organ or part other than the vagina.

menstruous (*men'-stroo-us*) [*menstruus*, monthly]. Having, or pertaining to, the monthly flow.

menstruum (*men'-stroo-um*). A solvent.

mensual (*men'-sū-al*). Monthly.

mensuration (*men-sū-ra'-shun*) [*mensurare*, to measure]. The act of measuring; one of the methods of physical diagnosis.

mentagra (*men-ta'-grah*). See *sycosis.*

mentagrophyton (*men-tag-rof'-ī-on*) [*mentagra*, sycosis; φυτόν, a plant]. A fungus, *Microsporon mentagrophytes.* The supposed cause of sycosis.

mental (*men'-tal*) 1. [*mens*, the mind]. Pertaining to the mind. 2. [*mentum*, the chin.] Pertaining to the chin.

mentalis (*men-ta'-lis*). The levator labii inferioris. See *muscles, table of.*

mentality (*men-tal'-ī-te*) [*mens*, mind]. Mental activity and power; intellect.

Mentha (*men'-thah*) [L.]. A genus of labiate plants—the mints. **M. piperita** (U. S. P.), peppermint, the dried leaves and flowering tops of *M. piperita.* It is an aromatic stimulant, and is used to relieve nausea, flatulence, and spasmodic pain in the stomach and bowel. **menthæ piperitæ, aqua** (U. S. P.), peppermint water. Dose indefinite. **menthæ piperitæ, oleum** (U. S. P.), oil of peppermint. Dose 1–5 min. (0.065–0.32 Cc.). **menthæ piperitæ, spiritus** (U. S. P.), spirit of peppermint. Dose 10–30 min. (0.65–2.0 Cc.). **m. pulegium,** pennyroyal. **m. viridis** (U. S. P.), spearmint, the dried leaves and flowering tops of *M. spicata.* Its properties and uses are similar to those of *M. piperita.* **menthæ, viridis, aqua** (U. S.P .), spearmint water. Dose indefinite. **menthæ viridis, oleum** (U. S. P.), oil of spearmint. Dose 2–5 min. (0.13–0.32 Cc.). **menthæ viridis, spiritus** (U. S. P.), spirit of spearmint. Dose 10–40 min. (0.65–2.3 Cc.).

menthene (*men'-thēn*) [*mentha*], $C_{10}H_{18}$. A liquid hydrocarbon produced when menthol is distilled with phosphorus pentoxide.

menthiodol (*men-thī'-o-dol*). A local application for neuralgia. Triturate four parts of menthol heated in a capsule with one part of iodine.

menthoform (*men'-tho-form*). A combination of formaldehyde, glycerol, and menthol.

menthol (*men'-thol*) [*mentha*], $C_{10}H_{19}OH$. A crystalline stearopten derived from oil of peppermint, and used as an anodyne and rubefacient in neuralgia, in skin diseases associated with itching, and in rhinitis. Syn., *mint-camphor.* **m. valerate,** validol.

mentholeate (*men-thō'-le-āt*). A solution used in skin diseases, consisting of menthol, 200 gr., heated with oleic acid, 4 dr.

mentholin (*men'-thol-in*). A proprietary remedy for coryza said to consist of menthol, 1 part; pulverized coffee and boric acid, each, 10 parts.

mentholyptine (*men-thol-ip'-tēn*). A proprietary external antiseptic said to consist of menthol and eucalyptol.

menthophenol (*men-tho-fe'-nol*). An antiseptic fluid obtained by fusing together one part of phenol and three parts of menthol. It is used in the treatment of burns and wounds, and diluted (15 drops to a glass of water) as a mouth-wash; also as a local anesthetic (3 to 5% in warm water).

menthorol (*men'-thor-ol*). A mixture of parachlorphenol and menthol used in tuberculosis of upper air-passages.

menthoxol (*men-thoks'-ol*). An antiseptic fluid; mixture of 3% solution of hydrogen dioxide 32 to 38 % alcohol, and 1 % menthol.

menthyl (*men'-thil*), $C_{10}H_{19}$. The hypothetcal radical of menthol. **m. acetoacetate,** $CH_3C(OH)\ CH\ COOC_1H_{19}$, a bactericide.

mentoanterior (*men-to-an-te'-re-or*) [*mentum; anterior*, before]. Having the chin toward the front.

mentobregmatic (*men-to-breg-mat'-ik*) [*mentum; bregma*]. Extending from chin to bregma.

mentohyoid (*men-to-hī'-oid*) [*mentum; hyoid*]. Relating to the chin and the hyoid bone.

mentolabial (*men-to-la'-be-al*) [*mentum, labium*, lip]. Relating both to the chin and the lip.

mentolabialis (*men-to-la-be-a'-lis*). The two muscles levator labii inferioris and quadratus menti considered as one muscle.

menton (men'-ton). Same as mental point; see under *craniometric points.*

mentoposterior (*men-to-pos-te'-re-or*) [*mentum; posterior*, after; behind]. Having the chin toward the back.

mentula (*men'-tū-lah*) [L.]. The penis.

mentulagra (*men-tū-la'-grah*) [*mentula*, penis; ἄγρα, seizure]. Painful priapism; chordee.

mentulomania (*men-tū-lo-ma'-ne-ah*). Synonym of *masturbation.*

mentum (*men'-tum*) [L.]. The chin.

Menyanthes (*men-e-an'-thēz*) [*μήν*, month; *ἄνθος*, flower, from its reputed emmenagogue properties]. A genus of plants of the *Gentianeæ*. *M. trifoliata*, or buckbean, contains a bitter principle, *menyanthin* ($C_{28}H_{16}O_{14}$), and has been used in malaria, scrofula, dropsy, jaundice, rheumatism, etc. Dose of the *powdered leaves* 20–30 gr. (1.3–2.0 Gm.).

Menzer's serum (*ment'-ser*) [Arthur August Ludwig *Menzer*, German bacteriologist, 1871–]. An antirheumatic serum prepared from streptococcus strains derived from rheumatic patients.

mephitic (*mef-it'-ik*) [*mephiticus*, pestilential]. Foul or noxious; stifling. **m. air**, carbon dioxide. **m. gangrene**, necrosis of bone associated with the evolution of offensive odors. **m. gas**, carbon dioxide.

meralgia (*me-ral'-je-ah*) [*μηρός*, thigh; *ἄλγος*, pain]. Neuralgic pain in the thigh. **m. paræsthetica**. See *Bernhardt's paresthesia*.

meramaurosis (*mer-am-aw-ro'-sis*) [*μέρος*, part; *ἀμαυρόειν*, to darken]. Partial amaurosis.

meranesthesia (*mer-an-es-the'-ze-ah*) [*μέρος*, part; *anesthesia*]. Partial or local anesthesia.

meratrophy (*mer-at'-ro-fe*) [*μέρος*, part; *ἀτροφία*, want of nourishment]. 1. Partial atrophy. 2. Atrophy of a limb.

merbaphen (*mer'-baf-en*). A double salt of sodium oxymercurichlorphenyl oxyacetate with diphenylbarbituric acid.

mercaptal (*mer-kap'-tal*) [*mercury; captans*, seizing]. A thioacetal; a product of the union of a mercaptan and an aldehyde.

mercaptan (*mer-kap'-tan*) [*mercurius*, mercury; *captans*, seizing, on account of combining readily with mercury]. A derivative of an alcohol in which the oxygen is replaced by sulphur.

mercauro (*mer-kaw'-ro*). A proprietary alterative compound of an equal amount of the bromides of gold, arsenic, and mercury; it is used in syphilis and scrofula. Dose 5–15 min. 3 times daily after meals.

Mercier's bar (*mer-se-a'*) [Louis Auguste *Mercier*, French urologist, 1811–1882]. The transverse curved ridge joining the openings of the ureters on the inner surface of the bladder; it forms the posterior boundary of the trigonum vesicæ. Syn., *bar of the bladder; interureteric bar; plica ureterica*. **M.'s valve**, a valvular projection that may be formed at the vesicourethral orifice by the hypertrophied internal sphincter vesicæ.

mercolint (*mer'-ko-lint*). A proprietary article consisting of canton flannel impregnated with metallic mercury very finely divided.

mercuralgam (*mer-kū-ral'-gam*). An amalgam of mercury, aluminum, and magnesium.

mercurette (*mer-kū-ret'*). Trade name of a preparation consisting of 30 gr. of mercury in cocoa butter; used for inunction in cases of syphilis.

mercurial (*mer-kū'-re-al*) [*mercury*]. 1. Pertaining to or caused by mercury. 2. Any preparation of mercury or its salts. **m. ointment** (*unguentum hydrargyri*, U. S. P.), a salve containing mercury, **oleate** of mercury, suet, and benzoinated lard. **m. palsy, m. tremor**, paralysis or an involuntary spasmodic twitching of the voluntary muscles as a result of mercurial intoxication, and intensified on voluntary motion. **m. plaster**. See *mercury plaster*. **m. rash**, an eczema from the use of mercury.

mercurialis (*mer-kū-re-a'-lis*). Mercury herb, French mercury, or dog's mercury, *Mercurialis annua*; said to be alterative and antisyphilitic.

mercurialism (*mer-kū'-re-al-izm*) [*mercury*]. Poisoning due to absorption of mercury.

mercurialization (*mer-kū-re-al-iz-a'-shun*) [*mercury*]. The act of bringing under the influence of mercury.

mercuriate (*mer-kū'-re-āt*). A salt of mercury.

mercuric (*mer-kū'-rik*) [*mercury*]. Pertaining to mercury as a bivalent element. **m. chloride**. See *mercury bichloride*.

mercuricum (*mer-kū'-rik-um*) [*mercury*]. Mercury when acting as a bivalent radical.

Mercurio's position (*mer-kū'-re-o*) [Geronimo Scipione *Mercurio*, Italian obstetrician, 1550–1595]. Same as Walcher's position, *q. v.*

mercuriol (*mer-kū'-re-ol*). See *mercuralgam*.

mercurius (*mer-kū'-re-us*) [see *mercury*]. **m. corrosivus**, corrosive sublimate. **m. dulcis**, calomel. **m. mortis**, antimony oxide. **m. præcipitatus albus**, calomel. **m. virus**, metallic mercury with sugar of milk. **m. vitæ**, antimony oxide.

mercurochrome (*mer'-kū-ro-krōm*) [*mercury; χρώμα*, color]. Any dye in which one or more atoms of mercury are substituted. **m.-220**, dibromoxymercury fluorescin, or its sodium salt; used as a urinary antiseptic.

mercuroiodohemol (*mer-kū-ro-i-o-do-hem'-ol*). A combination of hemol, metallic mercury, and iodine; it is used in syphilis.

mercurol (*mer'-kū-rol*). A compound of nucleic acid and mercury (10%). It is used in chronic ulcers in 2 to 5% solution; in gonorrhea 0.5 to 2% injection; in syphilis internally. Dose ¾–1½ gr. (0.05–0.1 Gm.) twice daily. Syn., *mercury nucleid*.

mercurophen (*mer-cūr'-o-fen*). A non-irritating germicide, said to be more powerful than bichloride of mercury or phenol; and at the same time non-poisonous.

mercuroseptol (*mer-kū-ro-sep'-tol*). See *mercury quinoseptolate*.

mercurosum (*mer-kū-ro'-sum*) [*mercury*]. Mercury when acting as a univalent radical.

mercurous (*mer'-kū-rus*) [*mercury*]. Pertaining to compounds containing mercury as a univalent radical. **m. chloride**, calomel. See *mercury subchloride*.

mercury (*mer'-kū-re*) [*Mercurius*, a Latin divinity, the god of traffic]. Symbol Hg; atomic weight 200; quantivalence II. Hydrargyrum. A shining, silver-white, liquid, volatile metal, having a specific gravity of 13.55. It is insoluble in the ordinary solvents, in hydrochloric acid, and in sulphuric acid in the cold; it dissolves in the last when boiled with it, and is readily soluble in nitric acid. It boils at 357 25° C., and solidifies at −39.4° C. Mercury is found pure, but is chiefly obtained as the native sulphide, or cinnabar. It forms two classes of compounds—the *mercurous*, those in which two atoms of the metal, and the *mercuric*, those in which one atom, is combined with a bivalent radical The mercuric salts are more soluble and more poisonous than the mercurous. The uses of mercury and its salts are as follows: as a purgative and cholagogue (calomel, blue-mass, mercury with chalk), as an alterative in chronic inflammations, as an antisyphilitic, an antiphlogistic, an intestinal antiseptic, a disinfectant, a parasiticide, a caustic, and an astringent. The absorption of mercury in sufficient quantity causes poisoning, characterized by a coppery taste in the mouth, ptyalism, loosening of the teeth, sponginess of the gums; in severer cases,

ulceration of the cheeks, necrosis of the jaws, marked emaciation; at time neuritis develops, and a peculiar tremor. The soluble salts when taken in excess act as intense gastrointestinal irritants. **m. albuminate, dry,** a compound of albumin with 4% of mercury bichloride; a white powder, soluble in water with turbidity. Triturated with milk-sugar it is used as an antiseptic dressing for wounds. **m. albuminate, liquid,** a slightly opalescent liquid containing 1% of mercury bichloride; it is used hypodermatically in syphilis. Injection 8–15 min. (0.5–1.0 Cc.). **m., ammoniated** (*hydrargyrum ammoniatum*, U. S. P.), NH_2HgCl, white precipitate; mercuric ammonium chloride; it is used chiefly locally. **m., ammoniated, ointment of** (*unguentum hydrargyri ammoniati*, U. S. P.), an ointment made of ammoniated mercury, white petrolatum, and hydrous woolfat. **m. arsenate,** $2Hg_2HAsO_4 + H_2O$, used in syphilis. **m. and arsenic iodides, solution of** (*liquor arseni et hydrargyri iodidi*, U. S. P.), Donovan's solution. Dose 5 min. (0.32 Cc.). **m. asparaginate,** $Hg(C_4H_7N_2O_3)_2$, obtained from mercury oxide, and a hot aqueous solution of asparagin; it is alterative and antiseptic, and is used hypodermatically in syphilis. Dose $\frac{1}{12}$–$\frac{1}{4}$ gr (0.005–0.01 Gm.) daily. **m. benzoate,** $Hg(C_6H_5COO)_2 + H_2O$, used in injection in gonorrhea. **m. bichloride** (*hydrargyri chloridum corrosivum*, U. S. P.), $HgCl_2$, corrosive sublimate. Dose as tonic $\frac{1}{100}$–$\frac{1}{60}$ gr. (0.0006–0.0011 Gm.); as an antisyphilitic $\frac{1}{60}$–$\frac{1}{20}$ gr. (0.0011–0.003 Gm.). It is also a valuable antiseptic. **m. bichloride, peptonized.** 1. A yellowish powder containing 10% of mercury bichloride, soluble in water. Dose $\frac{1}{4}$–1$\frac{1}{2}$ gr. (0.032–0.1 Gm.). 2. A clear yellow liquid containing 1% of mercury bichloride. Used hypodermatically in syphilis. Dose 15 min. (1 Cc.), properly diluted, daily. **m. biniodide** (*hydrargyri iodidum rubrum*, U. S. P.), HgI_2, red iodide of mercury. Dose $\frac{1}{15}$–$\frac{1}{4}$ gr. (0.004–0.016 Gm.). **m. borate,** $Hg_2B_4O_7$, a brown antiseptic powder used as a dusting-powder and ointment (1:50) for wounds **m. bromide,** Hg_2Br_2, mercurous bromide. Dose 1 gr. (0.065 Gm.) daily. **m. bromide, mercuric,** $HgBr_2$, alterative. Dose $\frac{1}{15}$–$\frac{1}{4}$ gr. (0.004–0.016 Gm.). **m. bromide, mercurous,** $HgBr_2$, a white powder; alterative and antiseptic. Dose 1 gr. (0.065 Gm.) in divided doses increasing gradually. **m., calcined,** mercuric oxide. **m. carbolate,** $Hg(C_6H_5O)_2$. Dose $\frac{1}{4}$–$\frac{1}{2}$ gr. (0.02–0.032 Gm.). **m. with chalk** (*hydrargyrum cum creta*, U. S. P.), gray powder. Dose 5 gr.–$\frac{1}{2}$ dr. (0.32–2.0 Gm.). **m., dog's,** mercurialis. **m.-ethylenediamine citrate,** a salt of mercury used in 3:1000 solution for disinfection of hands. Syn., *mercuramin*. **m., extinguished,** a trituration of metallic mercury with some fatty substance until no globules of the mercury can be discovered with a magnifying-glass of low power. **m. formamidate,** $Hg(HCONH)_2$, a solution of formamide and mercury oxide; each cubic centimeter corresponds to 0.01 Gm. of mercury bichloride. Injection in syphilis 16 min. (1 Cc.) daily. **m. gallate,** $Hg(C_7H_5O_5)_2$, a greenish-black powder containing about 37% of mercury; alterative and antisyphilitic. Dose 1$\frac{1}{2}$–3 gr. (0.1–0.2 Gm.) daily in pills. **m. iodate,** $Hg(IO_3)_2$, used subcutaneously in syphilis. Dose $\frac{1}{6}$ gr. (0.01 Gm.). **m. iodotannate,** used hypodermatically. **m. mass** (*massa hydrargyri*, U. S. P.), blue-mass; blue pill. Dose 3 gr. (0.2 Gm.). **m., metallic,** mercury in its pure state. **m. naphtholate,** $Hg(C_{10}H_7O)_2$, a lemon-colored antiseptic powder containing 30.8% of mercury. Dose 1 gr. (0.065 Gm.). **m. nitrate, mercuric,** $Hg(NO_3)_2$, a white, deliquescent, poisonous powder, soluble in water; alterative and antiseptic. Dose $\frac{1}{60}$–$\frac{1}{4}$ gr. (0.001–0.008 Gm.). **m. nitrate, mercurous, normal,** $Hg_2(NO_3)_2 + 2H_2O$; antisyphilitic, antiseptic, and caustic. Dose $\frac{1}{32}$–$\frac{1}{4}$ gr. (0.002–0.016 Gm.); maximum dose $\frac{1}{2}$ gr. (0.016 Gm.), single; 1 gr. (0.065 Gm.) daily. **m. nitrate, ointment of** (*unguentum hydrargyri nitratis*, U. S. P.), citrine ointment, is used in chronic skin diseases **m. nitrate, solution of** (*liquor hydrargyri nitratis*, U. S. P.), contains about 60% of mercury nitrate. **m. nucleid.** See *mercurol*. **m. ointment.** See *mercurial ointment*. **m. ointment, dilute** (*unguentum hydrargyri dilutum*, U. S. P.), blue ointment. **m., oleate of** (*oleatum hydrargyri*, U. S. P.), contains yellow mercury oxide, oleic acid, and water. **m. oxide, red** (*hydrargyri oxidum rubrum*, U. S. P.), HgO, red precipitate, is used locally. **m. oxide, red, ointment of** (*unguentum hydrargyri oxidi rubri*, U. S. P.), ointment of red mercuric oxide. **m. oxide, yellow** (*hydrargyri oxidum flavum*, U. S. P.), HgO, is used locally in eye diseases. **m. oxide, yellow, ointment of** (*unguentum hydrargyri oxidi flavi*, U. S. P.), yellow mercuric oxide ointment. **m. oxycyanide,** $HgO.HgCy_2$, a white, antiseptic powder, soluble in water; application for wounds and surgical operations, 0.6% solution. **m. paraphenylthionate,** $C_6H_4.OH\ SO_2Hg$, a stable crystalline, noncaustic compound used as a substitute for corrosive sublimate. Syn., *hydrargyrol*. **m. peptonate,** used hypodermatically. **m. plaster** (*emplastrum hydrargyri*, U. S. P.), mercurial plaster, is used to disperse indolent swellings, and is applied over the liver in chronic hepatitis. **m. protiodide** (*hydrargyri iodidum flavum*, U. S. P.), Hg_2I_2, yellow mercurous iodide. Dose $\frac{1}{2}$ gr. (0.033 Gm.) daily. **m. quinoseptolate,** $C_9H_6N.OH.SO_2Hg + 2NaCl$, a compound of quinosol and mercury with sodium chloride. It is an odorless mass resembling the yolk of an egg, which in water swells into a slimy mass. It is used in syphilis. Syn., *mercuroseptol*. **m. resorcinacetate,** a yellow, crystalline powder, containing 68.9% of mercury; it is antisyphilitic. Dose for hypodermatic use 3 min. (0.2 Cc.) of a solution of 85 gr. (5.6 Gm.) of the salt in 85 gr. (5.6 Gm.) of liquid paraffin and 30 gr. (2 Gm.) anhydrous lanolin, once a week. **m. saccharate,** a trituration of 1 part of pure mercury and 1 or 2 parts of powdered sugar; it is used as a vermifuge. **m. salicylate.** Dose $\frac{1}{8}$ gr. (0.01 Gm.). **m. silicofluoride,** $Hg_2SiF_6 + 2H_2O$, prismatic crystals, soluble in water; it is used as a wound antiseptic in solution of 1:1000 and as ointment in 1:2000. **m.-sozoiodol, m. sozoiodolate,** $HgC_6H_2I_2O.SO_3$, a fine powder obtained as a precipitate from mixing aqueous solutions of sodium sozoiodol and mercury nitrate; it is soluble in 500 parts of water and in solution of sodium chloride. It is alterative and antiseptic and is used locally (ointment 3 to 5%) and subcutaneously in syphilis; injection 1$\frac{1}{2}$ gr. (0.08 Gm.) a dose in solution of potassium iodide. **m. subchloride** (*hydrargyri chloridum mite*, U. S. P.), Hg_2Cl_2, mild mercurous chloride; calomel. Dose as alterative $\frac{1}{4}$–1 gr. (0.032–

0.065 Gm.); as sedative to stomach and bowels ¼–½ gr. (0.008–0.016 Gm.); as purgative ½–¾ gr. (0.016–0.032 Gm.) every hour; or 5–15 gr. (0.32–1.0 Gm.); added to lime-water, 1 dr. to 1 pint, it forms lotio nigra, or black-wash. **m. subsulphate,** $Hg(HgO)_2SO_4$ basic mercuric sulphate; turpeth mineral. Dose as an emetic 2–5 gr. (0.13–0.32 Gm.). **m. succinimide,** $Hg(C_4H_4NO_2)_2$, soluble in 25 parts of water, slightly soluble in alcohol; it is recommended as a hypodermatic antisyphilitic (1.3 : 100). Dose ⅛ gr. (0.013 Gm.). **m. sulphide, red,** cinnabar, vermilion, is used only by fumigation. **m. sulphoichthyolicum,** Unna's mixture of sodium sulphoichthyolate, 10 parts, corrosive sublimate, 3 parts. **m. suppositories** (*suppositoria hydrargyri*, B. P.), each contains 5 gr. of mercurial ointment. **m. tannate.** Dose 3 gr. (0.2 Gm.) daily. **m. thymolacetate,** $HgC_{10}H_{13}O.C_2H_3O_2 + Hg(C_2H_3O_2)_2$, used in tuberculosis, syphilis, etc., by intramuscular injection. Dose 1½ gr. (0.1 Gm.) every 3 to 5 days in liquid paraffin or glycerol. **m. thymolate,** a basic salt variable in its composition; it is used in syphilis as is mercury thymolacetate. **m. thymolsulphate,** $C_{10}H_{13}OHgSO_4$, a white, insoluble powder. It is used hypodermatically in syphilis. Dose $\frac{1}{12}$–¼ gr. (0.005–0.01 Gm.). **m. tribromophenolacetate,** employed subcutaneously in syphilis, tuberculosis, etc. Dose 5 gr. (0.32 Gm.), dissolved in liquid paraffin once a week. **m. and zinc cyanide,** $Zn_4Hg(CN)_{10}$, is used locally as an antiseptic.

merd [*merda*, feces]. Feces. **m. diaboli,** asafetida.

meremphraxis (*mer-em-fraks'-is*) [*μέρος*, part; *ἔμφραξις*, stoppage]. Partial obstruction.

mergal (*mer'-gal*). Trade name of a mixture consisting of albumin tannate and mercuric cholate.

meridian (*mer-id'-e-an*) [*meridies*, midday]. A great circle surrounding a sphere and intersecting the poles. **m. of the eye,** a line drawn around the globe of the eye and passing through the poles of the vertical axis (*vertical meridian*), or through the poles of the transverse axis (*horizontal meridian*).

meridional (*mer-id'-e-on-al*) [*meridies*, midday]. Relating to a meridian.

meridrosis (*mer-id-ro'-sis*) [*μέρος*, part; *ἱδρώς*, sweat]. Local perspiration.

Mérieux-Baillon test (*ma-re-ū'-bi-yawng'*). Serum from a tuberculous person will cause a reaction if injected into another tuberculous person.

merinthophobia (*me-rin-tho-fo'-be-ah*) [*μήρινθος*, a cord; *φοβος*, fear]. A morbid dread of being bound.

meriodin (*mer-i'-o-din*). Mercury di-iodoparaphenolsulphonate.

merismopedia (*mer-is-mo-pe'-de-ah*) [*μερισμός*, division; *παίς*, child]. A genus of bacteria multiplying by two rectangular divisions, thus forming a tablet-like group of four cells in one plane.

merispore (*mer'-is-pōr*) [*μέρος*, a part; *σπόρα*, seed]. A spore resulting from division of another spore.

merista (*mer-is'-tah*). See *merismopedia*.

meristem (*mer'-is-tem*) [*μεριστός*, verbal adj. of *μερίζειν*, to divide]. In **biology**, the actively growing, undifferentiated cell-tissue of the growing tips of plants; the formative tissue of the cambium layer.

meristic (*mer-is'-tik*) [*μερισμός*, division]. Symmetrical, or a thing that can be divided into symmetrical parts.

meristiform (*mer-is'-te-form*). Having the shape of merismopedia; sarcinic.

Merkel's corpuscles (*mer'-kel*) [Karl Ludwig *Merkel*, German anatomist, 1812–1876]. See *Grandry's corpuscles*. **M.'s line,** an imaginary line extending from the middle of the internal palpebral ligament to the space between the last bicuspid and first molar teeth, and indicating the course of the lacrimal sac and nasal duct. **M.'s muscle,** the keratocricoid muscle.

merlusan (*mer'-lū-san*). A mercury-albumen compound, used in syphilis, and in gonorrhea.

mero- (*mer'-o-*) [*μέρος*, a part]. A prefix meaning part.

meroacrania (*mer-o-ak-ra'-ne-ah*) [*mero-*; *α*, neg.; *κρανίον*, skull]. Congenital absence of a part of the cranium.

meroblast (*mer'-o-blast*) [*μέρος*, a part; *βλαστός*, a germ]. In embryology, an ovum that contains beside the formative protoplasm or yolk, more of less food-yolk or nutritive protoplasm.

meroblastic (*mer-o-blas'-tik*) [*mero-*; *βλαστός*, a germ]. Dividing only in part, as *meroblastic* ova, those in which the process of segmentation is confined to one portion of the ovum.

merocele (*mer'-o-sēl*) [*μηρός*, thigh; *κήλη*, hernia]. Femoral hernia.

merocoxalgia (*mer-o-koks-al'-je-ah*) [*μηρός*, thigh; *coxa*, hip; *ἄλγος*, pain]. Pain affecting the thigh and hip.

merocrania (*mer-o-kra'-ne-ah*) [*mero-*; *κρανίον*, the skull]. A condition of monstrosity marked by absence of part of the skull.

merocrine (*mer'-o-krēn*) [*mero-*; *κρίνειν*, to separate]. Applied to glands the cells of which, having elaborated materials of secretion, evacuate them and continue alternately to secrete and evacuate new material. Cf. *holocrine*.

merodialysis (*mer-o-di-al'-is-is*) [*mero-*; *διάλυσις*, separation] Partial decomposition.

merodiastolic (*mer-o-di-as-tol'-ik*) [*mero-*; *diastole*] Relating to a part of the diastole.

merogastrula (*mer-o-gas'-troo-lah*) [*mero-*; *γαστήρ*, belly: *pl.*, *merogastrulæ*]. In biology, the gastrula of a meroblastic ovum.

merogenesis (*mer-o-jen'-es-is*) [*mero-*; *γένεσις*, generation] Reproduction by segmentation.

merology (*mer-ol'-o-je*) [*mero-*; *λόγος*, science]. General anatomy; the science of elementary tissues.

meromicrosomia (*mer-o-mi-kro-so'-me-ah*) [*μέρος*, a part; microsomia]. Abnormal smallness of some part of the body.

meropia (*mer-o'-pe-ah*) [*mero-*; *ὤψ*, sight]. Partial blindness; obscuration of vision.

merorrhachischisis (*mer-or-rak-is'-kis-is*) [*mero-*; *ῥάχις*, the spine; *σχίσις*, fissure]. Partial rachischisis.

meros (*me'-ros*) [*μέρος*, a part]. 1. A part. 2. [*μηρός*, thigh]. The thigh or femur.

merosome (*mer'-o-sōm*) [*mero-*; *σῶμα*, body]. In biology, one of the serial parts of a segmented organism; a somite or metamere

merosystolic (*mer-o-sis-tol'-ik*) [*mero-*; *συστολή*, systole]. Relating to a part of the systole.

merotomy (*mer-ot'-o-me*) [*mero-*; *τομή*, a cutting]. The section of a living cell for the study of the ulterior transformation of the segments; by extension it is also applied to experimental division of amœbæ, etc.

merozoite (*mer-o-zo'-īt*) [*mero-*; *ζῶον*, an animal]. Any one of the segments resulting from the splitting up of the schizont in the asexual form of reproduction of protozoa.

mersalv (*mer'-salv*)[*mercury; salve*]. Trade name of a 10% mercury cream, for inunction.

mersalyl (*mer'-sal-il*). Same as *salyrgan.*

Merseburg triad (*mers'-berg*) [*Merseburg*, a town in Germany]. The three classical symptoms of exophthalmic goiter: the goiter, exophthalmos, and rapid heart beat.

Merulius (*mer-oo'-le-us*) [*merus*, bright, glistening]. A genus of fungi of the order *Basidiomycetes.* The mycelium of **M. lacrymans,** causes dry rot in timber, and diseases (sometimes fatal) of the respiratory passages are attributed to the inhaled spores.

Méry's glands (*ma-re'*) [Jean *Méry*, French anatomist, 1645–1722]. See *Cowper's glands.*

merycic (*mer-is'-ik*) [*merycism*]. Relating to merycism; ruminating.

merycism (*mer'-is-izm*) [*μηρυκισμός*, rumination]. Rumination; chewing the cud—a normal process in the ruminating animals, and sometimes occurring in man.

merycole (*mer'-ik-ōl*). An individual who practises merycism.

mesad (*mes'-ad*) [*μέσος*, middle; *ad*, to]. Toward the median line or plane.

mesal (*mes'-al*) [*μέσος*, middle]. Pertaining to or situated in the middle line or plane.

mesameboid (*mes-am-e'-boid*) [*μέσος*, middle; *ameboid*]. 1. A nonepithelial ameboid cell derived from the mesoderm. 2. A leukocyte.

mesaortitis (*mes-a-or-ti'-tis*) [*μέσος*, middle; *aortitis*]. Inflammation of middle coat of the aorta.

mesaraic (*mes-ar-a'-ik*) [*μέσος*, middle; *ἀραιά*, belly]. Mesenteric.

mesarteritis (*mes-ar-ter-i'-tis*) [*μέσος*, middle; *arteritis*]. Inflammation of the middle coat of an artery.

mesaticephalic (*mes-at-e-sef-al'-ik*). With a cephalic index between 75 and 79.

mesaticephalus (*mes-at-e-sef'-al-us*) [*μέσατος*, median; *κεφαλή*, head]. In craniometry, a term applied to a skull having a cephalic index of between 75 and 79.

mesatipelic (*mes-at-ip-el'-ik*). Mesatipelvic.

mesatipelvic (*mes-at-ip-el'-vik*) [*μέσατος*, median; *pelvis*]. A term applied to a pelvis whose index ranges between 90° and 95°.

mescal (*mes-kal'*) A spirit distilled from pulque. **m. buttons.** The dried tubercles from a species of cactus, *Anhalonium lewinii*, capable of producing inebriation and hallucinations.

mescaline (*mes'-kal-ēn*). An alkaloid from mescal buttons.

mesectic (*mez-ek'-tik*) [*μέσος*, middle; *ἔχειν*, to have]. Pertaining to blood having the normal saturation of oxygen.

mesembryo (*mes-em'-bre-o*) [*meso-; embryo*]. The blastula stage of the ova of metazoans.

mesencephal (*mes-en'-sef-al*). Same as *mesencephalon.*

mesencephalic (*mes-en-sef-al'-ik*) [*meso-; ἐγκέφαλον*, the brain]. Relating to the mesencephalon.

mesencephalon (*mes-en-sef'-al-on*) [*μέσος*, middle; *encephalon*]. The midbrain; that part of the brain developed from the middle cerebral vesicle; the corpora quadrigemina, the crura cerebri, and the aqueduct of Sylvius.

mesenchyma (*mes-eng'-kim-ah*) [*μέσος*, middle; *ἔγχυμα*, an infusion] The portion of the mesoderm that produces all the connective tissues of the body, the blood-vessels, and the blood, the entire lymphatic system proper, and the heart; the nonepithelial portions of the mesoderm.

mesenchymn (*mes'-en-kim*). Mesenchyma.

mesena. (*mes-en'-ah*). The bark of the Abyssinian tree *Albizzia anthelmintica;* it is said to be a powerful teniafuge.

mesenteric (*mes-en-ter'-ik*) [*mesentery*]. Pertaining to the mesentery.

mesentericomesocolic (*mes-en-ter-ik-o-mes-o-kol'-ik*). Relating to the mesentery and the mesocolon.

mesenteriolum (*mes-en-ter-e-o'-lum*) [dim. of *mesentery*]. A little mesentery; especially the fold of peritoneum that sometimes connects the vermiform appendix with the mesentery.

mesenteritic (*mes-en-ter-it'-ik*) [*mesentery; ιτις*, inflammation]. Pertaining to or affected with mesenteritis.

mesenteritis (*mes-en-ter-i'-tis*) [*mesentery; ιτις*, inflammation]. Inflammation of the mesentery.

mesenterium (*mes-en-ter'-e-um*) [L.: *pl., mesenteria*]. A mesentery. **m. commune,** the mesentery proper; see under *mesentery.*

mesenteroid (*mes-en'-ter-oid*) [*mesentery; εἶδος*, like]. Resembling the mesentery.

mesenteron (*mes-en'-ter-on*) [*mesentery*]. The middle portion of the primitive digestive tube, lined by entoderm, and giving rise to the part of the alimentary tract between the pharynx and the lower third of the rectum.

mesentery (*mes'-en-ter-e*) [*μέσος*, middle; *ἔντερον*, bowel]. A fold of the peritoneum that connects the intestine with the posterior abdominal wall; that of the small intestine is termed *mesentery proper;* that of the colon, cecum, and rectum, *mesocolon, mesocecum, mesorectum,* respectively.

mesentoderm, mesendoderm (*mes-en'-to-derm, mes-en'-do-derm*) [*meso-; ἐντός*, within; *δέρμα*, skin]. The ental or entodermal division of the mesoderm; also, the indifferent tissue from which both entoderm and mesoderm are developed.

mesethmoid (*mes-eth'-moid*) [*meso-; ethmoid*]. The mesal element of the ethmoid bone, forming a separate bone in some of the lower animals.

mesh. A network, as of vessels or nerves.

mesiad (*mes'-e-ad*). Same as *mesad.*

mesial (*mes'-e-al*). Same as *mesal.*

mesin (*mes'-in*). Trade name of hexamethylenetetramine lithium citrate, used as a urinary antiseptic.

mesiobuccal (*mes-e-o-buk'-al*) [*mesial; bucca*, cheek]. Pertaining to surfaces between the mesial and buccal aspects of the teeth.

mesiolingual (*mes-e-o-lin'-gwal*) [*mesial; lingua*, tongue]. Relating to surfaces between the mesial and lingual aspects of the teeth.

mesion (*mes'-e-on*). See *meson.*

mesiris (*mes-i'-ris*) [*meso-; iris*]. The middle layer of the iris, lying between the ectiris and the entiris.

mesmeric (*mes-mer'-ik*) [*mesmerism*]. Pertaining to or induced by mesmerism, as *mesmeric* sleep.

Mesmerism (*mes'-mer-izm*) [Friedrich Anton *Mesmer*, German physician, 1734–1815]. Hypnotism.

meso- (*mes-o-*) [*μέσος*, middle]. A prefix signifying middle or pertaining to the mesentery.

mesoappendix (*mes-o-ap-en'-diks*) [*meso-; appendix*]. The mesentery of the vermiform appendix.

mesoarium (*mes-o-a'-re-um*) [*meso-; ᾠάριον*, dim. of *ᾠόν*, egg; *pl., mesoaria*]. In biology, that fold of the peritoneum in certain animals (*e. g.,* fishes) which forms the mesentery of the ovary. See *mesovarium.*

mesobacteria (*mes-o-bak-te'-re-ah*). Medium-sized bacteria.

mesoblast (*mes'-o-blast*) [*meso-*; βλαστός, a germ]. The middle layer of the blastoderm, probably derived from both the ectoderm and the entoderm, and giving rise to the vascular, muscular, and skeletal systems, the generative glands, and the kidneys.

mesoblastema (*mes-o-blas-te'-mah*). The mesoblast, as a whole.

mesoblastic (*mes-o-blas'-tik*) [*meso-*; βλαστός, sprout]. Pertaining to the mesoblast.

mesobronchitis (*mes-o-bron-ki'-tis*) [*meso-*; βρόγχος, bronchus; ιτις, inflammation]. An inflammation of the middle coat of the bronchial tubes.

mesocardia (*mes-o-kar'-de-ah*) [*meso-*; καρδία, heart]. The position of the heart in the central and anterior part of the chest, a situation that is normal at an early stage of development.

mesocardium (*mes-o-kar'-de-um*) [*meso-*; καρδία, heart]. A mesoblastic fold attached to the heart.

mesocecal (*mes-o-se'-kal*). Pertaining to the mesocecum

mesocecum, mesocæcum (*mes-o-se'-kum*) [*meso-*; *cecum*] The mesentery that in some cases connects the cecum with the right iliac fossa.

mesocele (*mes'-o-sēl*) [*meso-*; κοιλία, a cavity]. The aqueduct of Sylvius. Syn., *iter a tertio ad quartum ventriculum*.

mesocephalon (*mes-o-sef'-al-on*). See *pons Varolii*.

mesochoroidea (*mes-o-ko-roid'-e-ah*) [*meso-*; *choroid*]. The middle coat of the choroid.

mesochymal (*mes-ok'-im-al*). Mesenchymal.

mesococcus (*mes-o-kok'-us*). A coccus of medium size.

mesocolic (*mes-o-kol'-ik*) [*mesocolon*]. Pertaining to the mesocolon. **m. band**, a longitudinal muscular band corresponding to the insertion of the mesocolon.

mesocolon (*mes-o-ko'-lon*) [*meso-*; κόλον, colon]. The mesentery connecting the colon with the posterior abdominal wall. It is divided into ascending, descending, and transverse portions.

mesocolopexy (*mes-o-ko'-lo-peks-e*) [*mesocolon*; πῆξις, fixation]. Same as mesocoloplication.

mesocoloplication (*mes-o-ko-lo-pli-ka'-shun*) [*mesocolon; plication*]. An operation for shortening the mesocolon, which is accomplished by folding and suturing it.

mesocord (*mes'-o-kord*) [*meso-*; *chorda*, cord]. An umbilical cord not inserted directly into the placenta, but received into a fold of the amnion.

mesocornea (*mes-o-kor'-ne-ah*) [*meso-*; *cornea*]. The proper substance of the cornea lying between the ectocornea and the entocornea.

mesocranium (*mes-o-kra'-ne-um*). The vertex of the skull.

mesocuneiform (*mes-o-kū'-ne-if-orm*) [*meso-*; *cuneiform*]. The middle cuneiform bone of the tarsus.

mesocyst (*mes'-o-sist*) [*meso-*; κύστις, bladder]. A double fold of peritoneum attaching the gallbladder to the liver.

mesocyte (*mes'-o-sīt*). A medium sized lymphocyte.

mesocytoma (*mes-o-si-to'-mah*). A sarcoma.

mesoderm (*mes'-o-derm*). See *mesoblast*.

mesodesma (*mes-o-des'-mah*) [*meso-*; δεσμα, a band]. A part of the broad ligament of the uterus.

mesodiastolic (*mes-o-di-as-tol'-ik*) [*meso-*; *diastole*]. Occurring in the middle of the diastolic period.

mesodme (*mes-od'-me*). See *mediastinum*.

mesodmitis (*mes-od-mi'-tis*). See *mediastinitis*.

mesodont (*mes'-o-dont*) [*meso-*; ὀδους, tooth]. Having teeth of medium size.

mesoduodenum (*mes-o-dū-o-de'-num*) [*meso-*; *duodenum*]. That part of the mesentery that sometimes connects the duodenum with the posterior wall of the abdominal cavity. Normally, the true duodenum has no mesentery, at least in its fully developed state.

mesoepididymis (*mes-o-ep-id-id'-im-is*) [*meso-*; *epididymis*]. The fold of the tunica vaginalis attaching the epididymis to the upper posterior part of the testis.

mesogaster (*mes-o-gas'-ter*) [see *mesogastrium*]. The part of the primitive gut giving rise to the duodenum, the liver, the pancreas, the jejunum, and the ileum.

mesogastric (*mes-o-gas'-trik*) [see *mesogastrium*]. Pertaining to the umbilical region.

mesogastrium (*mes-o-gas'-tre-um*) [*meso-*; γαστήρ, stomach]. 1. The umbilical region of the abdomen. 2. A fold of mesentery that in early fetal life connects the stomach with the posterior abdominal wall.

mesogluteus (*mes-o-gloo-te'-us*) [*meso-*; γλουτός, the buttock]. The middle gluteal muscle.

mesognathic (*mes-og-na'-thik*) [see *mesognathion*]. 1. Relating to the mesognathion. 2. See under *index, alveolar*.

mesognathion (*mes-og-na'-the-on*) [*meso-*; γνάθος, jaw]. The intermaxillary bone; a fetal bone lying behind the fore part of the superior maxilla, with which it becomes fused.

mesognathous (*mes-og'-na-thus*) [*meso-*; γνάθος, jaw]. Having a gnathic index between 98° and 103°.

Mesogonimus (*mes-o-gon'-im-us*) A genus of flukes, same as *Paragonimus*.

mesohyloma (*mes-o-hi-lo'-mah*). A tumor derived from mesothelium.

mesoileum (*mes-o-il'-e-um*). The mesentery of the ileum.

mesojejunum (*mes-o-je-joo'-num*). The mesentery attached to the jejunum.

mesolepidoma (*mes-o-lep-id-o'-mah*). See under *lepidoma*.

mesolobe, mesolobus (*mes'-o-lōb, mes-ol'-o-bus*) [*meso-*; λοβός, lobe]. The corpus callosum.

mesologic (*mes-o-loj'-ik*) [*meso-*; λόγος, science]. Pertaining to environment in its relation to life.

mesolymphocyte (*mes-o-lim'-fo-sīt*). A medium sized lymphocyte.

mesometritis (*mes-o-me-tri'-tis*) [*meso-*; μήτρα, womb; ιτις, inflammation]. Inflammation of the parenchyma of the womb.

mesometrium (*mes-o-me'-tre-um*) [*meso-*; μήτρα, womb]. The broad ligaments.

meson (*mes'-on*) [μέσος, the middle]. The imaginary plane dividing the body into the right and left halves.

mesonasal (*mes-o-na'-sal*) [*meso-*; *nasus*, nose]. Pertaining to the median region of the nose.

mesonephric (*mes-o-nef'-rik*) [*meso-*; νεφρός, kidney]. Pertaining to the mesonephron.

mesonephron, mesonephros (*mes-o-nef'-ron, mes-o-nef'-ros*) [*meso-*; νεφρός, kidney]. 1. The Wolffian body, the middle division of the segmental organs. It precedes in the embryo the development of the permanent kidney. 2 A fold of peritoneum by which a floating kidney is attached to the abdominal wall.

mesoneuritis (*mes-o-nū-ri'-tis*) [*meso-*; *neuritis*]. Inflammation of the structures contained

between a nerve and its sheath. **m. nodular**, a form in which there are nodular thickenings on the nerve.

meso-omentum (*mes-o-o-men'-tum*). The mesentery of the omentum.

meso-ontomorph (*mes-o-on'-to-morf*) [*meso-*; ὤν, being; μόρφη, shape]. A thickset individual, said to be predisposed to hypothyroidism.

mesopexy (*mes'-o-peks-e*) [*meso-*; πῆξις, a folding]. The operation of shortening an elongated mesentery.

mesophilic (*mes-o-fil'-ik*) [*meso-*; φιλεῖν, to love]. Applied to microorganisms which develop best at about body-temperature—35°–38° C.

mesophlebion, mesophlebium (*mes-o-fleb'-e-on, mes-o-fleb'-e-um*) [*meso-*; φλέψ, vein]. 1. The middle coat of a vein. 2. The space between two veins.

mesophlebitis (*mes-o-fle-bi'-tis*) [*meso-*; φλέψ, vein; ιτις, inflammation]. Inflammation of the middle coat of a vein, or mesophlebion.

mesophryon (*mes-of'-re-on*) [*meso-*; ὀφρύς, eyebrow]. The glabella.

mesopleura (*mes-o-ploo'-rah*) [*meso-*; πλευρά, rib]. Ae intercostal space.

mesopneumon (*mes-o-nū'-mon*) [*meso-*; πνεύμων, lung]. The fold of the pleura attached to the lung.

mesoprosopic (*mes-o-pros-o'-pik*) [*meso-*; προσώπον, face]. Having a face of medium width.

mesopsyche (*mes-op-si'-ke*) [*meso-*; ψυχή, soul]. Haeckel's term for the mesencephalon.

mesorchium (*mes-or'-ke-um*) [*meso-*; ὄρχις, testicle]. A fold of the peritoneum containing the fetal testes at about the fifth month of embryonic life.

mesorectum (*mes-o-rek'-tum*) [*meso-*; *rectum*]. The narrow fold of the peritoneum connecting the upper part of the rectum with the sacrum.

mesoretina (*mes-o-ret'-in-ah*) [*meso-*; *retina*]. The middle layer of the retina, composed of the nuclear and the rod-and-cone layer.

mesoropter (*mes-o-rop'-ter*) [*meso-*; ὅρος, boundary; ὀπτήρ, one who sees]. The normal position of the eyes when their muscles are at rest. **m., muscular**, the angle formed by the visual axes of the eyes when the external ocular muscles are at rest.

mesorrhachischisis (*mes-o-rak-is'-kis-is*). Partial rhachischisis; incomplete cleft of the spinal cord.

mesorrhine (*mes'-or-in*) [*meso-*; ῥίς, nose]. Having a nasal index between 48° and 52°.

mesosalpinx (*mes-o-sal'-pingks*) [*meso-*; σάλπιγξ, a trumpet]. The upper part of the broad ligament which surrounds the Fallopian tube.

mesoscapula (*mes-o-skap'-ū-lah*) [*meso-*; *scapula*, shoulder-blade]. The scapular spine.

mesoseme (*mes'-o-sēm*) [*meso-*; σῆσα, sign]. With an orbital index of 84°–89°.

mesosigmoid (*mes-o-sig'-moid*) [*meso-*; *sigmoid*]. The mesentery of the sigmoid flexure of the colon.

mesosigmoiditis (*mes-o-sig-moid-i'-tis*). Inflammation of the mesosigmoid.

mesosigmoidopexy (*mes-o-sig-moid'-o-peks-e*). Surgical fixation of the mesosigmoid.

mesosomatous (*mes-o-so'-mat-us*) [*meso-*; σῶμα, body]. Referring to a person of medium height and build.

mesostaphyline (*mes-o-staf'-il-in*) [*meso-*; σταφυλή; the uvula, when swollen]. A skull with a palatal index of from 80° to 85°.

mesostate (*mes'-o-stāt*) [*meso-*; στατός, placed]. A generic term for the intermediate substances formed in metabolic processes.

mesosternum (*mes-o-ster'-num*) [*meso-*; *sternum*]. The gladiolus, or second piece of the sternum.

mesosyphilis (*mes-o-sif'-il-is*). The secondary stage of syphilis.

mesosystolic (*mes-o-sis-tol'-ik*) [*meso-*; *systole*]. Relating to the middle of the systole.

mesotan (*mes'-o-tan*). The methyloxymethylester of salicylic acid; used in treatment of rheumatism by dermal absorption. Application 1–2 dr. (4–8 Cc.) mixed with olive- or castor-oil.

mesotendon (*mes-o-ten'-don*) [*meso-*; *tendon*]. Folds of synovial membrane extending to tendons from their fibrous sheaths.

mesothelial (*mes-o-the'-le-al*). Pertaining to the mesothelium.

mesothelioma (*mes-o-the-le-o'-mah*) [*meso-*; θηλή, nipple; ὄμα, a tumor]. A variety of epithelioma supposed to be developed from the mesoblast.

mesothelium (*mes-o-the'-le-um*) [*meso-*; θηλή, the nipple]. The lining of the wall of the primitive body-cavity situated between the somatopleure and splanchnopleure. It is the precursor of the endothelium.

mesothenar (*mes-o-the'-nar*) [*meso-*; θέναρ, palm]. The muscle drawing the thumb toward the palm of the hand; the adductor pollicis.

mesosthenic (*mes-o-sthen'-ik*) [*meso-*; σθένος, strength]. Having moderate muscular force.

mesothermal (*mes-o-ther'-mal*) [*meso-*; θέρμη, heat]. Of medium warmth.

mesothorium (*mes'-o-thor-e-um*). A product resulting from the disintegration of thorium, it is intermediate between radiothorium and thorium.

mesotropic (*mes-o-trop'-ik*) [*meso-*; τρέπειν, to turn]. Turned or situated mesad.

mesoturbinate (*mes-o-ter'-bin-āt*). The middle turbinate bone or body.

mesovarium (*mes-o-va'-re-um*) [*meso-*; *ovarium*, ovary]. A peritoneal fold connecting the ovary and the broad ligament; in the embryo with the Wolffian body.

mesoventral (*mes-o-ven'-tral*) [*meso-*; *venter*, belly]. Both median and ventral.

mesoxalylurea (*mes-oks-al-il-ū'-re-ah*). *Alloxan*, *q. v.*

mesozoa (*mes-o-zo'-ah*) [*meso-*; ζῷον, animal]. A class of animals intermediate between the protozoa and the metazoa.

Mesua (*mes'-ū-ah*) [J. *Musuah*, Arabian physician]. A genus of guttiferous trees. **M. ferrea**, an Indian tree of the order *Guttiferæ*. An attar is distilled from the flowers, and the oil of the seeds is used in rheumatism.

mesuranic (*mes-ū-ran'-ik*) [*meso-*; οὐρανίσκος, the roof of the mouth]. See *mesostaphyline*.

mesurol (*mes'-ū-rol*). Trade name of a bismuth salt of methoxyhydroxy-benzoic acid, containing from 54 to 57 % of bismuth.

meta- (*met'-ah-*) [μετά, over, among, beyond, after, or between]. 1. A prefix signifying over, beyond, among, between, change, or transformation. 2. In chemistry, a prefix denoting *unsymmetrical* derivatives of the benzene ring.

meta-amidophenyl-aramethoxyquinolin (*met-ah-am-id-o-fen-il-par-ah-meth-oks-e-kwin'-ol-in*). An antiperiodic and antipyretic drug used instead of quinine. Dose 4–8 gr. (0.2—0.52 Gm.).

metabasis (*met-ab'-as-is*) [*meta-*; βαίνειν, to go]. Change.

metabiosis (*met-ah-bi-o'-sis*) [*meta-*; βίος, life]. A form of symbiosis, in which only one of the organisms is benefited; the other may remain uninfluenced or injured.

metabolic (*met-ah-bol'-ik*) [*metabolism*]. Pertaining to metabolism. **m. equilibrium**, the equality between the absorption and assimilation of food and the excretion of end-products.

metabolimeter (*met-ab-ol-im'-et-er*) [*metabolism; μέτρον*, measure]. An apparatus for estimating the rate of basal metabolism.

metabolin (*met-ab'-o-lin*) [*μεταβολή*, change]. A product of metabolism; a metabolite or mesostate.

metabolism (*met-ab'-o-lizm*) [*μεταβολή*, change]. The group of phenomena whereby organic beings transform food-stuffs into complex tissue-elements (*constructive metabolism*, assimilation, anabolism) and convert complex substances into simple ones in the production of energy (*destructive metabolism*, disassimilation, katabolism). **m., basal**, the minimum production of heat in an individual 18 hours after taking a meal of mixed food, the individual must be at rest. It is the minimum of energy compatible with cell life.

metabolite (*met-ab'-o-līt*) [see *metabolism*]. A product of metabolic change.

metabolize (*met-ab'-o-līz*) [*μεταβολή*, change]. To transform by means of metabolism.

metabology (*met-ab-ol'-o-je*) [*metabolism; λόγος*, science]. Study of the metabolic processes in the organism.

metabolon (*met-ab'-o-lon*) [*metabolism*]. A purely transitory form of matter found in emanations from certain radioactive substances.

metacarpal (*met-ah-kar'-pal*) [*metacarpus*]. Pertaining to the metacarpus, or to a bone of the metacarpus

metacarpen (*met-ak-ar'-pen*). Belonging to the metacarpus in itself.

metacarpophalangeal (*met-ah-kar-po-fa-lan'-je-al*) [*metacarpus; phalanges*]. Belonging to the metacarpus and the phalanges.

metacarpus (*met-ah-kar'-pus*) [*meta-; καρπός*, wrist]. That part of the hand between the carpus and the phalanges and consisting of five bones.

metacele, metacœle, metacelia (*met'-as-ēl, met-as-e'-le-ah*) [*meta-; κοιλία*, cavity]. The caudal or metencephalic portion of the fourth ventricle.

metacetone (*met-as'-et-ōn*). Diethyl-ketone.

metacheirisis, metacheirismus (*met-ak-ī'-ris-is, met-ak-ī-rīz'-mus*) [*meta-; χείρ*, hand]. Manipulation in the treatment of disease.

metachloral (*met-ak-lo'-ral*). A tasteless, polymeric form of chloral, said to have properties not unlike those of chloral hydrate.

metachoresis (*met-ak-o'-res-is*) [*meta-; χώρησις*, a going]. Metastasis; dislocation.

metachromasia (*met-ak-ro-ma'-se-ah*) [*meta-; χρῶμα*, color]. The chemico-chromatic changes induced in cells by the staining substances employed in histological technique.

metachromatic (*met-ah-kro-mat'-ik*) [*meta-; χρῶμα*, color]. Relating to a change of colors; staining with a different shade than that of the other tissues, as the mast-cell granules with basic anilin dyes. **m. bodies**, or **granules**, small granules in bacterial cells having a greater affinity for nuclear dyes than does the surrounding cytoplasm.

metachromatism (*met-ah-kro'-mat-izm*) [see *metachromatic*]. The quality of being different in color from other parts.

metachrosis (*met-ak-ro'-sis*) [*meta-; χρώζειν*, to tinge, to stain]. In biology, applied to the change or play of colors seen in the squid, chameleon, and other animals.

metachysis (*met-ak'-is-is*) [*meta-; χύσις*, effusion]. The transfusion of blood. Also the introduction of any substance into the blood by mechanical means.

metacinesis (*met-ah-sin-e'-sis*). See *metakinesis*.

metacism (*met'-as-izm*) [*μυτακισμός*, from *μυ*, letter *m*]. Repetition of the letter *m*.

metacœlia (*met-ah-se'-le-ah*) [*meta-; κοίλια*, a hollow]. The posterior part of the fourth ventricle of the brain.

metacondyle (*met-ah-kon'-dīl*) [*meta-; κόνδυλος*, knuckle]. The distal phalanx of a finger, or the bone thereof.

metacone (*met'-ak-ōn*) [*meta-; κῶνος*, cone]. The outer posterior cusp of an upper molar tooth.

metaconid (*met-ak-o'-nid*) [*metacone*]. The inner-anterior cusp of a lower molar tooth.

metaconule (*met-ak-o'-nūl*) [*metacone*]. The posterior intermediate cusp of an upper molar tooth.

metacresalol (*met-ah-kres'-al-ol*). A substance derived by the action of metacresol on salicylic acid.

metacresol (*met-ah-kre'-sol*) [*meta-; cresol*], $C_7H_8O_2$. A liquid derivative of coal-tar, used as an antiseptic and disinfectant. It is stronger than phenol and less toxic. Dose 1–3 min. (0.06–0.2 Cc.). Applied in 0.5% solution. **m.-anitol**, a 40% solution of metacresol in anitol; recommended as an application in erysipelas. **m. bismuth**, $Bi(C_7H_7O)_3$, an antiseptic and astringent used in dysentery. **m.-cinnamic-ester**, an antituberculous compound of metacresol, 25 parts; cinnamic acid, 35 parts; dissolved in toluol and heated with phosphorus oxychloride, 20 parts.

metacyesis (*met-as-ī-e'-sis*) [*meta-; κύησις*, gestation]. Extra-uterine gestation, especially that which is begun in the oviduct and continued in the abdominal cavity.

metadermatosis (*met-ad-er-mat-o'-sis*) [*meta-; δέρμα*, skin; *νόσος* disease]. A pathological production of epidermis.

metadiiodanilin (*met-ah-di-ī-od-an'-il-in*). See *diiodoanilin*.

metadiphtheritic (*met-ah-dif-ther-it'-ik*). Accompanying diphtheria.

metadrasis (*met-ad-ra'-sis*) [*meta-; δρᾶσις*, exertion]. Overwork of body or mind.

metaelements (*met-ah-el'-e-ments*). A hypothetical group of elemental substances intermediate between the elements as now known to us and protyl.

metafacial (*met-af-a'-shal*) [*meta-; facies*, face]. Posterior to the face.

metagaster (*met-ah-gas'-ter*) [*meta-; γαστήρ*, belly]. The permanent intestinal canal, succeeding the primitive canal, or protogaster.

metagastrula (*met-ah-gas'-troo-lah*) [see *metagaster*]. A modification of segmentation, producing a form of gastrula differing from the simple gastrula of the amphioxus.

metagen (*met'-ah-jen*). Trade name for preparations of vitagen extracts.

metagenesis (*met-ah-jen'-es-is*). See *generation, alternate*.

metagrippal (*met-ah-grip'-al*). Occurring as a consequence of influenza; postgrippal.

metaicteric (*met-ah-ik'-ter-ik*). Occurring as a consequence of jaundice; posticteric.

metainfective (*met-ah-in-fek'-tiv*) [*μετα*, after; *infective*]. Occurring after an infectious disease.

metakinesis (*met-ah-kin-e'-sis*) [*meta-; κίνησις*, movement; change]. The term applied to that stage of cell-division in which the secondary

threads or loops tend to pass toward the two poles of the nuclear spindle.

metal (*met'-al*) [*μέταλλον*, a metal]. An elementary substance characterized by malleability, ductility, fusibility, luster, its electric affinities, and the basic character of its oxides. **m., D'Arcet's.** See *D'Arcet's metal.*

metalbumin (*met-al-bū'-min*). See *paralbumin.*

metaldehyde (*met-al'-de-hīd*), $C_8H_{16}O_4$. White needles, obtained from aldehyde by action of hydrochloric or sulphuric acid at a temperature below 0° C. It is sedative and hypnotic. Dose 2–8 gr. (0.13–0.52 Gm.).

metalepsy (*met'-al-ep-se*) [*μετάληψις*, participation]. In chemistry, change or variation produced by the displacement of an element of radical in a compound by its chemical equivalent. It is the same as *substitution, q. v.*

metaleptic (*met-al-ep'-tik*) [*μετάληψις*, participation]. Relating to metalepsy; also applied to a muscle, associated in its movement with another.

metallesthesia (*met-al-es-the'-ze-ah*) [*metal; αἴσθησις*, perception by the senses]. An alleged form of sensibility enabling hysterical or hypnotized subjects to distinguish between the contacts of various metals.

metallic (*met-al'-ik*). Similar to or resembling a metal **m. tinkling,** peculiar metallic or bell-like sounds heard over a pneumothorax or large pulmonary cavity. The sounds are produced by coughing, speaking, or deep breathing.

metallodynia (*met-al-o-din'-e-ah*) [*metal; ὀδύνη*, pain]. Pain caused by metallic poisoning.

metalloid (*met'-al-oid*) [*metal; εἶδος*, like]. 1. Resembling a metal. 2. Any nonmetallic element.

metallophagia, metallophagy (*met-al-o-fa'-je-ah, met-al-off'-a-je*) [*metal; φαγεῖν*, to eat]. The insane impulse to swallow metallic objects.

metallophobia (*met-al-o-fo'-be-ah*). The fear of touching a metallic object.

metalloscopy (*met-al-os'-ko-pe*) [*metal; σκοπεῖν*, to examine]. The determination of the effects produced by the application of metals to the surface of the body. See also *metallotherapy.*

metallotherapy (*met-al-o-ther'-ap-e*) [*metal; θεραπεία*, therapy]. The treatment of certain nervous diseases, particularly hysteria, by applying different metals to the affected part.

metallotoxemia (*met-al-o-toks-e'-me-ah*) [*metal; τοξικόν*, poison; *αἷμα*, blood]. Toxemia, or bloodpoisoning, due to the ingestion of a metal.

metamer (*met'-am-ur*). A metameric substance. See *isomeric.*

metamere (*met'-ah-mēr*) [*meta-; μέρος*, a part]. Any one of the theoretical segments of a vertebrate animal.

metameric (*met-ah-mer'-ik*). Pertaining to metamerism; see *isomeric.*

metamerid (*met-am'-er-id*) [*metamere*]. A metameric substance; a group of metameric bodies.

metamerism (*met-am'-er-izm*) [*metamere*]. A variety of isomerism. See *isomerism.*

metamorphic (*met-am-or'-fik*) [*metamorphosis*]. Pertaining to metamorphosis; also synonymous with metamorphous.

metamorphology (*met-am-or-fol'-o-je*) [*metamorphosis; λόγος*, science]. The science of the changes of form of an animal or plant passed through during the course of its life-history.

metamorphopsia (*met-am-or-fop'-se-ah*) [*μεταμορφοῦν*, to change shape; *ὄψις*, sight]. Distorted vision, owing to disease of the retina or imperfection of the media.

metamorphosing (*met-am-or-fo'-zing*) [see *metamorphosis*]. Altering; changing. **m. breath-sound.** See *respiration, metamorphosing.*

metamorphosis (*met-am-or'-fo-sis*) [*μεταμόρφωσις*, a transformation]. A structural change or transformation. In pathology, a degeneration. **m., fatty,** fatty degeneration. **m., regressive, m., retrograde,** a disintegrating change; a degeneration. **m., viscous,** the agglutination of blood-platelets in the process of thrombosis.

metamorphous (*met-am-or'-fus*) [*meta-; μορφόειν*, to change]. Amorphous, but with a tendency to crystallize.

metamyelocyte (*met-ah-mi'-el-o-sīt*) [*meta-; μυελός* marrow + *κύτος*, cell]. A myelocyte resembling, somewhat, a granular leukocyte.

metanephric (*met-an-ef'-rik*) [*meta-; νεφρός*, kidney]. Pertaining to the metanephros.

metanephros, metanephron (*met-ah-nef'-ros, met-ah-nef'-ron*) [*meta-; νεφρός*, kidney]. The posterior of the three segmental bodies of the fetus, which is transformed into the permanent kidney and ureter.

metaneutrophile, metaneutrophil (*met-ah-nū'-tro-fēl, met-ah-nū'-tro-fil*). Not staining properly with neutral dyes

metanucleus (*met-ah-nū'-kle-us*) [*meta-; nucleus*] The egg-nucleus after its extrusion from the germinal vesicle.

metapeptone (*met-ah-pep'-tōn*) [*meta-; πέψις*, digestion]. A substance obtained by Meissner from the fluid resulting from the acid peptic digestion of any protein after the parapeptone has been removed; it is said to be intermediate between parapeptone and dyspeptone.

metaphase (*met'-af-āz*) [*meta-; φάσις*, a phase]. In biology, the middle stage of cell division when the chromosomes are grouped in the equitorial plate.

metaphen (*met'-af-en*). Trade name of bisacetoxymercuri-nitro-cresol; it contains from 58 to 60% of mercury in organic combination.

metaphlogosis (*met-af-lo-go'-sis*) [*meta-; φλόγωσις*, a burning]. Severe inflammation with much engorgement, but of short duration.

metaphosphoric acid (*met-ah-fos-for'-ik*). See *acid, phosphoric.*

metaplasia (*met-ah-pla'-ze-ah*) [*meta-; πλάσσειν*, to form]. A transformation of a tissue into another without the intervention of an embryonal tissue, as the conversion of cartilage into bone.

metaplasis (*met-ap'-las-is*) [*metaplasia*]. Fulfilled growth and development seen in the stage between anaplasis and cataplasis.

metaplasm (*met'-ah-plazm*). That portion of the protoplasm of a cell containing the products of secretion or excretion.

metaplastic (*met-ah-plas'-tik*) [see *metaplasia*]. Pertaining to metaplasia. **m. bone,** a bone formed from periosteum.

metaplex, metaplexus (*met'-ah-pleks, met-ah-pleks'-us*) [*meta-; plexus*], a twining. The choroid plexus of the fourth ventricle.

metapneumonic (*met-ah-nū-mon'-ik*) [*meta-; pneumonia*]. Secondary to, or consequent upon, pneumonia.

metapophysis (*met-ah-pof'-is-is*) [*meta-; ἀπόφυσις*, a process]. A mammillary process, such as is seen upon the lumbar vertebræ.

metapore (*met'-ap-ōr*) [*meta-; πόρος*, passage]. Magendie's foramen (*q. v.*).

metaprotein (*met-ah-pro'-te-in*). A derivative by hydrolysis of a native protein.

metapsyche (*met-ap-si'-ke*) [*meta-*; ψυχή, soul]. The hind-brain or metencephalon.

metaptosis (*met-ap-to'-sis*) [*meta-*; πτῶσις, a falling]. Metastasis; sudden metabolic change.

metapyretic (*met-ah-pi-ret'-ik*) [*meta-*; πυρετός, fever]. 1. Occurring during fever. 2. Occurring after the decline of fever.

metargon (*met-ar'-gon*) [*meta-*; *argon*]. A gaseous element believed to exist in atmospheric air.

metasol (*met'-ah-sōl*). Soluble metacresol-anitol. containing 40% of metacresol. A surgical disinfectant.

metastable (*met'-ah-stābl*) [*meta-*; *stable*]. In a state of uncertain stability.

metastasis (*met-as'-tas-is*) [*meta-*; στατός, placed]. The transfer of a diseased process from a primary focus to a distant one by the conveyance of the causal agents through the blood-vessels or lymph-channels.

metastasize (*met-as'-tas-īz*). To transfer disease into a distant part by metastasis.

metastate (*met-as-tāt'*) [*meta-*; στατός, placed]. Any substance produced by a metabolic process; an anastate or a catastate. Same as *mesostate*.

metastatic (*met-ah-stat'-ik*) [see *metastasis*]. Characterized by or pertaining to metastasis. **m. abscess,** the secondary abscess in pyemia. **m. calcification,** calcareous infiltration due to an excess of lime-salts in the blood in diseases associated with rapid disintegration of bone.

metasternum (*met-ah-ster'-num*). The xiphoid cartilage of the sternum,

metasyncrisis (*met-as-in'-kris-is*). 1. An induced crisis. 2. The restoration of diseased tissues.

metasyphilis (*met-ah-sif'-il-is*). That form of inherited syphilis presenting only the syphilitic diathesis, *i. e.*, the degenerations and general diffuse changes without localized lesions.

metasyphilitic (*met-ah-sif-il-it'-ik*). 1. Pertaining to metasyphilis. 2. Following syphilis.

metatarsal (*met-ah-tar'-sal*) [*metatarsus*]. Pertaining to the metatarsus.

metatarsalgia (*met-ah-tar-sal'-je-ah*) [*metartarsus*; ἄλγος, pain]. Morton's disease; a painful affection of the plantar digital nerves caused by pressure or pinching of them by portions of the metatarsophalangeal articulations.

metatarsen (*met-at-ar'-sen*). Belonging to the metatarsus in itself.

metatarsometatarsal (*met-ah-tar-so-met-ah-tar'-sal*). Relating to the metatarsal bones in their position to each other.

metatarsophalangeal (*met-ah-tar-so-fa-lan'-je-al*) [*metatarsus*; *phalanges*]. Pertaining to the metatarsus and the phalanges.

metatarsus (*met-ah-tar'-sus*) [*meta-*; ταρσός, tarsus]. The bones of the foot, five in number, situated between the tarsus and the phalanges. **m. primus varus,** same as *hallux valgus*, *q. v.*

metatela (*met-at-e'-lah*) [*meta-*; *tela*, tissue]. The tela of the metencephal; the velum medullare posterius, or inferior choroid tela. It constitutes the roof of the metacele.

metathalamus (*met-ah-thal'-am-us*) [*meta-*; *thalamus*]. A term including the pregeniculum and postgeniculum.

metathesis (*met-ath'-es-is*) [*meta-*; τιθέναι, to place]. 1. The act of changing the seat of a disease process from one part to another. 2. In chemistry, double decomposition.

metathetic (*met-ath-et'-ik*) [*meta-*; τιθέναι, to place]. Of the nature of a metathesis.

metathrombin (*met-ah-throm'-bin*). A substance derived from fibrin ferment when the blood clot contracts.

metatocia (*met-at-o'-ke-ah*) [*meta-*; τόκος, birth]. Birth by any other than the normal process, as by cesarean section.

metatroph (*met'-ah-trōf*). See *saprophyte*.

metatrophia (*met-ah-tro'-fe-ah*) [*meta-*; τροφή, nourishment]. Any morbid condition or process of nutrition.

metatrophic (*met-ah-trof'-ik*) [*meta-*; τρόφη, nourishment]. Said of bacteria which derive their sustenance from dead organic matter. **m. method,** a therapeutic method of modifying the nutrition by changes in the food—with a view of administering some drug; *e. g.*, suppression of sodium chloride in food of epileptics in order to reinforce the action of bromides.

metaxeny (*met-ak'-sen-e*) [*meta-*; ξένος, strange]. The conditioned existence of a parasite upon an intermediate host.

Metazoa (*met-ah-zo'-ah*) [*meta-*; ζῷον, animal]. Animals the development of which is characterized by segmentation of the ovum. They comprise all animals except the *Protozoa*. See *table*, p. 1501.

Metchnikoff's larva (*metsh'-ne-kof*) [Elie *Metchnikoff*, Russian biologist, 1845–1916]. The parenchymula; the embryonic stage immediately succeeding that of the closed blastula. **M.'s phagocytic theory,** that microorganisms and other solid elements are destroyed or taken up by living cells, as by colorless blood-corpuscles.



METCHNIKOFF.

metecious, metœcious (*met-e'-she-us*) [*meta-*; οἶκος, a house]. See *heterecious*.

metecism, metœcism (*met-es'-izm*). See *heterecism*.

metempiric (*met-em-pe'-rik*) [*meta-*; ἐμπειρία, experience]. Opposed to empiric; not based on experience.

metencephal (*met-en'-sef-al*). See *metencephalon*.

metencephalic (*met-en-sef-al'-ik*). Pertaining to

the metencephalon.

metencephalon (*met-en-sef-al'-on*) [*meta-*; ἐγκέφαλος, brain]. 1. The after-brain; the postoblongata, or most caudal portion of the brain. 2. Of Huxley, the cerebellum and the pons.

meteoric (*me-te-or'-ik*) [μετεωρίζειν, to elevate]. Pertaining to meteorism; also, pertaining to the atmosphere.

meteorism (*me'-te-or-izm*) [μετεωρίζειν, to elevate]. Gas distention of the abdomen; tympanites.

meteorograph (*me-te-or'-o-graf*) [μετέωρον, a meteor; γράφειν, to write]. An apparatus for securing a continuous record of the pressure, temperature, humidity, and velocity of the wind.

meteorology (*me-te-or-ol'-o-je*) [*meteor*; λόγος, a treatise]. The science of the phenomena of the atmosphere and the laws of its motions.

meteorpaths (*me'-te-or-paths*) [*meteor*; πάθος, disease]. Persons affected abnormally by the weather.

metepencephalon (*met-ep-en-sef'-al-on*) [*meta-*; ἐπί, upon; ἐγκέφαλος brain]. The metencephalon and epencephalon considered together. It includes the cerebrum, the oblongata, and the pons.

metepicele (*met-ep'-is-ēl*) [*meta-*; ἐπί, upon; κοιλία, hollow]. The fourth ventricle of the brain.

meter (*me'-ter*). The unit of linear measure of the metric system, 39.37 inches. See *metric system*. **m.-angle**, the angle of the visual axes, the object being one meter distant.

-meter (*me-ter*) [μέτρον, a measure]. A termination denoting an instrument for measuring.

metergasis, metergasia (*met-er'-gas-is, met-er-ga'-se-ah*) [*meta-*; ἐργασία, work]. Change of function.

metestrous (*met-es'-trus*). Pertaining to the period in which the activity of the generative organs is gradually subsiding in female animals.

methacetin (*meth-as'-et-in*) [*meta-*; *acetum*, vinegar], $C_9H_{11}NO_2$. An analogue of phenacetin, having the same antipyretic, qualities as the latter, and more soluble. Dose from 2 to 4 gr. exhibited with great caution.

methaform (*meth'-af-orm*). Dimethylcarbinol-chloroform.

methal (*meth'-al*) [*meta-*; ὕλη, matter], $C_{14}H_{30}O$. An alcohol, not yet isolated, occurring in spermaceti.

methanal (*meth'-an-al*). Same as *formaldehyde*.

methane (*meth'-ān*) [see *methal*], CH_4. Marsh-gas. The first member of the homologous series of paraffins. $C_nH_{2n}+_2$. It is a colorless, odorless, inflammable gas.

methanol (*meth'-an-ol*). Methyl alcohol.

metheglin (*meth-eg'-lin*). Mead; a drink made from honey by the addition of yeast and boiling water.

methemerine (*meth-em'-er-ēn*) [*meta-*; ἡμέρα, a day]. Quotidian.

methemoglobin, methæmoglobin (*met-hem-o-glo'-bin*) [*meta-*; *hemoglobin*]. A body similar in composition to hemoglobin, but having its oxygen more firmly united with it. In poisoning with potassium chlorate, the nitrites, acetanilid, and other bodies, the blood contains methemoglobin.

methemoglobinemia, methæmoglobinæmia (*met-hem-o-glo-bin-ē'-me-ah*) [*methemoglobin*; αἷμα, blood]. The presence of methemoglobin in the blood.

methemoglobinuria, methæmoglobinuria (*met-hem-o-glo-bin-ū'-re-ah*) [*methemoglobin*; οὖρον, urine]. The presence of methemoglobin in the urine.

methenamine (*meth-en'-am-ēn*). Official name of *hexamethylenamine, q. v.*

methene (*meth'-ēn*). Methylene.

methenyl (*meth'-en-il*), CH. A hypothetical trivalent radical. **m.-orthoanisidin**, a compound of orthoanisidin and orthoformic acid ester; it is a local anesthetic. **m. tribromide**, bromoform. **m. trichloride**, chloroform. **m. triiodide**, iodoform.

methethyl (*meth-eth'-il*). A local anesthetic said to consist chiefly of ethyl chloride with a small quantity of methyl chloride and chloroform.

methetic (*meth-et'-ik*) [μέθεξις, participation]. In psychology applied to communications between the different strata of a man's intelligence.

methogastrosis (*meth-o-gas-tro'-sis*) [μέθυ, wine; γαστήρ, stomach; νόσος, disease]. Digestive disturbances consequent upon alcoholic excess.

methol (*meth'-ol*) [*meta-*; ὕλη, matter]. One of the names of methylic alcohol.

methomania (*meth-o-ma'-ne-ah*) [μέθυ, strong drink; μανία, madness]. 1. Same as *mania a potu*. 2. (More often) the irresistible desire for strong drink; dipsomania.

methonal (*meth'-on-al*), $(CH_3)_2C(SO_2CH_3)_2$. A hypnotic differing from sulphonal in containing methyl mercaptan instead of ethyl mercaptan. Dose 15–30 gr. (1–2 Gm.). Syn., *dimethyl sulphone-dimethylmethane*.

methoxycaffeine (*meth-oks-e-kaf'-e-in*), $C_9H_{12}N_4O_3$. A white powder melting at 117° C It is used hypodermatically as a local anesthetic and in neuralgia. Dose 4 gr. (0.26 Gm.).

methoxyl (*meth-oks'-il*). The characterizing group of the primary alcohols, CH_3OH.

methozine (*meth'-o-zēn*). Same as *antipyrine*.

methyl (*meth'-il*) [μέθυ, mead; ὕλη, matter], CH_3. A univalent hydrocarbon radical, the first of the univalent hydrocarbons of the marsh-gas series; the radical of methyl-alcohol. **m. acetate**, $C_3H_6O_2$, a fragrant liquid obtained from crude wood-vinegar. **m.-alcohol**, CH_3OH, a colorless, narcotic liquid, obtained in the destructive distillation of wood. Syn., *carbinol, wood-alcohol; wood-spirit*. **m. aldehyde**, formaldehyde. **m. arsinate**, a salt of methylarsinic acid. **m.-blue**, an antiseptic used as a local application in diphtheria (not to be confounded with methylene blue). **m. chloride**, CH_3Cl, a liquid local anesthetic. **m. chloroform**, CH_3CCl_3, a volatile liquid, obtained by chlorinating ethyl chloride. It is anesthetic. **m. ether**, C_2H_6O; dimethyl oxide, an inflammable gas; also a salt of methyl. **m.-glyoxalidin**. See *lysidine*. **m.-green**, an anilin dye, used in staining tissues, also as an antiperiodic. **m.-guanidine**, $C_2H_7N_3$; a colorless, crystalline, strongly alkaline base, formed by the oxidation of creatin and creatinin, and also found in decomposing horseflesh and in cultures of the comma bacillus and the bacillus of anthrax. It is highly poisonous. **m.-hydantoic acid**, a crystalline substance occurring in the urine after the ingestion of sarcosin; it is also obtained by heating sarcosin and urea together for several days in baryta-water. **m.-hydantoin**, a leukomaine found in fresh meat. **m. hydrate**, methyl-alcohol. **m. hydride**, CH_4; methane or marsh-gas. **m. iodide**, C_2HI, a reaction-product of methyl-alcohol with iodine and phosphorus; used as a vesicant instead of cantharides. **m.-phenol**, cresol. **m.-propyl-oxybenzol**, thymol. **m. pyridin**. See *picolin*. **m. pyridin sulphocyanate**, an energetic non-

caustic, nontoxic antiseptic employed in 1% solution. **m. pyrocatechin,** guaiacol. **m.-quinolin,** a substance occurring with quinolin and quinalidin in coal-tar. **m. salicylate** (*methylis salicylas*, U. S. P.), $C_8H_8O_3$; synthetic oil of winter-green; an oily liquid of a peculiar odor, identical with the essential constituent of the oil of winter-green; it is used in rheumatism like the natural oil of gaultheria. **m.-salol.** $CH_3(OH)(CH_3)CO_2.C_6H_5$, a crystalline substance, insoluble in water, soluble in ether, chloroform, or hot alcohol; used in rheumatism. **m.-theobromin,** caffeine. **m.-uramine.** See *m.-guanidine*. **m.-violet,** an anilin dye used for staining bacteria. Under the name of *pyoktanin* it is used as an antiseptic. **m.-xanthin.** See *heteroxanthin*.

methylacetanilid (*meth-il-as-et-an'-il-id*). See *exalgin*.

methylal (*meth'-il-al*) [*methyl; alcohol*], $C_3H_8O_2$. A substance prepared by distilling methyl-alcohol with sulphuric acid. It is hypnotic and antispasmodic. Dose 1 dr. (4 Cc.).

methylamine (*meth-il'-am-in*) [*methyl; amine*], $N(CH_3)H_2$. A colorless basic gas occurring in herring-brine and in cultures of the comma bacillus.

methylarsinic acid (*meth-il-ar-sin'-ik*). An organic derivative of arsenic, bivalent.

methylate (*meth'-il-āt*) [*methyl*]. A compound formed from methyl-alcohol by the substitution of the hydrogen of the hydroxyl by a base.

methylated (*meth'-il-at-ed*). Containing methyl-alcohol. **m. spirit.** See *methyl-alcohol*

methylation (*meth-il-a'-shun*). The process of mixing a substance with methyl-alcohol.

methylbenzol (*meth-il-ben'-zol*). Toluene.

methylcresol (*meth-il-kre'-sol*). A cresol derived from creosote.

methylene (*meth'-il-ēn*) [*methyl*], CH_2. A bivalent hydrocarbon radical. **m. bichloride,** CH_2Cl_2; a general anesthetic, used instead of chloroform. **m.-blue** (*methylthioninæ hydrochloridum*, U. S. P.), $C_{16}H_{18}N_3SCl$; a blue anilin dye used as a stain in microscopy. It has also been employed as a local application in diphtheria, tonsillitis, and scarlatinal sore throat, and internally in malaria. Dose 2–4 gr. (0.13–0.25 Gm.). **m. chloride,** a colorless liquid consisting of 1 volume of methyl-alcohol and 4 volumes of chloroform, it is used in inhalation-anesthesia. **m. creosote,** a nontoxic, yellowish powder devoid of taste or odor. It is used in the treatment of tuberculosis. Dose 8–30 gr. (0.5–2.0 Gm.). **m. oxide,** formaldehyde.

methylenophil, methylenophilous (*meth-il-en'-of-il, meth-il-en-of'-il-us*) [*methylene; φιλεῖν*, to love]. Having an affinity for methylene-blue.

methylepsia (*meth-il-ep'-se-ah*) [*μέθυς*, strong drink]. Mania for intoxicating drink.

methylguanidine (*meth-il-gwan'-id-ēn*). A poisonous ptomaine derived from creatinine.

methylic (*meth-il'-ik*). Containing methyl.

methylil (*meth'-il-il*). Trade name of a local anesthetic; said to be a mixture of ethyl chloride, chloroform, and methyl chloride.

methylmania (*meth-il-ma'-ne-ah*) [*μέθυς*, strong drink; *mania*]. Mania for intoxicating drink.

methylphenacetin (*meth-il-fen-as'-et-in*). A hypnotic compound obtained by treating phenacetin-sodium with methyl iodide.

methylpurin (*meth-il-pū'-rin*). Any compound in which one or more methyl radicals have been substituted in the purin nucleus.

methylsalol (*meth-il-sa'-lol*). A crystalline substance used in rheumatism.

methylthionine hydrochloride (*meth-il-thī'-o-nin*) See *methylene-blue*.

methyluramine (*meth-il-ū-ram'-ēn*). Methylguanidine.

methysis (*meth'-is-is*) [*μέθυσις*, intoxication]. Intoxication.

methystic (*meth-is'-tic*). 1. Intoxicant. 2. An intoxicating agent.

methysticin (*meth-is'-tis-in*) [*μεθυστικός*, intoxicating]. A glucoside, $C_{18}H_{14}O_8$. from *Piper methysticum*, kava-root.

methysticum (*meth-is'-te-kum*) [*μεθυστικος*, intoxicating]. Kava-root, *Piper methysticum*.

metoarion (*met-o-a'-re-on*) [*meta-; ὠάριον*, the ovule]. The corpus luteum.

metodontiasis (*met-o-don-tī'-as-is*) [*meta-; ὀδοντιᾶν*, to cut teeth]. The second dentition; also, abnormality of teething.

metol (*me'-tol*). Trade name for methylparaamino phenol sulphate; it is used as a developer by photographers, and is capable of producing a dermatitis.

metopagus (*met-op'-ag-us*) [*μέτωπον*, the forehead; *πάγος*, joined]. A twin monstrosity with united foreheads.

metopantralgia (*met-o-pan-tral'-je-ah*) [*μέτωπον*, forehead; *ἄντρον*, cave; *ἄλγος*, pain]. Pain or neuralgia of the frontal sinus.

metopantritis (*met-o-pan-trī'-tis*) [*μέτωπον*, forehead; *ἄντρον*, cave; *ιτις*, inflammation]. Inflammation of the metopantron.

metopantron, metopantrum (*met-o-pan'-trom, met-o-pan'-trum*) [*μέτωπον*, forehead; *ἄντρον*, cave]. The frontal sinus.

metopic (*met-op'-ik*) [*μέτωπον*, forehead]. 1. Relating to the forehead; frontal. 2. A name applied to a cranium having a medio-frontal suture. **m. points.** See *craniometric points*. **m. suture,** the frontal suture, between the two vertical halves of the frontal bone.

metopion (*met-o'-pe-on*) [*μέτωπον*, forehead]. See *craniometric points*.

metopism (*met'-o-pizm*) [*μέτωπον*, forehead]. Persistence of the frontal suture in adult life See *metopon*.

metopium (*met-o'-pe-um*). 1. Synonym of *metopon*. 2. Expressed oil of almonds.

metopodynia (*met-o-po-din'-e-ah*) [*μέτωπον*, forehead; *ὀδύνη*, pain]. Frontal headache.

metopon (*met'-o-pon*) [*μέτωπον*, forehead; from *μετά*, between; *ὠψ*, eye]. Forehead; also an old name for galbanum.

metopoplasty (*met-op'-o-plas-te*) [*μέτωπον*, the forehead; *πλάσσειν*, to form]. Plastic surgery of the forehead.

metoposcopy (*met-op-os'-ko-pe*) [*μέτωπον*, forehead; *σκοπεῖν*, to examine]. A variety of phrenology in which the character on the future of an individual is supposed to be determined by an inspection of the forehead.

metoxenous (*met-oks'-en-us*). See *heterecious*.

metoxeny (*met-oks'-en-e*) [*μέτα*, beyond; *ξένος*, host]. 1. Heterecism. 2. Adopting a new host by a parasite.

metra (*me'-trah*) [*μήτρα*, uterus]. The uterus.

metralgia (*met-ral'-je-ah*) [*metra; ἄλγος*, pain]. Metrodynia (*q. v.*).

metramine (*met'-ram-ēn*). Trade name for a brand of hexamethylenamine.

metranastrophe (*met-ran-as'-tro-fē*) [*metra; ἀνασ-τροφή*, a turning upside down]. Inversion of the uterus.

metranemia, metranæmia (*met-ran-e'-me-ah*) [*metra; anemia*]. Uterine anemia.

metraneurysm (*met-ran'-ū-rism*) [*metra; ἀνεύρυσμά*, dilatation]. Dilatation of the uterus or vulva.

metranoikter (*met-rah-no-ik'-ter*). A uterine dilator with two or four branches; used when a wide, prolonged uterine dilatation is indicated.

metrapectic (*me-trah-pek'-tik*) [*μήτηρ*, mother; *ἀπέχειν*, to avoid]. Referring to a disease which is transmitted through the mother, but which she herself escapes (such as hemophilia).

metratome (*met'-rat-ōm*) [*metra; τομή*, a cutting]. An instrument for incising the uterus.

metratomy (*met-rat'-o-me*). Hysterotomy.

metratonia (*met-rat-o'-ne-ah*) [*metra; ἀτονία*, atony]. Atony of the uterus

metratresia (*met-rat-re'-ze-ah*) [*metra; ἀτρησία*, atresia]. Atresia or imperforation of the womb.

metratrophia (*met-rat-ro'-fe-ah*) [*metra; ἀτροφία*, atrophy]. Atrophy of the uterus

metrauxe (*met-rawks'-e*) [*metra; αὔξη*, increase] Hypertrophy or enlargement of the uterus.

metrazol (*met'-raz-ol*). A substitute for camphor. It is pentamethylenetetrazol.

metre (*me'-ter*). See *meter*.

metrechoscope (*met-rek'-o-skōp*) [*μέτρον*, measure, *ἠχή*, sound; *σκοπεῖν*, to inspect]. An instrument for applying metrechoscopy.

metrechoscopy (*met-rek-os'-ko-pe*) [*μέτρον*, measure; *ἠχή*, sound; *σκοπεῖν*, to inspect]. Combined auscultation and mensuration.

metrectasia (*met-rek-ta'-ze-ah*) [*metra; ἔκτασις*, a stretching]. Dilatation of the uterus.

metrectatic (*met-rek-tat'-ik*). Affected with, or pertaining to, metrectasia.

metrectomy (*met-rek'-to-me*) [*metra; ἔκτομη*, excision]. Excision or removal of the uterus.

metrectopia, metrectopy (*met-rek-to'-pe-ah, met-rek'-to-pe*) [*metra; ἔκτοπος*, displaced]. Displacement of the womb.

metrelcosis (*met-rel-ko'-sis*) [*metra; ἕλκος*, ulcer]. Uterine ulceration.

metremia (*met-re'-me-ah*) [*metra; αἷμα*, blood]. Congestion of the uterus.

metremorrhagia (*met-rem-or-a'-je-ah*). Synonym of *metrorrhagia*.

metremorrhoid (*met-rem'-or-oid*) [*metra; hemorrhoid*]. A hemorrhoid of the uterus.

metremphraxis (*met-rem-fraks'-is*) [*metra; ἐμφράσσειν*, to obstruct]. Congestion, or infarction, of the uterine tissues.

metremphysema (*met-rem-fis-e'-mah*). Synonym of *physometra*.

metrenchyta (*met-ren-ki'-tah*) [*metra-; χύτος*. poured]. 1. A vaginal syringe. 2. A vaginal injection.

metreurynter (*met-roo-rin'-ter*) [*metra; εὐρύνειν*, to widen]. A form of colpeurynter.

metreurysis (*met-roo'-ris-is*). See *colpeurysis*.

metreurysma (*met-roo-riz'-mah*) [*metra; εὐρύς*, wide]. Morbid dilatation, or width of the uterus.

metria (*me'-tre-ah*) [*metra*]. Any uterine affection. Also a synonym of *puerperal fever*.

metric (*met'-rik*) [*μέτρον*, a measure]. Pertaining to the system of weights and measures, of which the meter is the basis. **m. system**, a decimal system of weights and measures employed in France, Germany, and other countries, and used generally in the sciences. The standard is the *meter*, the ten-millionth part of the distance from the equator to the north pole The actual standard unit is the distance between two lines on a platinum-iridium rod preserved in the archives of the International Metric Commission at Paris, and is equivalent to 39.37079 inches; in the United States the length of the meter is assumed as 39.37 inches. The standard of capacity is the *liter*, a cubic volume $\frac{1}{10}$ meter in each dimension. The standard of weight is the *gram*, the weight of $\frac{1}{1000}$ liter (one cubic centimeter) of distilled water at its maximum density. As the unit of microscopic measurement the thousandth part of a millimeter has been adopted. It is called *micromillimeter*, or *micron;* its symbol is μ. The multiples in the metric system are expressed by the prefixes *deca-*, *hecto-*, and *kilo-;* the subdivisions by the prefixes *deci-*, *centi-*, and *milli-*.

1000	meters	= 1 kilometer.
100	meters	= 1 hectometer.
10	meters	= 1 decameter
.1	meter	= 1 decimeter.
.01	meter	= 1 centimeter.
.001	meter	= 1 millimeter
1000	liters	= 1 kiloliter.
100	liters	= 1 hectoliter.
10	liters	= 1 decaliter
.1	liter	= 1 deciliter.
.01	liter	= 1 centiliter.
.001	liter	= 1 milliliter.
1000	grams	= 1 kilogram.
100	grams	= 1 hectogram.
10	grams	= 1 decagram.
.1	gram	= 1 decigram.
.01	gram	= 1 centigram.
.001	gram	= 1 milligram.

In common practice, however, the following divisions only are used, the others being expressed in figures.

10 millimeters	= 1 centimeter.
100 centimeters	= 1 meter.
1000 meters	= 1 kilometer
1000 cubic centimeters	= 1 liter.
1000 milligrams	= 1 gram.
1000 grams	= 1 kilogram

The following are the equivalent values·

1 meter = 39.37 inches.
1 liter = 1 quart ¼ gill, U. S. measure
1 gram = 15.43 grains.
1 minim = 0.061 cubic centimeter.

See also, *weights and measures*.

metriocephalic (*met-re-o-sef-al'-ik*) [*μέτριος*, moderate; *κεφαλή*, head]. Applied to a skull in which the arch of the vertex is moderate in height, neither akrocephalic (pointed) nor platycephalic (*q. v.*). Cf. *scaphocephalic, tapeinocephalic*.

metritic (*met-rit'-ik*) [*metra; ιτις*, inflammation]. Pertaining to, or affected with, metritis.

metritis (*met-ri'-tis*) [*metra; ιτις*, inflammation]. Inflammation of the uterus. **m. dissecans**, an inflammatory affection of the uterus accompanied by the sloughing away of portions of it.

metro- (*met-ro-*) [*metra*]. A prefix meaning relating to the uterus.

metroblennorrhea (*met-ro-blen-or-e'-ah*) [*metro-, βλέννα*, mucus; *ῥοία*, a flow]. Uterine blennorrhea.

metrocampsis (*met-ro-kamp'-sis*) [*metro-; κάμψις*, bending]. Obliquity or curvation of the uterus.

metrocarcinoma (*met-ro-kar-sin-o'-mah*) [*metro-; carcinoma*]. Carcinoma of the uterus.

metrocase (*met-rok'-as-e*) [*metro-*; κακός, evil]. Same as *metrelcosis*.

metrocele (*met'-ro-sēl*) [*metro-*; κήλη, hernia]. Hernia of the uterus.

metroclyst (*met'-ro-klist*) [*metro-*; κλύζειν, to wash out]. An instrument for giving uterine douches.

metrocolpocele (*met-ro-kol'-po-sēl*) [*metro-*; κόλπος, vagina; κήλη, hernia]. Protrusion of the uterus into the vagina, the wall of the latter being pushed in advance.

metrocystosis (*met-ro-sis-to'-sis*) [*metro-*; κύστις, a cyst]. The formation of uterine cysts or the condition giving rise to them.

metrocyte (*met'-ro-sīt*) [*metro-*; κύτος, cell]. A large uninuclear spheroidal cell the protoplasm of which contains hemoglobin, and which is supposed to be the source of the red corpuscles of the blood.

metrodynamometer (*met-ro-di-nam-om'-et-er*) [*metro-*; δύναμις, power; μέτρον, measure]. An instrument for measuring uterine contractions.

metrodynia (*met-ro-din'-e-ah*) [*metro-*; ὀδύνη, pain]. Pain in the uterus.

metrodystocia (*met-ro-dis-to'-ke-ah*) [*metro-*; δυστοκία, painful delivery]. Dystocia whose cause resides in the uterus.

metroectasia (*met-ro-ek-ta'-ze-ah*). Synonym of *metrectasia*.

metroendometritis (*met-ro-en-do-met-ri'-tis*). Combined inflammation of the uterus and endometrium.

metrofibroma (*met-ro-fi-bro'-mah*) [*metro-*; *fibroma*, fibrous tumor]. Uterine fibroid tumor.

metroleukorrhea (*met-ro-lū-kor-e'-ah*) [*metro-*; λευκός, white; ῥοία, flow]. Uterine leukorrhea.

metrology (*met-rol'-o-je*) [μέτρον, measure; λόγος, science]. The science of measures and of measurements.

metroloxia (*met-ro-loks'-e-ah*) [*metro-*; λοξός, oblique]. Obliquity of the uterus; hysteroloxia.

metrolymphangitis (*met-ro-lim-fan-ji'-tis*) [*metro-*; λύμφα, lymph; ἀγγεῖον, vessel; ῖτις, inflammation]. Inflammation of the lymphatic vessels of the uterus. Uterine lymphangitis.

metromalacia (*met-ro-mal-a'-she-a*). Metromalacosis.

metromalacosis (*met-ro-mal-ak-o'-sis*) [*metro-*; μαλακός, soft]. Softening of the tissues of the uterus.

metromania (*met-ro-ma'-ne-ah*). 1. See *hysteromania* and *nymphomania*. 2. [μέτρον, measure; μανία, mania]. A mania for writing poetry.

metromaniac (*met-ro-ma'-ne-ak*) [μέτρον, measure; μανία, mania]. One insanely fond of writing verses.

metronania (*met-ro-na'-ne-ah*) [*metro-*; νάνος, dwarf]. Abnormal smallness of the uterus.

metroncus (*met-rong'-kus*). See *hysteroncus*.

metroneuria (*met-ro-nū'-re-ah*) [*metro-*; νεῦρον, nerve]. A nervous affection of the uterus.

metroneurosis (*met-ro-nū-ro'-sis*) [*metro-*; *neurosis*]. Any neurosis caused by uterine disease.

metronome (*met'-ro-nōm*) [μέτρον, measure; νόμος, law]. An instrument for measuring time in music; also one for testing the hearing.

metroparalysis (*met-ro-par-al'-is-is*) [*metro-*; *paralysis*]. Uterine paralysis.

metropathic (*met-ro-path'-ik*) [*metro-*; πάθος, disease]. Pertaining to affections of the uterus.

metropathy (*met-rop'-ath-e*) [*metro-*; πάθος, suffering]. Any uterine disease.

metroperitonitis (*met-ro-per-it-on-ī'-tis*) [*metro-*; *peritonitis*]. 1. Combined inflammation of uterus and peritoneum. 2. Peritonitis secondary to inflammation of the uterus. 3. Inflammation of the peritoneum about the uterus.

metropexia, metropexy (*met-ro-peks'-e-ah, met'-ro-peks-e*). See *hysteropexy*.

metrophite (*met'-ro-fīt*) [μέτρον, measure]. A cell poor in reserve food-substance.

metrophlebitis (*met-ro-fleb-i'-tis*) [*metro-*; *phlebitis*]. Inflammation of the veins of the uterus.

metrophlogosis (*met-ro-flo-go'-sis*). Syn. of *metritis*.

metrophyma (*met-ro-fi'-mah*) [*metro-*; φῦμα, a growth]. A tumor of the uterus.

metropolypus (*met-ro-pol'-ip-us*) [*metro-*; *polypus*]. Uterine polyp.

metroptosia (*met-rop-to'-se-ah*). Metroptosis.

metroptosis (*met-rop-to'-sis*) [*metro-*; πτῶσις, fall]. Prolapse of the uterus.

metrorrhagia (*met-ror-a'-je-ah*) [*metro-*; ῥηγνύναι, to burst forth]. Uterine hemorrhage independent of the menstrual period.

metrorrhea, metrorrhœa (*met-ror-e'-ah*) [*metro-*; ῥοία, a flow]. Any morbid discharge from the uterus.

metrorrhectic (*met-ror-ek'-tik*). Pertaining to metrorrhexis.

metrorrhexis (*met-ror-eks'-is*) [*metro-*; ῥῆξις, rupture]. Rupture of the uterus.

metrorthosis (*met-ror-tho'-sis*) [*metro-*; ὀρθοῦν, to set straight]. The correction of a displaced uterus.

metrosalpingitis (*met-ro-sal-pin-ji'-tis*) [*metro-*; *salpingitis*]. Inflammation of the uterus and oviducts.

metrosalpingorrhagia (*met-ro-sal-ping-or-a'-je-ah*) [*metro-*; σάλπιγξ, tube; ῥηγνύναι, to burst forth]. Hemorrhage from the oviducts

metrosalpingorrhexis (*met-ro-sal-ping-or-eks'-is*) [*metro-*; σάλπιγξ, tube; ῥῆξις, rupture]. Rupture of an oviduct.

metrosalpinx (*met-ro-sal'-pinks*) [*metro-*; σάλπιγξ, tube]. An oviduct or Fallopian tube.

metroscirrhus (*met-ro-skir'-us*) [*metro-*; σκίρρος, hard]. A scirrhous tumor of the uterus.

metroscope (*met'-ro-skōp*) [*metro-*; σκοπεῖν, to observe]. An instrument for examining the uterus

metrostaxis (*met-ro-staks'-is*) [*metro-*; στάξις, a dropping]. Slight but persistent uterine hemorrhage.

metrostenosis (*met-ro-sten-o'-sis*) [*metro-*; στένωσις, contraction]. Contraction of the cavity of the uterus.

metrosteresis (*met-ro-ster-e'-sis*) [*metro-*; στέρησις, deprival]. Removal or absence of the uterus.

metrotome (*met'-ro-tōm*) [*metro-*; τομή, a cutting]. An instrument for incising the uterine neck.

metrotomy (*met-rot'-o-mē*). See *hysterotomy*.

metrotoxin (*met-ro-tok'-sin*). A hypothetical hormone from the pregnant uterus which is assumed to have an inhibitory action on the ovaries.

metrourethrotome (*met-ro-ū-re'-thro-tōm*) [μέτρον, measure; οὐρήθρα, urethra; τομή, a cutting]. A form of urethrotome that will cut a stricture to the desired caliber; a graduated urethrotome.

metrypercinesis (*met-ri-per-sin-e'-sis*) [*metra*; ὑπέρ, over; κίνησις, movement]. Excessive uterine contraction.

metryperemia, metryperæmia (*met-ri-per-e'-me-ah*). Synonym of *metremia*.

metryperesthesia, metryperæsthesia (*met-ri-per-esthe'-se-ah*) [*metra*; ὑπέρ, over; αἴσθησις, perception]. Hyperesthesia of the uterus.

metrypertrophia (*met-ri-per-tro'-fe-ah*). Synonym of *metrauxe*.

Mett's test for pepsin [Edwin Ludwig Paul *Mett*, German physician]. Tubes of coagulated albumin are introduced into the stomach, and observation is made on the extent of digestion occurring in a given time.

Meunier's sign of measles (*moo-ne-a'*). A daily loss of weight noticed four or five days after contagion. This may amount to 50 Gm. daily, commencing five or six days before the appearance of catarrhal or febrile symptoms

Mexican typhus. See *tabardillo.*

Meyer's disease (*mī'-er*) [Georg Hermann *Meyer*, German anatomist, 1815–1892]. Hypertrophy of the pharyngeal tonsil; adenoid vegetations of the pharynx. **M.'s law,** mature and normal bone possesses a definite internal structure, which in every part represents the lines of greatest pressure on traction, and is so arranged as to afford the greatest resistance with the smallest amount of material **M.'s rings,** the faint rings seen to surround a candle-flame or a similar source of light against a dark background; they appear more distinct, as Woehler has shown, when the eyes are exposed for a short time to the fumes of osmic acid. The phenomenon is due to the diffraction of light by cellular elements on the surface of the cornea. **M.'s sign,** numbness of the hands or feet associated with formication; it is observed in the eruptive stage of scarlatina

Meyer's line (*mī'-er*). In persons who wear no shoes, the axial line of the big toe, if continued, will pass through the center of the heel.

Meyer's sign (*mī'-er*). Swelling of the plica semilunaris, *i.e.*, the fold of skin connecting the two eyelids at the internal canthus, is a prodromal sign of measles.

Meyer-Woehler's rings. See *Meyer's rings.*

Meynert's bundle (*mī'-nert*) [Theodore *Meynert*, Austrian anatomist, 1833–1892] A tract of nerve-fibers forming part of the capsula; it passes between the external geniculate body and posterior border of the putamen, and ends in the lower part of the occipital and temporosphenoid lobes. **M.'s cells,** pyramidal cells found near the calcarine fissure in the cerebral cortex. **M.'s commissure,** a tract of nerve-fibers crossing dorsally to the mesial half of the chiasm from the tuber cinereum to the opposite side; it is probably connected with Luys's body. **M.'s dorsal tegmental decussation,** one of the fountain decussations, it is situated between the red nuclei and dorsal to them **M.'s fibers,** a tract of nerve-fibers connecting the anterior corpus quadrigeminum with the nuclei of the ocular muscles **M.'s field,** the reticular formation of the pons. **M.'s layer,** the third layer of pyramidal cells in the cerebral cortex. **M.'s radiations,** fibers in the radiary zone of the cortex cerebri **M.'s solitary cells,** giant pyramidal cells arranged in a single row in the visual area of the cortex cerebri.

Meynet's nodosities (*ma-na'*) [Paul Claude Hyacinthe *Meynet*, French physician, 1831–1892]. Nodular growths connected with the capsules of joints, tendons, and tendon-sheaths, and sometimes seen in cases of rheumatism, especially in children.

mezcal, mescal (*mez-kahl'*) [Mex.]. An intoxicant spirit distilled from pulque, the fermented juice of various Mexican species of *Agave.*

mezereon (*mez-e'-re-on*). See *mezereum.*

mezereum (*mez-e'-re-um*) [Ar., *māzaryūn*, the camellia] An old world shrub. The *mezereum* of the U. S. P. is the dried bark of *Daphne mezereum* and other species of *Daphne*, of the natural order *Thymeleaceæ.* It contains a glucoside, *daphnin*, and an acrid resin. Locally applied, mezereum is an irritant and vesicant, and has been used to stimulate indolent ulcers Internally, it has been employed in syphilis, scrofula, chronic rheumatism, and various skin diseases. Dose 10 gr. (0.65 Gm.). **m., fluid-extract of** (*fluidextractum mezerei*, U. S. P.). Dose 2–5 min. (0.13–0.32 Cc.). It is used chiefly in ointments. **m. oleoresin,** ethereal extract of the bark of *Daphne mezereum* and other species. It is alterative, stimulant, and rubefacient. Dose ½–1 min (0.03–0.06 Cc.).

mezquit (*mes-kēt'*) [Sp.]. The tree or shrub *Prosopis juliflora* of the S. W. United States and Mexico. Its gum resembles gum arabic.

Mg. Chemical symbol of *magnesium* Also abbreviation for *milligram.*

mgh. Abbreviation of milligram hours; used for recording the dosage of radium.

MgO. Magnesium oxide, magnesia.

$MgSO_4$. Magnesium sulphate.

mho (*mo'*) [anagram of *ohm*]. The unit of electrical conductivity; conductivity at the resistance of one ohm.

miasm, miasma (*mī'-azm, mī-az'-mah*) [*μιαίνειν*, to pollute *pl.*, *miasmata*] 1. A term loosely applied to the floating germs of any form of microbic life, especially those generating in marshy localities 2 A noxious effluvium or emanation.

miasmal (*mī-az'-mal*) [*miasm*]. Containing, relating to, or depending upon, miasm

miasmatic (*mī-az-mat'-ik*) [*miasm*]. Pertaining to or having the nature of miasm. **m. diseases,** diseases produced by miasmata

miasmatology (*mī-az-mat-ol'-o-je*) [*miasm*; *λόγος*, science]. The science or study of miasmata.

miasmifuge (*mī-az'-mif-ūj*) [*miasm*, *fugere*, to put to flight]. Preventing or banishing miasmatic diseases.

Mibelli's disease (*mib-el'-le*) [Vittorio *Mibelli*, Italian physician, 1860–1900]. Porakeratosis.

mica (*mī'-kah*) [L.]. 1. A crumb. 2. A mineral occurring in the form of thin, shining, transparent scales. **m. panis,** bread-crumb



MICA

micaceous (*mī-ka'-she-us*) [*mica*, crumb]. Resembling mica; composed of crumbs; friable.

Micajah's wafers. A preparation said to consist of mercury bichloride, $\frac{1}{16}$ gr., zinc sulphate, 5 gr.;

bismuth subnitrate, 15 gr.; acacia, 5 gr.; phenol, 3 gr.; water, a sufficient quantity.

mication (*mi-ka'-shun*) [*micare*, to glitter]. Quick motion; a winking; systolic contraction.

micella (*mi-sel'-ah*) [*dim.* of *mica*, a crumb, grain; *pl.*, *micellæ*]. One of the fundamental structural units of organized bodies; it is microscopically visible only with the Spierer lens, *q. v.*

Michailow's test for proteins. Add ferrous sulphate to the solution, and underlay with concentrated sulphuric acid; then add carefully very little nitric acid. Besides a brown ring, a red coloration will be produced.

micracoustic (*mi-krah-koo'-stik*) [μικρός, small; ἀκουστικός, pertaining to hearing]. 1. Assisting in hearing very faint sounds. 2. An instrument possessing this property.

micranatomy (*mi-kran-at'-o-me*) μικρός, small; *anatomy*]. Minute anatomy; histology.

micrangiopathy (*mi-kran-je-op'-ath-e*) [μικρός, small; ἀγγεῖον, a vessel; παθός, disease]. Disease of the capillaries.

micrangium (*mi-kran'-je-um*) [μικρός, small; ἀγγεῖον, a vessel]. A capillary.

micrencephalia (*mi-kren-saf-al'-e-ah*). Condition in which the brain is abnormally small.

micrencephalon (*mi-kren-sef'-al-on*) [μικρός, small; ἐγκέφαλος, brain]. 1. A small brain, as in cretinism. 2. The cerebellum.

micrencephalous (*mi-kren-sef'-al-us*). Having a small brain.

micrencephalus (*mi-kren-sef'-al-us*) [μικρός, small; ἐγκέφαλος, encephalon]. Lissauer's term for a skull in which the angle formed between lines drawn from the hormion to the nasion and to the inion respectively is between 129° and 142 5°.

micrencranus (*mi-kren-kra'-nus*) [μικρός, small; ἐν, in; κρανίον, skull]. Lissauer's term for a skull with a cerebellar sector of from 8.5° to 15°.

micro- (*mi-kro-*) [μικρός, small]. 1. A prefix signifying minute. 2. A prefix used to signify a unit one-thousandth, sometimes one-millionth, part of the unit to which it is prefixed.

micro-aerophilic (*mi-kro-a-e-ro-fil'-ik*) [*micro-*; ἀήρ, air; φιλεῖν, to love]. A term applied to microorganisms which require free oxygen for their growth, but which thrive best when the oxygen is less in amount than that in the atmosphere.

microaudiphone (*mi-kro-aw'-dif-ōn*) [μικρός, small; *audire*, to hear; φωνή, voice]. An instrument for rendering very slight sounds audible.

microbacteria (*mi-kro-bak-te'-re-ah*). Bacteria of very small size. See *table*, p. 795.

microbe (*mi-krōb*) [*micro-*; βίος, life]. A living organism of very small size. The term is generally used synonymously with bacterium.

microbemia (*mi-kro-be'-me-ah*). *Microbiohemia*, *q. v.*

microbial, microbian (*mi-kro'-be-al, mi-kro'-eb-an*) [*microbe*]. 1. Pertaining to or of the nature of a microbe. 2. A microbe.

microbic (*mi-kro'-bik*). Pertaining to, or of the nature of a microbe. **m. dissociation.** The processes of bacterial cultures *in vitro* or *in viva* that produce new forms which differ from the mother type and which may persist for a variable time in an apparently stable state, or may change into another state, or revert to the original form. See *dissociation*, *microbic*.

microbicidal (*mi-kro-bis-i'-dal*) [*microbe; cædere*, to kill]. Destructive to microbes.

microbicide (*mi-kro'-bis-id*) [*microbe; cædere*, to kill]. 1. Destructive to microbes. 2. An agent that destroys microbes.

microbicidin (*mi-kro-bis'-id-in*). See *microcidin*.

microbiohemia, microbiohæmia (*mi-kro-bi-o-hem'-e-ah*) [*microbe; αἷμα*, blood]. A diseased condition resulting from the presence of microorganisms in the blood.

microbiological (*mi-kro-bi-o-loj'-ik-al*). Pertaining to microbiology.

microbiologist (*mi-kro-bi-ol'-o-jist*) [*micro-*; βίος, life; λόγος, science]. An expert in microbiology.

microbiology (*mi-kro-bi-ol'-o-je*). The science of the nature, life, and actions of microorganisms.

microbion, microbium (*mi-kro'-be-on, mi-kro'-be-um*). Same as *microbe*.

microbiophobia (*mi-kro-bi-o-fo'-be-ah*) [*microbe; φόβος*, fear]. Morbid fear of microbes.

microbioscope (*mi-kro-bi'-o-skōp*) [*microbe; σκοπεῖν*, to view]. A microscope for the study of the changes that take place in living tissues or for the study of microorganisms.

microbiosis (*mi-kro-bi-o'-sis*). Morbid condition due to infection with pathogenic microbes.

microbism (*mi'-kro-bizm*). The presence of active pathogenic microorganisms in the system. **m., latent,** the presence in the system of inactive pathogenic organisms ready to become aggressive under favorable conditions.

microblast (*mi'-kro-blast*) [*micro-*; βλαστός, a germ]. 1. An immature blood-corpuscle. 2. A small, nucleated, red blood-corpuscle.

microblepharia, microblepharon (*mi-kro-blef-a'-re-ah, mi-kro-blef'-ar-on*) [*micro-*; *blepharon*]. Smallness of the eyelids.

microblepharism, microblephary (*mi-kro-blef'-arizm, mi-kro-blef'-ar-e*). See *microblepharia*.

microbology (*mi-kro-bol'-o-je*). Study of microbes.

microbrachia (*mi-kro-bra'-ke-ah*) [*micro-*; βραχίων, arm]. Abnormally (congenital) small arms.

microbrachius (*mi-kro-bra'-ke-us*) [*micro-*; βραχίων, arm]. Smallness of the arms.

microbrachycephalia (*mi-kro-bra-ke-sef-a'-le-ah*) [*micro-*; βραψύς, short; κεφαλή, head]. Brachycephalia combined with microcephalia

microbrenner (*mi-kro-bren'-er*) [*micro-*; Ger. *brenner*, burner] Electric cautery with a fine point

microcalorie, microcalory (*mi-kro-kal'-or-e*). A small calory, see under *calory*.

microcardia (*mi-kro-kar'-de-ah*) [*micro-*; καρδία, heart]. Congenital smallness of the heart.

microcentrum (*mi-kro-sen'-trum*) [*micro-*; *centrum*, L.]. Same as *micronucleus*; *cinetonucleus*.

microcephal (*mi-kro-sef'-al*) [*micro-*; κεφαλή, head]. A person affected with microcephaly.

microcephalia (*mi-kro-sef-a'-le-ah*) [*micro-*; κεφαλή, head]. An abnormal smallness of the head.

microcephalic (*mi-kro-sef-al'-ik*) [see *microcephalia*]. Having a small head.

microcephalism (*mi-kro-sef'-al-izm*). Synonym of *microcephaly*.

microcephalon (*mi-kro-sef'-al-on*) [see *microcephalia*]. An abnormally small head.

microcephalus (*mi-kro-sef'-al-us*) [*micro-*; κεφαλή, head]. A person with a small head.

microcephaly (*mi-kro-sef'-al-e*) [*micro-*; κεφαλή, head]. Abnormal smallness of the head.

microcheilia (*mi-kro-ki'-le-ah*) [*micro-*; χεῖλος, lip]. Abnormal congenital smallness of the lips.

microchemical (*mi-kro-kem'-ik-al*). Pertaining to microchemistry.

microchemistry (*mi-kro-kem'-is-tre*) [*micro-*; *chemistry*]. 1. The chemistry of minute organisms and substances. 2. The study of chemical reactions with the aid of the microscope.

microcidin (*mi-kros'-id-in*). Trade name of a preparation of sodium and naphthol, used as an antiseptic wash when well diluted.

microclysm (*mi-kro-klism*) [*micro-*; κλύσμα, clyster]. A small clyster; a clyster effective in small amounts.

micrococcus (*mi-kro-kok'-us*) [*micro-*; κόκκος, kernel]. A genus of spherical bacteria. See table on page 799.

microconidium (*mi-kro-kon-id'-e-um*) [*micro-*; κόνις, dust: *pl.*, *microconidia*]. In biology, a relatively small-sized conidium.

microcoria (*mi-kro-ko'-re-ah*) [*micro-*; κόρη, pupil]. Same as *miosis*.

microcornea (*mi-kro-kor'-ne-ah*) [*micro-*; *cornea*]. Abnormal smallness of the cornea.

microcosm (*mi'-kro-kosm*) [*micro-*; κόσμος, world]. Man in contradistinction to the universe, or the macrocosm.

microcosmic (*mi-kro-koz'-mik*) [*microcosm*]. Pertaining to the microcosm. **m. salt**, sodium ammonium phosphate; so-called because formerly derived from the urine of man, "the microcosm."

microcoulomb (*mi-kro-koo'-lōm*) [*micro-*; *coulomb*]. The one-millionth part of a coulomb, *q. v.*

microcoustic (*mi-kro-koo'-stik* or *mik-ro-kows'-tik*). Synonym of *micracoustic*.

microcrith (*mi'-kro-krith*) [*micro-*; κριθή, barley] A unit of weight, equivalent to the weight of an atom of hydrogen.

microcrystalline (*mi-kro-kris'-tal-in*) [*micro-*; *crystalline*] Composed of crystals of microscopic size.

microcurie (*mi-kro-kū'-re*). Unit of measurement of radium emanations, one millionth part of a curie or one-thousandth part of a millicurie.

microcyst (*mi'-kro-sist*) [*micro-*; κύστις, a cyst]. A cyst of very small size.

microcytase (*mi-kro-si'-tase*). An enzyme in leukocytes capable of digesting microorganisms.

microcyte (*mi'-kro-sīt*) [*micro-*; κύτος, a cell]. A small red blood-corpuscle

microcythemia, microcythæmia (*mi-kro-si-the'-me-ah*) [*microcyte*; αἷμα, blood]. A condition of the blood characterized by abnormally small erythrocytes.

microcytosis (*mi-kro-si-to'-sis*). Same as *microcythemia*.

microdactylia (*mi-kro-dak-til'-e-ah*) [*micro-*; δάκτυλος, finger]. Abnormal smallness of the fingers.

microdont (*mi'-kro-dont*) [*micro-*; ὀδούς, tooth]. Having small teeth.

microdontism (*mi-kro-don'-tizm*) [*micro-*; ὀδούς, tooth]. Abnormal smallness of the teeth.

microelectrometer (*mi-kro-e-lek-trom'-e-ter*) [*micro-*; *electrometer*]. An apparatus for estimating minute amounts and intensities of electricity.

microfarad (*mi-kro-far'-ad*). The one-millionth part of a farad, *q. v.*

microgalvanic (*mi-kro-gal-van'-ik*). Relating to very small galvanic currents.

microgamete (*mi-kro-gam'-ēt*) [*micro-*; γάμος, marriage]. A male sexual cell among sporozoa.

microgametocyte (*mi-kro-gam-et'-o-sīt*). The cell which produces the microgametes in Protozoa.

microgamy (*mi-krog'-am-e*) [*micro-*; γάμος, marriage]. Conjugation of young protozoan cells.

microgastria (*mi-kro-gas'-tre-ah*) [*micro-*; γαστήρ, stomach]. Smallness of the stomach.

microgenesis (*mi-kro-jen'-es-is*) [*micro-*; γένεσις, origin]. Abnormally small development of apart.

microgenia (*mi-kro-je'-ne-ah*) [*micro-*; γένειον, chin]. Abnormal smallness of the chin.

microglia (*mi-kro'-gle-ah*) [*micro-*; *glia*]. A third element said to be in nerve tissue, and to be more abundant in gray matter than in white.

microglossia (*mi-kro-glos'-e-ah*) [*micro-*; γλῶσσα, tongue]. Abnormal smallness of the tongue.

micrognathia (*mi-krog-na'-the-ah*) [*micro-*; γνάθος, jaw]. Abnormal smallness of the jaws, especially of the lower jaw.

microgonidium (*mi-kro-go-nid'-e-um*) [*micro-*; γονή, generation, seed: *pl.*, *microgonidia*]. In biology, a relatively small-sized gonidium.

microgonite (*mi-kro-gon-īt*) [*micro-*; γονή, seed]. Small gonites, *q. v.*

microgram (*mi'-kro-gram*) [*micro-*; *gram*]. A millionth part of a gram.

micrograph (*mi'-kro-graf*) [*micro-*; γράφειν, to delineate]. 1. A device for enabling one to draw sketches on a very small scale. 2. An instrument that magnifies the vibrations of a diaphragm and records them on a moving photographic film.

micrography (*mi-krog'-ra-fe*) [*micro-*; γράφειν, to write]. 1. A description of bodies studied under the microscope 2. Very minute writing.

microgyria (*mi-kro-ji'-re-ah*) [*micro-*; γῦρος, gyrus]. Smallness of the convolutions of the brain.

microhepatia (*mi-kro-he-pat'-e-ah*) [*micro-*; ἧπαρ, liver]. Smallness of the liver.

microhistology (*mi-kro-his-tol'-o-je*). Synonym of *microstology*.

microhm (*mi'-krōm*) [*micro-*; *ohm*]. The millionth part of an ohm.

microkinesis (*mi-kro-kin-e'-sis*) [*micro-*; κίνησις, motion]. Involuntary muscular movements, especially in infants.

microlentia (*mi-kro-len'-te-ah*) [*micro-*; *lens*]. Having an abnormally small crystalline lens.

microleukoblast (*mi-kro-lū'-ko-blast*) [*micro-*; *leukoblast*]. A small leukoblast.

microliter (*mi'-kro-le-ter*) [*micro-*; *liter*]. The millionth part of a liter.

microlith (*mi'-kro-lith*) [*micro-*; λίθος, stone]. A microscopic calculus.

microlithiasis (*mi-kro-lith-i'-as-is*) [*micro-*, λίθος, stone]. The formation of very minute calculi.

micrology (*mi-krol'-o-je*) [*micro-*; λόγος, a treatise]. A treatise on minute objects, especially microscopic objects.

micromania (*mi-kro-ma'-ne-ah*) [*micro-*; *mania*]. A form of insanity the patient believes himself diminutive in size and mentally inferior.

micromazia (*mi-kro-ma'-ze-ah*). An abnormal smallness of the breasts.

micromegaly (*mi-kro-meg'-al-e*) [*micro-*; μέγας, large]. Progeria.

micromelia (*mi-kro-me'-le-ah*) [*micro-*; μέλος, limb]. Abnormal smallness of the limbs.

micromelus (*mi-krom'-el-us*) [*micro-*; μέλος, a limb]. A single autositic monster of the species ectromelus, characterized by the presence of abnormally small limbs.

micromerology (*mi-kro-me-rol'-o-je*) [*micro-*; μέρος, part; λόγος, science]. The science of anatomical segments.

micrometer (*mi-krom'-et-er*) [*micro-*; μέτρον, a measure]. An instrument designed for measuring minute objects seen through the microscope, **m., eyepiece, m., ocular**, a micrometer to be used with the eyepiece of a microscope. **m.-screw**, a fine screw with a scale attached showing the distance passed at each fraction of a revolution. **m., stage-**, a micrometer attached to the stage of a microscope.

micrometer (*mi-kro-me'-ter*). The millionth part of a meter; a micron, generally represented by the Greek letter μ.

micrometry (*mi-krom'-et-re*) [*micrometer*]. The measurement of objects by a micrometer.

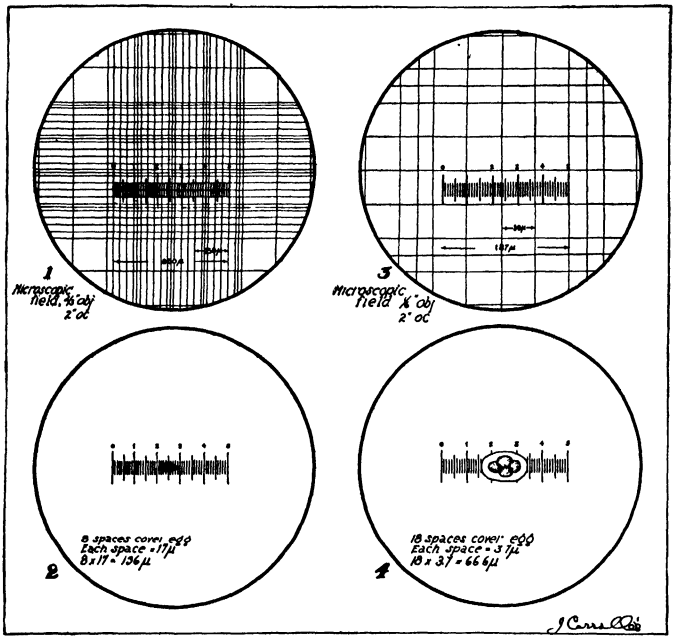

1. Fifty Lines of Ocular Micrometer Covering 17 Small Square Spaces (50μ each) of Hemacytometer. Each Ocular Micrometer Space = 17μ. 2. Schistosome Egg Fills 8 Spaces of Ocular Micrometer. Egg is 136μ Long. 3. Fifty Lines of Ocular Micrometer Covering 3.75 Small Square Spaces. Each Space = 3.7μ. 4. Hookworm Egg Fills 18 Ocular Micrometer Spaces. Egg is 66.6μ Long. (*Stitt*)

micromicron (*mī-kro-mī'-kron*). The millionth part of a micron, generally represented by the Greek letters μμ.

micromil (*mī'-kro-mil*). An abbreviation of *micromillimeter*.

micromillimeter (*mi-kro-mil'-im-e-ter*) [*micro-; millimeter*]. 1. The one-millionth part of a millimeter. 2. More commonly used to denote the one-thousandth part of a millimeter or the one-millionth part of a meter. It is the unit of microscopic measurements, and is the equivalent of $\frac{1}{25000}$ of an inch. Symbol μ. Syn., *micron*.

micromatous (*mi-krom'-at-us*) [*micro-; ὄμμα*, eye]. Having an unusually, or abnormally small eye.

micromotoscope (*mi-kro-mo'-to-skōp*) [*micro-; movere*, to move; σκοπεῖν, to view]. An apparatus for photographing and exhibiting motile the micro-organisms.

micromyelia (*mī-kro-mi-e'-le-ah*) [*micro-; μυελός*, marrow]. Abnormal smallness of the myel, *q. v.*

micromyelolymphocyte (*mi-kro-mi-el-o-lim'-fo-sīt*) [*micro-; μυελος*, narrow; *lymphocyte*]. A myeloblast.

micron (*mī'-kron*). One-thousandth part of a millimeter, or the one-millionth part of a meter. Generally represented by the Greek letter μ. See *micromillimeter*.

microne (*mī'-krōn*). A colloid particle capable of being observed under the microscope.

micronemous (*mi-kron'-em-us*) [*micro-; νῆμα*, a thread]. Furnished with short filaments.

micronucleus (*mi-kro-nū'-kle-us*) [*micro-; nucleus*]. A small or minute nucleus. In biology, the paranucleus, or the nucleolus.

micro-organism (*mī-kro-or'-gan-izm*) [*micro-; organism*]. A microscopic being of the animal or vegetable kingdom, especially the bacteria. See Table of Microorganisms p 799

microparasite (*mi-kro-par'-as-īt*) [*micro-; παράσιτος*, a parasite]. A parasitic microorganism.

micropathological (*mī-kro-path-o-loj'-ik-al*) [*micro-; πάθος*, disease; λόγος, science]. Pertaining to micropathology.

micropathology (*mi-kro-path-ol'-o-je*) [*micro-; pathology*]. 1. The study of minute pathological changes. 2. The study of microorganisms in their relation to disease.

micropenis (*mi-kro-pe'-nis*). Abnormal smallness of the penis.

microphage (*mī'-kro-fāj*) [*micro-; φαγεῖν*, to devour]. A small phagocyte.

microphagus (*mi-krof'-ag-us*). See microphage.

microphallus (*mi-kro-fal-us*) [*micro-; φάλλος*, penis]. Abnormal smallness of the penis.

microphobia (*mī-kro-fo'-be-ah*). See *microbiophobia*.

microphone (*mī'-kro-fōn*) [*micro-; φωνή*, sound]. An instrument that amplifies feeble sounds and renders them audible.

microphonograph (*mi-kro-fo'-no-graf*) [*micro-; sound; γραφειν*, to write] A combination of the microphone and the phonograph.

microphonoscope (*mi-kro-fo'-no-skōp*) [*micro-; φωνή*, sound; σκοπεῖν, to view]. A binaural stethoscope with a membrane in the chest-piece to accentuate the sound.

TABLES OF MICRO-ORGANISMS

Arranged by

D. H. Bergey, M.D.

Professor of Hygiene and Bacteriology in the University of Pennsylvania

Note.—The name of the genus comes first and then the name of the species which alone is in alphabetical order. See page 1496 for table of pathogenic bacteria, page 1501 for pathogenic metazoa, and page 1504 for pathogenic protozoa.

FAMILY BACTERIACEAE

Original Name	*Where Found*	*Character*	*New Classification*
Bacillus der abdominal Typhus Eberth, 1880	Typhoid fever	Pathogenic	Eberthella typhi
Bacterium abortus Bang, 1897	Abortion in cattle	Pathogenic	Alcaligines abortus
Bacterium abortus-equi Meyer and Boerner, 1913	Abortion in mares	Pathogenic	Salmonella abortus-equi
Bacillus accidentalis tetani Belfanti and Pescarola, 1888	Pus in case of tetanus	Pathogenic	Not identified
Bacillus acetogenes Distaso	Distillery yeast	Zymogenic	Lactobacillus bulgaricus
Bacillus acetogenes exilis Tissier	Spoiled beer	Zymogenic	Lactobacillus bulgaricus
Flavobacterium acetylicum Levine and Soppeland	Creamery waste	Zymogenic	Flavobacterium acetylicum
Bacillus acidi lactici Hueppe, 1884	Milk	Zymogenic	Escherichia acidi-lactici
Bacillus acidi lactici Grotenfelt	Milk, water	Zymogenic	Escherichia acidi-lactici
Bacillus acidi laevolactici Schardinger, 1890	Water	Saprophytic	Lactobacillus species
Bacillus acidificans longissimus Lafar, 1896	Distillery mash	Zymogenic	Lactobacillus sp.
Bacillus acidiformans Sternberg	Liver, yellow fever cadaver	Pathogenic	Probably Klebsiella pneumoniae
Bacillus acidophilus Moro, 1900	Feces	Zymogenic	Lactobacillus acidophilus
Bacillus acidophil-aerogenes Torrey and Rahe, 1915	Intestinal tract	Zymogenic	Lactobacillus acidophil-aerogenes
Bacterium acidulum Kellerman, 1912	Soil	Zymogenic	Cellulomonas acidula
Bacterium acidum Conn, 1894	Milk	Saprophytic	Achromobacter acidum
Bacillus acne contagiosae Dieckerhoff and Grawitz, 1890	Acne contagiosa of horses	Pathogenic, yellow	Flavobacterium sp.
Diplobacillus acuminatus Distaso, 1917	Intestinal tract	Saprophytic (anaerobic)	Bacteroides acuminatus
Bacillus adhesioformans	Peritoneum	Pathogenic	Not identified
Bacillus aeris minutissimus Bey	Air	Saprophytic, canary yellow	Flavobacterium sp.
Helicobacterium aerogenes Miller	Feces	Saprophytic	Achromobacter sp
Bacillus aerogenes meningitidis Cantini, 1893	Meningitis	Pathogenic	Escherichia coli
Bacillus aertrycke De Nobele, 1889	In paratyphoid fever	Pathogenic	Salmonella aertrycke
Aplanobacter agropyri O'Gara	Disease of wheat grass	Phytopathogenic	Phytomonas agropyri
Bacillus albicans pateriformis Unna and Tommasoli, 1890	Skin in seborrhea	Saprophytic	Not identified
Bacillus albidus McBeth, 1916	Soil	Zymogenic	Cellulomonas albida
Bacillus albus Copeland, 1899	Water	Saprophytic	Acbromobacter album

TABLES OF MICRO-ORGANISMS —(*Continued*)

Original Name	*Where Found*	*Character*	*New Classification*
Bacillus albus Eisenberg 1891	Water	Saprophytic	Not identified
Bacillus albus cadaverus Strassmann and Strecker 1888	Cadaver	Pathogenic yellow	Flavobacterium sp
Bacillus albus putidus Maschek	Water	Saprophytic	Not identified
Bacterium alcalescens Ford 1901	Intestinal tract	Saprophytic	Escherichia alcalescens
Bacillus alkalescens Andrews 1918	Intestinal tract	Saprophytic	Eberthella alkalescens
Bacillus of allantiasis Muller	Poisonous sausage	Pathogenic	Not identified
Bacillus allii Griffith 1892	Decaying onions	Saprophytic green	Pseudomonas sp
Bacillus almus McBeth 1916	Soil	Zymogenic	Cellulomonas alma
Bacillus of alopecia areata Kas auli and Sabourand	Hair and scalp	Saprophytic brick red	Serratia sp
Bacterium amaranthi Erw. Smith 1896	Disease of amaranths	Phytopathogenic	Phytomonas amaranthi
Bacillus ambiguus Andrews 1918	Intestinal tract	Saprophytic	Eberthella ambigua
Bacillus ambiguus Wright 1894	Water	Saprophytic	Achromobacter sp
Bacillus amethystinus Eisenberg 1891	Water	Saprophytic	Chromobacterium amethystinum
Bacillus amethystinus mobilis Germano	Air	Saprophytic blue violet	Chromobacterium sp
Bacillus amobilis Dyar 1895	Air	Saprophytic yellow	Flavobacterium sp
Bacillus amyloruber Hefferan 1902	Water	Saprophytic deep red	Serratia amyloruber
Pectinobacter amylophilum Makrinov	Soil	Decompose pectin	Cellulomonas amylophila
Micrococcus amylovorus Burrill 1882	Blight of pear and apple trees	Phytopathogenic	Erwinia amylovora
Bacterium anatis Rettger and Scoville 1919	Disease of young ducks	Pathogenic	Salmonella anatum
Bacillus angulosus Distaso 1912	Intestinal tract	Saprophytic (anaerobic)	Bacteroides angulosus
Bacillus annulatus Wright 1894	Water	Saprophytic	Flavobacterium annulatum
Bacillus antenniformis Ravenel 1896	Soil	Saprophytic	Flavobacterium antenniformis
Pseudomonas apii Jagger 1921	Leaf spot of celery	Phytopathogenic	Phytomonas apii
Bacterium aptatum Brown and Jamison 1913	Disease of sugar beet	Phytopathogenic	Phytomonas aptata
Bacillus aphthosus Siegel 1894	Viscera in foot and mouth disease	Pathogenic	Not identified
Bacillus aquaticus liquefaciens Podrowsky	Water	Saprophytic	Not identified
Bacillus aquatilis Frankland 1889	Water	Saprophytic	Flavobacterium aquatilis
Bacillus aquatilis Lustig	Water	Saprophytic	Not identified
Bacillus aquatilis communis Zimmermann	Water	Saprophytic	Not identified
Bacillus aquatilis fluorescens Lustig	Water	Saprophytic	Pseudomonas sp
Bacillus aquatilis graveolens Tartaroff, 1891	Water	Saprophytic yellowish	Flavobacterium sp
Bacillus aquatilis radiatus Zimmermann	Water	Saprophytic	Not identified

TABLES OF MICRO-ORGANISMS.—(*Continued*)

Original Name	*Where Found*	*Character*	*New Classification*
Bacillus aquatilis solidus Lustig	Water	Saprophytic	Not identified
Bacillus aquatilis sulcatus I Weichselbaum	Water	Saprophytic	Escherichia sp.
Bacillus aquatilis sulcatus II Weichselbaum	Water	Saprophytic	Achromobacter sp.
Bacillus aquatilis sulcatus III Weichselbaum	Water	Saprophytic	Flavobacterium sp.
Bacillus aquatilis sulcatus IV Weichselbaum	Water	Saprophytic	Escherichia sp.
Bacillus arborescens Frankland, 1889	Water	Saprophytic, orange	Flavobacterium arborescens
Bacillus arborescens nonliquefaciens Ravenel, 1896	Soil	Saprophytic	Achromobacter sp.
Salmonella archibaldi Castellani and Chalmers, 1919	Intestinal tract	Zymogenic	Salmonella archibaldi
Bacillus argenteo-phosphorescens Katz, 1891	Sea water and decaying fish	Saprophytic, photogenic	Photobacterium argenteo-phosphorescens
Bacillus argenteo-phosphorescens liquefaciens Katz, 1891	Sea water	Photogenic	Photobacterium liquefaciens
Pseudomonas arguata McBeth, 1916	Soil	Zymogenic	Cellulomonas arguata
Bacillus aroideus Townsend	Soft rot of calla	Phytopathogenic	Erwinia aroidea
Bacillus aromaticus Grimm, 1902	Milk	Zymogenic	Achromobacter butyri
Bacillus aromaticus Pammel, 1906	Cabbage leaves	Saprophytic	Flavobacterium aromaticum
Bacillus aromaticus lactis Grimm, 1902	Milk	Saprophytic, yellowish	Flavobacterium lactis
Bacillus aromaticus butyri Sewerin, 1903	Sour cream	Zymogenic, light yellow	Flavobacterium butyri
Proteus asiaticus Castellani and Chalmers, 1925	Intestinal tract	Zymogenic	Proteus asiaticus
Bacterium astheniae Dawson, 1898	Intestinal tract of chickens	Pathogenic	Escherichia astheniae
Bacterium atrofaciens McCullough, 1920	Glume-rot of wheat	Phytopathogenic	Phytomonas atrofaciens
Bacillus atrosepticus van Hall, 1902	Stem rot of potato	Phytopathogenic	Erwinia atroseptica
Bacillus aurantiacus Frankland, 1889	Water	Saprophytic	Flavobacterium aurantiacum
Bacterium aurantiacum Trelease	Water	Saprophytic, orange	Flavobacterium sp.
Bacillus aurantinus Hammer, 1915	Milk	Saprophytic, yellow	Flavobacterium aurantinum
Bacillus aureo-flavus Adametz	Water	Saprophytic, yellow	Flavobacterium sp.
Bacillus aurescens Ravenel, 1896	Soil	Saprophytic	Flavobacterium aurescens
Bacillus aureus Adametz	Water	Saprophytic, yellow	Flavobacterium sp.
Bacillus aurogenes Kellerman, 1912	Soil	Zymogenic	Cellulomonas aurogenes
Bacterium avicidum Kitt, 1883	Fowl cholera	Pathogenic	Pasteurella avicida
Bacillus of Babes and Oprescu	Septicemia	Pathogenic, yellow	Flavobacterium sp.
Bacillus of Bang	Contagious abortion in cattle	Pathogenic	See Bacillus abortus

TABLES OF MICRO-ORGANISMS.—(*Continued*)

Original Name	*Where Found*	*Character*	*New Classification*
Bacillus beijerinckii Henneberg, 1904	Sour potato mash	Zymogenic	Lactobacillus beijerinckii
Urobacillus beijerinckii Söhngen	Soil	Reduce urea	Achromobacter sp.
Urobacterium beijerinckii Christensen	Soil	Reduce urea	Achromobacter sp.
Bacillus of Belfanti and Pescarola	Tetanus wound	Pathogenic	Probably Aerobacter aerogenes
Bacillus belfastiensis Wilson, 1908	Intestinal tract in typhoid-like fever	Pathogenic	Eberthella belfastiensis
Eberthella bentolensis Castellani and Chalmers, 1920	Intestinal tract	Zymogenic	Eberthella bentolensis
Bacillus beribericus Lacerda	Beri beri	Nonpathogenic	Not identified
Bacillus berolinensis indicus Claessen, 1890	Water	Saprophytic, indigo-blue	Pseudomonas sp.
Bacillus betae Arthur and Golden	Bacteriosis of sugar beets	Phytopathogenic	Not identified
Bacterium betacolum Smith, Brown and Townsend, 1911	Tuberculosis of beets	Phytopathogenic	Phytomonas betacola
Bacillus biazoteus Kellerman, 1912	Soil	Zymogenic	Cellulomonas biazotea
Bacillus bibulus McBeth, 1912	Soil	Zymogenic	Cellulomonas bibula
Bacterium bienstockii Schroeter, 1886	Intestinal tract	Saprophytic	Eberthella bienstockii
Bacillus bifidus Tissier, 1900	Intestinal tract	Nonpathogenic	Bacteroides bifidus
Bacillus bipolaris septicus Fluegge	Hemorrhagic septicemia	Pathogenic	Pasteurella avicida
Bacillus, blue-green fluorescent, Adametz	Water	Saprophytic, blue-green	Pseudomonas sp.
Bacillus boocopricus Emmerling	Manure	Nonpathogenic	Not identified
Bacillus A of Booker Sternberg, 1892	Intestinal tract	Saprophytic	Alcaligines bookeri
Bacterium bovisepticum	Hemorrhagic septicemia of cattle	Pathogenic	Pasteurella boviseptica
Bacillus of Bovet	Intestinal canal	Pathogenic	Not identified
Bacillus bovisepticus Kitt	"Büffleseuche"	Pathogenic	Pasteurella boviseptica
Bacillus brassicae acidae Lehn and Conrad	Sauerkraut	Zymogenic	Lactobacillus sp
Bacillus brassicae fermentatae Henneberg, 1904	Sauerkraut	Zymogenic	Lactobacillus fermentatae
Bacillus brevis Mori	Sewage	Pathogenic	Not identified
Bacillus breslaviensis van Ermengem, 1896	Poisonous meat	Pathogenic	Not identified
Bacillus bronchianis	Canine distemper	Pathogenic	Alcaligines bronchisepticus
Bacillus bronchitidis putridae Lumnitzer, 1888	Putrid bronchitis	Pathogenic	Not identified
Bacillus bronchisepticus Ferry, 1912	Canine distemper	Pathogenic	Alcaligines bronchisepticus
Bacillus brunneo-flavus Dyar, 1895	Air	Saprophytic	Flavobacterium sp.
Bacterium brunneum Schroeter	Putrid infusion of maize	Saprophytic, brown	Flavobacterium sp.
Bacillus brunneus Adametz and Wichmann, 1891	Water	Saprophytic	Flavobacterium sp.

TABLES OF MICRO-ORGANISMS.—(*Continued*)

Original Name	*Where Found*	*Character*	*New Classification*
Bacillus brunneus Copeland, 1909	Water	Saprophytic, grayish-yellow	Flavobacterium brunneum
Bacillus brunneus rigensis Bazarewski, 1905	Soil	Saprophytic, yellowish-brown	Flavobacterium rigensis
Bacillus buccalis Vignal, 1886	Saliva	Nonpathogenic	Flavobacterium buccalis
Bacillus buccalis fortuitus Vignal, 1886	Saliva	Saprophytic	Not identified
Bacillus buccalis minutus Vignal, 1886	Saliva	Saprophytic, yellowish	Flavobacterium sp
Bacillus buchneri Henneberg, 1904	Sour mesh	Zymogenic	Lactobacillus buchneri
Bacillus of buffalo plague Ratz	Buffalo	Pathogenic	Not identified
Bacillus bulgaricus Grigoroff, 1905	Milk	Zymogenic	Lactobacillus bulgaricus
Bacillus bullosus Distaso, 1912	Intestinal tract	Soprophytic (anaerobic)	Bacteroides bullosus
Bacterium butyri colloideum Lafar, 1891	Butter	Saprophytic	Achromobacter sp.
Bacillus butyri fluorescens Lafar, 1891	Milk, butter	Nonpathogenic	Pseudomonas fluorescens
Bacillus cadaveris Sternberg, 1897	Yellow fever cadaver	Pathogenic	Bacteroides sp.
Bacillus campestris Pammel, 1895	Black rot of cruciferae	Phytopathogenic	Phytomonas campestris
Bacillus canalis capsulatus Mori	Sewage	Pathogenic	Aerobacter aerogenes
Bacillus canalis parvus Mori	Sewage	Saprophytic, yellow	Flavobacterium sp.
Bacillus of canary bird septicemia Rick, 1896	Canaries	Pathogenic	Probably Pasteurella avicida
Bacillus candicans Frankland, 1889	Soil	Saprophytic	Achromobacter candicans
Bacillus of Canestrini	Diseased bees	Pathogenic	Not identified
Bacterium cannae Bryan, 1921	Bud rot of cannas	Phytopathogenic	Phytomonas cannae
Bacillus canalis capsulatus Mori, 1888	Sewage	Pathogenic	Not identified
Bacillus canalis parvus Mori, 1888	Sewage	Pathogenic	Not identified
Bacterium capsulatus chinensis Hamilton, 1898	India ink	Saprophytic	Aerobacter chinense
Bacillus capsulatus Mori	Sewage	Pathogenic	Klebsiella sp.
Bacillus capsulatus Theobald Smith	Intestines of swine	Saprophytic	Klebsiella sp.
Bacillus capsulatus mucosus Fasching, 1891	Nose	Pathogenic	Klebsiella pneumoniae
Capsule bacillus of Loeb	Keratomalacia infantum	Pathogenic	Klebsiella pfeifferi
Bacillus carabiformis Koczynsky	Stomach of dog	Saprophytic	Not identified
Bacterium carlsbergense Hasen	Air	Saprophytic	Achromobacter sp.
Bacillus carneus Tils	Water	Saprophytic, flesh-color	Serratia sp.
Bacillus carnicolor Tils	Water	Phytopathogenic	Serratia sp.
Bacillus carolinus Castellani	Intestinal tract	Pathogenic	Escherichia carolinus
Bacillus carotovorus Jones, 1901	Soft rot of carrots	Phytopathogenic	Erwinia carotovora
Bacillus casei ♦ Freudenreich and Thoni, 1905	Cheese	Zymogenic	Lactobacillus helveticum

TABLES OF MICRO-ORGANISMS —(*Continued*)

Original Name	*Where Found*	*Character*	*New Classification*
Bacterium casei filans Gorini	Cheese	Zymogenic	Lactobacillus bulgaricus
Bacillus cascius Kellerman, 1912	Soil	Zymogenic	Cellulomonas caseia
Bacillus of Casal and Vaillard	Cheesy nodules in peritoneum	Pathogenic	Probably Escherichia coli
Bacillus caudatus Wright, 1894	Water	Saprophytic, yellow	Flavobacterium caudatum
Bacillus caucasicus Kern, 1881	Kephir granules	Zymogenic	Lactobacillus caucasicus
Bacillus caulivorus Galloway	Potatos and pelargoniums	Phytopathogenic	Not identified
Bacillus caviae fortuitus Sternberg	G pigs after inoculation with liver	Saprophytic	Not identified
Bacillus cavicidus Brieger 1884	Human feces	Pathogenic	Pasteurella sp
Bacillus cavicidus havanaensis Sternberg	Intestines, yellow fever cadaver	Pathogenic	Pasteurella sp
Bacterium cellaresolvens Van Iterson	Soil	Cellulose dissolving	Cellulomonas cellaresolvens
Bacillus cellaseus Kellerman, 1912	Soil	Zymogenic	Cellulomonas cellasea
Bacillus cellulosae desagregans Distaso	Soil	Decompose cellulose	Cellulomonas desagregans
Bacillus centrifugans Wright 1894	Water	Saprophytic	Pseudomonas centrifugans
Bacillus centropunctatus H. Jensen 1898	Cow manure	Saprophytic	Acbromobactercentropunctatum
Thermobacillus cereale Orla-Jensen 1919	Fermenting cereals	Zymogenic	Lactobacillus delbrucki
Pseudomonas cereviseae Fuhrnam, 1906	Beer	Saprophytic yellowish	Flavobacterium cereviseae
Bacillus ceylonensis Castellani	Intestinal tract	Zymogenic	Achromobacter ceylonensis
Bacillus of chancroid Ducrey 1890	Soft chancre	Pathogenic	Hemophilus ducreyii
Bacillus chlorinum Engelmann	Water	Saprophytic green	Pseudomonas sp
Bacillus chlorinus Frankland	Air	Saprophytic, green	Pseudomonas chlorinus
Bacillus cholerae columbarum Leclainche 1894	Wilo pigeons	Pathogenic	Pasteurella columbara
Bacillus of cholera in ducks Cornil and Toupet	Brood of chicks	Pathogenic	Probably Pasteurella avicida
Micrococcus cholerae-gallinarum Zopf 1885	Fowl cholera	Pathogenic	Pasteurella avicida
Bacillus cholerae-suum Migula, 1895	Hog cholera	Pathogenic	Salmonella suipestifer
Bacillus of cholera in ducks Cornil and Toupet	Blood of ducks	Pathogenic	Not identified
Bacillus chologenes Stern 1893	Angiocholitis with meningitis	Pathogenic	Escherichia coli
Bacillus chromo-aromaticus Galtier, 1890	Diseased pig	Pathogenic, yellowish green	Pseudomonas sp
Bacterium chrysogloea Lafar	Water	Saprophytic, yellow	Flavobacterium sp
Bacterium chylogenum Ford 1901	Intestinal tract	Saprophytic	Eberthella chylogena
Bacillus of chyluria Wilson	Chylous urine	Saprophytic	Not identified
Bacillus cinctus Ravenel, 1896	Soil	Saprophytic, yellow	Flavobacterium sp

TABLES OF MICRO-ORGANISMS —(*Continued*)

Original Name	*Where Found*	*Character*	*New Classification*
Bacterium cyprinicida Plehn, 1903	Disease of carp	Pathogenic	Klebsiella cyprinicida
Pseudomonas citri Hasse, 1915	Canker on citrus trees	Phytopathogenic	Phytomonas citri
Bacterium citrarifaciens Lee, 1917	Blast of citrus trees	Phytopathogenic	Phytomonas citrarifaciens
Ascobacilluscitreus Unnaand Tommasoli, 1890	Eczema	Saprophytic, yellow	Flavobacterium sp
Bacillus citreus cadaveris Strassmann and Strecker 1888	Human cadaver	Saprophytic, yellow	Flavobacterium sp
Bacillus ' citron-yellow Maschek	Water	Saprophytic, citron-yellow	Flavobacterium sp
Bacillus cloacae Jordan, 1890	Sewage	Nonpathogenic	Aerobacter cloacae
Bacillus coadnatus Wright, 1894	Water	Saprophytic	Achromobacter sp
Bacillus coagulans Castellani	Intestinal tract	Pathogenic	Escherichia coagulans
Bacterium coccoideum Conn, 1894	Milk	Saprophytic	Achromobacter coccoideum
Bacillus coeruleus A J Smith, 1887	Water	Saprophytic	Chromobacterium smithii
Bacillus coeruleus Voges, 1893	Water	Saprophytic	Chromobacterium coeruleum
Bacillus coherens Wright, 1894	Water	Saprophytic	Achromobacter sp
Bacillus coli aerogens Lembke	Dog feces	Pathogenic	Aerobacter aerogenes
Bacillus coli anindolicum Lembke	Dog feces	Zymogenic	Not identified
Bacillus coli commune Escherich, 1886	Intestinal tract	Pathogenic	Escherichia coli
Bacillus coli communior Durham, 1900	Intestines	Commensal species	Escherichia communior
Bacillus coli concentricus Fitzpatrick	Intestines	Pathogenic	Not identified
Bacillus coli icteroides Fitzpatrick	Intestines	Pathogenic	Not identified
Bacillus coli immobilis Germano and Maurea	Feces	Zymogenic	Not identified
Bacillus coli mobilis Messea	Feces	Zymogenic	Not identified
Bacillus coli similis Sternberg	Intestines	Saprophytic	Escherichia coli
Bacillus coloides Castellani	Intestinal tract	Zymogenic	Escherichia coloides
Bacillus colitropicalis Castellani	Intestinal tract	Zymogenic	Escherichia colitropicalis
Bacillus colorabilis Naunyn, 1891	Yellow fever cadaver	Pathogenic	Aerobacter aerogenes
Bacterium columbense Castellani, 1914	Typhoid-like fever	Pathogenic	Salmonella columbensis
Bacillus concitatus McBeth, 1916	Soil	Zymogenic	Cellulomonas concitata
Diplobacille de la conjunctivae subaigue Morax, 1896	Conjunctivitis	Pathogenic	Hemophilus lacunatus
Bacillus of conjunctival catarrh Koch, 1883	Pink eye	Pathogenic	Hemophilus conjunctivitidis
Bacillus conjunctivitidis Morax, 1896	Conjunctivitis	Pathogenic	Hemophilis lacunatus
Bacillus No 41 Conn, 1894	Butter	Zymogenic	Achromobacter aromafaciens
Bacillus constrictus Zimmermann, 1890	Water	Saprophytic, yellow	Flavobacterium sp
Bacterium conni Chester, 1901	Milk	Saprophytic	Achromobacter conni
Bacillus convolutus Wright, 1894	Water	Saprophytic	Pseudomonas sp

TABLES OF MICRO-ORGANISMS.—(*Continued*)

Original Name	*Where Found*	*Character*	*New Classification*
Bacillus coprogenes parvus Bienstock, 1886	Human feces	Pathogenic	Not identified
Microbe de coqueluche Bordet and Gengou, 1906	Whooping cough	Pathogenic	Hemophilus pertussis
Bacillus corallinus Slater	Dust	Saprophytic, coral-red	Serratia sp
Bacillus of corn stalk disease Billings	Bronchopneumonia of cattle	Pathogenic	Achromobacter zeae
Bacillus coronafaciens Elliott, 1926	Blade-blight of oats	Phytopathogenic	Phytomonas coronafaciens
Bacillus corticalis Haenlein, 1894	Pine bark liquor	Zymogenic, yellow	Not identified
Bacillus cornutus Distaso, 1912	Intestinal tract	Saprophytic (anaerobic)	Bacteriodes cornutus
Bacterium costigatum McBeth, 1916	Soil	Zymogenic	Cellulomonas costigata
Bacillus crassus aromaticus Tataroff	Water	Zymogenic	Not identified
Bacillus cucumeris fermentati Henneberg 1904	Fermenting pickles	Zymogenic	Lactobacillus cucumeris
Bacillus cuniculi pneumonicus Beck, 1893	Lung plague of rabbits	Pathogenic	Pasteurella cuniculicida
Bacillus cuniculicida havanaensis Sternberg	Cadavers, yellow fever	Pathogenic	Escherichia sp
Bacillus cuniculicidus Koch and Gaffky, 1878	Water (Snuffles in rabbits)	Pathogenic	Pasteurella cuniculicida
Bacillus cuniculicidus immobilis Smith	Rabbit plague	Pathogenic	Pasteurella cuniculicida
Bacillus cuniculicidus thermophilus Lucet 1889	Rabbit and guinea pig plague	Pathogenic	Pasteurella cuniculicida
Bacillus cuticularis Tils, 1890	Water	Saprophytic, yellow	Flavobacterium sp
Bacillus cuticularis albus Tataroff, 1891	Water	Saprophytic	Achromobacter sp
Bacillus cyaneo-fluorescens Zangmeister, 1895	Blue milk	Saprophytic	Pseudomonas cyaneofluorescens
Bacillus cyaneo-fuscus Beyerinck	Blue cheese	Saprophytic, blue	Pseudomonas sp
Bacillus cyaneo-phosphorescens Katz, 1891	Sea water	Photogenic	Photobacterium cyaneo phosphorescens
Bacillus cyanogenes Fluegge, 1886	Blue milk	Saprophytic, fluorescent	Pseudomonas cyanogena
Bacillus cyanogenes Jordan, 1894	Water	Saprophytic	Pseudomonas aeruginosa
Vibrio cyanogenus Ehrenberg, 1840	Blue milk	Saprophytic	Pseudomonas aeruginosa
Bacillus cypripedius Hori, 1911	Disease of orchids	Phytopathogenic	Erwinia cypripedia
Bacillus cystiformis Clado, 1887	Urine in cystitis	Nonpathogenic	Probably Escherichia coli
Bacillus of Dantec	Salt codfish	Saprophytic, red	Serratia sp
Bacillus deciduosus McBeth, 1916	Soil	Zymogenic	Cellulomonas deciduosa
Bacillus deciduosus Wright, 1894	Water	Saprophytic, yellow	Flavobacterium deciduosum
Bacillus decolorans major Dyar, 1895	Air	Saprophytic	Not identified
Bacillus decolorans minor Dyar, 1895	Air	Saprophytic	Not identified
Bacillus delavens Wright, 1894	Water	Saprophytic	Achromobacter sp

TABLES OF MICRO-ORGANISMS.—(*Continued*)

Original Name	*Where Found*	*Character*	*New Classification*
Bacillus delbrucki Leichmann, 1896	Distillery mash	Zymogenic	Lactobacillus delbrücki
Bacillus delictatulus Jordan, 1890	Water	Nonpathogenic	Achromobacter delictatulus
Bacillus delta Dyar, 1895	Air	Saprophytic, red	Serratia sp
Bacillus denitrificans Burri and Stutzer, 1895	Soil	Saprophytic, yellowish-white	Flavobacterium denitrificans
Bacillus denitrificans Gayon and Dupetit	Soil, manure	Zymogenic	Achromobacter agile
Bacillus denitrificans III Künnemann	Soil	Reduce nitrates to nitrogen	Achromobacter künnemanni
Vibrio denitrificans Sewerin, 1895	Horse manure	Zymogenic	Achromobacter stutzeri
Bacillus denitrificans VI Ampola and Ulpiani	Soil	Reduce nitrates to nitrites	Achromobacter ulpiani
Bacillus denitrificans agilis Ampola and Garino, 1896	Manure	Zymogenic	Achromobacter agile
Bacillus denitrificans fluorescens Christensen 1903	Soil	Saprophytic, yellowish-green	Pseudomonas denitrificans
Bacillus dendriticus Lustig, 1893	Water	Saprophytic	Achromobacter dendriticus
Bacillus dendriticus Bordoni-Uffreduzzi 1893	Water	Nonpathogenic	Achromobacter dendriticus
Bacillus dentalis viridans Miller	Carious dentine	Nonpathogenic	Pseudomonas aeruginosa
Pseudomonas dermatogenes Fuhrmann	Beer	Saprophytic, fluorescent	Pseudomonas dermatogenes
Bacillus devorans Zimmermann 1890	Water	Saprophytic	Flavobacterium devorans
Bacillus dianthi Arthur and Boiley	Bacteriosis of carnations	Phytopathogenic	Flavobacterium sp
Bacillus diatrypeticus casei Baumann 1893	Cheese	Zymogenic	Achromobacter sp
Bacillus diffluens Castellani	Intestinal tract	Zymogenic	Aerobacter diffluens
Bacillus diffusus Frankland, 1889	Soil and water	Saprophytic	Flavobacterium diffusus
Bacillus dimorphus Distaso, 1912	Intestinal tract	Saprophytic (anaerobic)	Bacteroides dimorphus
Bacillus diphtheriae avium Loir and Duclaux 1894	Epizootic of fowls	Pathogenic	Probably Corynebacterium gallinarum
Bacillus diphtheriae cuniculi Ribbert	Intestinal diphtheria of rabbits	Pathogenic	Escherechia sp
Bacterium discissum Dinwiddie	Milk	Zymogenic	Not identified
Bacillus dispar Andrews, 1918	Intestinal tract	Pathogenic	Eberthella dispar
Bacillus domesticus Dyar, 1895	Air	Saprophytic, yellow	Flavobacterium sp
Bacillus dormitator Wright	Water	Saprophytic, yellow	Flavobacterium dormitator
Bacillus douglasi Castellani	Intestinal tract	Pathogenic	Eberthella douglasi
Bacterium dubium Bleisch, 1893	Intestinal tract	Saprophytic	Eberthella dubia
Bacillus dubius pneumoniae Bunzi and Federn, 1893	Pneumonic sputum	Pathogenic	Not identified
Bacillus duplicatus Wright, 1894	Water	Saprophytic, green	Pseudomonas sp
Bacillus dysenteriae Chantamesse and Widal	Intestines in dysentery	Pathogenic	Not identified

TABLES OF MICRO-ORGANISMS —(*Continued*)

Original Name	*Where Found*	*Character*	*New Classification*
Bacillus dysenteriae Flexner, 1900	Dysentery	Pathogenic	Eberthella paradysenteriae
Bacillus dysenteriae liquefaciens Ogata, 1892	Dysentery	Pathogenic	Achromobacter sp
Bacillus dysenteriae vitulorum Jensen, 1892	Dysentery of calves	Pathogenic	Escherichia sp
Bacillus dysodes Zopf	Bread	Zymogenic	Achromobacter sp
Bacillus of Eberth, 1880	Typhoid fever	Pathogenic	Eberthella typhi
Bacillus effusus Kellerman, 1912	Soil	Zymogenic	Cellulomonas effusa
Bacterium egregium	Dust	Saprophytic, yellow	Flavobacterium sp
Bacillus enchelys Ehrenberg	Water	Saprophytic	Achromobacter sp
Bacillus endocarditidis capsul tus Weichselbaum, 1890	Endocarditis	Pathogenic	Klebsiella pneumoniae
Bacillus endocarditidis griseus Weichselbaum	Endocarditis	Pathogenic	Probably Escherichia coli
Bacillus endometritidis Kaufmann	Liver abscess	Nonpathogenic	Probably Escherichia coli
Bacterium entericum Ford, 1901	Intestinal tract	Saprophytic	Eberthella enterica
Bacillus enteritidis Gaertner 1888	Enteritis	Pathogenic	Salmonella enteritidis
Bacterium entomotoxicon Duggar	Diseased Spanish squash	Phytopathogenic	Phytomonas entomotoxicon
Bacillus epidermidis Bizzozero	Epidermis between toes	Non-pathogenic	Not identified
Bacterium epsilon Dyar, 1895	Air	Saprophytic pink	Serratia sp
Bacillus equi-intestinalis Dyar and Kieth, 1894	Horse manure	Saprophytic	Not identified
Bacillus erodens Ravenel, 1896	Soil	Saprophytic	Achromobacter sp
Bacillus erysipelatos leporis Koch	Erysipelas of rabbit	Pathogenic	Pasteurella cuniculicida
Bacterium erythrogenes	Soil	Form ammonia from Ca cyanamide	Achromobacter sp
Micrococcus erythromyxa Zopf, 1891	Water	Saprophytic, red	Serratia sp
Bacillus ethaceticus Frankland and Fox, 1889	Sheep manure	Zymogenic	Achromobacter sp
Bacillus eta Dyar, 1895	Air	Saprophytic, yellow	Flavobacterium sp
Bacterium eurydice White, 1912	In European "foul brood" of bees	Saprophytic	Achromobacter eurydice
Bacillus exanthematicus Babes and Oprescu, 1891	Hemorrhagic infection in man	Pathogenic	Not identified
Bacillus exiguus Wright, 1894	Water	Saprophytic pink	Serratia sp
Bacterium exitosum Gardner and Kendrick, 1921	Bacterial "spot" of tomato	Phytopathogenic	Phytomonas exitosa
Bacillus expneumo-enteritide suis Klein	Hog cholera	Pathogenic	Salmonella suipestifer
Bacillus facultatus Sadebach and Fraenkel	Phyringitis	Saprophytic	Not identified
Bacillus fairmontensis Wright, 1894	Water	Saprophytic	Achromobacter fairmontensis
Bacterium farinaceum Wigand	Sour dough	Zymogenic	Achromobacter sp
Bacillus fecalis alcaligines Petruschky, 1896	Intestinal tract	Nonpathogenic	Alcaligines fecalis

TABLES OF MICRO-ORGANISMS —(*Continued*)

Original Name	*Where Found*	*Character*	*New Classification*
Bacillus felis septicus Fiocca, 1892	Septicemia in cats	Pathogenic	Pasteurella cuniculicida
Bacterium fermentationis Chester, 1899	Soil	Saprophytic	Achromobacter fermentationis
Lactobacillus fermenti Beijerinck, 1901	Compressed yeast	Zymogenic	Lactobacillus fermenti
Bacillus ferruginicus Dyar, 1895	Air	Saprophytic, brick-red	Serratia sp
Bacillus ferugineus Rullmann, 1898	Water	Zymogenic	Cellulomonas ferruginea
Bacillus figurans Vaughan	Water	Saprophytic	Achromobacter sp
Bacterium filifaciens H Jensen 1898	Air	Saprophytic	Achromobacter filifaciens
Bacillus filiformis havanaensis Sternberg	Liver of yellow fever cadaver	Nonpathogenic	Not identified
Bacillus fimbriatus Wright, 1894	Water	Saprophytic	Achromobacter sp
Bacterium fimum McBeth, 1912	Soil	Zymogenic	Cellulomonas fima
Bacillus finitimus ruber Dyar, 1895	Air	Saprophytic, red	Serratia sp
Bacillus of Fiocca 1892	Saliva of dogs and cats	Pathogenic	Probably Pasteurella cuniculicida
Bacillus fischeri Beijerinck, 1888	Air	Saprophytic, photogenic	Photobacterium fischeri
Bacillus fissuratus Ravenel 1896	Soil	Saprophytic yellow	Flavobacterium sp
Bacillus fitzianus Zopf, 1882	Manure	Zymogenic	Not identified
Bacterium flaccumfaciens Hedges 1922	Disease of navy bean	Phytopathogenic	Phytomonas flaccumfaciens
Bacillus flavescens Pohl, 1892	Marsh water	Saprophytic	Flavobacterium flavescens
Bacterium flavigenum Kellerman 1912	Soil	Zymogenic	Cellulomonas flavigena
Bacillus flavocoriaceus Adametz and Wickmann, 1888	Water	Saprophytic, yellow	Flavobacterium sp
Bacillus flavus Fuhrmann 1907	Beer	Saprophytic, yellow	Flavobacterium flavum
Bacillus flavus Macé	Water	Saprophytic yellow	Flavobacterium sp
Bacillus flexuosus Wright, 1894	Water	Saprophytic	Achromobacter sp
Bacillus fluorescens Lepierre	Water	Saprophytic	Pseudomonas sp
Bacillus fluorescens ablus Zimmermann, 1890	Water	Saprophytic	Pseudomonas alba
Bacillus fluorescens aureus Zimmermann, 1890	Water	Saprophytic	Pseudomonas aurea
Bacillus fluorescens capsulatus Pottein, 1896	Feces, cholera nostras	Saprophytic, fluorescent	Pseudomonas capsulata
Bacillus fluorescens convexus Wright, 1894	Water	Saprophytic	Pseudomonas convexa
Bacillus fluorescens crassus Frick	Water	Saprophytic	Pseudomonas sp
Coccobacillus foetidus Perez, 1899	Nasal secretions in ozena	Zymogenic	Escherichia foetida
Bacillus fluorescens foliaceus Wright, 1894	Water	Saprophytic	Pseudomonas sp
Bacillus fluorescens immobilis	Water	Saprophytic	Pseudomonas sp

TABLES OF MICRO-ORGANISMS.—(*Continued*)

Original Name	*Where Found*	*Character*	*New Classification*
Bacillus fluorescens incognitus Wright, 1894	Water	Saprophytic	Pseudomonas incognita
Bacillus fluorescens liquefaciens Fluegge, 1886	Water	Saprophytic	Pseudomonas fluorescens
Bacillus fluorescens longus Zimmermann, 1890	Water	Saprophytic	Pseudomonas longa
Bacillus fluorescens liquefaciens minutissimus Unna and Tommasoli, 1890	Water	Saprophytic	Pseudomonas minutissima
Bacillus fluorescens mutabilis Wright, 1894	Water	Saprophytic	Pseudomonas sp.
Bacillus fluorescens nivalis Schmorl, 1888	Water	Saprophytic	Pseudomonas fluorescens
Bacillus fluorescens nonliquefaciens Eisenberg and Krueger, 1891	Water	Saprophytic	Pseudomonas nonliquefaciens
Bacillus fluorescens ovalis Ravenel, 1896	Soil	Saprophytic	Pseudomonas ovalis
Bacillus fluorescens putidus Fluegge, 1886	Water	Saprophytic	Pseudomonas putida
Bacillus fluorescens schuylkilliensis Wright, 1894	Water	Saprophytic	Pseudomonas schuylkilliensis
Bacillus fluorescens tenuis Zimmermann, 1890	Water	Saprophytic	Pseudomonas tenuis
Bacillus fluorescens undulatus Ravenel, 1896	Soil	Saprophytic	Pseudomonas sp.
Bacillus foecaloides Castellani	Intestinal tract	Saprophytic	Alcaligines foecaloides
Bacillus foetidus Passet	Soil	Saprophytic	Not identified
Bacillus foetidus lactis Jensen, 1891	Milk	Saprophytic	Not identified
Bacillus foetidus ozoenae Hajek, 1888	Ozena	Pathogenic	Escherichia foetida
Bacterium formicum Omelianski, 1904	Soil	Zymogenic	Escherichia formica
Bacillus formosus Ravenel, 1896	Soil	Saprophytic	Achromobacter formosus
Bacillus C. of Foutin	Hailstones	Nonpathogenic	Not identified
Bacillus fragilis Veillon and Zuber, 1898	Gangrenous appendix	Anaerobic	Bacteroides fragilis
Bacillus friedbergensis Ebert and Mandry	Poisonous sausage	Pathogenic	Salmonella enteritidis
Bacillus fuchsinus Boekhout and De Vries, 1898	Water	Saprophytic, fuchsin red	Serratia fuchsina
Bacillus of Fulles	Soil	Saprophytic	Not identified
Bacillus fulvus Zimmermann, 1890	Water	Saprophytic	Flavobacterium fulvus
Bacillus furfuris Wood and Wilcox	Tanner's bran plump soak	Zymogenic	Not identified
Bacillus fuscus Schroeter	Putrid infusion of maize	Zymogenic, yellow	Flavobacterium sp.
Bacillus fuscus Zimmermann, 1890	Water	Saprophytic	Achromobacter fuscus
Bacillus fuscus limbatus Scheibenzuber, 1889	Rotten eggs	Saprophytic, yellow	Flavobacterium sp.
Bacillus fuscus liquefaciens Dyar, 1895	Air	Saprophytic, orange	Flavobacterium sp.

TABLES OF MICRO-ORGANISMS.—(*Continued*)

Original Name	*Where Found*	*Character*	*New Classification*
Bacillus fuscus pallidior Dyar, 1895	Air	Saprophytic, orange	Flavobacterium sp.
Bacterium galactophilum Ford, 1901	Intestinal tract	Zymogenic	Escherichia galactophila
Bacillus galbus Kellerman, 1912	Soil	Zymogenic	Cellulomonas galba
Bacterium gallinarum Klein, 1889	Enteritis in fowls	Pathogenic	Salmonella gallinarum
Bacillus gamma Dyar, 1895	Air	Saprophytic, yellow	Flavobacterium sp.
Bacillus gangliformis Ravenel, 1896	Soil	Saprophytic	Achromobacter sp
Bacillus gasoformans Eisenberg, 1890	Water	Zymogenic	Achromobacter gasoformans
Bacterium gastricum Ford, 1901	Intestinal tract	Saprophytic	Escherichia gastrica
Bacterium gaytoni Cheshire	Diseased bees	Pathogenic	Not identified
Bacterium gelatinosum betae Glaser, 1895	Beet juice	Zymogenic	Achromobacter sp.
Bacillus gelidus Kellerman, 1912	Soil	Zymogenic	Cellulomonas gelida
Bacillus geminus major Ravenel, 1896	Soil	Saprophytic	Achromobacter raveneli
Bacillus geminus minor Ravenel, 1896	Soil	Saprophytic	Achromobacter geminum
Bacillus geniculatus Wright, 1894	Water	Saprophytic	Achromobacter geniculatum
Bacillus gilvus McBeth, 1916	Soil	Zymogenic	Cellulomonas gilva
Bacillus gingivae pyogenes Miller, 1889	Diseased teeth	Saprophytic, yellow	Pseudomonas sp.
Bacillus ginglimus Ravenel, 1896	Soil	Saprophytic	Achromobacter sp
Bacillus gintoensis Castellani	Intestinal tract	Saprophytic	Alcaligines gintoensis
Bacillus glaucus Maschek	Water	Saprophytic	Achromobacter sp.
Bacillus, "golden yellow water," Adametz and Wichmann, 1888	Water	Saprophytic	Flavobacterium sp.
Bacillus gossypinus Stedman	Bacteriosis of cotton plant	Phytopathogenic	Phytomonas gossypinus
Bacterium gliscrogenum Malerba and Sanna-Salaria, 1883	Viscid urine	Zymogenic	Achromobacter sp
Bacillus gracilis anaerobescens Vaughn	Water	Saprophytic	Achromobacter sp.
Bacillus gracilis cadaverus Sternberg	Human liver	Pathogenic	Not identified
Bacillus granulatus Babes	Air	Saprophytic	Flavobacterium sp.
Calymmatobacterium granulomatis Beaurefoaire-Arogao, 1912	Granuloma ingumale	Pathogenic	Klebsiella granulomatis
Bacillus graveolens Bordoni-Uffreduzzi, 1886	Epidermis between toes	Saprophytic	Not identified
Bacillus of grouse disease Klein	Epidemic in grouse	Pathogenic	Pasteurella phasiani
Bacterium grünthali Fischer, 1902	Intestinal tract in food poisoning	Pathogenic	Escherichia grünthali
Salmonella guimai Castellani and Chalmers, 1919	Intestinal tract	Zymogenic	Salmonella guimai
Bacterium gummisudans McCullough, 1924	Blight on gladioli	Phytopathogenic	Phytomonas gummisudans
Bacillus gummis Comes, 1884	Gummosis of tomatoes, etc.	Phytopathogenic	Phytomonas gummis

TABLES OF MICRO-ORGANISMS.—(*Continued*)

Original Name	*Where Found*	*Character*	*New Classification*
Bacillus guttatus Zimmermann, 1890	Water	Saprophytic	Achromobacter guttatum
Bacillus h. of Rosenberg	Water	Saprophytic, violet	Chromobacterium sp.
Bacillus haematoides Wright, 1894	Water	Saprophytic, red	Serratia sp.
Bacillus haemoglobinophilus canis Friedberger, 1902	Prepucial secretions of dogs	Pathogenic	Hemophilus canis
Bacillus haemorrhagicus Kolb, 1891	Septicemia cadaver	Pathogenic	Not identified
Bacillus halophilus Russell, 1892	Sea mud	Saprophytic	Not identified
Bacillus hansenii Raspmussen	Water	Saprophytic, yellow	Flavobacterium sp.
Bacillus hartlebii H. Jensen, 1898	Soil	Saprophytic	Achromobacter hartlebii
Bacillus havanaensis Sternberg, 1892	Water	Saprophytic	Serratia havanaensis
Bacillus havanaensis liquefaciens Sternberg	Epidermis	Saprophytic	Achromobacter sp
Bacillus of Havelberg	Stomach, yellow fever cadaver	Zymogenic	Not identified
Bacterium healii Buchanan and Hammer, 1915	Slimy milk	Zymogenic	Achromobacter healii
Thermobacterium helveticum Orla-Jensen, 1919	Sour milk	Zymogenic	Loctobacillus helveticum
Bacillus helvolus Zimmermann, 1890	Water	Saprophytic	Flavobacterium helvolum
Bacillus heminecrobiophilus Arloing, 1890	Guinea pig	Pathogenic, yellow	Flavobacterium sp
Bacillus hemorrhagicus nephritidis Vassali	Hemorrhagic nephritis	Pathogenic	Not identified
Bacillus of hemorrhagic septicemia of swans Fiorentini	Swans	Pathogenic	Probably Pasteurella avacida
Bacillus hemorrhagicus venenosus Tizzoni and Giovanni	Purpura hemorrhagica	Pathogenic	Not identified
Bacillus hemorrhagicus septicus Babes	Septicemia in man	Pathogenic	Achromobacter sp
Bacillus hepaticus fortuitus Sternberg	G pig injected with liver, yellow fever	Saprophytic	Not identified
Bacillus B of Hoffmann	Diseased larvae of Liparis monacha	Pathogenic	Not identified
Bacillus of hog cholera Salmon and Smith, 1885	Hog cholera	Pathogenic	Salmonella suipestifer
Bacillus hominis capsulatus Bordoni-Uffreduzzi	Cadaver	Pathogenic	Klebsiella sp
Bacillus of horse pox Dieckerhoff and Grawitz	Pustules of acne contagiosa	Pathogenic	Not identified
Bacillus hudsoni Dyar, 1895	Air	Saprophytic, yellow-orange	Flavobacterium sp
Bacterium hyacinthi Wakker, 1883	Disease of hyacinths	Phytopathogenic	Phytomonas hyacinthi
Bacillus hyacinthi septica Heinz, 1889	Hyacinth bulbs and onions	Phytopathogenic	Probably Phytomonas hyacinthi
Bacillus hyalinus Jordan, 1890	Water	Saprophytic	Achromobacter hyalinus
Bacillus hydrophilus fuscus Sanarelli, 1891	Septicemia of frogs	Pathogenic	Proteus hydrophilus

TABLES OF MICRO-ORGANISMS —(*Continued*)

Original Name	*Where Found*	*Character*	*New Classification*
Bacterium hydrosulphureum ponticum Zelinsky	Black sea mud	Saprophytic, zymogenic	Not identified
Bacillus of ice cream poisoning Vaughan and Perkins	Ice cream and cheese	Pathogenic	Not identified
Bacterium ichthyosmius Hammer, 1917	Can of evaporated milk	Zymogenic	Escherichia ichthyosmia
Bacillus icterogenes Guarnieri, 1893	Liver, acute yellow atrophy	Pathogenic	Not identified
Bacillus icteroides Sanarelli, 1897	Yellow fever	Nonspecific	Salmonella icteroides
Bacillus of icterus Karlinsky and Ducamp	Blood, infectious icterus	Nonpathogenic	Not identified
Bacterium idoneum McBeth 1916	Soil	Zymogenic	Cellulomonas idonea
Bacterium iliacum Ford, 1919	Intestinal tract	Saprophytic	Escherichia iliaca
Bacillus incanus Pohl 1892	Swamp water	Saprophyte	Achromobacter sp
Bacillus indicus Koch 1884	Stomach of ape	Saprophytic pink	Serratia indica
Bacillus indigoferus Claessen	Water	Saprophytic, blue	Pseudomonas aeruginosa
Bacillus indigoferus Voges, 1893	Water	Saprophytic blue	Pseudomonas aeruginosa
Bacillus indigogenes Alvarez 1887	Infusion of indigo plant	Saprophytic yellow	Flavobacterium sp
Bacillus indigonaceus Schneider	Water	Saprophytic, blue	Pseudomonas aeruginosa
Influenzabacillus Pfeiffer, 1892	Influenza	Pathogenic	Hemophilus influenzae
Bacillus of intestinal diphtheria of rabbits Ribbert, 1887	Rabbits	Pathogenic	Pasteurella cuniculi
Bacillus intestinus motilis Sternberg	Intestines yellow fever cadaver	Saprophytic	Not identified
Bacillus inunctus Pohl 1892	Swamp water	Saprophytic	Achromobacter inunctum
Bacillus inutilis Dyar 1895	Air	Saprophytic	Not identified
Bacillus invisibilis Vaughan, 1892	Water	Saprophytic, pale yellow	Flavobacterium invisibilis
Bacillus iridescens Tataroff	Water	Saprophytic yellowish-green	Pseudomonas sp
Bacillus iugis McBeth, 1916	Soil	Zymogenic	Cellulomonas iugis
Urobacterium jackshi Sohngen	Soil	Reduce urea	Achromobacter sp
Bacillus janthinus Zopf 1885	Water	Saprophytic	Chromobacterium janthinum
Photobacterium javaniensis Eijkmann, 1891	Sea fish	Photogenic	Photobacterium javaniensis
Bacillus of Jeffries	Diarrheal discharges	Saprophytic	Escherichia coli
Bacterium jeffersonii Hadley, 1918	Fowl typhoid	Saprophytic	Eberthella jeffersonii
Bacillus of jequirty ophthalmia Wecker and Sattler	Infusion of Jequirty seeds	Saprophytic	Not identified
Bacillus kandiensis Castellani	Intestinal tract	Pathogenic	Eberthella kandiensis
Kapselbacillus Pfeiffer, 1889	Bronchitis	Pathogenic	Klebsiella capsulatus
Bacillus of Kartulis	Conjunctivitis	Pathogenic	Hemophilus conjunctivitidis
Bacillus khartoumensis Castellani	Intestinal tract	Zymogenic	Escherichia khartoumensis
Bacillus 'Kiel' of Breuning, 1888	Water	Saprophytic	Serratia kielensis
Bacterium kirchneri	Soil	Ammonifying	Achromobacter sp

TABLES OF MICRO ORGANISMS —(*Continued*)

Original Name	*Where Found*	*Character*	*New Classification*
Bacillus of Kitasato 1894	Plague	Pathogenic	Pasteurella pestis
Bacillus kochii Hansen	Air	Saprophytic	Not identified
Bacillus krallii Dyar	Air	Saprophytic	Not identified
Bacterium lachrymans Smith and Bryan 1915	Leaf spot of cucumber	Phytopathogenic	Phytomonas lachrymans
Bacillus lacmus Schroeter	Water	Saprophytic blue	Chromobacterium sp
Bacterium lacticum Kramer 1892	Milk	Saprophytic	Achromobacter lacticum
Bacillus lactis acidi Leichmann 1896	Milk	Zymogenic	Lactobacillus lactisacidi
Bacterium lactis acidi Marpman 1890	Ropy milk	Zymogenic	Achromobacter viscosum
Bacterium lactis aerogenes Escherich 1900	Intestinal tract of infants	Zymogenic	Aerobacter aerogenes
Bacillus lactis aerogenes Abelous	Alimentary tract	Zymogenic	Aerobacter sp
Bacterium lactis album Conn Esten and Stocking 1906	Udder of cow	Pathogenic	Alcaligines albus
Bacillus lactis cyanogenus Hueppe	Blue milk	Saprophytic blue	Chromobacterium sp
Bacillus lactis erythrogenes Hueppe and Baginsky 1889	Red milk	Saprophytic rose red	Serratia lactica
Bacillus lactis harrisonii Conn Esten and Stocking 1906	Slimy milk	Saprophytic citron yellow	Flavobacterium harrisonii
Bacillus lactis innocuus Wilde	Milk	Saprophytic	Achromobacter sp
Bacillus lactis pituitosi Loeffler 1887	Slimy milk	Zymogenic	Probably Achromobacter viscosum
Bacillus lactis saponacei Weigmann and Zirn 1894	Soapy milk	Saprophytic	Not identified
Bacillus lactis viscosum Adametz 1892	Slimy milk	Zymogenic	Achromobacter metalcaligines
Bacillus lactorubifaciens Gruber 1902	Milk	Saprophytic faint red	Serratia lactorubifaciens
Bacillus lacunatus Wright 1894	Water	Saprophytic	Flavobacterium lacunatum
Bacillus laevis Distaso 1912	Intestinal tract	Saprophytic (anaerobic)	Bacteroides laevis
Actinobacter du lait visqueaux Duclaux	Sour milk	Zymogenic	Aerobacter aerogenes
Bacillus larvicida Dyar 1895	Diseased larvae of silkworm	Pathogenic	Not identified
Bacillus latericeus Adametz and Wichmann 1888	Water	Saprophytic	Serratia latericea
Bacillus of Laser 1893	Diseased mice	Pathogenic	Pasteurella muriseptica
Bacillus lebenis Rist and Khouri 1902	Sour milk	Zymogenic	Lactobacillus caucasicus
Bacillus leichmanni Henneberg 1904	Sour mash	Zymogenic	Lactobacillus leichmanni
Bacillus lemon yellow of Maschek	Water	Saprophytic	Flavobacterium sp
Bacillus leporis lethalis Gibier and Sternberg 1890	Intestine yellow fever cadaver	Pathogenic	Escherichia leporis
Bacillus of Lesage	Alvine discharges of infants	Pathogenic green	Probably Pseudomonas nonliquefaciens

TABLES OF MICRO-ORGANISMS —(*Continued*)

Original Name	*Where Found*	*Character*	*New Classification*
Bacillus lethales Babes	Septicemia	Pathogenic	Flavobacterium sp
Bacillus levans Wolffin 1894	Sour dough	Zymogenic	Aerobacter levans
Bacillus of lichen ruber Laser	Lymph in lichen ruber	Saprophytic	Not identified
Bacterium limbatum acidi lactici Marpmann, 1890	Milk	Saprophytic	Probably Achromobacter viscosum
Bacillus lindneri Henneberg 1902	Spoiled beer	Zymogenic	Lactobacillus lindneri
Bacterium lindolium Fodor	Soil	Saprophytic	Not identified
Pseudomonas lineola Mueller	Water, soil	Saprophytic	Pseudomonas lineola
Bacteridium lipolyticum Huss, 1907	Milk	Zymogenic	Achromobacter lipolyticum
Bacterium lipsiense	Soil	Ammonifying	Achromobacter sp
Bacterium liquatum Kellermann 1912	Soil	Zymogenic	Cellulomonas liquata
Coccobacillus liquefaciens Distaso, 1912	Intestinal tract	Saprophytic (anaerobic)	Bacteroides liquefaciens
Bacillus liquefaciens Eisenberg, 1891	Water	Saprophytic	Achromobacter liquefaciens
Bacillus liquefaciens bovis Arloing	Lungs of diseased ox	Pathogenic	Not identified
Bacillus liquefaciens communis Sternberg 1896	Yellow fever feces	Saprophytic	Not identified
Bacillus liquefaciens lactis amari Freudenreich 1894	Bitter cream	Zymogenic	Achromobacter sp
Bacillus liquefaciens magnus Luederitz 1889	Mice inoculated with soil	Zymogenic	Not identified
Bacillus liquidus Frankland, 1889	Water	Saprophytic	Achromobacter liquidus
Bacillus, liquefying brown, Maschek	Water	Saprophytic, yellow	Flavobacterium sp
Bacillus listeri Henneberg 1904	Sour mash	Zymogenic	Lactobacillus listeri
Bacillus lividus Fluegge, 1887	Water	Saprophytic violet	Chromobacterium lividum
Bacillus litoralis Russell 1891	Sea mud	Saprophytic	Achromobacter litoralis
Bacterium litoreum Warming	Sea water	Saprophytic	Not identified
Bacillus of liver abscess Korn	Liver abscess	Saprophytic	Not identified
Streptobacillus longus Distaso	Distillery yeast	Zymogenic	Lactobacillus bulgaricus
Bacillus lucens Nuesch	Phosphorescent meat	Photogenic	Photobacterium lucens
Bacillus lucens van Tieghem	Water	Saprophytic	Not identified
Bacillus of Lucet 1889	Septicemia of rabbits	Pathogenic	Pasteurella cuniculi
Bacterium lucrosum McBeth, 1916	Soil	Zymogenic	Cellulomonas lucrosa
Bacillus of Lumnitzer	Bronchial secretions	Pathogenic	Not identified
Bacillus lunavensis Castellani	Intestinal tract	Pathogenic	Eberthella lunavensis
Bacillus lutescens Lustig, 1893	Water	Saprophytic, yellow	Flavobacterium lutescens
Bacillus luminosus Beijerinck	Sea water	Photogenic	Photobacterium luminosum
Bacterium luminosum Giard	Abdominal cavity of crustacea	Photogenic	Photobacterium luminosum
Bacillus of lungs of cattle	Cattle	Saprophytic	Not identified
Pseudomonas lupuliperda Behrens	Hops	Saprophytic (thermogenic)	Not identified

TABLES OF MICRO-ORGANISMS —(*Continued*)

Original Name	*Where Found*	*Character*	*New Classification*
Bacterium luteum List, 1885	Water	Saprophytic, orange-yellow	Flavobacterium sp
Bacillus luteus Dobrzyniecki, 1897	Carious teeth	Saprophytic	Flavobacterium subluteum
Bacillus luteus Fluegge	Air	Saprophytic	Flavobacterium sp
Bacillus luteus suis Salmon and Smith	Perivisceal fluid of hogs	Saprophytic	Flavobacterium sp
Bacillus of lymph in fishes Oliver and Richet	Fishes	Saprophytic	Not identified
Bacillus lymphangitidis ulcerosa	Pseudoglanders in horses	Pathogenic	Corynebacterium pseudotuberculosis
Bacillus lyssae Pasteur	Saliva, hydrophobia	Nonpathogenic	Not identified
Bacterium maculicolum McCullough	Leaf spot on cauliflower	Phytopathogenic	Phytomonas maculicola
Pseudomonas magenta Pearmain and Moor	Water	Saprophytic, red	Serratia sp
Bacillus magniferae Doidge 1915	Disease of mango	Phytopathogenic	Erwinia magniferae
Bacterium malvacearum Erw Smith, 1901	Leaf spot of cotton plant	Phytopathogenic	Phytomonas malvacearum
Bacterium marginale Brown 1918	Disease of lettuce	Phytopathogenic	Phytomonas marginalis
Bacterium marginatum McCullough, 1921	Disease of gladiolus	Phytopathogenic	Phytomonas marginata
Bacillus marsiliensis Rietsch and Jobert, 1888	Swine and ferrets with plague	Pathogenic	Eberthella sp
Bacillus martinezii Sternberg and Dyer	Liver of yellow fever cadaver	Pathogenic	Not identified
Bacillus matazoonii Conn 1894	Milk	Saprophytic, yellowish	Flavobacterium matazoonii
Bacterium mazuni Weigmenn Gruber and Huss, 1907	Sour milk	Zymogenic	Lactobacillus caucasicus
Bacillus of measles Canon and Pielicke	Blood measles	Saprophytic	Not identified
Bacillus of meconium	Meconium	Saprophytic	Not identified
Micrococcus melitensis Bruce 1893	Malta fever	Pathogenic	Alcaligines melitensis
Bacillus melochlorus Winkler and Schroeter 1890	Wormy apples	Saprophytic, green	Pseudomonas sp
Bacterium medicagnis Sackett, 1910	Stem blight of alfalfa	Phytopathogenic	Phytomonas medicagnis
Bacillus melonis Geddings, 1910	Soft rot of melons	Phytopathogenic	Erwinia melonis
Bacillus membranaceus amethystinus Eisenberg, 1891	Water	Saprophytic	Chromobacterium amethystinum
Bacillus membranaceus amethystinus I Bampton, 1913	Water	Saprophytic, violet	Chromobacterium membranaceum
Bacillus membranaceus amethystinus II Bampton, 1913	Water	Saprophytic, violet	Chromobacterium bamptonii
Bacillus meningitidis purulentae Neumann and Schaeffer, 1890	Pus, meningitis	Pathogenic	Klebsiella pneumoniae
Bacillus merismopedioides Zopf	Sewage	Saprophytic	Not identified
Bacillus metacoli Castellani	Intestinal tract	Zymogenic	Escherichia metacoli
Bacillus metalcaligines Castellani and Chalmers, 1919	Slimy milk	Zymogenic	Achromobacter metalcaligines

TABLES OF MICRO-ORGANISMS —(*Continued*)

Original Name	*Where Found*	*Character*	*New Classification*
Bacillus metalcaloides Castellani	Intestinal tract	Zymogenic	Escherichia metalcaloides
Bacillus metadiffluens Castellani	Intestinal tract	Saprophytic	Achromobacter metadiffluens
Bacillus metadysentericus Castellani	Intestinal tract	Pathogenic	Eberthella metadysenteriae
Aplanobacter michiganense Erw Smith, 1910	Bacterial canker in tomato	Phytopathogenic	Phytomonas michiganensis
Bacterium middletownii Conn 1894	Milk	Saprophytic	Achromobacter middletownii
Milchsaurebacillus Boas and Oppler, 1895	Gastric contents	Zymogenic	Lactobacillus boas-oppleri
Bacillus of Miller	Intestinal tract	Zymogenic	Not identified
Bacillus mineaceus Zimmermann, 1890	Water	Saprophytic red	Serratia mineacea
Pseudomonas minuscula McBeth 1916	Soil	Zymogenic	Cellulomonas minuscula
Bacterium minutissimum Kruse 1886	Intestinal tract brain abscess	Pathogenic	Eberthella minutissima
Urobacterium miquelii Beijerinck	Soil	Reduce urea	Achromobacter sp
Pseudomonas mira McBeth 1916	Soil	Zymogenic	Cellulomonas mira
Proteus mirabilis Hauser 1885	Putrefying materials	Zymogenic	Proteus mirabilis
Bacillus molluscı Domenico	Molluscum contagiosum	Saprophytic	Not identified
Bacterium monachae v Tubeuf 1892	Diseased larvae of nun moth (Liparis monacha)	Pathogenic	Not identified
Bacillus monadiformis Messea	Typhoid stools	Pathogenic	Not identified
Bacillus morbificans bovis Basenau 1894	Cow with puerperal fever	Pathogenic yellow	Flavobacterium sp
Bacillus morbilli Lanzi	Urine in measles	Saprophytic	Not identified
Bacterium morgani	Intestinal tract	Zymogenic	Salmonella morgani
Bacterium mori Boyer and Lambert 1893	Blight of mulberry trees	Phytopathogenic	Phytomonas mori
Bacillus mucosus capsulatus Friedlander, 1882	Pneumonia	Pathogenic	Klebsiella pneumoniae
Bacillus mucosus ozoenae Abel 1893	Ozena	Pathogenic	Klebsiella ozoenae
Bacillus multiformis Distaso 1911	Intestinal tract	Saprophytic (anaerobic)	Bacteroides multiformis
Bacillus multiformis trichorrhexides Hodara, 1890	Hair, barber s itch	Saprophytic	Not identified
Bacillus multipediculus Fluegge, 1886	Water	Saprophytic	Not identified
Bacillus multistriatus Wright, 1894	Water	Saprophytic	Achromobacter multistriatum
Bacillus muripestifer Laser, 1892	Plague of field mice	Pathogenic	Eberthella sp
Bacillus murisepticus Gaffky, 1886	Water	Pathogenic	Erysipelothrix muriseptica
Bacillus murisepticus pleomorphus Karlinsky 1889	Uterine discharges	Pathogenic	Proteus sp
Bacillus mycoides roseus Scholl	Soil	Saprophytic, salmon pink	Serratia rosea

TABLES OF MICRO-ORGANISMS.—*(Continued)*

Original Name	*Where Found*	*Character*	*New Classification*
Bacillus mycoides corallinus Hefferan, 1902	Water	Saprophytic, pink	Serratia corallina
Pseudomonas myxogenes Fuhrmann, 1907	Beer	Saprophytic, fluorescent	Pseudomonas myxogenes
Bacterium neapolitanum Emmerich, 1885	Intestinal tract	Saprophytic	Escherichia neapolitana
Bacillus nebulosus Wright, 1894	Water	Saprophytic	Achromobacter nebulosum
Bacillus negombensis Castellani	Intestinal tract	Pathogenic	Salmonella negombensis
Micrococcus neoformans	Malta fever	Pathogenic	Alcaligines melitensis
Bacillus nicotianae Uyeda, 1904	Wilt of tobacco plant	Phytopathogenic	Erwinia nicotianae
Bacillus of necrosis of liver of g. pig Eberth	Guinea pig	Saprophytic	Not identified
Bacillus of necrosis of liver in badgers Eberth	Badger	Saprophytic	Not identified
Bacillus nexibilis Wright, 1894	Water	Saprophytic	Pseudomonas sp.
Bacillus nitrificans Burri and Stuetzer, 1895	Soil	Zymogenic	Achromobacter nitrificans
Bacterium nitroso, formae novae Rullmann	Soil	Zymogenic	Nitrobacter sp.
Bacterium nitrovorum H. Jensen, 1898	Horse manure	Zymogenic	Achromobacter nitrovorum
Bacillus nodosus parvus Lustgarten, 1887	Urethra	Saprophytic	Not identified
Bacillus nubilus Frankland, 1889	Water	Saprophytic	Achromobacter sp
Bacterium oblongum Boutroux	Beer	Zymogenic	Not identified
Bacillus ochraceus Zimmermann, 1890	Water	Saprophytic	Flavobacterium ochraceum
Bacillus oedematis aerobicus Klein	Exudates, g. pig	Pathogenic	Escherichia coli
Bacillus of Okada	Dust	Saprophytic, yellowish-brown	Flavobacterium sp.
Bacillus oleae Prilleux and Bioletti	"Olive knot"	Phytopathogenic	Phytomonas savastonoi
Bacillus oleae Archangeli, 1886	Tuberculosis of olive trees	Phytopathogenic	Phytomonas savastonoi
Bacillus oleae tuberculosis Savastano, 1886	Disease of olive tree	Phytopathogenic	Phytomonas savastonoi
Bacillus oleraceus Harrison, 1904	Soft rot of cabbage	Phytopathogenic	Erwinia oleracea
Bacillus oogenes fluorescens Zoerkendoerfer, 1893	Rotten eggs	Saprophytic	Pseudomonas sp.
Bacillus oogenes hydrosulphuricus Zoerkendoerfer, 1893	Rotten eggs	Saprophytic	Not identified
Bacterium opalescens Groenewege	Soil	Dentrifying	Achromobacter opalescens
Bacillus, "orange-red," Adametz and Wichmann	Water	Saprophytic	Serratia sp.
Bacillus orchiticus Kuetscher, 1895	Glandered horse	Pathogenic	Pfeifferella mallei
Bacillus ovatus minutissimus Unna, 1890	Eczema	Saprophytic	Not identified
Coccobacillus oviformis Tissier	Intestinal tract	Anaerobic	Bacteroides oviformis
Bacillus oxalaticus Zopf, 1894	Air	Saprophytic, yellow	Flavobacterium sp.

TABLES OF MICRO-ORGANISMS.—(*Continued*)

Original Name	*Where Found*	*Character*	*New Classification*
Bacillus of osteomyelitis Kraske and Becker	Osteomyelitis	Pathogenic	Not identified
Bacillus ovalis Wright, 1894	Water	Saprophytic (bright yellow)	Flavobacterium ovalis
Bacterium oxygenes Ford, 1901	Intestinal tract	Saprophytic	Eberthella oxygenes
Bacillus oxylacticus Dyar, 1895	Air	Saprophyte, yellow	Flavobacterium sp.
Bacterium oxyphilum Ford, 1901	Intestinal tract	Saprophytic	Eberthella oxyphila
Bacillus oxytocus perniciosus Wysokowitz, 1900	Old milk	Zymogenic	Aerobacter oxytocum
Bacillus pabuliacidi Weiss, 1899	Beet mash	Zymogenic	Lactobacillus pabuliacidi
Bacillus pallescens Henrici, 1894	Cheese	Saprophytic	Aerobacter aerogenes
Bacillus panificans Laurent	Bread	Zymogenic	Not identified
Bacillus panis fermenti Henneberg, 1904	Sour dough	Zymogenic	Lactobacillus panis
Bacillus para-aertrycke Castellani	Intestinal tract	Pathogenic	Salmonella para-aertrycke
Bacillus para-asiatica Castellani	Intestinal tract	Pathogenic	Salmonella para-asiatica
Bacillus paracoagulans Castellani	Intestinal tract	Zymogenic	Escheria paracoagulans
Bacillus paracoli Gwyn	Blood, fever	Pathogenic	Escherichia sp.
Bacillus paradiffluens Castellani	Intestinal tract	Pathogenic	Salmonella paradiffluens
Bacillus paradoxus Kruse and Pasquale, 1886	Liver in case of dysentery	Pathogenic	Eberthella sp
Bacillus paradysentericus Castellani	Intestinal tract	Saprophytic	Achromobacter paradysentericus
Bacillus para-entericus Castellani	Intestinal tract	Zymogenic	Escherichia para-entericus
Escherichia paragrunthali Castellani and Chalmers, 1919	Intestinal tract in food poisoning	Pathogenic	Escherichia paragrunthali
Bacillus paratyphi alcaligines Schottmüller, 1900	Paratyphoid fever	Pathogenic	Salmonella schottmülleri
Bacterium paratyphosum Brion and Kayser, 1902	Paratyphoid fever	Pathogenic	Salmonella paratyphi
Bacillus paratyphosus Archard and Bensaud	Paratyphoid fever	Pathogenic	Salmonella sp.
Bacterium parvulum Conn	Manure	Ammonifier	Achromobacter parvulum
Bacillus parvus ovatus Loeffer	Carcass of hog	Pathogenic	Not identified
Saccharobacillus pastorianus van Laer, 1902	Sour beer	Zymogenic	Lactobacillus pastorianus
Saccharobacillus pastorianus var. berolinensis Henneberg, 1902	Spoiled beer	Zymogenic	Lactobacillus berolinensis
Lactobacillus pentoaceticus Peterson and Fred, 1919	Ensilage, sauerkraut	Zymogenic	Lactobacillus pentoaceticus
Bacillus peptofaciens Bernstein	Milk	Saprophytic	Not identified
Bacillus periplanetae Tichomirow	Diseased cock-roaches	Pathogenic	Not identified
Bacillus of Perez, 1899	Ozena	Pathogenic	Escherichia foetida
Perlschnur-bacillus Maschek	Water	Saprophytic	Not identified
Pseudomonas perlurida Kellerman, 1912	Soil	Zymogenic	Cellulomonas perlurida
Bacillus pestifer Frankland, 1888	Air	Saprophyte	Achromobacter pestifer

TABLES OF MICRO ORGANISMS —(*Continued*)

Original Name	*Where Found*	*Character*	*New Classification*
Bacillus pestis bubonicae Kitasato and Yersin 1894	Plague	Pathogenic	Pasteurella pestis
Bacterium pfaffi Hadley 1918	Fowl typhoid	Pathogenic	Eberthella pfaffi
Bacillus pfluegeri Ludwig	Luminous meat and fish	Photogenic	Photobacterium pfluegeri
Bacterium phaseoli Erw Smith 1897	Bean blight	Phytopathogenic	Phytomonas phaseoli
Bacillus phasiani septicus Kruse 1896	Diseased pheasants	Pathogenic	Salmonella gallinarum
Bacterium phlegmonae uberis Kitt	Bovine mastitis	Pathogenic	Not identified
Bacillus phosphorescens Fischer 1887	Sea water	Photogenic	Photobacterium phosphorescens
Bacillus phosphorescens Cohn	Fish and sea water	Photogenic	Photobacterium phosphorescens
Bacillus phosphorescens pfluegeri Foerster	Luminous fish	Photogenic	Photobacterium pfluegeri
Bacillus phosphorescens gelidus Foerster	Luminous sea fish	Photogenic	Photobacterium gelidus
Bacillus phosphorescens inclicus Kruse 1896	Sea water	Photogenic	Photobacterium phosphorescens
Bacillus phosphorescens indigenus Kruse 1886	Water	Photogenic	Photobacterium fischeri
Bacillus photogenic of Fischer 1888	Water	Photogenic	Photobacterium fischeri
Bacterium photometricum Engelmann	Water	Saprophytic green	Pseudomonas sp
Bacillus phyloxericidus Dubois	Soil	Saprophytic	Not identified
Bacillus pinnatus Ravenel 1896	Soil	Saprophytic	Achromobacter pinnatum
Bacillus pini Vuillemin 1888	Galls on alpine trees	Saprophytic	Not identified
Bacterium pisi Sackett 1916	Stem blight of peas	Phytopathogenic	Phytomonas pisi
Bacillus pituitosi Loeffler 1887	Slimy milk	Zymogenic	Lactobacillus lactis pituitosi
Streptobacterium plantarum Orla Jensen 1919	Sour dough	Zymogenic	Lactobacillus plantari
Bacillus plicatus Zimmermann	Water	Saprophytic	Flavobacterium plicatum
Bacillus plicatus Copeland 1909	Water	Saprophytic orange	Flavobacterium plicatum
Bacillus plymouthensis Fischer 1887	Water	Saprophytic red	Serratia plymouthensis
Bacterium pneumoniae friedlanderi	Pneumonia	Pathogenic	Klebsiella pneumoniae
Bacterium pneumoniae agilis Schou	Pneumonia of rabbit	Pathogenic	Not identified
Hyalococcus pneumoniae Schroeter 1886	Pneumonia	Pathogenic	Klebsiella pneumoniae
Bacterium pneumoniae cruposae Zopf 1885	Pneumonia	Pathogenic	Klebsiella pneumoniae
Pneumonicoccus Friedlander 1882	Pneumonia	Pathogenic	Klebsiella pneumoniae
Pneumobacillus liquefaciens bovis Arloing	Lung of ox	Pathogenic	Achromobacter sp
Bacillus of pneumonia in turkeys MacFadyean	Turkeys	Pathogenic	Pasteurella meleagris
Bacillus pneumosepticus Klein 1889	Rusty sputum in pneumonia	Pathogenic	Not identified

TABLES OF MICRO-ORGANISMS —(*Continued*)

Original Name	*Where Found*	*Character*	*New Classification*
Bacillus pneumosepticus Babes, 1889	Blood, septic pneumonia	Pathogenic	Klebsiella pneumoniae
Bacterium pneumosintes Olitsky and Gates, 1921	Nasal secretions	Pathogenic	Dialister pneumosintes
Polyarthritisbacillus Poels	Arthritis in swine	Pathogenic	Not identified
Bacillus polymorphus Duclaux	Sour milk	Zymogenic	Aerobacter aerogenes
Pseudomonas polysaccharidarum Distaso	Soil	Decompose cellulose	Cellulomonas polysaccharidarum
Bacterium praepollens Maassen	Soil	Reduce nitrates to nitrites	Achromobacter praepollens
Bacillus primus fullesii Dyar, 1895	Water	Saprophytic	Achromobacter sp
Bacillus prodigiosus Ehrenberg 1839	Food materials	Saprophytic	Serratia marcesens
Monas prodigiosa Eisenberg 1839	Water	Saprophytic	Serratia marcescens
Bacillus proteus fluorescens Jaeger 1892	Water	Saprophytic greenish-gray	Pseudomonas jaegeri
Bacterium prumi Erw Smith, 1913	Black spot of plum peach etc	Phytopathogenic	Phytomonas prumi
Bacillus pseudoasiaticus Castellani	Intestinal tract	Pathogenic	Salmonella pseudoasiaticus
Bacillus pseudoasiaticus mobilis Castellani	Intestinal tract	Pathogenic	Salmonella mobilis
Bacillus pseudocarolinus Castellani	Intestinal tract	Saprophytic	Achromobacter pseudocarolinus
Bacillus pseudocoli Castellani	Intestinal tract	Zymogenic	Escherichia pseudocoli
Bacillus pseudocoliformis Castellani	Intestinal tract	Zymogenic	Escherichia pseudocoliformis
Bacillus pseudocoloides Castellani	Intestinal tract	Saprophytic	Escherichia pseudocoloides
Bacillus pseudocolumbensis Castellani	Intestinal tract	Zymogenic	Escherichia pseudocolumbensis
Escherichia pseudocoscorobae Castellani and Chalmers 1919	Disease of swans	Pathogenic	Escherichia pseudocoscorobae
Bacillus pseudoconjunctivitis Kartulis	Conjunctival secretions	Saprophytic, canary yellow	Flavobacterium sp
Bacillus of pseudodiphtheria Belfanti	Oral cavity	Saprophytic	Corynebacterium pseudodiphtheriticum
Bacterium pseudodysentericum Kruse 1901	Intestinal tract	Saprophytic	Escherichia pseudodysenteriae
Bacillus pseudoinfluenzae Kruse 1893	Bronchopneumonia	Nonspecific	Probably Hemophilus influenzae
Bacillus pseudomorgani Castellani	Intestinal tract	Pathogenic	Salmonella pseudomorgani
Bacillus pseudopneumonicus Passet, 1885	Pus	Pathogenic	Klebsiella pneumoniae
Bacillus pseudoramosus Distaso 1912	Intestinal tract	Saprophytic (anaerobic)	Bacteroides pseudoramosus
Bacillus pseudotuberculosis Pfeiffer	Viscera of horse	Pathogenic	Achromobacter sp
Bacillus pseudotuberculosis ovis Malassez and Vignal	Pseudotuberculosis of sheep	Pathogenic	Corynebacterium ovis
Bacillus pseudotyphosus Loessner	Liver abscess	Pathogenic	Salmonella sp
Bacillus pseudowesenbergi Castellani	Intestinal tract	Pathogenic	Salmonella aertrycke

TABLES OF MICRO-ORGANISMS.—*(Continued)*

Original Name	*Where Found*	*Character*	*New Classification*
Bacillus pritznitzi Castellani	Intestinal tract	Pathogenic	Eberthella pritznitzi
Bacterium psittacosis Nocard, 1893	Pneumonia of parrots	Pathogenic	Salmonella psittacosis
Bacillus puerperalis Engel and Spillmann	Puerperal sepsis	Pathogenic	Not identified
Bacterium pullorum Rettger, 1900	Septicemia of chicks	Pathogenic	Salmonella pullorum
Bacillus pullulans	Water	Saprophytic, yellow	Flavobacterium sp
Bacillus pulpae pyogenes Miller	Gangrenous tooth pulp	Pathogenic, yellow	Flavobacterium sp
Bacillus punctatus Zimmermann, 1890	Water	Saprophytic	Achromobacter punctatum
Bacterium punctatus sulfureum Zettnow 1915	Air	Saprophytic sulphur-yellow	Flavobacterium sulfureum
Bacillus of purpura hemorrhagica Babes and Kolb	Viscera of purpura cadaver	Pathogenic yellow	Flavobacterium sp
Bacillus of purpura hemorrhagica Kolb	Cadavers	Pathogenic	Klebsiella pneumoniae
Bacillus of purpura hemorrhagica Tizzoni and Giovanni	Blood	Pathogenic yellow	Flavobacterium sp
Bacillus pusilus Kellerman, 1912	Soil	Zymogenic	Cellulomonas pusila
Bacterium putidum Frick and Dyar	Air, water	Saprophytic yellow	Flavobacterium sp
Bacillus putredinis Davaine	Decaying plants	Saprophytic	Not identified
Bacillus putrificus coli Bienstock	Water, feces	Zymogenic	Escherichia coli
Bacillus of pyemia Beltzow	Blood in pyemia	Pathogenic	Not identified
Bacillus pyocinnabareus Ferchmin	Pus	Saprophytic reddish-yellow	Serratia sp
Bacillus pyocyaneus Gessard 1882	Pus	Pathogenic	Pseudomonas aeruginosa
Bacillus pyogenes bovis	Pseudotuberculosis of cattle	Pathogenic	Corynebacterium pseudotuberculosis
Bacillus pyogenes foetidus Passet, 1885	Rectal abscess	Pathogenic	Eberthella pyogenes
Bacillus pyogenes foetidus liquefaciens Lanz, 1893	Brain abscess	Saprophytic, citron yellow	Flavobacterium sp
Bacillus pyogenes minutissimus Kruse, 1886	Pus	Pathogenic	Flavobacterium sp
Bacillus pyogenes soli Bolton	Exudates of rat inoculated with soil	Saprophytic	Not identified
Bacillus pyogenes suis	Abscesses in hogs	Pathogenic	Pasteurella suiseptica
Erythrobacillus pyosepticus Fortineau, 1904	Isolated from clothing	Saprophytic, vermilion	Serratia pyoseptica
Bacterium pyriforme Hansen	Air	Saprophytic	Not identified
Bacillus guillebeau (e) v Freudenreich	Ropy milk	Zymogenic	Aerobacter aerogenes
Bacterium racemosum Zettow, 1915	Air	Saprophytic, light yellow	Flavobacterium racemosum
Bacillus radiatus aquatilis Copeland, 1909	Water	Saprophytic, orange	Flavobacterium radiatum
Bacillus radiciformis Tataroff	Water	Saprophytic	Not identified
Bacterium radiobacter	Soil	Reduce nitrates to nitrogen	Achromobacter radiobacter

TABLES OF MICRO-ORGANISMS —(*Continued*)

Original Name	*Where Found*	*Character*	*New Classification*
Bacillus ranicida Ernst	Frogs dead of septicemia	Pathogenic	Klebsiella ciprinicida
Aplanobacter rathayi Erw Smith, 1913	Disease of orchard grass	Phytopathogenic	Phytomonas rathayi
Bacterium recti Ford, 1901	Intestinal tract	Saprophytic	Alcaligines recti
Bacillus recuperatus Wright, 1894	Water	Saprophytic	Not identified
Bacillus refractans Wright, 1894	Water	Saprophytic	Achromobacter refractans
Bacillus reticularis Jordan, 1890	Sewage	Saprophytic	Achromobacter reticularum
Bacterium rettgeri Hadley, 1918	Fowl typhoid	Pathogenic	Eberthella rettgeri
Bacillus rheumarthritidis Kuessmaul	Effusion in joints	Nonpathogenic	Not identified
Rhine water bacillus of Burri, 1894	Water	Saprophytic orange	Flavobacterium rheni
Bacillus rhinitis atrophicus	Nasal secretions	Saprophytic	Not identified
Rhinoscleroma bacillus v Fritsch 1882	Rhinoscleroma	Pathogenic	Klebsiella rhinoscleromatis
Bacillus rhinoscleromatis Cornil and Alvarez 1883	Rhinoscleroma	Pathogenic	Klebsiella rhinoscleromatis
Bacillus rhodochrous Dyar 1895	Air	Saprophytic rose	Serratia sp
Bacillus rodonatus Ravenel 1896	Soil	Saprophytic	Achromobacter rodonatum
Bacillus rossicus Kellerman 1912	Soil	Zymogenic	Cellulomonas rossica
Bacillus I of Roth	Old rags	Pathogenic	Escherichia coli
Bacillus II of Roth	Old rags	Saprophytic yellow	Flavobacterium sp
' Der rothe bacillus ' Lustig	Water	Saprophytic	Serratia sp
Bacillus rubefaciens Zimmermann, 1890	Water	Saprophytic	Serratia rubefaciens
Bacillus rubellus Okada 1892	G pig inoc with dust	Saprophytic	Serratia sp
Bacillus ruber Frank 1873	Water	Saprophytic	Serratia ruber
Bacillus ruber Miquel, 1903	Water	Saprophytic violet-red	Serratia miquelii
Bacillus ruber kiliensis Breunig 1888	Water	Saprophytic	Serratia kiliensis
Bacillus ruber balticus Kruse 1896	Water	Saprophytic orange-red	Serratia kiliensis
Bacillus ruber ovatus Bruyning	Blighted sorghum	Phytopathogenic	Serratia sp
Bacillus ruber sardinae Du Bois Saint Sevrin 1894	Sardine oil	Saprophytic, carmine-red	Probably Serratia salinaria
Bacillus rubescens Lankester	Water	Saprophytic, purple	Chromobacterium sp
Bacillus rubes ens Jordan, 1890	Sewage	Saprophytic pink	Serratia sp
Bacillus rubidus Eisenberg	Water	Saprophytic	Serratia sp
Bacillus rubifaciens Zimmermann, 1890	Water	Saprophytic, wine red	Serratia rubifaciens
Bacillus rubricus Hefferan 1903	Water	Saprophytic pink	Serratia rubrica
Bacillus rubropertinctus Grüss berger, 1899	Butter	Saprophytic, vermillion red	Serratia rubropertincta
Bacillus rufus Hefferan, 1903	Water	Saprophytic, pink	Serratia rufa
Bacillus rugosus Conn, 1893	Milk	Saprophytic	Achromobacter rugosum

TABLES OF MICRO-ORGANISMS —(*Continued*)

Original Name	*Where Found*	*Character*	*New Classification*
Bacillus rugosus Wright 1894	Water	Saprophytic	Pseudomonas rugosa
Bacillus rutilescens Hefferan 1902	Water	Saprophytic, pink	Serratia rutilescens
Bacillus rutilus Hefferan 1903	Water	Saprophytic, brownish-red	Serratia rutilis
Bacterium sacrophilum Dubois	Phosphorescent flesh	Photogenic	Photobacterium sacrophilum
Pseudomonas salinaria Harrison and Kennedy, 1922	Dried codfish	Saprophytic, pale pink	Serratia salinaria
Bacillus salivae minutissimus Wilde, 1896	Saliva	Pathogenic	Not identified
Bacillus salmoneus Dyar, 1895	Air	Saprophytic, salmon-pink	Serratia sp
Bacterium salmonica Emmerich and Weibel 1884	Trout disease	Pathogenic	Pasteurella salmonicida
Bacillus sanguinia typhi Brannan and Cheesman	Blood, typhoid fever	Pathogenic	Probably Eberthella typhi
Bacterium sanguinarium Smith and Moore 1896	Infectious leukemia of fowls	Pathogenic	Salmonella gallinarum
Bacillus saprogenes II Rosenbach	Feet foul sweat	Pathogenic	Proteus vulgaris
Bacillus sarraceni cola Dyar	Leaf of pitcher plant	Saprophytic	Not identified
Bacillus satellitis	Intestinal ulcers, typhoid fever	Nonpathogenic	Not identified
Bacterium savastonoi Erw Smith 1908	Tubercle on olive trees	Phytopathogenic	Phytomonas savastonoi
Bacillus of scarlet fever Crooke	Throat in scarlet fever	Nonpathogenic	Not identified
Bacillus schaefferi v Freudenreich	Intestinal tract	Zymogenic	Escherichia schaefferi
Bacillus of Schimmelbusch	Noma	Pathogenic	Not identified
Bacterium schirokikhi Jensen 1898	Horse manure	Saprophytic yellowish	Flavobacterium schirokikhi
Bacillus of Schou	Pneumonia in rabbits	Pathogenic	Achromobacter sp
Urobacillus schutzenbergii Miquel, 1889	Sewage	Zymogenic	Achromobacter sp
Bacillus scissus Frankland, 1889	Soil	Saprophytic	Pseudomonas scissa
Bacillus of seborrhea Sabourand	Hair and scalp	Saprophytic, red	Serratia sp
Bacillus secalis Burrill	Bacteriosis of Indian corn	Phytopathogenic	Phytomonas secala
Bacillus secundus fullesii Dyar, 1895	Air	Saprophytic	Not identified
Bacillus, seidenglänzender," Tataroff, 1891	Water	Saprophytic	Not identified
Bacillus of senile gangrene Tricomi	Blood, senile gangrene	Pathogenic	Not identified
Bacillus septicaemiae anserum exudativae Reimer, 1904	Septicemia of young geese	Pathogenic	Eberthella septicaemiae
Bacillus septicaemiae haemorrhagicae Sternberg	Blood in septicemia	Pathogenic	Pasteurella cuniculicida
Proteus septicus Babes	Autopsy, septicemia	Pathogenic	Proteus vulgaris
Bacillus septicus acuminatus Babes, 1889	Blood, septic infection	Pathogenic	Pasteurella cuniculicida
Bacillus septicus agrigenus Nicolaier	Soil	Pathogenic	Pasteurella cuniculicida

TABLES OF MICRO ORGANISMS —(*Continued*)

Original Name	*Where Found*	*Character*	*New Classification*
Bacillus septicus keratomalaciae Babes	Cadaver septicemia	Pathogenic	Escherichia coli
Bacillus septicus putidus Roger 1891	Cholera cadaver	Pathogenic	Proteus sp
Bacillus septicus sputi Kreibohm	Saliva	Pathogenic	Probably Diplococcus pneumoniae
Bacillus septicus sputigenus Fluegge	Saliva	Pathogenic	Diplococcus pneumoniae
Bacillus septicus ulceris gangrenae Babes 1889	Cadaver gangrene	Pathogenic yellow	Flavobacterium sp
Bacillus sinosus Wright 1894	Water	Saprophytic	Achromobacter sinosum
Bacillus smaragdinus foetidus Reiman 1900	Nasal secretions in ozena	Saprophytic fluorescent	Pseudomonas smaragdina
Bacillus smaragdinus foetidus Reiman	Nasal secretions	Pathogenic	Klebsiella ozoenae
Bacillus smaragdinus phosphorescens Katz 1891	Luminous fish	Photogenic	Photobacterium smaragdinus
Bacterium solanacearum Erw Smith 1896	Brown rot of solanaceae	Phytopathogenic	Phytomonas solanaceara
Bacillus solanisaprus Harrison 1907	Soft rot of potato	Phytopathogenic	Erwinia solanisapra
Bacterium solare Lehmann and Neumann 1896	Water	Saprophytic pale yellow	Flavobacterium solare
Bacillus solitarius Ravenel 1896	Soil	Saprophytic	Alcaligines solitarius
Bacillus sorghi Kellerman and Swingle	Sorghum blight	Phytopathogenic	Phytomonas sorghi
Bacillus of Southern cattle plague F S Billings	Blood of cattle in Texas fever	Pathogenic	Pasteurella bovisepticа
Bacterium soya Saito 1907	Soya mash	Zymogenic	Lactobacillus soya
Bacillus spiniferus Unna and Tommasoli 1890	Eczema	Saprophytic yellow	Flavobacterium sp
Bacillus of sporadic pneumonia in cattle Smith	Cattle	Pathogenic	Not identified
Bacillus sputigenus crassus Kreibohm	Sputum	Pathogenic	Not identified
Bacillus sputigenes tenuis Pansini	Catarrhal pneumonia	Pathogenic yellow	Flavobacterium sp
Bacillus stearophilus Weinzirl 1919	Canned pumpkin	Saprophytic	Achromobacter stearophilum
Aplanobacter stewarti Erw Smith 1920	Blight of maize	Phytopathogenic	Phytomonas stewarti
Bacillus striatus albus von Besser	Nasal secretion	Saprophytic	Probably Corynebacterium pseudodiphtheriticum
Bacillus striatus flavus von Besser	Nasal secretion	Saprophytic	Flavobacterium sp
Bacillus striatus viridans Ravenel 1896	Soil	Saprophytic	Pseudomonas striata
Bacillus stolonatus Adametz and Wichmann 1888	Water	Saprophytic	Flavobacterium stolonatum
Bacillus stoloniferus Pohl 1892	Marsh water	Saprophytic	Achromobacter stoloniferum
Bacillus stützeri Lehmann and Neumann 1895	Soil	Saprophytic	Achromobacter stutzeri
Flavobacterium suaveolens Soppeland	Creamery waste	Zymogenic	Flavobacterium suaveolens

TABLES OF MICRO-ORGANISMS.—*(Continued)*

Original Name	*Where Found*	*Character*	*New Classification*
Pseudomonas subcreta McBeth, 1912	Soil	Zymogenic	Cellulomonas subcreta
Bacillus subflavus Zimmermann, 1890	Water	Saprophytic	Flavobacterium sp.
Bacillus subochraceus Dyar, 1895	Air	Saprophytic, orange	Flavobacterium sp.
Bacterium subrufum Burri and Staub	Swiss cheese	Saprophytic, red	Serratia sp.
Bacillus of sugar beet disease Arthur and Golden	Sugar beets	Saprophytic	Not identified
Bacterium suipestifer Kruse, 1896	Hog cholera	Pathogenic	Salmonella suipestifer
Bacillus suisepticus Loeffler and Schütz, 1886	Swine plague	Pathogenic	Pasteurella suiseptica
Bacillus suipestifer Salmon and Smith, 1885	Hog cholera	Pathogenic	Salmonella suipestifer
Bacillus sulph-hydrogenus Miquel	Water	Zymogenic	Not identified
Bacillus sulcatus liquefaciens Kruse	Water	Saprophytic, yellow-brown	Flavobacterium sp.
Bacillus sulphureum Rosenheim	Urine	Zymogenic	Not identified
Bacillus sulphureum I Holschewnikoff	Urine	Saprophytic	Proteus sp.
Bacillus sulphureum II Holschewnikoff	Mud	Saprophytic	Not identified
Bacillus superficialis Jordan, 1890	Sewage	Saprophytic	Not identified
Bacillus of swine plague Rietsch and Jobert, 1888	Swine plague	Pathogenic	See B. marsiliensis
Bacillus sycociferus foetidus Jordan	Hair in sycosis	Pathogenic	Not identified
Bacterium tachyctonum Fischer, 1894	Feces in cholera nostras	Pathogenic	Not identified
Eberthus talavensis Castellani and Chalmers, 1919	Intestinal tract	Zymogenic	Eberthella talavensis
Bacillus tangallensis Castellani	Intestinal tract	Pathogenic	Eberthella tangallensis
Bacillus tardigradus Detmers	Water	Saprophytic	Not identified
Bacillus tardus Castellani	Intestinal tract	Saprophytic	Achromobacter tardus
Bacillus tartaricus Grimbert and Fiquet	Fermenting calcium tartrate sol.	Zymogenic	Aerobacter sp.
Bacillus tenuis spatuliformis Distaso, 1911	Intestinal tract	Saprophytic (anaerobic)	Bacteroides tenuis
Bacillus tenuis sputigenus Pansini	Sputum	Pathogenic	Klebsiella pneumoniae
Bacterium termo Dallinger and Drysdale	Putrefactive materials	Zymogenic	Not identified
Bacterium termo Macé	Water	Saprophytic	Not identified
Bacterium termo Reincke and Berthold	Putrefying materials	Zymogenic	Probably Proteus vulgaris
Bacterium termo Vignal	Saliva	Saprophytic, yellowish-green	Pseudomonas sp.
Bacillus theta Dyar, 1895	Air	Saprophytic, yellow	Flavobacterium sp.
Bacillus thetaiotaomicron Distaso, 1912	Intestinal tract	Saprophytic (anaerobic)	Bacteroides thetaiotaomicron
Bacterium tholoideum Gessner	Feces	Pathogenic	Aerobacter aerogenes

TABLES OF MICRO-ORGANISMS.—(*Continued*)

Original Name	*Where Found*	*Character*	*New Classification*
Bacillus tiogensis Wright, 1894	Water	Saprophytic	Achromobacter tiogense
Bacillus of Tommasoli	Hair	Pathogenic	Not identified
Bacillus tracheiphilus Erw. Smith, 1911	Wilt of Curcubitae	Phytopathogenic	Erwinia tracheiphila
Pseudomonas tralucida Kellerman, 1912	Soil	Zymogenic	Cellulomonas tralucida
Bacillus tremelloides Schottelius, 1890	Water	Saprophytic, yellow	Flavobacterium sp.
Bacillus tremelloides Copeland, 1909	Water	Saprophytic, yellow	Flavobacterium tremelloides
Bacillus tremulus Koch	Vegetable infusions	Saprophytic	Not identified
Bacillus of trichorrhexis nodosa Markusfeld	Diseased hair	Zymogenic	Not identified
Bacillus of tricoma	Senile gangrene	Pathogenic	Achromobacter sp.
Pseudomonas trifoli Huss, 1907	Clover hay	Saprophytic, yellowish	Flavobacterium trifolium
Bacillus "Trommelschlegel," Ravenel, 1896	Soil	Saprophytic	Bacillus pseudotetanicus
Bacillus of tuberculosis of vines	Grape vine disease	Phytopathogenic	Not identified
Bacterium tularense McCoy and Chapin, 1910	Tularemia	Pathogenic	Pasteurella tularensis
Bacterium tumefaciens Smith and Townsend, 1907	Crown gall on Paris daisy	Phytopathogenic	Phytomonas tumefaciens
Bacillus turcosus Zimmermann, 1894	Water	Saprophytic, yellow	Flavobacterium turcosum
Bacillus tussis convulsivae Afanassieff, 1887	Sputum in pertussis	Pathogenic	Bacteroides sp
Bacillus typhi Cohn, 1886	Typhoid fever	Pathogenic	Eberthella typhi
Bacillus typhi abdominales Eberth, 1880	Typhoid fever	Pathogenic	Eberthella typhi
Bacterium typhimurium Loeffler, 1892	Mouse typhoid	Pathogenic	Salmonella typhimurium
Vibrio typhosus Trevisan, 1889	Typhoid fever	Pathogenic	Eberthella typhi
Bacillus typhosus Zopf, 1885	Typhoid fever	Pathogenic	Eberthella typhi
Bacillus ubiquitus Jordan, 1890	Sewage	Saprophytic	Achromobacter ubiquitum
Bacterium udus Kellerman, 1912	Soil	Saprophytic	Cellulomonas uda
Bacterium ulna Vignal	Saliva	Saprophytic	Not identified
Bacillus of Uptadel	Intestinal tract	Pathogenic, yellow	Flavobacterium sp.
Bacterium ureae I Burri	Soil	Reduce urea	Achromobacter sp.
Bacterium ureae Leuba	Soil	Reduce urea	Achromobacter sp.
Bacillus ureae Jaksch	Ammoniacal urine	Zymogenic	Not identified
Bacillus uvae Cugini and Macchiati	Diseased grapes	Saprophytic, honey-yellow	Flavobacterium sp.
Bacillus vacuolatus Dyar	Bladders of Utricularia vulgaris	Saprophytic	Not identified
Bacillus vaginae Doederlein	Vaginal secretions	Zymogenic	Lactobacillus sp.
Bacillus valeriei Boycott, 1906	In paratyphoid fever	Pathogenic	Proteus valereae

TABLES OF MICRO-ORGANISMS —(*Continued*)

Original Name	*Where Found*	*Character*	*New Classification*
Bacillus variabilis Distaso, 1912	Intestinal tract	Saprophytic (anaerobic)	Bacteroides variabilis
Bacillus varicosus conjunctivae Gombert	Conjunctiva	Pathogenic	Not identified
Bacillus variegatus Distaso, 1912	Intestinal tract	Saprophytic (anaerobic)	Bacteroides variegatus
Bacillus of variola Cose and Felly	Small pox vesicles	Nonspecific	Not identified
Bacillus vascularis Sternberg	Yellow fever cadaver	Saprophytic	Not identified
Bacterium vascularum Cobb, 1893	Disease of sugar cane	Phytopathogenic	Phytomonas vascularum
Salmonella veboda Castellani and Chalmers 1919	Intestinal tract	Zymogenic	Salmonella veboda
Escherichia vekanda Castellani and Chalmers, 1919	Intestinal tract	Zymogenic	Escherichia vekanda
Bacillus venosus Vaughan, 1892	Water	Saprophytic	chromobacter venosum
Bacillus venosus brevis Vaughan	Water	Pathogenic	chromobacter sp
Bacillus venosis invisibilis Vaughan	Water	Pathogenic	Achromobacter sp
Bacillus venosus liquefaciens Vaughan	Water	Pathogenic	Flavobacterium sp
Bacillus ventriculi Raczynski, 1888	Stomach of dog	Saprophytic	Achromobacter sp
Micrococcus vermiformis Maschek, 1887	Water	Saprophytic, yellow	Flavobacterium sp
Bacillus vermiformis Ward, 1892	Ginger beer	Zymogenic	Not identified
Bacillus of verruga peruvana Izquierdo	Nodules Peruvian wart	Nonpathogenic	Not identified
Bacterium vesiculiformans Henrici 1894	Cheese	Saprophytic	Escherichia vesiculiformans
Bacillus vesiculosis Henrici	Intestinal tract	Zymogenic	Escherichia vesiculosis
Bacterium viginae Gardner and Kendrick, 1923	Leaf spot of cow peas	Phytopathogenic	Phytomonas viginae
Bacterium violaceum Bergonzini, 1881	Putrefying egg albumen	Saprophytic, violet	Chromobacterium violaceum
Bacillus violaceus Becker	Water	Saprophytic	Chromobacterium sp
Bacillus violaceus Frankland, 1889	Water	Saprophytic	Chromobacterium sp
Bacillus violaceus laurentius Jordan 1890	Water	Saprophytic	Chromobacterium sp
Bacillus violaceus sacchari Ager and Dyar	Air	Saprophytic, violet	Chromobacterium sp.
Bacillus virens van Tieghem	Water	Saprophytic	Pseudomonas sp
Bacillus virescens Frick, 1889	Green sputum	Nonpathogenic	Pseudomonas virescens
Bacillus viridans Symmers, 1891	Water	Saprophytic, green	Pseudomonas viridans
Bacillus viridescens liquefaciens Ravenel, 1896	Soil	Saprophytic	Pseudomonas sp
Bacillus viridescens nonliquefaciens Ravenel, 1896	Soil	Saprophytic	Pseudomonas sp
Bacterium viridifaciens Tisdale, 1923	Bacterial spot of lima beans	Phytopathogenic	Phytomonas viridifaciens
Bacterium viridilividum Brown, 1915	Disease of lettuce	Phytopathogenic	Phytomonas viridilivida

TABLES OF MICRO ORGANISMS —(*Continued*)

Original Name	*Where Found*	*Character*	*New Classification*
Bacillus viridis Lesage	In green diarrhea of children	Saprophytic green	Pseudomonas sp
Bacillus viridis van Tieghem	Water	Saprophytic	Pseudomonas sp
Bacillus viridis flavus Frick 1890	Water	Saprophytic	Pseudomonas sp
Bacillus viridis pallescens Frick 1890	Water	Saprophytic	Pseudomonas pallescens
Eberthella viscosa Snyder 1923	Joint ill in foals	Pathogenic	Eberthella viscosa
Bacterium visco coccoideum Buchanan and Hammer	Ropy milk	Zymogenic	Achromobacter viscosum
Bacterium visco fucatum Harrison and Barlow 1905	Oily butter	Saprophytic violet	Chromobacterium viscofucatum
Bacillus visco symbioticum Buchanan and Hammer 1923	Milk	Zymogenic	Achromobacter viscosymbioticum
Bacterium viscosum Groenewege	Soil	Denitrifying	Achromobacter viscosum
Bacillus viscosus Van Laer 1889	Ropy beer	Zymogenic	Not identified
Bacillus viscosus cerevisiae Van Laer 1889	Ropy beer and milk	Zymogenic	Not identified
Bacillus viscosus lactis Conn	Ropy milk	Zymogenic	Achromobacter viscosum
Bacillus viscosus saccari Kramer 1889	Saccharine fluids	Zymogenic	Achromobacter sp
Bacillus viscosus vini Kramer 1889	Ropy wine	Zymogenic	Achromobacter sp
Bacterium vitians Brown 1918	Disease of lettuce	Phytopathogenic	Phytomonas vitians
Proteus vulgaris Hauser 1885	Putrefying materials	Zymogenic	Proteus vulgaris
Salmonella watareka Castellani and Chalmers 1920	Intestinal tract	Zymogenic	Salmonella watareka
Bacillus wehmeri Henneberg 1904	Molasses	Zymogenic	Loctobacillus wehmeri
Bacillus of Weigmann 1894	Bitter milk	Zymogenic	Achromobacter sp
Bacillus weisser Tataroff 1891	Water	Saprophytic	Achromobacter sp
Bacillus werahensis Castellani	Intestinal tact	Zymogenic	Escherichia werahensis
Bacillus wesenbergi Castellani	Intestinal tract	Zymogenic	Escherichia wesenbergi
Bacillus wesenbergoides Castellani	Intestinal tract	Zymogenic	Escherichia wesenbergoides
Bacillus white Maschek	Water	Saprophytic	Achromobacter sp.
Bacillus willegodai Castellani	Intestinal tract	Pathogenic	Salmonella willegodai
Solmonella woliniae Castellani and Chalmers 1919	Intestinal tract	Zymogenic	Salmonella woliniae
Bacillus X of Pritchett and Stillman 1919	Influenza	Pathogenic	Hemophilus haemolyticus
Bacillus X of Sternberg	Yellow fever cadavus	Pathogenic	Escherichia coli
Pseudomonas xanthe Zettow 1915	Air	Saprophytic yellow	Flavobacterium xanthium
Bacillus xanthochlorus Schuster 1912	Potato rot in Germany	Phytopathogenic	Phytomonas xanthochlora
Bacillus yellow Lustig	Water	Saprophytic	Flavobacterium sp
Bacillus of Yersin			See B pestis bubonicae
Bacillus zeae Burrill 1889	Bacteriosis of Indian corn	Phytopathogenic	Achromobacter zeae
Proteus zenkeri Hauser 1885	Decomposing materials	Zymogenic	Kurthia zenkeri

TABLES OF MICRO-ORGANISMS —(*Continued*)

Original Name	*Where Found*	*Character*	*New Classification*
Bacillus zeta Dyar, 1895	Air	Saprophytic, orange-red	Serratia sp
Bacillus zeylandicus Castellani	Intestinal tract	Saprophytic	Alcoligenes zeylandicus
Bacillus zopfius Kurth, 1883	Decomposing materials	Zymogenic	Kurthia zopfii
Bacillus zurnianus List 1885	Water	Zymogenic	Achromobacter sp
FAMILY BACILLACEAE			
Bacillus of Achalme	Joints in rheumatism	Pathogenic	Clostridium welchii
Bacillus acidi-urici Liebert	Soil	Decomposes uric acid	Clostridium sp
Bacillus adhaerens Ford, 1916	Soil	Saprophytic	Bacillus adhaerens
Bacillus aerofoetidus Weinberg and Seguin, 1916	Soil	Anaerobic zymogenic	Clostridium aerofoetidum
Bacillus aerogenes capsulatus Welch and Nuttall, 1892	Gas gangrene	Anaerobic zymogenic	Clostridium welchii
Bacillus aerophilus Liborius	Air and water	Saprophytic, greenish-yellow	Bacillus aerophilus
Bacillus aerothermophilus Weinzirl, 1919	Canned string beans	Thermophilic	Bacillus aerothermophilus
Bacillus of Afanassieff	Whooping cough	Saprophytic	Bacillus sp
Bacillus agri Ford 1916	Soil	Saprophytic	Bacillus agri
Bacillus albuminis Bienstock, 1884	Feces,	Saprophytic	Bacillus albuminis
Bacillus albuminus Schroeter, 1886	Soil	Saprophytic	Bacillus sphaericus
Bacillus albus anaerobiescens Vaughan	Water	Saprophytic	Clostridium sp
Alcohol bildendes clostridium Schardinger, 1907	Soil	Anaerobic, zymogenic	Clostridium butyricum
Bacterium aliphaticum Tansz and Peter	Soil	Decompose hydrocarbons	Bacillus aliphaticus
Bacillus allantoides L Klein, 1889	Air	Saprophytic	Bacillus sp
Bacillus alvei Chesshire and Cheyne	European foul brood of bees	Saprophytic	Bacillus alvei
Bacillus amarifaciens Bleisch, 1893	Milk	Saprophytic	Bacillus lactis
Clostridium americanum Pringsheim 1906	Soil	Anaerobic, zymogenic	Clostridium butyricum
Bacillus amarus Hammer, 1919	Milk	Saprophytic	Bacillus amarus
Bacillus amylobacter Bredemann, 1909	Soil	Anaerobic, zymogenic	Clostridium butyricum
Bacillus amylobacter Gruber, 1887	Soil	Anaerobic, zymogenic	Clostridium butyricum
Bacillus amylobacter Van Senus	Fermenting cellulose	Zymogenic	Probably Clostridium butyricum
Bacillus amylobacter van Tieghem, 1879	Soil	Anaerobic, zymogenic	Clostridium butyricum
Bacillus "amylocyme" Perdrix, 1891	Water	Zymogenic	Clostridium putrificum
Bacterium anaerobicum Fluegge, 1886	Milk	Zymogenic	Clostridium sp.
Bacillis anaerobicus alcaligines Debono, 1912	Intestinal tract	Anaerobic, zymogenic	Clostridium alcaligines

TABLES OF MICRO-ORGANISMS.—(*Continued*)

Original Name	*Where Found*	*Character*	*New Classification*
Bacillus anaerobius liquefaciens Sternberg	Intestines yellow fever cadaver	Nonpathogenic	Clostridium sp.
Bacillus anthracis Koch, 1876	Anthrax	Pathogenic	Bacillus anthracis
Bacillus anthracis claviformis Chauveau and Phisalix	Anthrax	Pathogenic	Bacillus sp.
Bacterium anthracoides Hueppe, 1896	Soil	Sarpophytic	Bacillus megaterium
Astasia asterosporus Meyer, 1897	Soil	Saprophytic	Bacillus asterosporus
Bacillus aterrimus Lehmann and Neumann	Soil	Saprophytic	Bacillus aterrimus
Bacillus aureus Pansini, 1890	Stomach contents	Saprophytic	Bacillus laticola
Bacillus badus Batchelor, 1919	Soil	Saprophytic	Bacillus terminales
Bacillus baccarinii Macchiati, 1898	Grape vine disease	Anaerobic, phyto-pathogenic	Clostridium baccarinii
Bacillus bifermentans sporogenes Tissier and Martelly, 1902	Soil	Anaerobic, zymogenic	Clostridium bifermentans
Bacillus bipolaris Burchard, 1897	Soil	Saprophytic	Bacillus cohaerens
Bradsotbacillus	Braxy in sheep	Pathogenic	Clostridium chauvei
Bacillus botulinus Van Ermengem, 1896	Botulism	Aerobic, pathogenic	Clostridium botulinum
Bacillus brassicae Pommer, 1886	Soil	Saprophytic	Bacillus mycoides
Bacillus brevis Migula, 1900	Soil	Saprophytic	Bacillus brevis
Bacillus brevis O Fluegge, 1894	Milk	Saprophytic	Bacillus ellenbachiensis
Buttersaurebacillus Grassberger and Schattenfroh, 1902	Soil	Anaerobic, zymogenic	Clostridium butyricum
Butylbacillus E. Buchner, 1885	Soil	Anaerobic, zymogenic	Clostridium butyricum
Granulobacter butylicum Beijerinck, 1896	Soil	Anaerobic, zymogenic	Clostridium butyricum
Amylobacter butylicus Duclaux, 1895	Soil	Anaerobic, zymogenic	Clostridium butyricum
Bacillus butylicus Fitz, 1884	Soil	Anaerobic, zymogenic	Clostridium butyricum
Bacillus butyricus Botkin, 1892	Soil	Anaerobic, zymogenic	Clostridium butyricum
Clostridium butyricum Prazmowski, 1879	Soil	Anaerobic, zymogenic	Clostridium butyricum
Vibrion butyrique Pasteur, 1861	Soil	Anaerobic, zymogenic	Clostridium butyricum
Bacillus butyricus Bottein, 1892	Soil	Saprophytic	Bacillus sphaericus
Bacillus butyricus Hueppe, 1884	Soil	Saprophytic, zymogenic	Bacillus laticola
Bacillus calidus Blau, 1906	Soil	Thermophilic	Bacillus calidus
Bacillus calfactor Blau	Ensilage	Thermogenic	Bacillus calfactor
Bacillus capillaceus Wright	Water	Saprophytic	Bacillus capillaceus
Bacterium capitatum Davaine	Infusion of albuminous matter	Saprophytic	Bacillus sp.
Bacillus capri Meyer and Stapp	Soil	Reduce uric acid	Bacillus capri
Bacterium carotarum A. Koch, 1888	Carrots and beets	Saprophytic	Bacillus sp.
Bacterium casei Adametz, 1889	Cheese	Saprophytic	Bacillus mycoides

TABLES OF MICRO-ORGANISMS.—(*Continued*)

Original Name	*Where Found*	*Character*	*New Classification*
Bacillus catenulus Duclaux	Putrid urine	Saprophytic	Clostridium sp.
Bacillus cellulose dissolvens Khouvine, 1923	Intestinal tract	Anaerobic, zymogenic	Clostridium dissolvens
Bacillus cellulosum fermentans Werner	Retting flax	Zymogenic	Clostridium cellulosum
Bacillus centrosporogenes Hall, 1922	Soil	Anaerobic, zymogenic	Clostridium centrosporogenes
Bacillus centrosporus Ford, 1916	Intestines of child	Saprophytic	Bacillus centrosporus
Bacillus cereus Frankland	Air	Saprophytic	Bacillus cereus
Bacillus le charbon symptomatique du boeuf Arloing, Cornevin and Thomas, 1887	Symptomatic anthrax	Anaerobic, pathogenic	Clostridium chauvei
Bacillus chauvei Arloing, Cornevin and Thomas, 1887	Quarter evil	Pathogenic	Clostridium chauvei
Bacillus circulans Jordan, 1890	Soil	Saprophytic	Bacillus circulans
Bacillus coagulans Hammer, 1915	Milk	Saprophytic	Bacillus coagulans
Bacillus cobayae Meyer and Stapp	Soil	Reduce uric acid	Bacillus cobayae
Bacillus cochlearum Douglas, Fleming and Colebrook, 1919	Soil	Anaerobic, zymogenic	Clostridium cochlearum
Bacillus cohaerens Gottheil, 1901	Soil	Saprophytic	Bacillus cohaerens
Bacillus coprogenes foetidus Schottelius, 1885	Intestines of hogs	Zymogenic	Bacillus sp.
Bacillus crassus sputigenus Kreibohm	Saliva	Pathogenic	Bacillus sp.
Bacillus crinitus Wright	Water	Saprophytic	Bacillus crinitus
Bacillus cuneatus Rivolta	Carcasses of animals	Pathogenic	Clostridium sp
Bacillus cursor Burchard, 1898	Soil	Saprophytic	Bacillus ellenbachiensis
Vibrio cyanogenus Fuchs	Blue milk	Zymogenic	Bacillus syncyaneus
Bacillus cylindricus Blau, 1906	Soil	Thermophilic	Bacillus cylindricus
Bacillus cylindrosporus Burchard, 1897	Soil	Saprophytic	Bacillus cohaerens
Bacillus cytaseus McBeth, 1913	Soil	Saprophytic	Bacillus cytaseus
Bacillus danicus Löhnis and Westermann, 1908	Soil	Saprophytic	Bacillus danicus
Bacillus of Demme	Blood in erythema nodosum	Pathogenic	Bacillus sp.
Bacillus detrudens Wright	Water	Saprophytic	Bacillus detrudens
Urobacillus duclauxii Miquel	Soil	Reduce urea	Bacillus sp.
Bacillus egens Stoddard, 1919	Gas gangrene	Anaerobic, zymogenic	Clostridium egens
Bacillus ellenbachiensis Stutzer, 1898	Soil	Saprophytic	Bacillus ellenbachiensis
Bacillus emphysematosus Eug. Fraenkel, 1893	Gaseous phlegmon	Pathogenic	Clostridium welchii
Bacillus enteritidis sporogenes Klein	Feces	Anaerobic, zymogenic	Clostridium welchii
Bacillus erythrosporus Eidam	Putrefying egg albumen	Saprophytic	Bacillus sp.
Bacillus esterificans Maassen, 1899	Butter	Saprophytic	Bacillus esterificans

TABLES OF MICRO-ORGANISMS —(*Continued*)

Original Name	*Where Found*	*Character*	*New Classification*
Bacillus extorquens Bassalik	Soil	Dissolve silicates in rock	Bacillus sp
Bacillus fallax Weinberg and Sequin, 1915	Soil	Anaerobic zymogenic	Clostridium fallax
Bacillus felsineus Carbone	Soil	Zymogenic	Clostridium felsineum
Clostridium flabelliferum Sturges and Parsons	Packing house table	Zymogenic	Clostridium flabelliferum
Bacillus flavus Ford 1916	Soil	Saprophytic	Bacillus flavus
Bacillus filiformis Tils 1890	Water	Saprophytic	Bacillus cohaerens
Bacillus fissus Debono 1912	Intestinal tract	Anaerobic zymogenic	Clostridium fissum
Bacterium flexile Burchard 1897	Soil	Saprophytic	Bacillus megaterium
Bacillus flexus Batchlor 1919	Feces infants	Saprophytic	Bacillus flexus
Bacillus fluorescens Ford 1916	Soil and water	Saprophytic	Bacillus fluorescens
Clostridium foetidum Liborius	Soil	Zymogenic	Clostridium butyricum
Bacillus D of Foutin	Hailstone	Non pathogenic	Bacillus sp
Bacillus fragilis Veillon and Zuber	Intestinal tract	Anaerobic	Bacteroides fragilis
Urobacillus freudeureichii Miquel 1889	Soil	Zymogenic	Bacillus freudenreichii
Bacillus fusiformis Gottbeil 1901	Soil	Saprophytic	Bacillus fusiformis
Bacillus fusus Batchelor 1919	Feces infants	Saprophytic	Bacillus fusus
Gas-oedema bacillus of Aschoff 1918	Gas edema	Anaerobic Pathogenic	Clostridium oedematiens
Clostridium gelatinosum Loxa	Soil	Saprophytic	Bacillus sp
Bacterium gelatinosum b e t a e Glaser	Beets	Phytopathogenic	Bacillus sp
Bacillus geniculatus de Bary 1885	Soil	Saprophytic	Bacillus parvus
Bacillus geniosporus Burchard 1897	Soil	Saprophytic	Bacillus laticola
Clostridium giganteum Kentner 1906	Soil	Anaerobic zymogenic	Clostridium butyricum
Bacillus goniosporus Burchard	Soil	Saprophytic	Bacillus ellenbachiensis
Bacillus gracilis Zimmermann 1890	Water	Saprophytic	Bacillus sphaericus
Granulobacter saccharobutyricum Beijerinck 1893	Soil	Anaerobic zymogenic	Clostridium butyricum
Bacillus granulosus Russell 1892	Sea water	Saprophytic	Bacillus tumescens
Bacillus graveolens Gottheil 1901	Soil	Saprophytic	Bacillus graveolens
Bacillus guano Meyer and Stapp	Soil	Reduce uric acid	Bacillus guano
Bacillus gummosus Happ	Infusion of digitalis	Saprophytic	Bacillus sp
Clostridium der haufröste Behrens 1902	Retting flax	Anaerobic zymogenic	Clostridium butyricum
Bacterium hessii Guillebeau 1891	Slimy milk	Saprophytic	Bacillus hessii
Bacterium hirtum Henrici 1898	Cheese	Saprophytic	Bacillus megaterium
Bacillus histolyticus Weinberg and Segum 1916	Necrosis in wounds	Anaerobic pathogenic	Clostridium histolyticum
Bacillus hollandicus Meyer and Stapp	Soil	Reduce uric acid	Bacillus hollandicus

TABLES OF MICRO-ORGANISMS —(*Continued*)

Original Name	*Where Found*	*Character*	*New Classification*
Bacillus hominis capsulatus Bordoni-Uffreduzzi	Pus	Anaerobic	Clostridium sp
Bacillus ilidzensis capsulatus Karlinsky, 1895	Hot sulphur springs	Thermophilic	Bacillus sp
Bacillus imminutus McBeth, 1916	Soil	Saprophytic	Bacillus imminutus
Bacillus implexus Zimmermann	Soil and water	Saprophytic	Bacillus mycoides
Bacillus inflatus A Koch	Air contamination	Saprophytic	Bacillus sp
Bacillus intermedius	Milk	Saprophytic	Bacillus parvus
Bacillus intricatus Russell, 1892	Sea water	Saprophytic	Bacillus mycoides
Kartoffelbacillus Globig, 1888	Soil	Saprophytic	Bacillus globigii
Bacillus of Koubasoff	Carcinoma of stomach	Pathogenic	Bacillus sp
Bacillus lacteus Lembke, 1897	Soil	Saprophytic	Bacillus petasites
Bacillus lactimorbus Jordan and Harris, 1909	Soil ("trembles" of cattle)	Saprophytic	Bacillus lactimorbus
Bacillus lactis Fluegge, 1894	Milk	Saprophytic	Bacillus lactis
Bacillus lactis albus Eisenberg, 1891	Soil	Saprophytic	Bacillus cohaerens
Bacillus lactis albus Loeffler, 1887	Soil	Saprophytic	Bacillus albolactis
Bacillus lactis niger Gorini 1894	Soil	Saprophytic	Bacillus niger
Bacillus lactis peptonans Sterling	Pasteurized milk	Saprophytic	Bacillus sp
Bacillus lactis pruchii Conn, Esten and Stocking, 1906	Slimy milk	Anaerobic zymogenic	Clostridium pruchii
Bacillus lactis V Fluegge, 1891	Milk	Saprophytic	Bacillus laticola
Bacillus lactis X Fluegge, 1894	Milk	Saprophytic	Bacillus parvus
Granulobacter lactobutyricum Beijerinck, 1893	Soil	Anaerobic zymogenic	Clostridium butyricum
Bacillus laevis Frankland, 1887	Water	Saprophytic	Bacillus parvus
Bacillus laterosporus Ford 1916	Soil and water	Saprophytic	Bacillus laterosporus
Bacterium laticola Migula 1900	Soil	Saprophytic	Bacillus laticola
Bacillus latus Batchelor, 1919	Feces infants	Saprophytic	Bacillus latus
Bacillus leptodermis Burchard, 1897	Soil	Saprophytic	Bacillus parvus
Bacillus leptosporus L Klein, 1889	Air, soil	Saprophytic	Bacillus parvus
Bacillus of Letzerich	Urine in nephritis	Pathogenic	Bacillus sp
Bacillus limosus Russell, 1892	Sea water	Saprophytic	Bacillus ellenbachiensis
Bacillus liodermos Loeffler, 1886	Water and milk	Zymogenic	Bacillus sp
Bacillus liquefaciens parvus Luederitz, 1889	Mice inoculated with soil	Saprophytic	Clostridium sp
Bacillus liquefaciens magnus Luederitz	Soil	Zymogenic	Clostridium sp
Bacillus lobatus Bergey, 1919	Soil	Thermophilic	Bacillus lobatus
Bacillus losanitchi Georgevitch, 1910	Thermal spring	Thermophilic	Bacillus losanitchi
Urobacillus lubeii Viehoever	Soil	Reduce urea	See Bacterium ureae Leube

TABLES OF MICRO-ORGANISMS.—(*Continued*)

Original Name	*Where Found*	*Character*	*New Classification*
Clostridium luciliae Bengston, 1922	Larvae of Lucilia caesar	Anaerobic, pathogenic	Clostridium luciliae
Bacillus ludwigii Karlinsky, 1895	Hot sulphur springs	Thermophilic	Bacillus sp.
Bacillus luteus Smith and Baker, 1898	Beet sugar	Saprophytic	Bacillus luteus
Bacillus lutulentus Kern	Intestines of birds	Saprophytic	Bacillus ellenbachiensis
Bacillus luxosus Burchard, 1898	Soil	Saprophytic	Bacillus ellenbachiensis
Bacillus macerans Schardinger, 1904	Retting flax	Zymogenic	Bacillus macerans
Urobacillus maddoxii Miquel, 1889	Fermenting urine	Zymogenic	Clostridium maddoxii
Bacillus maidis Cuboni, 1889	Feces of pellagra patients	Saprophytic	Bacillus sp.
Bacillus malariae Klebs-Tommasi-Crudeli	Soil	Saprophytic	Bacillus sp.
Bacillus megaterium De Bary, 1884	Soil	Saprophytic	Bacillus megaterium
Bacillus melanosporus Eidam	Air	Saprophytic	Bacillus sp.
Bacillus mesentericus Fluegge, 1886	Soil	Saprophytic	Bacillus mesentericus
Bacillus mesentericus niger Biel and Lunt	Potatoes, soil	Saprophytic	Bacillus teres
Bacillus mesentericus panis viscosus Vogel, 1897	Dough	Saprophytic	Bacillus panis
Bacillus mesentericus ruber Globig, 1888	Water and soil	Saprophytic	Bacillus globigii
Bacillus mesentericus vulgatus Fluegge, 1886	Water and soil	Saprophytic	Bacillus vulgatus
Bacillus mucosus Klein, 1901	Slimy milk	Anaerobic, zymogenic	Clostridium kleinii
Bacillus multifermentans tenalbus Stoddard, 1919	Soil	Anaerobic, zymogenic	Clostridium multifermentans
Bacillus muscoides Liborius, 1886	Water	Saprophytic	Clostridium sp.
Bacillus musculi Meyer and Stapp	Soil	Reduce uric acid	Bacillus musculi
Bacillus mycoides Fluegge, 1886	Soil	Saprophytic	Bacillus mycoides
Bacillus mycoides roseus Scholl	Soil	Saprophytic	Bacillus sp.
Bacillus natans Kern, 1896	Soil, intestines of birds	Saprophytic	Bacillus simplex
Bacterium navicula Reinke and Berthold, 1879	Soil	Anaerobic, zymogenic	Clostridium butyricum
Bacillus neigeux Costa and Troisier, 1915	Soil	Anaerobic, pathogenic	Clostridium oedematiens
Planobacillus nitrofigens Boudorff	Soil	Nitrogen fixing	Bacillus nitrofigans
Bacillus nitroxus Beijerinck and Minkman	Soil	Reduce nitrates	Clostridium nitroxum
Bacillus nodulificans Langer	Necrosis of liver in calves	Pathogenic	Salmonella sp.
Bacillus nondiastaticus Bergey, 1919	Soil	Thermophilic	Bacillus nondiastaticus
Bacillus novus Huss, 1907	Milk	Saprophytic	Bacillus novus
Bacillus oedematiens Weinberg and Seguin, 1918	Soil	Anaerobic, pathogenic	Clostridium oedematiens

TABLES OF MICRO-ORGANISMS.—(*Continued*)

Original Name	*Where Found*	*Character*	*New Classification*
Bacillus oedematis II Novy, 1894	Solution of miclein	Anaerobic, pathogenic	Clostridium novyi
Bacillus oedematis maligni Koch, 1881	Malignant edema	Anaerobic, pathogenic	Clostridium oedematis-maligni
Bacillus orthobutylicus Grimbert, 1893	Soil	Anaerobic, zymogenic	Clostridium butyricum
Plectridium palludosum Fischer, 1897	Soil	Saprophytic	Bacillus sphaericus
Bacterium pansinii	Stomach contents	Saprophytic	Bacillus teres
Bacillus parasporogenes McIntosh, 1917	Soil	Anaerobic, zymogenic	Clostridium parasporogenes
Bacillus parvus Neide, 1904	Soil	Saprophytic	Bacillus parvus
Clostridium pastorianum Winogradsky, 1902	Soil	Anaerobic, zymogenic	Clostridium butyricum
Urobacillus pasteurii Miguel	Soil	Reduce urea	Bacillus pasteurii
Granulobacter pectinovorum Beijernick and Delden, 1906	Soil	Anaerobic, zymogenic	Clostridium butyricum
Bacillus peptogenes Buchanan and Hammer, 1915	Milk	Saprophytic	Bacillus peptogenes
Bacillus perfringens Veillon and Zuber	Gas gangrene	Anaerobic, zymogenic	Clostridium welchii
Bacterium perittomaticum Burchard, 1897	Soil	Saprophytic	Bacillus ruminatus
Bacillus petasites Gotthiel, 1901	Soil	Saprophytic	Bacillus petasites
Bacterium petrosilini Burchard, 1898	Soil	Saprophytic	Bacillus ellenbachiensis
Bacillus phlegmonis emphysematosae Fraenkel	Gas gangrene	Anaerobic, zymogenic	Clostridium welchii
Plectridium plectinovorum Störmer, 1904	Soil	Anaerobic, zymogenic	Clostridium butyricum
Bacillus polymyxa Prazmowski, 1880	Milk	Saprophytic	Bacillus polymyxa
Bacillus polypiformis Liborius, 1886	Manure	Saprophytic	Clostridium sp
Bacillus porceloides Roger and Garnier	Intestinal tract	Anaerobic	See Bacillus ramosus
Bacillus porri Tommasi-Crudeli	Warts	Saprophytic	Not identified
Bacillus porticensis	Soil	Denitrifying	Bacillus sp.
Bacillus prausnitzii Trevisan, 1889	Soil	Saprophytic	Bacillus prausnitzii
Bacillus probatus Meyer and Viehoever	Soil	Denitrifying	Bacillus probatus
Bacterium pseudoanthracis Wahrlich, 1890	Soil	Saprophytic	Bacillus megaterium
Bacillus pseudo-oedema Liborius	Water, soil	Anaerobic	Clostridium pseudo-oedemae
Bacillus pseudotetanicus aerobius Kruse, 1886	Soil	Saprophytic	Bacillus pseudotetanicus
Bacillus pumulus Gottheil, 1901	Soil	Saprophytic	Bacillus pumulus
Bacillus putrificus Bienstock, 1906	Intestinal tract	Anaerobic, zymogenic	Clostridium putrificum
Bacillus putrificus coli Fluegge, 1891	Soil	Saprophytic	Bacillus sphaericus

TABLES OF MICRO-ORGANISMS —(*Continued*)

Original Name	*Where Found*	*Character*	*New Classification*
Bacillus putrificus filamentosis Distaso, 1911	Intestinal tract	Anaerobic zymogenic	Clostridium filamentosum
Bacillus putrificus ovalaris Debono 1912	Intestinal tract	Anaerobic zymogenic	Clostridium ovalaris
Bacillus pyogenes anaerobicus Fuchs	Stinking pus of rabbit	Pathogenic	Clostridium sp
Bacillus radiatus Luederitz 1889	Exudates of mice inoc with soil	Saprophytic	Clostridium sp
Bacillus radiatus aquatilis Zimmermann 1890	Water	Saprophytic	Bacillus sp
Bacillus radicosus Zimmermann 1890	Water	Saprophytic	Bacillus mycoides
Bacillus ramosus Fluegge	Soil	Saprophytic	Bacillus ellenbachiensis
Bacillus ramosus Veillon and Zuber	Intestinal tract	Anaerobic	Bacteroides ramosus
Bacillus ramosus Eisenberg 1891	Soil	Saprophytic	Bacillus mycoides
Bacillus ramosus liquefaciens Fluegge 1886	Soil	Saprophytic	Bacillus ellenbachiensis
Bacillus ramosus Frankland 1889	Soil water	Saprophytic	Bacillus mycoides
Bacillus regularis filiformis Debono 1912	Intestinal tract	Anaerobic zymogenic	Clostridium filiformis
Bacillus robur Neide 1904	Soil	Saprophytic	Bacillus robur
Bacillus robustus Blau 1906	Soil	Thermophilic	Bacillus robustus
Bacillus rubellus Okada	Dust	Zymogenic	Clostridium sp
Vibrio rugula Muller 1786	Saliva	Zymogenic (fecal odor)	Clostridiun sp
Bacillus ruminatus Gottheil 1901	Soil	Saprophytic	Bacillus ruminatus
Bacillus saccharobutyricus v Klecki 1896	Soil	Anaerobic zymogenic	Clostridium butyricum
Bacillus saprogenes vini Kramer 1892	Wine	Saprophytic zymogenic	Bacillus sp
Bacillus saprogenus Rosenbach	Decaying animal matter	Zymogenic	Bacillus sp
Bacillus of Scheurlen	Mammary epithelia	Saprophytic	Bacillus sp
Urobacillus schutzenbergi Miquel	Sewage	Saprophytic	Bacillus sp
Bacillus septicus vesicae Clado 1887	Urine cystitis	Pathogenic	Bacillus sp
Vibrion septique Pasteur 1877	Malignant edema	Anaerobic pathogenic	Clostridium oedematis maligni
Bacterium sessile Klein 1889	Soil	Saprophytic	Bacillus megaterium
Bacillus silvaticus Neide 1904	Soil	Saprophytic	Bacillus silvaticus
Bacillus simplex Gottheil 1901	Soil	Saprophytic	Bacillus simplex
Bacillus solaniperda	Soil	Saprophytic	Bacillus sp
Bacillus solidus Luederitz 1889	Mice inoc with soil	Saprophytic	Clostridium sp
Bacillus sphaericus Neide 1904	Soil	Saprophytic	Bacillus sphaericus
Bacillus spermoides Vinini 1928	Soil	Anaerobic saprophytic	Clostridium spermoides
Bacillus sphenoides Douglas Fleming and Colebrook 1919	Soil	Anaerobic, zymogenic	Clostridium sphenoides

TABLES OF MICRO-ORGANISMS —(*Continued*)

Original Name	*Where Found*	*Character*	*New Classification*
Bacillus spinosus Luederitz	Soil	Zymogenic	Clostridium sp
Bacillus sporogenes Metchnikoff, 1908	Soil	Anaerobic, zymogenic	Clostridium sporogenes
Bacillus sporogenes coagulans Debono 1912	Intestinal tract	Anaerobic, zymogenic	Clostridium coagulans
Bacillus sporogenes regularis Distaso 1911	Intestinal tract	Anaerobic, zymogenic	Clostridium regularis
Bacillus sporogenes saccharolyticus Distaso, 1911	Intestinal tract	Anaerobic, zymogenic	Clostridium saccharolyticum
Bacillus sporogenes zoogleicus Distaso 1911	Intestinal tract	Anaerobic, zymogenic	Clostridium zoogleicum
Bacillus stoloniferus Pohl	Soil	Saprophytic	Bacillus ellenbachiensis
Bacillus subanaerobicus Gruber 1887	Soil	Saprophytic	Bacillus asterosporus
Bacillus sublanatus Wright	Water	Saprophytic	Bacillus sublanatus
Bacillus subtilis Ehrenberg, 1838	Soil	Saprophytic	Bacillus subtilis
Bacillus subtilis simulans Bienstock 1890	Human feces	Saprophytic	Bacillus sp
Vibrio syncyaneus Ehrenberg 1840	Blue milk	Zymogenic	Bacillus syncyaneus
Bacillus synxanthus Schroeter, 1886	Milk	Saprophytic, green	Bacillus syncyaneus
Bacillus tenuis Duclaux, 1889	Milk	Saprophytic	Bacillus parvus
Bacillus tenuis sputigenus Pansini 1890	Sputum	Pathogenic	Bacillus sp
Bacillus teres Neide 1904	Soil	Saprophytic	Bacillus teres
Bacillus terminalis Migula, 1900	Soil	Saprophytic	Bacillus terminalis
Bacillus terrigenus Frank	Soil	Saprophytic, zymogenic	Bacillus sp
Bacillus tertius Henry, 1916	War wounds	Anaerobic zymogenic	Clostridium tertium
Bacillus tetani Nicolaier, 1884	Tetanus	Anaerobic, pathogenic	Clostridium tetani
Bacillus tetanomorphus McIntosh and Pildes 1917	Soil	Anaerobic, zymogenic	Clostridium tetanomorphum
Bacillus thalassophilus Russell, 1892	Sea water	Saprophytic	Bacillus sphaericus
Bacillus thermoalimentophilus Weinzirl, 1919	Canned blue berries	Thermophilic	Bacillus thermoalimentophilus
Clostridium thermocellum Viljoen, Fred and Peterson	Soil	Decompose cellulose	Clostridium thermocellum
Bacillus thermodiastaticus Bergey, 1919	Soil	Thermophilic	Bacillus thermodiastaticus
Bacillus thermoindifferens Weinzirl, 1919	Canned pumpkin	Thermophilic	Bacillus thermoindifferens
Bacillus thermoliquefaciens Bergey, 1919	Soil, horse manure	Thermophilic	Bacillus thermoliquefaciens
Bacillus thermononliquefaciens Bergey, 1919	Soil	Thermophilic	Bacillus thermononliquefaciens
Bacillus thermophilus Miquel, 1888	Soil	Thermophilic	Bacillus sp
Bacillus thermophilus Rabinowitsch, 1895	Soil	Thermophilic	Bacillus thermophilus

TABLES OF MICRO-ORGANISMS.—(*Continued*)

Original Name	*Where Found*	*Character*	*New Classification*
Denitrobacterium thermophilum Ambroz	Soil	Denitrifying	Bacillus thermophilus
Bacillus thermotranslucens Bergey, 1919	Cheese	Thermophilic	Bacillus thermotranslucens
Bacterium tomentosum Henrici, 1896	Soil	Saprophytic	Bacillus teres
Bacillus tostus Blau, 1906	Soil	Thermophilic	Bacillus tostus
Bacillus trambustii Trambusti and Galcotti, 1892	Water	Saprophytic	Bacillus sp
Bacillus tritus Batchelor, 1919	Feces, infants	Saprophytic	Bacillus tritus
Bacillus tumescens Zopf, 1885	Beets	Saprophytic	Bacillus tumescens
Bacterium turgescens Burchard, 1898	Soil	Saprophytic	Bacillus ellenbachiensis
Bacillus typhosimilis Loeffler	Feces	Pathogenic	Salmonella schotmülleri
Clostridium tyrosinogenes Hall, 1923	Soil	Anaerobic, zymogenic	Clostridium tyrosinogenes
Bacillus ulna Cohn, 1872	Egg albumen	Saprophytic	Bacillus sp.
Bacillus ureae II Burri	Soil	Reduce urea	Bacillus sp.
Bacillus ureae III Burri	Soil	Reduce urea	Bacillus sp
Bacillus ureae Leube	Old urine	Zymogenic	Clostridium sp.
Bacillus ureae Miquel	Air	Saprophytic	Clostridium sp.
Granulobacter urocephalum Beijerinck and Delden, 1906	Soil	Anaerobic, zymogenic	Clostridium butyricum
Bacillus vaculatus Ravenel, 1896	Soil	Saprophytic	Bacillus sp.
Bacillus vaculosus Sternberg	Soil	Saprophytic	Bacillus simplex
Bacterium vernicosum Zopf, 1892	Water	Zymogenic	Bacillus sp.
Bacillus vernicularis Frankland, 1886	Soil and water	Saprophytic	Bacillus cohaerens
Bacillus verticillatus Ravenel, 1896	Soil	Saprophytic	Bacillus sp.
Bacillus virgatus Kern, 1896	Intestine of birds	Saprophytic	Bacillus cohaerens
Bacillus vulgatus Fluegge, 1886	Soil	Saprophytic	Bacillus vulgatus
Wurzelbacillus Eisenberg, 1891	Water	Saprophytic	Bacillus mycoides
Wurzelbacillus Fraenkel, 1890	Soil	Saprophytic	Bacillus mycoides
FAMILY ACHROMATIACEAE			
Spirillum bipunctatum Molisch, 1888	Sea water	Saprophytic	Thiospira bipunctata
Thiophysa macrophysa Nadson, 1914	Water	Saprophytic	Thiophysa macrophysa
Hillhousia mirabilis West and Griffith, 1909	Decomposing materials	Saprophytic	Hillhousia mirabilis
Monas mülleri Warming, 1876	Sea water	Saprophytic	Achromatium mülleri
Achromatium oxaliferum Schewiakoff, 1893	Water ("modder")	Saprophytic	Achromatium oxaliferum
Thiophysa volutans Hinze, 1903	Sand, gulf of Naples	Saprophytic	Thiophysa volutans
Thiospirillum winogradskyi Omelianski, 1915	Mud	Saprophytic	Thiospira winogradskyi

TABLES OF MICRO ORGANISMS —(*Continued*)

Original Name	*Where Found*	*Character*	*New Classification*
FAMILY ACTINOMYCETACEAE			
Bacterium actinocladothrix Afanasieff 1888	Actinomycosis	Pathogenic	Actinomyces bovis
Bacillus actinoides Th Smith 1918	Pneumonia in calves	Pathogenic	Actinomyces actinoides
Cladothrix actinomyces Macé 1897	Actinomycosis	Pathogenic	Actinomyces bovis
Streptothrix actinomyces Rossi Doria 1891	Actinomycosis	Pathogenic	Actinomyces bovis
Nocardia actinomyces Trevisan 1889	Actinomycosis	Pathogenic	Actinomyces bovis
Streptothrix actinomycotica Fou lerton 1899	Actinomycosis	Pathogenic	Actinomyces bovis
Actinomyces aerugineus Wollenweber 1920	Potato scab	Phytopathogenic	Actinomyces aerugineus
Actinomyces alboflavus Waksman and Curtis 1916	Soil	Zymogenic	Actinomyces alboflavus
Actinomyces albosporeus Krainsky 1914	Soil	Zymogenic	Actinomyces albosporeus
Actinomyces albus Krainsky 1914	Soil	Zymogenic	Actinomyces albus
Actinomyces albus var ochra leuceus Wollenweber 1920	Potato scab	Phytopathogenic	Actinomyces albus var ochra leuceus
Actinomyces annulatus Krainsky 1914	Disease of potato stems	Phytopathogenic	Actinomyces annulatus
Actinomyces asteroides Eppinger	Cerebral abscess	Pathogenic	Actinomyces asteroides
Actinomyces aureus Waksman and Curtis 1916	Soil	Zymogenic	Actinomyces aureus
Actinomyces bobili Waksman and Curtis 1916	Soil	Zymogenic	Actinomyces bobili
Actinomycosis bovis Harz 1877	Actinomycosis	Pathogenic	Actinomyces bovis
Nocardia bovis Blanchard 1896	Actinomycosis	Pathogenic	Actinomyces bovis
Sphaerotilus bovis Engler 1907	Actinomycosis	Pathogenic	Actinomyces bovis
Discomyces bovis Harz 1878	Actinomycosis	Pathogenic	Actinomyces bovis
Cladothrix bovis Macé 1891	Actinomycosis	Pathogenic	Actinomyces bovis
Oospora bovis Sauvageau and Radais 1892	Actinomycosis	Pathogenic	Actinomyces bovis
Actinomyces bovis farcinicus Gasperini 1894	Disease of cattle farcy	Pathogenic	Actinomyces farcinicus
Actinomyces bovis sulfureus Gasperini 1894	Actinomycosis	Pathogenic	Actinomyces bovis
Leptothrix buccalis Robin	Oral cavity	Parasitic	Leptotrichia buccalis
Bacillus buccalis maximus Miller	Saliva	Pathogenic	Probably Leptotrichia racemosa
Actinomyces californicus Waksman and Curtis 1916	Soil	Zymogenic	Actinomyces californicus
Actinomyces candidus Petruschky	Lung in tuberculosis	Pathogenic	Actinomyces candidus
Streptothrix caprae Silberschmidt	Pseudotuberculosis of goats	Pathogenic	Actinomyces caprae
Actinomyces cellulosae Krainsky 1914	Soil	Zymogenic	Actinomyces cellulosae
Actinomyces citreus Krainsky 1914	Soil	Saprophytic yellow	Actinomyces citreus

TABLES OF MICRO-ORGANISMS.—*(Continued)*

Original Name	*Where Found*	*Character*	*New Classification*
Actinomyces cretaceus Krüger	Potato scab	Phytopathogenic	Actinomyces cretaceus
Actinomyces diastaticus Krainsky, 1914	Soil	Zymogenic	Actinomyces diastaticus
Actinomyces diastatochromogenus Krainsky, 1914	Soil	Zymogenic	Actinomyces diastatochromogenus
Bacillus diphtheriae columbarum Loeffler, 1884	Pigeons	Pathogenic	Probably Actinomyces necrophorus
Bacillus diphtheriae vitulorum Loeffler	Calves	Pathogenic	Actinomyces necrophorus
Bacillus erysipelitos sius Koch	Erysipelas of hogs	Pathogenic	Erysipelothrix rhusiopathiae
Actinomyces erythreus Waksman, 1919	Soil	Zymogenic	Actinomyces erythreus
Actinomyces erythrochromogenus Krainsky, 1914	Soil	Saprophytic, red	Actinomyces erythrochromogenus
Actinomyces exfoliatus Waksman and Curtis, 1916	Soil	Zymogenic	Actinomyces exfoliatus
Bacille du farcin Nocard, 1888	Disease of cattle, farcy	Pathogenic	Actinomyces farcinicus
Oospora farcinica Sauvageau and Radais, 1892	Disease of cattle, farcy	Pathogenic	Actinomyces farcinicus
Nocardia farcinica Trevisan, 1889	Disease of cattle, farcy	Pathogenic	Actinomyces farcinicus
Cladothrix farcinica Macé, 1897	Disease of cattle, farcy	Pathogenic	Actinomyces farcinicus
Streptothrix farcinica Rossi-Doria, 1891	Disease of cattle, farcy	Pathogenic	Actinomyces farcinicus
Streptothrix farcini bovis Kitt, 1899	Disease of cattle, farcy	Pathogenic	Actinomyces farcinicus
Discomyces farcinicus Gedoelst, 1902	Disease of cattle, farcy	Pathogenic	Actinomyces farcinicus
Actinomyces flaveolus Waksman, 1919	Soil	Zymogenic	Actinomyces flaveolus
Actinomyces flavochromogenus Krainsky, 1914	Soil	Zymogenic	Actinomyces flavochromogenus
Actinomyces flavovirens Waksman, 1919	Soil	Zymogenic	Actinomyces flavovirens
Actinomyces flavus Krainsky, 1914	Soil	Zymogenic	Actinomyces flavus
Actinomyces fradii Waksman and Curtis, 1916	Soil	Zymogenic	Actinomyces fradii
Streptothrix freeri Musgrave and Clegg, 1907	Mycetoma	Pathogenic	Actinomyces freeri
Actinomyces gedanensis Scheele and Petruschky, 1894	Sputum	Pathogenic	Actinomyces gedanensis
Actinomyces gelaticus Waksman, 1919	Soil	Zymogenic	Actinomyces gelaticus
Actinomyces griseoflavus Krainsky, 1914	Soil	Zymogenic	Actinomyces griseoflavus
Actinomyces griseolus Waksman, 1919	Soil	Zymogenic	Actinomyces griseolus
Actinomyces griseus Krainsky, 1914	Soil	Zymogenic	Actinomyces griseus
Actinomyces halstedii Waksman and Curtis, 1916	Soil	Zymogenic	Actinomyces halstedii

TABLES OF MICRO-ORGANISMS.—(*Continued*)

Original Name	*Where Found*	*Character*	*New Classification*
Actinomyces hominis Boström, 1890	Actinomycosis in man	Pathogenic	Actinomyces hominis
Actinomyces incanescens Wollenweber, 1920	Potato scab	Phytopathogenic	Actinomyces incanescens
Actinomyces intermedius Krüger	Potato scab	Phytopathogenic	Actinomyces intermedius
Leptothrix innominata Miller	Oral cavity	Saprophytic	Leptotrichia innominata
Actinomyces lavendulae Waksman and Curtis, 1916	Soil	Zymogenic	Actinomyces lavendulae
Actinobacillus lignièresi Brumpt, 1903	Abscesses in bovines	Pathogenic	Actinobacillus lignièresi
Actinomyces lipmanii Waksman and Curtis, 1916	Soil	Zymogenic	Actinomyces lipmanii
Streptothrix madurae Vincent	Madura foot	Pathogenic	Actinomyces madurae
Bacillus maximus buccalis Miller	Oral cavity	Saprophytic	Leptotrichia maxima
Bacillus murisepticus Fluegge, 1886	Septicemia in mice	Pathogenic	Erysipelothrix murisepticae
Actinomyces microflavus Krainsky, 1914	Soil	Zymogenic	Actinomyces microflavus
Actinomyces melanocyclus Maerker	Soil	Zymogenic	Actinomyces melanocyclus
Actinomyces melanosporeus Krainsky, 1914	Soil	Zymogenic	Actinomyces melanosporeus
Actinomyces myricae Pekeo	Root tubercles of alder	Nitrogen-fixing	Actinomyces myricae
Bacillus necrophorus Loeffler	Necrosis in bovines, ovines and equines	Pathogenic (anaerobic)	Actinomyces necrophorus
Actinomyces nigrificans Kruger	Potato scab	Phytopathogenic	Actinomyces nigrificans
Bacillus of Nocard, 1888	Farcy in cattle	Pathogenic	Actinomyces farcinicus
Streptothrix nocardii Foulerton, 1901	Disease of cattle, farcy	Pathogenic	Actinomyces farcinicus
Actinomyces nondiastaticus Bergey, 1919	Air	Thermophilic	Actinomyces nondiastaticus
Actinomyces olivaceus Waksman, 1919	Soil	Zymogenic	Actinomyces olivaceus
Actinomyces olivochromogenesis Waksman, 1919	Soil	Zymogenic	Actinomyces olivochromogenesis
Actinomyces parvus Krainsky, 1914	Soil	Saprophytic	Actinomyces parvus
Actinomyces pelogenes Sawoyalow	Sea water	Reduce sulphates	Actinomyces pelogenes
Actinomyces pheochromogenus Conn, 1917	Soil	Zymogenic	Actinomyces pheochromogenus
Leptothrix placoides alba buccalis Dobrzniecki	Oral cavity	Saprophytic	Leptotrichia placoidea
Actinomyces poolensis Taubenhaus, 1918	Disease of sweet potato	Phytopathogenic	Actinomyces poolensis
Actinomyces purpeochromogenus Waksman and Curtis, 1916	Soil	Zymogenic	Actinomyces purpeochromogenus
Leptothrix racemosa Williams and Goadby	Oral cavity	Saprophytic	Leptotrichia racemosa
Actinomyces reticuli Waksman and Curtis, 1916	Soil	Zymogenic	Actinomyces reticuli

TABLES OF MICRO-ORGANISMS.—(*Continued*)

Original Name	*Where Found*	*Character*	*New Classification*
Actinomyces reticulus Waksman, 1919	Soil	Zymogenic	Actinomyces reticulus
Bacillus rhuseopathiae suis Kitt, 1893	Erysipelas of swine	Pathogenic	Erysipelothrix rhuseopathiae
Actinomyces roseus Krainsky, 1914	Soil	Zymogenic	Actinomyces roseus
Actinomyces ruber Krainsky, 1914	Soil	Zymogenic	Actinomyces ruber
Actinomyces rutgerensis Waksman and Curtis, 1916	Soil	Zymogenic	Actinomyces rutgerensis
Oospora scabies Thaxter, 1891	Potato scab	Phytopathogenic	Actinomyces scabies
Bacillus of potato scab Bolley	Potatoes	Phytopathogenic	Actinomyces scabies
Bacillus des schweinerotlaufs Loeffler, 1885	Swine erysipelas	Pathogenic	Erysipelothrix rhuesiopathiae
Actinomyces thermodiastaticus Bergey, 1919	Stomach of rabbit	Thermophilic	Actinomyces thermodiastaticus
Iodococcus vaginatus Miller	Oral cavity	Saprophytic	Leptotrichia vaginata
Actinomyces verne Waksman and Curtis, 1916	Soil	Zymogenic	Actinomyces verne
Actinomyces violaceus Waksman and Curtis, 1916	Soil	Zymogenic	Actinomyces violaceus
Actinomyces viridochromogenus Krainsky, 1914	Soil	Zymogenic	Actinomyces viridochromogenus
Actinomyces xanthostroma Wollenweber, 1920	Scabby potatoes	Phytopathogenic	Actinomyces xanthostroma
FAMILY BEGGIATOACEAE			
Oscillaria alba Vaucher	Sulfur springs	Saprophytic	Beggiatoa alba
Thiothrix annulata Molisch, 1912	Sea water	Saprophytic	Thiothrix annulata
Oscillaria arachnoidea Agardh, 1827	Sulfur springs	Saprophytic	Beggiatoa arachnoidea
Oscillaria leptomitiformis Meneghini	Sulfur springs	Saprophytic	Beggiatoa leptomitiformis
Beggiatoa marina Molisch, 1912	Sea water	Saprophytic	Beggiatoa marina
Thiothrix marina Molisch, 1912	Sea water	Saprophytic	Thiothrix marina
Beggiatoa minima Warming	Sea water	Saprophytic	Beggiatoa minima
Beggiatoa mirabilis Cohn, 1865	Sea water	Saprophytic	Beggiatoa mirabilis
Beggitoa nivea Rabenhorst	In sulfur and stagnant waters	Saprophytic	Thiothrix nivea
Beggiatoa punctata Trevisan, 1842	Sulfur springs	Saprophytic	Beggiatoa alba
Clathrocystis roseopersicina Cohn, 1875	Stagnant water	Saprophytic	Beggiatoa roseopersicina
Thioploca schmideii Lauterborn, 1907	Bed of the ocean	Saprophytic	Thioploca schmideii
Thiothrix tenuis Winogradsky, 1888	Sulfur water	Saprophytic	Thiothrix tenuis
Thiothrix tenuissima Winogradsky, 1888	Sulfur water	Saprophytic	Thiothrix tenuissima
FAMILY COCCACEAE			
Coccus "A," Foutin, 1889	Hail	Saprophytic	Micrococcus typhoideus
Streptococcus acidi lactici Grotenfelt	Milk, cheese	Zymogenic	Streptococcus lactis

TABLES OF MICRO-ORGANISMS —(*Continued*)

Original Name	*Where Found*	*Character*	*New Classification*
Micrococcus acidi lactici Krueger, 1890	Milk	Saprophytic	Micrococcus freudenreichii
Pediococcus acidi lactici Lindner	Milk	Zymogenic	Streptococcus lactis
Sphaerococcus acidi lactici Marpman	Milk	Zymogenic	Micrococcus freudenreichii
Micrococcus acidi lactici Nencki and Sieber 1889	Water and milk	Saprophytic	Streptococcus paralacticus
Micrococcus acidi lactici liquefaciens Kruger 1890	Butter and cheese	Zymogenic	Micrococcus acidificans
Streptococcus actuosus	Saliva	Saprophytic	Streptococcus actuosus
Micrococcus of Adametz I–VI	Emmenthaler cheese	Zymogenic	Not identified
Micrococcus aerogenes Miller 1886	Water feces	Saprophytic yellowish	Micrococcus aerogenes
Staphylococcus aerogenes Schottmuller 1912	Puerperal fever	Pathogenic	Micrococcus aerogenes
Streptococcus agalacticae contagiosae Kitt 1893	Bovine mastitis	Pathogenic	Streptococcus mastitidis
Micrococcus agilis Ali-Cohen 1889	Water	Saprophytic red	Rhodococcus agilis
Micrococcus agilis citreus Menge 1892	Air water	Saprophytic yellow	Sarcina citrea
Sarcina alba Eisenberg	Air water	Saprophytic	Sarcina alba
Micrococcus albicans amplus Bumm 1887	Vaginal secretions	Saprophytic	Micrococcus amplus
Diplococcus albicans tardissimus Fluegge 1886	Pus	Saprophytic	Micrococcus tardissimus
Diplococcus albicans tardus Unna and Tommasoli 1890	Skin in eczema	Saprophytic	Micrococcus tardus
Micrococcus albidus Roze	Potato scab	Saprophytic	Not identified
Micrococcus albus	Pus	Saprophytic	Staphylococcus albus
Pediococcus albus Lindner	Water	Saprophytic	Micrococcus freudenreichii
Micrococcus albus Maschek	Water	Saprophytic	Probably Micrococcus freudenreichii
Micrococcus albus liquefaciens v Besser 1889	Nasal secretions	Saprophytic	Micrococcus saccatus
Streptococcus of aleppo boil Nicolle and Noury	Pus in aleppo boil	Pathogenic	Probably Streptococcus pyogenes
Leuconostoc aller Zettnow 1907	Sugar solutions in refineries	Zymogenic	Leuconostoc aller
Micrococcus of Almquist	Pemphigus	Pathogenic	Staphylococcus aureus
Torula ammonicale Pasteur	Soil	Reduce urea	See Urococcus van tieghemi
Streptococcus anhemolyticus Mandelbaum 1907	Mouth nose vagina	Nonpathogenic	Streptococcus anhemolyticus
Micrococcus amarifaciens Conn	Milk	Saprophytic	Micrococcus freudenreichii
Streptococcus apis Maassen 1908	Associated with foulbrood of bees	Nonpathogenic	Streptococcus apis
Streptococcus apthicola Hallier and Schottelius	Vesicular eruption in sheep and cattle	Nonspecific	Not identified
Micrococcus aquatilis Bolton 1886	Water	Saprophytic	Micrococcus aquatilis
Micrococcus aquatilis invisibilis Vaughan	Water	Saprophytic	Not identified

TABLES OF MICRO-ORGANISMS.—(*Continued*)

Original Name	*Where Found*	*Character*	*New Classification*
Micrococcus area celsii Buchner and Sellen	Diseased hair in alopecia areata	Nonspecific	Not identified
Streptococcus articulorum Loeffler, 1886	Mucous membrane in diphtheria	Pathogenic	Streptococcus pyogenes
Botryomyces ascoformis Johne	Botryomyces in horses	Pathogenic	Micrococcus ascoformis
Sarcina aurantiaca Lindner and Koch	Air and water	Saprophytic, orange-yellow	Sarcina lutea
Micrococcus aurantiacus sorghi Bruyning	Blighted sorghum	Phytopathogenic	Micrococcus aurantiacus
Micrococcus aurantiacus (Schroeter) Cohn, 1872	Air, water	Saprophytic, yellow	Micrococcus aurantiacus
Sarcina aurea Macé, 1892	Pneumonia	Saprophytic, golden yellow	Sarcina aurea
Micrococcus aureus	Carcinoma	Saprophytic	Probably Staphylococcus aureus
"Coccus B " Foutin, 1889	Hail	Saprophytic	Micrococcus nubilis
Ascococcus bilrothii Cohn	Saschorine fluids	Zymogenic	Micrococcus bilrothii
Micrococcus biskrae Heydenreich, 1888	Water, air, pus of Biskra button	Pathogenic	Micrococcus biskrae
Microzyma bombycis Béchamp	Flacherie of silkworm	Pathogenic	Streptococcus bombycis
Streptococcus of Bonome	Meningitis	Pathogenic	Streptococcus pyogenes
Micrococcus botryogenus Hollinger and Rabe, 1884	Mycodesmoids of horses	Pathogenic	Micrococcus botryogenus
Micrococcus of bovine mastitis Kitt	Udder of cow	Pathogenic	Not identified
Micrococcus of bovine pneumonia Poels and Nolen	Lungs of cattle, pleuropneumonia	Pathogenic	Not identified
Haematococcus bovis Babes, 1890	Bovine haemoglobinuria	Pathogenic	Micrococcus bovis
Streptococcus bovis Orla-Jensen, 1919	Intestine of bovines	Nonpathogenic	Streptococcus bovis
Micrococcus of bronchitis Picchini	Sputum in bronchitis	Pathogenic	Not identified
Micrococcus buccalis Ozaki, 1915	Saliva	Saprophytic	Micrococcus buccalis
Micrococcus butyri aromafaciens Keith	Butter	Zymogenic	Not identified
Streptococcus cadaverus Sternberg	Liver of yellow fever cadaver	Saprophytic	Streptococcus mitior
Micrococcus candicans Fluegge, 1886	Air, water milk	Saprophytic	Micrococcus candicans
Sarcina candida Reincke	Water, air of breweries	Zymogenic	Sarcina hamaguchiae
Micrococcus candidus Cohn, 1872	Water	Saprophyte	Micrococcus candidus
Micrococcus capillorum	Scalp	Saprophytic, yellow	Not identified
Micrococcus caprinus	Disease of Angora goats	Pathogenic	Micrococcus caprinus
Streptococcus cardioarthritidis Small, 1926	Rheumatic fever	Pathogenic	Streptococcus cardioarthritidis
Micrococcus carneus Zimmermann, 1890	Water	Saprophytic, red	Rhodococcus sp.
Micrococcus casei amari Freudenreich, 1894	Cheese	Zymogenic	Streptococcus liquefaciens

TABLES OF MICRO-ORGANISMS.—*(Continued)*

Original Name	*Where Found*	*Character*	*New Classification*
Rhodococcus castellani Chalmers and O'Farrell	Skin disease	Saprophytic	Rhodococcus castellani
Micrococcus catarrhalis Pfeiffer, 1896	Nasal and bronchial secretions	Pathogenic	Neisseria catarrhalis
Micrococcus cellaris Hansgirg	Cellar dust	Saprophytic	Not identified
Micrococcus cerascinus siccus List, 1891	Water	Saprophytic, cherry-red	Rhodococcus sp.
Micrococcus cereus Migula, 1900	Pus	Nonpathogenic, yellow	Micrococcus cereus
Micrococcus cereus albus Passet	Pus	Saprophytic, gray	Micrococcus cereus
Micrococcus cereus aureus Schroeter and Winkler	Nasal secretions	Saprophytic, orange-red	Staphylococcus aureus
Staphylococcus cereus flavus Passet, 1885	Pus,	Nonpathogenic, yellow	Micrococcus cereus
Micrococcus cerevisiae Francke and Balcke	Turbid beer	Zymogenic	Micrococcus candicans
Micrococcus of chicken pox	Vesicles of chicken pox	Saprophytic, green	Not identified
Micrococcus chinicus Emmerling and Abderhalden	Soil	Zymogenic	Micrococcus chinicus
Micrococcus chlorinus Cohn, 1872	Water	Saprophytic, green	Micrococcus chlorinus
Micrococcus cinnebareus Fluegge, 1886	Air, water, red milk	Saprophytic, brick-red	Rhodococcus cinnebareus
Sarcina citrea conjunctivae Verderame, 1911	Conjunctiva	Saprophytic	Sarcina citrea
Micrococcus, citron yellow, Keck, 1890	Air water	Saprophytic, yellow	Micrococcus subcitreus
Micrococcus citreus List	Water	Saprophytic, yellow	Micrococcus subcitreus
Planococcus citreus Migula, 1900	Air	Saprophytic, yellow	Sarcina citrea
Diplococcus citreus conglomeratus Fluegge, 1886	Air	Saprophytic, orange	Micrococcus conglomeratus
Micrococcus citreus liquefaciens Unna and Tommasoli, 1890	Skin in eczema	Saprophytic, lemon-yellow	Micrococcus citrinus
Streptococcus citrovorus Hammer, 1920	"Starter" in cheese factories	Zymogenic	Streptococcus citrovorus
Streptococcus coli gracilis Escherich, 1886	Feces	Saprophytic	Streptococcus gracilis
Micrococcus concentricus Zimmermann, 1890	Water	Saprophytic, brownish-yellow	Micrococcus concentricus
Streptococcus conglomeratus Kurth, 1891	Scarlet fever	Pathogenic	Streptococcus scarlatinae
Micrococcus coralinus Cantani	Butter milk	Saprophytic	Rhodococcus coralinus
Micrococcus coronatus Fluegge, 1886	Air	Saprophytic	Micrococcus coronatus
Sarcina Van der Corpat	Tainted sausage	Pathogenic	Not identified
Diplococcus coryzae Klebs and Hajek, 1888	Nasal secretions	Saprophytic	Micrococcus coryzae
Streptococcus coryzae contagiosae equorum Schütz, 1888	Pus of lymphatic glands in horses	Pathogenic	Streptococcus equi
Micrococcus cremoides Zimmermann, 1890	Water	Saprophytic, yellow	Micrococcus cremoides

TABLES OF MICRO-ORGANISMS.—(*Continued*)

Original Name	*Where Found*	*Character*	*New Classification*
Streptococcus cremoris Orla-Jensen, 1919	Commercial "starter" in cheese factories	Nonpathogenic, zymogenic	Streptococcus cremoris
Micrococcus cumulatus tenuis von Besser, 1897	Nasal mucus, man	Saprophytic	Micrococcus tenissimus
Streptococcus cuniculi Roos, 1923	Infection in rabbits	Pathogenic	Streptococcus cuniculi
Micrococcus cyaneus Schroeter	Air, water	Saprophytic, blue	Not identified
Micrococcus cytophagus Merker	Soil	Decompose cellulose	Micrococcus cytophagus
Micrococcus of Dantec	Salted codfish	Saprophytic, red	Rhodococcus sp.
Bacterium decalvens Thin, 1885	Alopecia areata	Saprophytic	Micrococcus decalvens
Micrococcus delacourianus Roze	Potatoes with black gangrene	Phytopathogenic	Not identified
Micrococcus of Demme	Pemphigus	Nonspecific	Not identified
Micrococcus of dengue McLaughlin	Blood, denque fever	Nonspecific	Not identified
Micrococcus of Disse and Toguchi	Blood in broad condyloma	Nonspecific	Not identified
Streptococcus endocarditidis rugatus Weichselbaum	Valvular vegetations	Pathogenic	Streptococcus mitior
Micrococcus epidermidis Klıgler	Skin	Saprophytic	Micrococcus epidermidis
Staphylococcus epidermidis albus Welch 1891	Stitch abscesses	Pathogenic	Staphylococcus epidermidis
Discomyces equi Rivolta, 1884	Mycotic inflammation in horses	Pathogenic	Micrococcus botryogenus
Streptococcus equi Shutz, 1888	Cause of "strangles" in horses	Pathogenic	Streptococcus equi
Streptococcus equinus Andrewes and Horder, 1906	Intestine of horse	Nonpathogenic	Streptococcus equinus
Streptococcus erysipelatos Fehleisen	Erysipelas	Pathogenic	Streptococcus erysipelatos
Streptococcus faecium Orla-Jensen, 1919	Milk	Nonpathogenic	Streptococcus fecalis
Streptococcus fecalis Andrewes and Horder, 1906	Intestinal tract	Nonpathogenic	Streptococcus fecalis
Streptococcus felini Bayne-Jones and Rivers, 1923	Infection in cats	Pathogenic	Streptococcus felini
Micrococcus fervitosus Adametz, 1888	Water	Saprophytic, faint yellow	Micrococcus fervitosus
Micrococcus finlayensis Sternberg	Viscera of yellow fever cadaver	Saprophytic, pale yellow	Staphylococcus albus
Micrococcus II of Fischel	Influenza	Pathogenic, yellow	Micrococcus sp.
Sarcina flava DeBary, 1887	Beer, cheese	Saprophytic, yellow	Sarcina flava
Merismopedia flava varians Dyar, 1895	Air	Saprophytic, yellow	Micrococcus varians
Micrococcus flavescens Henrici, 1894	Air, cheese	Saprophytic, yellow	Micrococcus flavescens
Micrococcus flavidus, Henrici, 1894	Milk, cheese	Saprophytic	Micrococcus flavidus
Micrococcus flavus Lehmann and Neumann, 1896	Air	Saprophytic, yellow	Micrococcus flavus
Micrococcus flavus v. Lingelsheim, 1908	Respiratory tract	Nonpathogenic	Neisseria flava

TABLES OF MICRO-ORGANISMS —(*Continued*)

Original Name	*Where Found*	*Character*	*New Classification*
Micrococcus flavus conjunctivae Gombert, 1888	Conjunctiva	Pathogenic	Micrococcus conjunctivitidis
Micrococcus flavus desidens Fluegge, 1886	Air, water	Saprophytic, yellowish-brown	Micrococcus desidens
Micrococcus flavus liquefaciens Fluegge, 1886	Air	Saprophytic, yellow	Micrococcus flavus
Micrococcus flavus liquefaciens tardus Unna and Tommasoli, 1890	Skin, eczema	Saprophytic, yellow	Micrococcus tardus
Micrococcus flavus tardigradus Fluegge, 1886	Air, water	Saprophytic, Olive-green-yellow	Micrococcus tardigradus
Micrococcus flocci	Conjunctival sac	Pathogenic	Not identified
Micrococcus fluorescens foetidus Klamann and Rosenbach, 1887	Nasal secretions	Saprophytic, grass-green-violet	Micrococcus foetidus
Micrococcus foetidus Veillon	Pus, gangrene	Anaerobic	Micrococcus foetidus
Micrococcus of foot and mouth disease Schottelius	Vesicular eruptions	Nonspecific	Not identified
Micrococcus of Forbes	Diseased larvae of cabbage butterfly	Pathogenic	Not identified
Streptococcus b of v Freudenreich, 1897	Kefir	Zymogenic	Streptococcus kefiri
Cryptococcus xanthogenicus Friere	Yellow fever cadaver	Pathogenic	Staphylococcus albus
Micrococcus freudenreichii Guillebeau, 1891	Ropy milk	Zymogenic	Micrococcus freudenreichii
Micrococcus fulvus Cohn, 1875	Horse manure	Saprophytic, rose	Micrococcus fulvus
Sarcina fuscesens Falkenheim	Human stomach	Zymogenic	Sarcina ventriculi
Micrococcus fuscus Maschek	Water	Saprophytic, dark brown	Micrococcus fuscus
Micrococcus of gangrenous mastitis of sheep Nocard	Mastitis	Pathogenic	Staphylococcus albus
Micrococcus gasogenes alcalescens Leucowitz	Mouth of new-born babies	Zymogenic	Micrococcus gasogenes
Micrococcus gelatinosus	Ropy milk	Zymogenic	Micrococcus viscosus
Micrococcus gelatinogenus Brautigam, 1891	Ropy infusion of digitalis	Zymogenic	Micrococcus gelatinogenus
Micrococcus ghadialli	Water	Saprophytic	Not identified
Micrococcus gingivae pyogenes Miller	Alveolar abscess	Pathogenic	Staphylococcus albus
Micrococcus gingivalis Ozaki, 1912	Saliva	Saprophytic	Micrococcus gingivalis
Streptococcus glycernaceus Orla-Jensen, 1919	Cheese	Zymogenic	Streptococcus glycernaceus
Die mikrokokken der gonorrhoe, Neisser, 1879	Gonorrhea	Pathogenic	Neisseria gonorrhoeae
"Gray coccus" Maschek, 1887	Water	Saprophytic, bluish-gray	Micrococcus subgriseus
Bacillus of Guillebeau, 1891	Ropy milk	Zymogenic	Micrococcus freudenreichii
Micrococcus gummosus Happ, 1893	Ropy infusion of sewage	Zymogenic	Micrococcus gummosus
Bacterium güntheri Lehmann and Neucamann,	Milk, cheese	Zymogenic	Streptococcus lactis

TABLES OF MICRO-ORGANISMS.—(*Continued*)

Original Name	*Where Found*	*Character*	*New Classification*
Staphylococcus haemorrhagicus Klein, 1897	Vesicles, "gargle" in sheep	Pathogenic	Micrococcus haemorrhagicus
Sarcina hamaguchiae Saito, 1907	Soy bean mash	Saprophytic	Sarcina hamaguchiae
Urosarcina hansenni Miquel	Soil	Reduce urea	Not identified
Streptococcus havanaensis Sternberg	Vomit of yellow fever patients	Nonspecific	Streptococcus lactis
Streptococcus hemolyticus II Holman, 1916	Pyogenic inflammations	Pathogenic	Streptococcus mixtos
Streptococcus holandicus Weichmann, 1889	Ropy milk	Zymogenic	Streptotoccus hollandicus
Staphylococcus hornensis Boekhout	Saccharine solutions	Zymogenic	Leuconostoc hornensis
Micrococcus humuli launensis Mohl	Hops	Zymogenic	Not identified
Streptococcus ignavus Holman, 1916	Intestines of dogs	Nonpathogenic	Streptococcus ignavus
Micrococcus imperatoris Roze, 1896	Potato, scab	Saprophytic	Micrococcus imperatoris
Streptotoccus infrequens Holman, 1916	Pyogenic inflammations	Pathogenic	Streptococcus mixtos
Micrococcus insectorum Burrill	Diseased cinch bugs	Pathogenic	Not identified
Sarcina intestinalis Zopf, 1885	Intestines of fowls	Zymogenic	Sarcina intestinales
Diplococcus intracellularis equi Johne	Meningitis in horses	Pathogenic	Neisseria equi
Micrococcus intracellularis meningitidis Weichselbaum, 1887	Cerebrospinal meningitis	Pathogenic	Neisseria intracellularis
Streptococcus inulinaceus Orla-Jensen, 1919	Sour milk	Zymogenic	Streptococcus inulinaceus
Micrococcus of Kirchner	Sputum influenza	Nonspecific	Not identified
Sarcina lactea Bergey et al., 1923	Milk	Saprophytic	Sarcina lactea
Micrococcus lacteus faviformis Bumm, 1887	Vaginal mucus	Saprophytic	Micrococcus faviformis
Micrococcus lactis acidi Marpmann	Milk	Zymogenic	Probably Micrococcus fruedenreichii
Bacillus lacticus Günther and Theirfelder, 1895	Milk	Zymogenic	Streptococcus lactis
Streptococcus lacticus Kruse	Milk, cheese	Zymogenic	Streptococcus lactis
Bacterium lactis Lister, 1873	Milk, cheese	Zymogenic	Streptococcus lactis
Micrococcus lactis albidus Conn	Milk	Saprophytic	Micrococcus freudenreichii
Micrococcus lactis varians Conn, Esten and Stocking, 1906	Milk	Saprophytic, yellow	Micrococcus varians
Micrococcus lactis viscosi Sternberg	Milk	Saprophytic	Micrococcus freudenreichii
Micrococcus lactis viscosus Conn, Esten and Stocking, 1906	Milk	Zymogenic	Micrococcus viscosus
Coccus lactis viscosi Gruber,	Milk	Saprophytic	Micrococcus freudenreichii
Micrococcus lardarius Krassilochtchik, 1896	Grossferie of silkworms	Pathogenic	Micrococcus lardarius
Micrococcus latericeus Freund, 1993	Saliva	Saprophytic, brick red	Micrococcus latericeus

TABLES OF MICRO-ORGANISMS.—(*Continued*)

Original Name	*Where Found*	*Character*	*New Classification*
Micrococcus leucochromogenes	Feces, tropics	Saprophytic	Not identified
Micrococcus liquefaciens Sternberg	Liver of yellow-fever cadaver	Saprophytic	Streptococcus liquefaciens
Streptococcus liquefaciens Orla-Jensen, 1919	Cheese	Zymogenic	Streptococcus liquefaciens
Micrococcus liquefaciens conjunctivae Gombert, 1889	Normal conjunctiva	Saprophytic	Micrococcus conjunctivae
Sarcina litoralis Oersted	Sea water	Saprophytic, red	Not identified
Micrococcus loewenbergii	Nose in ozena	Pathogenic	Probably Staphylococcus albus
Sarcina lutea Schroeter, 1886	Water, conjunctival sac	Saprophytic, yellow	Sarcina lutea
Bacteridium luteum Schroeter, 1872	Water	Saprophytic, yellow	Micrococcus luteus
Diplococcus luteus Adametz, 1888	Water	Saprophytic	Micrococcus luteus
Micrococcus luteus Cohn, 1872	Water	Saprophytic, sulphur-yellow	Micrococcus luteus
Micrococcus lyssae Neisser	Spinal cord of rabid animals	Nonspecific	Not identified
Streptococcus de la mammite Nocard and Mollereau, 1887	Bovine mastitis	Pathogenic	Streptococcus mastitidis
Micrococcus of Manfredi	Granuloma	Pathogenic	Streptococcus sp.
Streptococcus of Manneberg	Urine in acute nephritis	Pathogenic	Streptococcus pyogenes
Streptococcus of Marmorek	Erysipelas	Pathogenic	Streptococcus erysipelitos
Streptococcus mastitidis sporadicae Guillebeau	Bovine mastitis	Pathogenic	Streptococcus mastitidis
Streptococcus mastobius Nocard, Walereau, and Kitt	Gangrenous mastitis, sheep	Pathogenic	Streptococcus mastitidis
Sarcina maxima Lindner, 1888	Malt mash	Zymogenic	Sarcina maxima
Micrococcus melanocyclus Merker	Soil	Decompose cellulose	Micrococcus melanocyclus
Meningococcus	Meningitis	Pathogenic	Neisseria intracellularis
Ascococcus mesenteroides Cienkowsky, 1878	Beet juice fermentation	Zymogenic	Leuconostic mesenteroides
Micrococcus methystes Veley	Faulty rum	Zymogenic	Not identified
Staphylococcus minimus Gioella, 1907	Purulent pelvic cellulitis	Pathogenic	Micrococcus minimus
Sarcina minuta De Bary	Sour milk	Zymogenic	Sarcina minuta
Streptococcus mirabilis Roscoe and Lunt, 1892	Sewage	Saprophytic	Streptococcus mirabilis
Streptococcus mitior seu viridans, Schottmüller, 1903	Nose and throat	Pathogenic	Streptococcus mitior
Streptococcus mitis Andrewes and Horder, 1906	Nose and throat	Pathogenic	Streptococcus mitior
Streptococcus mixtos Bergey et al., 1923	Pyogenic inflammations	Pathogenic	Streptococcus mixtos
Sarcina mobilis **Maurea**, 1892	Old ascitic fluid	Saprophytic, brick-red	Rhodococcus agilis
Streptococcus monomorphous Bujwid and Heryng	Pharyngeal ulcer	Saprophytic	Not identified

TABLES OF MICRO-ORGANISMS.—(*Continued*)

Original Name	*Where Found*	*Character*	*New Classification*
Streptococcus morbillosus Klebs and Keating	Blood, exudates, measles	Pathogenic?	Not identified
Sarcina morrhuae	Codfish	Zymogenic	Not identified
Sarcina, mouth and lungs Fischer	Mouth and lungs, man	Zymogenic	Probably Sarcina pulmonum
Micrococcus mucofaciens Thöni and Thaysen, 1913	Milk	Saprophytic	Micrococcus mucofaciens
Diplococcus mucosus v. Lingelsheim, 1908	Nasopharynx	Saprophytic	Diplococcus pneumoniae
Micrococcus of mumps von Leyden	Saliva	Pathogenic	Not identified
Streptococcus of mycosis fungoides Rindfleisch and Auspitz	Granuloma fungoides	Nonspecific	Not identified
Micrococcus nasalis Hack, 1891	Nasopharynx	Saprophytic	Streptococcus nasalis
Micrococcus nuclei Roze, 1896	Potatoes	Saprophytic	Micrococcus nuclei
Micrococcus ochraceus Rosenthal, 1893	Air, saliva	Saprophytic, yellow	Micrococcus ochraceus
Micrococcus ochraleuceus Prove and Legrain	Urine	Saprophytic, sulphur-yellow	Not identified
Leuconostoc opalanitza Zettnow, 1907	In sugar refineries	Zymogenic	Leuconostoc opalanitza
Micrococcus orbicularis flavus Ravenel, 1896	Soil	Saprophytic	Micrococcus flavus
Micrococcus orchitidis Hugouneaug and Eraud	Orchitis	Pathogenic	Not identified
Micrococcus osteomyelitidis Becker	Osteomyelitis	Pathogenic	Probably Staphylococcus aureus
Micrococcus ovalis Escherich	Feces of infants	Saprophytic	Micrococcus ovalis
Panhistophyton ovatum Cornalia	Silkworms with pibrine	Pathogenic	Not identified
Micrococcus oxycyanogenes	Feces, tropics	Saprophytic	Not identified
Micrococcus of ozoena Loewenberg	Nasal secretions	Saprophytic	Probably Staphylococcus albus
Sarcina paludosa Schroeter, 1886	Marsh water	Saprophytic	Sarcina paludosa
Streptococcus paracitrovorus Hammer, 1920	"Starter" in cheese factories	Zymogenic	Streptococcus paracitrovorus
Neisseria parameningitidis Dopter	Throat	Pathogenic	Neisseria parameningitidis
Micrococcus parvulus Veillon and Zuber	Appendicitis	Anaerobic	Micrococcus parvulus
Micrococcus pasteuri Sternberg, 1881	Saliva	Pathogenic	Diplococcus pneumoniae
Micrococcus pellucidus Roze	Potato scab	Phytopathogenic	Not identified
Micrococcus of pemphigus acutus Gibier	Bullae of pemphigus	Pathogenic	Probably Staphylococcus aureus
Micrococcus percitreus Bergey et al., 1923	Air, water	Saprophytic, yellow	Micrococcus percitreus
Neisseria perflava Bergey et al., 1923	Respiratory tract	Nonpathogenic	Neisseria perflava
Micrococcus perflavus Bergey et al., 1923	Air, water	Saprophytic, yellow	Micrococcus perflavus

TABLES OF MICRO-ORGANISMS.—(*Continued*)

Original Name	*Where Found*	*Character*	*New Classification*
Streptococcus perniciosus psittacorum Eberth and Wolff	Gray parrot	Pathogenic	Streptococcus psittacorum
Streptococcus peritonitidis equi Hamburger, 1896	Peritonitis of horse	Pathogenic	Streptococcus peritonitidis
Micrococcus of pertussis Ritter	Sputum in whooping-cough	Nonspecific	Not identified
Micrococcus petroli Renault	"Boghead" coal	Saprophytic	Not identified
Micrococcus pfluegeri Ludwig	Luminous meat	Photogenic	Micrococcus phosphoreus
Staphylococcus pharyngis Bergey et al., 1923	Respiratory tract	Pathogenic	Staphylococcus pharyngis
Micrococcus phosphoreus Cohn, 1878	Fish	Photogenic	Micrococcus phosphoreus
Karphococcus pituitoparus Hohl, 1906	Slimy milk	Zymogenic	Micrococcus pituitoparus
Micrococcus plumosus Brautigam, 1888	Water	Saprophytic, yellowish	Micrococcus plumosus
Bacillus pluton White, 1912	European "foul-brood" of bees	Pathogenic	Diplococcus pluton
Micrococcus of pneumoniae Fraenkel, 1886	Lobar pneumonia	Pathogenic	Diplococcus pneumoniae
Diplococcus of pneumonia in horses Schutz	Pneumonia of horses	Pathogenic	Probably Diplococcus pneumoniae
Pseudodiplococcus pneumoniae Bonome	Sero-fibrinous exudate	Pathogenic	Probably Diplococcus pneumoniae
Pneumoniecoccus Fraedländer, 1882	Pneumonia	Pathogenic	Diplococcus pneumoniae
Micrococcus porcellorum	Swine with hepatitis	Pathogenic	Not identified
Micrococcus of progressive abscesses in rabbits Koch, 1878	Rabbits inoculated with putrid blood	Pathogenic	Micrococcus progrediens
Micrococcus of progressive lymphoma of animals	Sputum, broncho-pneumonia of measles	Pathogenic	Not identified
Micrococcus of progressive necrosis in mice Koch, 1886	Mice inoculated with putrid blood	Pathogenic	Streptococcus necrosis
Micrococcus pseudocyaneus Cohn	Air	Saprophytic, verdi-gris-green	Not identified
Streptococcus psittaci Eberth and Wolf	Disease of gray parrots	Pathogenic	Streptococcus psittacorum
Streptococcus puerperalis Furneaux	Puerperal fever	Pathogenic	Streptococcus puerperalis
Sarcina pulmonum Hauser, 1887	Sputum	Zymogenic	Sarcina pulmonum
Micrococcus putatus Ravenel, 1894	Soil	Saprophytic	Not identified
Micrococcus putridus	Water	Saprophytic	Not identified
Micrococcus of pyemia of rabbits Koch	Rabbits inoc with putrid flesh	Pathogenic	Not identified
Streptococcus pyogenes Rosenbach, 1884	Pus	Pathogenic	Streptococcus pyogenes
Staphylococcus pyogenes albus Rosenbach, 1884	Abscesses	Pathogenic	Staphylococcus albus
Staphylococcus pyogenes aureus Rosenbach, 1884	Abscesses	Pathogenic	Staphylococcus aureus
Staphylococcus pyogenes citreus Passet, 1885	Abscesses	Pathogenic	Staphylococcus citreus

TABLES OF MICRO-ORGANISMS.—*(Continued)*

Original Name	*Where Found*	*Character*	*New Classification*
Streptococcus pyogenes malignus Kruse and Fluegge, 1886	Leukemic spleen	Pathogenic	Streptococcus pyogenes
Micrococcus pyogenes tenuis Rosenbach, 1884	Pus	Pathogenic	Micrococcus tenuis
Micrococcus pyogenes ureae Rovsing, 1890	Purulent urine	Pathogenic	Streptococcus ureae
Micrococcus pyogenes ureae flavus Rovsing, 1890	Purulent urine	Pathogenic	Not identified
Staphylococcus pyosepticus Richet	Carcinoma of dog	Pathogenic	Staphylococcus albus
Streptococcus puerperalis Arloing, 1884	Puerperal fever	Pathogenic	Streptococcus puerperalis
Streptococcus puerperalis Fourneaux	Puerperal fever	Pathogenic	Streptococcus puerperalis
Micrococcus radiatus Fluegge, 1886	Air, water	Saprophytic, yellow-green	Micrococcus radiatus
Micrococcus of red sweat Babes, 1882	Red sweat	Saprophytic, blood red	Rhodococcus sp.
Sarcina reitenbachii Caspary	Decaying water plants	Saprophytic	Not identified
Sarcina renis Hepworth	Lungs, tuberculous cadavers	Saprophytic	Not identified
Micrococcus rheumaticus Poynton and Payne	Blood and joints, rheumatic fever	Pathogenic	Not identified
Micrococcus of Rhine water Burri	Water	Saprophytic	Not identified
Micrococcus rhodococcus	Stomach of goose	Saprophytic, red	Rhodococcus sp.
Rhodococcus rhodochrous Zopf, 1891	Water	Saprophytic, red	Rhodococcus rhodochrous
Micrococcus urinae albus olearius Dyar, 1895	Urine of cystitis	Saprophytic	Probably Staphylococcus albus
Micrococcus rosaceus Frankland, 1887	Water, milk	Saprophytic, red	Rhodococcus rosaceus
Micrococcus rosettaceus Zimmermann, 1890	Water	Saprophytic, grayish-yellow	Rhodococcus sp.
Diplococcus roseus Bumm	Air	Saprophytic pink	Rhodococcus roseus
Micrococcus roseus Fluegge, 1886	Air	Saprophytic, red	Rhodococcus roseus
Micrococcus roseus Maggiora	Skin	Saprophytic, pink	Rhodococcus roseus
Micrococcus of rose-red disease of wheat Prillieux	Bacteriosis of wheat	Phytopathogenic	Rhodococcus sp.
Micrococcus rubiginosus Edington	Scarlatina	Saprophytic, yellowish-white	Not identified
Micrococcus saccatus Migula, 1900	Nasal secretions	Saprophytic	Micrococcus saccatus
Streptococcus salivarius Andrewes and Horder, 1906	Nose and throat	Pathogenic	Streptococcus salivarius
Micrococcus salivarius pyogenes Biondi, 1887	Saliva, scarlatina	Pathogenic	Micrococcus salivarius
Streptococcus sanguinis canis Pitfield	Blood of dogs	Pathogenic	Not identified
Micrococcus saprogenes vini Kramer, 1892	Wine	Zymogenic	Micrococcus vini
Streptococcus saprophyticus Zangmeister, 1914	Nasopharynx, vagina	Pathogenic	Streptococcus saprophyticus

TABLES OF MICRO-ORGANISMS.—(*Continued*)

Original Name	*Where Found*	*Character*	*New Classification*
Streptococcus scarlatinae E. Klein, 1886	Scarlatina	Pathogenic	Streptococcus scarlatinae
Micrococcus scarlatinosus Cose and Feltz	Blood, skin, mouth, in scarlatina	Pathogenic	Streptococcus scarlatinae
Micrococcus of Schmidt-Mülheim	Milk	Zymogenic	Micrococcus viscosus
Micrococcus of Schütz	Slimy milk	Zymogenic	Micrococcus viscosus
Micrococcus sensibilis Zettnow, 1915	Air	Saprophytic	Micrococcus sensibilis
Micrococcus of septicemia in rabbits Koch	Rabbits inoc. with putrid flesh	Pathogenic	Not identified
Streptococcus septicopyaemiae Biondi, 1887	Phlegmonous angina	Pathogenic	Streptococcus pyogenes
Micrococcus septicus Fluegge	Soil	Pathogenic	Streptococcus sp
Streptococcus septicus liquefaciens Babes	Blood, septicemia	Pathogenic	Not identified
Micrococcus sialosepticus	Saliva, septicemia	Pathogenic	Not identified
Diplococcus siccus v. Lingelsheim, 1898	Respiratory tract	Nonpathogenic	Neisseria sicca
Micrococcus sordidus Dyar, 1895	Water	Saprophytic	Not identified
Micrococcus sornthalii Adametz, 1895	Puffy sornthal cheese	Zymogenic	Micrococcus sornthalii
Streptococcus stenos Bergey et al, 1923	Inflammatory infections, man	Pathogenic	Streptococcus stenos
Micrococcus subcitreus Migula, 1900	Air, water	Saprophytic, yellow	Micrococcus subcitreus
Neisseria subflava Bergey et al, 1923	Respiratory tract	Nonpathogenic	Neisseria subflava
Micrococcus subflavescens Bergey et al, 1923	Air, water	Saprophytic, yellow	Micrococcus subflavescens
Micrococcus subflavus Bumm, 1887	Air, water	Saprophytic, yellow	Micrococcus subflavus
Micrococcus subflavus Fluegge	Vaginal mucus	Pathogenic	Not identified
Micrococcus subgranulatus Freund, 1893	Air, saliva	Saprophytic, yellow	Micrococcus subgranulatus
Micrococcus stellatus Maschek, 1887	Water	Saprophytic, brownish-yellow	Micrococcus stellatus
Micrococcus of syphilis Hoberkon and Marcus	White blood corpuscles, in syphilis	Saprophytic, red	Not identified
Tetragenus tardissimus Altana, 1909	Infection in guinea pigs	Pathogenic	Gaffkya tardissima
Micrococcus tetragenus Archard and Gaillard	Variolous vesicles	Saprophytic, yellow	Micrococcus versatilis
Micrococcus tetragenus Bosc and Gabrielle	Gangrenous lung cavity	Pathogenic	Gaffkya tetragena
Micrococcus tetragenus Gaffky, 1883	Respiratory tract	Pathogenic	Gaffkya tetragena
Micrococcus tetragenus Marotta	Vesicles in small pox	Saprophytic	Not identified
Micrococcus tetragenus febris flavae Finlay and Sternberg	Yellow fever	Saprophytic, lemon yellow	Not identified
Micrococcus tetragenus febris flavae Finlay	Stomach of mosquito	Saprophytic	Micrococcus versatilis

TABLES OF MICRO-ORGANISMS.—(*Continued*)

Original Name	*Where Found*	*Character*	*New Classification*
Micrococcus tetragenus mobilis ventriculi Mendosa	Stomach	Saprophytic	Not identified
Micrococcus tetragenus subflavus von Besser, 1890	Nasal mucus	Saprophytic	Micrococcus subflavidus
Streptococcus thermophilus Orla-Jensen, 1919	Milk and cheese	Thermophilic	Streptococcus thermophilus
Micrococcus toxicatus Burrill	On poison ivy	Pathogenic	Not identified
Micrococcus of trachoma Sattler and Michel, 1886	Trachoma secretions	Saprophytic	Micrococcus trachomatis
Micrococcus of trachoma Snydecker	Trachoma secretions	Saprophytic	Probably Staphylococcus albus
Streptococcus tropicalis Castellani	Dermatitis cupoliformis	Pathogenic	Streptococcus tropicalis
Micrococcus uberis Dinwiddie	Milk	Zymogenic	Micrococcus viscosus
Micrococcus unnae Lareddo	Vesicles, chronic eczema	Pathogenic	Probably Staphylococcus albus
Planococcus ureae Beijerinck, 1901	Urine	Zymogenic	Sarcina ureae
Micrococcus ureae Cohn, 1872	Stale urine	Zymogenic	Micrococcus ureae
Micrococcus ureae Pasteur and Cohn	Ammoniacal urine, water	Zymogenic	Micrococcus ureae
Micrococcus ureae liquefaciens Fluegge, 1886	Urine	Zymogenic	Micrococcus liquefaciens
Micrococcus urinae flavus olearius Doyen	Urine in cystitis	Saprophytic, golden yellow	Not identified
Micrococcus urinae major Doyen	Urine in cystitis	Saprophytic	Not identified
Sarcina urinae Welcker, 1899	Urine	Saprophytic	Sarcina urinae
Micrococcus urinalbus Doyen	Urine in cystitis	Saprophytic	Not identified
Microsphaera vaccinae Cohn, 1872	Lymph in vaccine vesicles	Pathogenic	Micrococcus vaccinae
Urococcus van tieghemi Miquel	Soil	Reduce urea	Micrococcus ureae
Micrococcus varians Ewart	Water	Saprophytic, green	Not identified
Sarcina ventriculi Goodsir, 1842	Stomach contents	Saprophytic	Sarcina ventriculi
Micrococcus versatilis	Yellow fever cadaver	Saprophytic	Micrococcus versatilis
Micrococcus versicolor Fluegge, 1886	Air, water	Saprophytic, green-yellow	Micrococcus versicolor
Streptococcus versatilis Broadhurst	Bovine and equine feces	Saprophytic	Streptococcus versatilis
Micrococcus vibrans van Tieghem	Water	Saprophytic	Not identified
Micrococcus vini perda	Spoiled wine	Zymogenic	Not identified
Micrococcus violaceus Cohn, 1872	Water	Saprophytic, violet-blue	Micrococcus violaceus
Micrococcus viridis flavescens Guttmann, 1887	Lymph of varicella vesicles	Saprophytic, greenish-yellow	Micrococcus flavovirens
Micrococcus viscosus Pasteur	Ropy wort and beer	Zymogenic	Micrococcus viscosus
Diplococcus viscosus Saita, 1907	Slimy milk	Zymogenic	Micrococcus pituitoparus
Micrococcus viticulosis Katz and Fluegge, 1886	Air, water	Saprophytic	Micrococcus viticulosis
Micrococcus of Weigmann	Slimy milk	Zymogenic	Micrococcus viscosus

TABLES OF MICRO-ORGANISMS.—(*Continued*)

Original Name	*Where Found*	*Character*	*New Classification*
Sarcina welckeri Rossmann, 1857	Urine	Zymogenic	Sarcina welckeri
Micrococcus of whooping-cough Letzerich	Sputum in whooping-cough	Nonspecific	Not identified
Streptococcus X Evans, 1918	Cheese	Zymogenic	Streptococcus liquefaciens
Micrococcus xanthogenicus Freire	Yellow fever	Pathogenic	Not identified
FAMILY CHLAMYDOBACTERIACEAE			
Cladothrix dichotoma Cohn 1875	Swamp water	Saprophytic (iron bacteria)	Sphaerotilus dichotomus
Streptothrix epiphitica Migula 1895	Swamp water	Saprophytic (iron bacteria)	Leptothrix epiphitica
Gallionella ferruginea Ehrenberg, 1836	Water	Saprophytic (iron bacteria)	Didymohelix ferruginea
Spirulina ferruginea Kirchner 1878	Water	Saprophytic (iron bacteria)	Didymohelix ferruginea
Gleotila ferruginea Kutzing, 1849	Water	Saprophytic (iron bacteria)	Didymohelix ferruginea
Chlamydothrix ferruginea Migula 1900	Water	Saprophytic (iron bacteria)	Didymohelix ferruginea
Gloeosphaera ferruginea Rabenhorst	Water	Saprophytic (iron bacteria)	Didymohelix ferruginea
Streptothrix fluitans Migula, 1895	Swamp water	Saprophytic (iron bacteria)	Leptothrix fluitans
Clonothrix fusca Schorler 1904	Water	Saprophytic (iron bacteria)	Clonothrix fusca
Streptothrix hyalina Migula, 1895	Swamp water	Saprophytic (iron bacteria)	Leptothrix hyalina
Sphaerotilus natans Kutzing, 1833	Stagnant water	Saprophytic (iron bacteria)	Sphaerotilus natans
Leptothrix ochracea Kutzing 1843	Water	Saprophytic (iron bacteria)	Leptothrix ochracea
Crenothrix polyspora Cohn, 1870	Water	Saprophytic (iron bacteria)	Crenothrix polyspora
FAMILY MYCOBACTERIACEAE			
Bacillus acnes Gilchrist, 1901	Acne pustules	Pathogenic	Corynebacterium acnes
Mycobacterium aquae Galli-Valerio	Water	Pathogenic	Mycobacterium aquae
Bacillus berolinensis Rabinowitsch, 1897	Butter	Saprophytic	Mycobacterium berolinensis
Corynebacterium bovis Bergey et al, 1923	Milk	Saprophytic	Corynebacterium bovis
Butter bacillus Petri, 1897	Butter	Saprophytic	Mycobacterium butyricum
Bacillus of Colomiatti	Conjunctivitis	Nonpathogenic	Corynebacterium xerosis
Bacillus cuculi Graham-Smith 1904	Throat of cuckoo	Saprophytic	Corynebacterium cuculi
Fusiformis dentium Hoelling, 1910	Oral cavity	Pathogenic	Fusiformis dentium
Bacillus diphtheriae Klebs, 1883	Diphtheria	Pathogenic	Corynebacterium diphtheriae
Bacillus diphtheroides gallinarum Graham-Smith, 1904	Throat of chicken	Pathogenic	Corynebacterium gallinarum

TABLES OF MICRO-ORGANISMS.—(*Continued*)

Original Name	*Where Found*	*Character*	*New Classification*
Bacillus enzymicus Mellon, 1917	Lungs, blood, joints	Pathogenic	Corynebacterium enzymicum
Bacillus typhi exanthematici Plotz	Blood, typhus fever	Nonspecific	Corynebacterium sp.
Bacillus flavidus Morse, 1912	Nose and throat	Saprophytic	Corynebacterium flavidum
Grassbacillus II Moeller, 1899	Plant dust	Saprophytic	Mycobacterium graminis
Bacillus of Hoffmann, 1888	Normal throats	Saprophytic	Corynebacterium pseudodiphtheriticum
Bacillus of Korn, 1899	Butter	Saprophytic	Mycobacterium friburgensis
Bacillus leprae A Hansen, 1879	Leprosy	Pathogenic	Mycobacterium leprae
Bacillus of Lustgarten	Syphilitic lesions	Nonpathogenic	Mycobacterium smegmatis
Bacillus lymphophilus Torrey, 1916	Hodgkin s disease	Saprophytic	Corynebacterium lymphophilum
Bacillus mallei Loeffler	Glanders	Pathogenic	Pfeifferella mallei
Mist bacillus Moeller, 1898	Cow manure	Saprophytic	Mycobacterium stercusis
Bacillus pseudotuberculosis Eisenberg, 1891	Disease of rodents	Pathogenic	Corynebacterium pseudotuberculosis
Bacillus pseudodiphthericus Kruse, 1896	Normal throats	Saprophytic	Corynebacterium pseudodiphtheriticum
Bacillus pseudotuberculosis Kutscher, 1894	Lung of mouse	Pathogenic	Corynebacterium kutscheri
Bacillus paratuberculosis Johne and Frothingham, 1895	Chronic diarrhea in bovines	Pathogenic	Mycobacterium paratuberculosis
Bacillus der pseudodiphtheria Loeffler, 1887	Normal throats	Saprophytic	Corynebacterium pseudodiphtheriticum
Bacillus pseudotuberculosis murium Lehmann and Neumann, 1896	Lung of mouse	Pathogenic	Corynebacterium kutscheri
Bacillus pseudotuberculosis ovis Lehmann and Neumann, 1896	Kidney of sheep	Pathogenic	Corynebacterium ovis
Bacillus pseudotuberculosis rodentium Pfeiffer, 1889	Found in cats	Pathogenic	Corynebacterium pseudotuberculosis
Streptobacillus pseudotuberculosis rodentium Preisz, 1894	Disease of rodents	Pathogenic	Corynebacterium pseudotuberculosis
Rotzbacillus Loeffler, 1886	Glanders	Pathogenic	Pfeifferella mallei
Mycobacterium rubiacearum von Faber	Leaf nodules of Rubiaceae	Nitrogen-fixing	Mycobacterium rubiacearum
Bacillus segmentosus Cautley, 1894	Nasal secretions	Saprophytic	Corynebacterium segmentosum
Bacillus of smegma Bunge and Trautenroth	Smegma	Saprophytic	Mycobacterium smegmatis
Smegma bacillus Alvarez and Tavel, 1883	Smegma	Saprophytic	Mycobacterium smegmatis
Bacillus syphilidis Lustgarten	Syphilitic secretions	Saprophytic	Mycobacterium smegmatis
Fusiformis termitidis Helling, 1910	Intestines of termites	Saprophytic	Fusiformis termitidis
Schildkröten tuberkel-bacillus Friedman 1903	Lungs of turtles	Pathogenic	Mycobacterium chelonei
Bacillus tuberculosis Koch, 1884	Tuberculosis	Pathogenic	Mycobacterium tuberculosis (hominis)
Bacillus tuberculosis avium Strauss and Gemalia, 1891	Tuberculosis of birds	Pathogenic	Mycobacterium avium
Bacillus tuberculosis bovis Th. Smith, 1896	Bovine tuberculosis	Pathogenic	Mycobacterium tuberculosis (bovis)

TABLES OF MICRO-ORGANISMS.—(*Continued*)

Original Name	*Where Found*	*Character*	*New Classification*
Bacillus tuberculosis of fish Kral and Dubard, 1897	Disease of carp	Pathogenic	Mycobacterium piscium
Bacillus tuberculosis of frogs Küster, 1905	Liver of frog	Pathogenic	Mycobacterium ranae
Bacillus tuberculosis gallinarum Maffucci	Tuberculosis of fowls	Pathogenic	Mycobacterium avium
Bacillus tuberculosis of snakes Sibley, 1889	Snakes	Pathogenic	Mycobacterium tropidonatum
Bacillus X of Hoag, 1907	Air	Saprophytic	Corynebacterium hoagii
Bacillus xerosis Neisser and Kuschbert, 1884	Conjunctiva	Saprophytic	Corynebacterium xerosis
FAMILY MYXOBACTERIACEAE			
Chondromyces apiculatus Thaxter, 1892	On dung	Saprophytic	Chondromyces apiculatus
Chondromyces aurantiacus Berkeley and Curtis	On decaying wood	Saprophytic	Chondromyces aurantiacus
Myxococcus cirrhosus Thaxter, 1897	On dung	Saprophytic	Myxococcus cirrhosus
Myxococcus clavatus Quehl, 1906	On dung	Saprophytic	Myxococcus clavatus
Myxococcus coralloides Thaxter, 1892	On decaying lichens	Saprophytic	Myxococcus coralloides
Chondromyces crocatus Berkeley and Curtis	On decaying straw	Saprophytic	Chondromyces crocatus
Myxococcus cruentus Thaxter, 1897	On dung	Saprophytic	Myxococcus cruentus
Myxococcus digitatus Quehl, 1906	On dung	Saprophytic	Myxococcus digitatus
Chondromyces erectus Schroeter,	On dung	Saprophytic	Chondromyces erectus
Cystobacter fuscus Schroeter	On dung	Saprophytic	Polyangium fuscum
Chondromyces gracilepeus Thaxter, 1892	On dung	Saprophytic	Chondromyces gracilepeus
Myxococcus javanensis deKruyff, 1908	Manure	Saprophytic	Myxococcus javanensis
Chondromyces lichenocolus Thaxter, 1892	Parasite on lichens	Parasitic	Chondromyces lichenocolus
Myxococcus macrosporus Zukal, 1897	On dung	Saprophytic	Myxococcus macrosporus
Myxococcus ruber Bauer, 1904	On dung	Saprophytic	Myxococcus ruber
Myxococcus rubescens Thaxter, 1892	On dung	Saprophytic	Myxococcus rubescens
Micrococcus ruvescens Yoshii	Rabbit and deer dung	Zymogenic	Myxococcus ruvescens
Chondromyces serpens Thaxter, 1892	On decaying lichens	Saprophytic	Chondromyces serpens
Polyangium sorediatum Thaxter, 1897	Manure	Saprophytic	Polyangium sorediatum
Myxococcus stipulatus Thaxter, 1897	On dung	Saprophytic	Myxococcus stipulatus
Myxococcus virescens Thaxter, 1897	On manure	Saprophytic	Myxococcus virescens
Polyangium vitellinum Link, 1795	Decaying wood	Saprophytic	Polyangium vitellinum

TABLES OF MICRO-ORGANISMS.—*(Continued)*

Original Name	*Where Found*	*Character*	*New Classification*
FAMILY NITROBACTERIACEAE			
Bacterium aceti Hansen, 1894	Sour beer and wine	Zymogenic	Acetobacter kützingianum
Bacterium aceti Peters, 1889	Sour dough	Zymogenic	Acetobacter aceticum
Bacterium, aceticum Báginsky	Beer wort	Zymogenic	Acetobacter aceticum
Bacterium aceticum Zoilder	Beer wort	Zymogenic	Acetobacter aceticum
Bacterium acetigenum Henneberg, 1898	Vinegar	Form acetic acid	Acetobacter acetigenum
Bacterium acetosum Henneberg, 1898	Beer	Form acetic acid	Acetobacter acetosum
Bacterium acetum Thomsen, 1852	Vinegar	Zymogenic	Acetobacter acetum
Microspira aestuarii Elion	Sea water	Reduce sulphate	Thiospira aestuarii
Azotobacter agilis Beijerinck, 1901	Soil	Nitrogen fixing	Azotobacter agilis
Bacillus ascendans Henneberg, 1898	Vinegar and red wine	Form acetic acid	Acetobacter ascendans
Azotobacter beijerinckii Lipman, 1903	Soil	Nitrogen fixing	Azotobacter beijerinckii
Azotobacter chroococcum Beijerinck, 1902	Soil	Nitrogen fixing	Azotobacter chroococcum
Thiobacillus denitrificans Beijerinck	Soil	Oxidize sulfur	Thiobacillus denitrificans
Microspira desulphuricans Beijerinck	Soil	Reduce sulphates	Thiospira desulphuricans
Bacillus ethaceto-succinicus Frankland and Frew, 1892	Ammonio-ferricitrate solution	Zymogenic	Acetobacter sp
Nitrosomonas europaea Winogradsky, 1892	Soil	Oxidize NH_3 salts to NO_2	Nitrosomonas europeae
Hydrogenomonas flava Niklewski, 1907	Soil	Oxidize H to H_2O	Hydrogenomonas flava
Bacillus folicola Miehe	Leaf nodules of Ardisia	Nitrogen-fixing	Rhizobium folicola
Bacterium fossicularum Lehmann and Neumann	Soil	Oxidize hydrogen	Hydrogenomonas fossiculara
Bacterium hexacarbovorum Störmer	Soil	Utilize methane as a source of energy	Mathanomonas hexacarbovorus
Bacterium industrium Henneberg, 1898	Beer wort	Form acetic acid	Acetobacter industrium
Nitrosomonas javanensis Winogradsky, 1892	Soil	Oxidize NH_3 salts to NO_2	Nitrosomonas javanensis
Bacterium kützingianum Hansen, 1894	Beer	Form acetic acid	Acetobacter kutzingianum
Schinzia leguminosarum Frank	Root tubercles of leguminosae	Nitrogen-fixing	Rhizobium leguminosarum
Bacillus lindneri Zeidler, 1896	Beer wort	Form acetic acid	Acetobacter lindneri
Bacillus methanicus Söhngen, 1906	Soil	Oxidize CH_4 to CO_2 and H_2O	Methanomonas methanicus
Micrococcus nitrificans van Tieghem	Soil	Zymogenic	Probably Nitrosococcus nitrosus
Bacillus oligocarbophilus Beijerinck and van Delden, 1903	Soil	Oxidize CO to CO_2	Carboxydomonas oligocarbophila
Bacillus oxydans, 1897	Beer	Form acetic acid	Acetobacter oxydans

TABLES OF MICRO-ORGANISMS —(*Continued*)

Original Name	*Where Found*	*Character*	*New Classification*
Bacillus pantotrophus Kaserer, 1906	Soil	Oxidize H, forming H_2O	Hydrogenomonas pantotropha
Bacterium pasteurianum Hansen, 1879	Vinegar	Form acetic acid	Acetobacter pasteurianum
Acetobacter plicatum Fuhrmann 1906	Wine	Form acetic acid	Acetobacter plicatum
Bacillus radicicola Beijerinck, 1888	Tubercles of legumes	Phytopathogenic (Symbiotic)	Rhizobium radicicola
Bacillus radicicola Prazmowski, 1890	Root nodules, leguminous plants	Nitrogen fixing	Rhizobium radicicola
Acetobacter rancens Beijerinck	Cider	Zymogenic	Acetobacter rancens
Acetobacter suboxydans Kluyver and Leeuw	Cider	Zymongenic	Acetobacter suboxydans
Thiobacillus thiooxidans Waksman and Joffe 1922	Soil	Antotrophic	Thiobacillus thiooxidans
Thiobacillus thioparus Beijerinck 1904	Water, soil	Oxidize sulphides and thiosulphates	Thiobacillus thioparus
Thiobacillus trautweinii Bergey et al 1923	Water, soil	Facultatur antotrophic	Thiobacillus trautweinii
Azotobacter vinelandii Lipman, 1903	Soil	Nitrogen fixing	Azotobacter vinelandii
Hydrogenomonas vitrea Niklewski 1907–08	Soil	Oxidize H to H_2O	Hydrogenomonas vitrea
Azotobacter vitreum Löhnis and Westerman 1908	Soil	Nitrogen fixing	Azotobacter vitreum
Nitrobacter winogradskyi Buchanan, 1918	Soil	Oxidize NO_2 salts to NO_3	Nitrobacter winogradskyi
Nitrococcus Winogradsky, 1902	Soil	Oxidize NO_2 salt to NO_3	Nitrococcus nitrosus
Azotobacter woodstownii Lipman 1903	Soil	Nitrogen-fixing	Azotobacter woodstownii
Bacterium xylinum Brown 1886	Solutions of carbohydrates	Zymogenic	Acetobacter xylinum

FAMILY RHODOBACTERIACEAE
Sulphur and Bacteriopurpurin Bacteria

Amoebobacter bacillosum Winogradsky 1888	Water	Sulphur bacteria. Saprophytic	Amoebobacter bacillosum
Rhodobacterium capsulatum Molisch, 1907	Sea water	Contain bacteriopurpurin Saprophytic	Rhodobacterium capsulatum
Rhodococcus capsulatus Molisch 1907	River water	Bacteriopurpurin bacteria Saprophytic	Rhodorhagus capsulatus
Rhodonostoc capsulatus Molisch, 1907	Water	Bacteriopurpurin bacteria Saprophytic	Rhodonostoc capsulatus
Thiodictyon elegans Winogradsky, 1888	Water	Sulphur bacteria Saprophytic	Thiodictyon elegans
Rhabdomonas fusiformis Winogradsky, 1888	Water	Sulphur bacteria Saprophytic	Rhabdomonas fusiformis
Rhodocystis gelatinosa Molisch, 1907	Water	Bacteriopurpurin bacteria. Saprophytic	Rhodocystis gelatinosa
Thiosphaera gelatinosa Miyoshi, 1897	Water	Sulphur bacteria Saprophytic	Thiosphaera gelatinosa
Thiothece gelatinosa Winogradsky, 1888	Water	Sulphur bacteria. Saprophytic	Thiothece gelatinosa

TABLES OF MICRO-ORGANISMS —(*Continued*)

Original Name	*Where Found*	*Character*	*New Classification*
Rhodospirillum giganteum Molisch 1907	River water	Bacteriopurpurin bacteria Saprophytic	Rhodospirillum giganteum
Monas gracilis Warming 1876	Water	Sulphur bacteria Saprophytic	Rhabdomonas gracilis
Amoebobacter granulae Winogradsky 1888	Water	Sulphur bacteria Saprophytic	Amoebobacter granulae
Sarcina hyalina Kutzing 1886	Marsh water	Sulphur bacteria Zymogenic	Lampropedia hyalina
Ophidomonas jenense Ehrenberg 1838	Water	Sulphur bacteria Saprophytic	Thiospirillum jenense
Rhabdomonas minor Winograd sky 1888	Water	Sulphur bacteria Saprophytic	Rhabdomonas minor
Rhodococcus minor Molisch 1907	Water	Bacteriopurpurin bacteria Saprophytic	Rhodorhagus minor
Chromatium minus Winogradsky 1888	Water	Sulphur bacteria Saprophytic	Chromatium minus
Chromatium minutissimum Winogradsky 1888	Water	Sulphur bacteria Saprophytic	Chromatium minutissimum
Chromatium okenii Perty 1852	Swamps	Sulphur bacteria Saprophytic	Chromatium okenii
Rhodobacillus palustris Molisch 1907	Swamps	Bacteriopurpurin bacteria Saprophytic	Rhodobacillus palustris
Rhodovibrio parvus Molisch 1907	Water	Bacteriopurpurin bacteria Saprophytic	Rhodovibrio parvus
Rhodothece pendens Molisch 1907	Sea water	Sulphur bacteria Saprophytic	Rhodothece pendens
Rhodospirillum photometricum Molisch 1907	River water	Bacteriopurpurin bacteria Saprophytic	Rhodospirillum photometricum
Sarcina rosea Schroeter 1888	Swamp water	Sulphur bacteria Saprophytic	Thiosarcina rosea
Rhabdomonas rosea Cohn 1875	Water	Sulphur bacteria Saprophytic	Rhabdomonas rosea
Thioderma rosea Miyoshi 1897	Thermal springs	Sulphur bacteria Saprophytic	Thioderma rosea
Thiopedia rosea Winogradsky 1888	Swamp water	Bacteriopurpurin bacteria Saprophytic	Thiopedia rosea
Spirillum rosenbergii Warming 1876	Sea water	Sulphur bacteria Saprophytic	Thiospirillum rosenbergii
Thiocapsa roseopersicina Winogradsky 1888	Water	Sulphur bacteria Saprophytic	Thiocapsa roseopersicina
Protococcus roseopersicina Kutzing 1849	Water	Sulphur bacteria Saprophytic	Lamprocystis roseopersicina
Cohnia roseopersicina Winter 1884	Water	Saprophytic	Lamprocystis roseopersicina
Amoebobacter roseum Winogradsky 1888	Water	Sulphur bacteria Saprophytic	Amoebobacter roseum
Thiopolycoccus ruber Winogradsky 1888	Water	Sulphur bacteria Saprophytic	Thiopolycoccus ruber
Spirillum rubrum v Esmarch 1887	Putrefying blood of mouse	Bacteriopurpurin bacteria Zymogenic	Rhodospirillum rubrum
Thiocystis rufa Winogradsky 1888	Water	Sulphur bacteria Saprophytic	Thiocystis rufa
Spirillum rufum Perty 1852	Water	Saprophytic	Thiospirillum rufum

TABLES OF MICRO-ORGANISMS —(*Continued*)

Original Name	*Where Found*	*Character*	*New Classification*
Ophidomonas sanguinea Ehrenberg, 1875	Water	Sulphur bacteria Saprophytic	Thiospirillum sanguineum
Rhodocapsa suspensa Molisch, 1907	Sea water	Sulphur bacteria Saprophytic	Rhodocapsa suspensa
Thiocystis violacea Winogradsky, 1888	Water	Sulphur bacteria. Saprophytic	Thiocystis violacea
Chromatium violaceum Perty, 1852	Water	Sulphur bacteria Saprophytic	Chromatium violaceum
Thiosphaerion violaceum Miyoshi, 1897	Thermal springs	Sulphur bacteria Saprophytic	Thiosphaerion violaceum
Monas vinosa Ehrenberg, 1838 1838	Water	Sulphur bacteria. Saprophytic	Chromatium vinosum
Spirillum violaceum Warming, 1876	Sea water	Sulphur bacteria Saprophytic	Thiospirillum violaceum
Monas warmingii Cohn, 1875	Water	Sulphur bacteria Saprophytic	Chromatium warmingii
Chromatium violaceum Perty	Water	Sulphur bacteria Saprophytic	Chromatium violaceum
Chromatium weisii Perty, 1852	Water	Sulphur bacteria Saprophytic	Chromatium weisii
FAMILY SPIRILLACEAE			
Spirillum amyliferum van Tieghem, 1879	Water	Saprophytic	Spirillum amyliferum
Vibrio aquatilis Gunther, 1892	Water	Saprophytic	Vibrio aquatilis
Spirillum attennatum Warming	Sea water	Saprophytic	Not identified
Vibrio aureus, Weibel, 1888	Sewage	Saprophytic, golden yellow	Vibrio aurea
Vibrio berolinensis Neisser, 1893	Water	Saprophytic	Vibrio berolinensis
Microspira bonhoffii Migula, 1900	Water	Saprophytic	See Spirillum rugula
Pacinia cholerae asiaticae Trevisan, 1885	Asiatic cholera	Pathogenic	Vibrio comma
Spirillum cholerae asiaticae Fluegge, 1886	Asiatic cholera	Pathogenic	Vibrio comma
Bacillus choleroides Bujwid, 1893	Water	Saprophytic	Vibrio choleroides
Microspira comma Schroeter, 1886	Asiatic cholera	Pathogenic	Vibrio comma
Spirillum concentricum Kitasato, 1888	Putrid blood	Saprophytic	Spirillum concentricum
Vibrio danubicus Heider, 1893	Water	Saprophytic	Vibrio danubicus
Vibrio denticola Miller	Saliva	Saprophytic	Vibrio buccalis
Spirillum desulfuricans Beijerinck, 1895	Pit water	Zymogenic	Spirillum desulfuricans
Vibrio dunbarii Dunbar and Oergel	Water	Saprophytic	Vibrio dunbarii
Spirillum endoparagonicum Sarokin, 1887	Exudate of poplar tree	Saprophytic	Spirillum endoparagonicum
Vibrio ghinda Pfeiffer	Feces	Pathogenic	Vibrio ghinda
Vibrio insolitus Castellani	Intestinal tract	Pathogenic	Vibrio insolitus
Vibrio iwanoff	Water	Pathogenic	Probably Vibrio comma

TABLES OF MICRO-ORGANISMS.—(*Continued*)

Original Name	*Where Found*	*Character*	*New Classification*
Vibrio kegalliensis, var. paracholerae Castellani	Intestinal tract	Pathogenic	Vibrio paracholerae
Komma bacillus Koch, 1884	Asiatic cholera	Pathogenic	Vibrio comma
Komma bacillus der cholera nostras Finkler and Prior, 1884	Feces, cholera nostras	Saprophytic	Vibrio proteus
Spirillum leucomelaenum Perty	Water	Saprophytic	Not identified
Vibrio linguae Weibel, 1888	Tongue of mouse	Saprophytic	Vibrio linguae
Spirillum litoralis Warming	Bog water	Saprophytic	Not identified
Spirillum luteum Jumella	Bog water	Saprophytic	Not identified
Spirillum maasei Van't Hoff, 1897	Water	Pathogenic	Vibrio comma
Spirillum marinum Russell, 1892	Sea water	Saprophytic	Vibrio marina
Vibrio massauah Pasquale	Feces	Pathogenic	Vibrio massauah
Vibrio metchnikovi Gamaleia, 1888	Intestines of fowls	Pathogenic	Vibrio metchnikovi
Vibrio nasale Weibel, 1888	Nasal mucus	Saprophytic	Vibrio nasale
Vibrio phosphorescens Dunbar	Water	Photogenic	Vibrio phosphorescens
Spirillum of pseudocholera Rénan	Water	Pathogenic	Vibrio comma
Spirillum recti physeteris Beauregard	Ambergris	Zymogenic	Not identified
Spirillum roseum	Feces	Saprophytic, red	Not identified
Spirillum roseum Macé	Blenorrhagic pus	Saprophytic, rose red	Not identified
Spirillum rubrum von Esmarch, 1887	Water	Saprophytic, wine red	Spirillum rubrum
Vibrio saprophilis Weibel	Sewage	Saprophytic	Not identified
Spirillum schuylkilliensis Abbott, 1896	Water	Saprophytic	Vibrio schuylkilliensis
Vibrio septicus Kolle	Cholerine feces	Pathogenic	Vibrio septicus
Vibrio serpens Müller, 1786	Water	Saprophytic	Spirillum serpens
Spirillum smithii	Intestines of swine	Saprophytic	Not identified
Microspira sputigena Migula, 1900	Sputum	Saprophytic	Vibrio sputigena
Spirillum sputigenum Miller	Saliva	Saprophytic	Vibrio buccalis
Vibrio strictus Kutscher, 1895	Water	Saprophytic	Vibrio strictus
Spirillum tenue Ehrenberg, 1838	Water	Saprophytic	Spirillum tenue
Vibrio terrigenus Günther, 1894	Soil	Saprophytic	Vibrio terrigenus
Spirillum tyrogenum Denecke, 1885	Milk	Zymogenic	Vibrio tyrogenus
Vibrio undula Müller, 1786	Water	Saprophytic	Spirillum undula
Spirillum volutans Ehrenberg, 1838	Marsh water	Saprophytic	Spirillum volutans
Spirillum of Wernicke	Water	Pathogenic	Not identified
Microspira wolfii Migula, 1900	Chronic endometritis	Nonspecific	Vibrio wolfii
FAMILY SPIROCHAETACEAE			
Spirochaeta aboriginales Cleland	Granuloma	Nonspecific	Borrelia refringens
Spirochaeta aegyptica Bousfeld and Balfour	North African relapsing fever	Pathogenic	Borrelia berbera

TABLES OF MICRO-ORGANISMS.—(*Continued*)

Original Name	*Where Found*	*Character*	*New Classification*
Spirillum of African relapsing fever Dutton and Todd, 1905	Relapsing fever (South Africa)	Pathogenic	Borrelia duttoni
Microspira agarliquefaciens Gray and Chalmers	Soil	Dissolve agar-agar	Borrelia agarliquefaciens
Cristispira anodontae Keysselitz, 1906	Crystalline lens of mussels	Parasitic	Cristispira anodontae
Spirochaeta anserina Sakharoff,	Blood of geese	Pathogenic	Borrelia anserina
Spirochaeta balanitidis Hofmann and v. Prowazek	Balanitis	Saprophytic	Borrelia refringens
Cristispira balbiani Certes, 1882	Shellfish	Parasitic	Cristispira balbiani
Spirochaeta biflexa Wolbach and Binger, 1914	Pond water	Saprophytic	Leptospira biflexa
Spirillum in blood of mouse Wenyon, 1906	Blood of mouse	Pathogenic	Borrelia muris
Spirochaeta bovis caffris Nuttall	In Bos caffer typicus	Parasitic	Borrelia caffris
Spiroschaudinnia bronchialis Castellani	Bronchitis	Pathogenic	Probably Borrelia vincenti
Spirochaeta buccalis Cohn	Oral cavity	Pathogenic	Borrelia buccalis
Treponema calligyrum Noguchi, 1913	Smegma	Saprophytic	Treponema calligyrum
Spirochaeta culicis Sergent	Culex larvae	Parasitic	Borrelia culicis
Spirochaeta cytophaga Hutchinson and Clayton	Soil	Decompose cellulose	Borrelia cytophaga
Spirochaeta daxensis Cantacuzene, 1910	Thermal springs	Saprophytic	Spirochaeta daxensis
Spirochaeta denticola	Oral cavity	Pathogenic	Borrelia dentium
Spirochaeta dentium Koch	Oral cavity	Pathogenic	Borrelia dentium
Spirochaeta elusa Wolbach and Binger, 1914	Pond water	Saprophytic	Treponema elusum
Spirochaeta equi Martin	Cattle	Pathogenic	Borrelia theileri
Spirochaeta equina Theiler	Cattle	Pathogenic	Borrelia theileri
Spirochaeta eurystrepta Zuelzer, 1912	Swamp water	Saprophytic	Spirochaeta eurystrepta
Vibrio flavescens Weibel, 1888	Sewage	Saprophytic, yellowish-green	Spirochaeta flavescens
Spirillum flavum Weibel, 1888	Sewage	Saprophytic, ocher-yellow	Spirochaeta flava
Spirochaeta flexibilis Nägler	Water	Saprophytic	Borrelia flexibilis
Spirochaeta gadi Neumann	Sea fish	Parasitic	Borrelia gadi
Spirochaeta gangrenae nosocomiales Hoffmann	Noma	Nonspecific	Borrelia vincenti
Spirochaeta gigantea Warming	Water	Saprophytic	Spirochaeta gigantea
Spirillum glossinae Novy, 1906	Stomach of tsetse fly	Pathogenic	Borrelia glossinae
Saprospira grandis Gross, 1910	Foraminiferous sand	Saprophytic	Saprospira grandis
Spirochaeta granulosa penetrans Balfour	Chickens	Pathogenic	Borrelia granulosa
Spirochaeta grassi Doflein	Termites	Parasitic	Borrelia grassi
Spirochaeta hebdomadis Ido, Ito and Wani, 1918	Seven day fever	Pathogenic	Leptospira hebdomadis

TABLES OF MICRO-ORGANISMS.—(*Continued*)

Original Name	*Where Found*	*Character*	*New Classification*
Borrelia hispanicum Buen	Spanish relapsing fever	Pathogenic	Borrelia hispanicum
Spirochaete of hog cholera King and Bassluch, 1912	Blood of hogs	Pathogenic	Borrelia hyos
Spirillum of hospital gangrene Vincent	Ulcers	Pathogenic	Borrelia vincenti
Leptospira icteroides Nogouchi, 1919	Yellow fever	Pathogenic	Leptospira icteroides
Spirochaeta ictohemorrhagiae Inado and Ido, 1916	Infectious jaundice	Pathogenic	Leptospira ictohemorrhagiae
Spirochaeta inequalis Gerber	Oral cavity	Pathogenic	Borrelia buccalis
Cristispira interrogationis Gross, 1910	Intestines of mollusc	Saprophytic	Cristispira interrogationis
Spirochaeta jonesii Dutton, Todd and Tobey	Mud fish	Parasitic	Cristispira jonesii
Spirochaeta laverani Breinl and Kinghorn	Mice	Pathogenic	Borrelia laverani
Saprospira lepta Dimitroff	Oysters	Parasitic	Saprospira lepta
Spirochaeta lutrae v Prowazek	Fish-otter blood	Parasitic	Borrelia lutrae
Spirochaeta lymphaticae Proescher and White	Glands, lymphatic leukemia	Nonspecific	Borrelia lymphaticae
Spirochaeta macaci Castellani and Chalmers	Monkeys	Pathogenic	Borrelia macaci
Treponema macrodentium Noguchi, 1912	Oral cavity	Saprophytic	Treponema macrodentium
Spirochaeta marina Zuelzer, 1912	Sea water	Saprophytic	Spirochaeta marina
Spirochaeta media Hoffmann and v Prowazek	Oral cavity	Pathogenic	Borrelia media
Treponema microdentium Noguchi, 1912	Oral cavity	Saprophytic	Treponema microdentium
Spirochaeta microgyrata var gaylordi Lowenthal	Carcinoma	Nonspecific	Borrelia microgyrata
Cristispira mina Dimitroff	Oysters	Parasitic	Cristispira mina
Spirochaeta minor Carter	Rats	Pathogenic	Borrelia minor
Treponema minutum Noguchi, 1913	Genitalia of man	Saprophytic	Treponema minutum
Cristispira modicola Shellack	Oysters	Parasitic	Cristispira modicola
Spirochaeta morsus muris Futaki	Blood of mice	Pathogenic	Borrelia morsus-muris
Treponema mucosum Noguchi, 1913	Oral cavity, pyorrhea	Pathogenic	Treponema mucosum
Spirochaeta nevensi Brumpt	Chickens	Pathogenic	Borrelia nevensi
Spirochaeta nicollei Galli-Valerio	Chickens	Pathogenic	Borrelia nicollei
Spirochaeta obermeieri Cohn	Relapsing fever	Pathogenic	Borrelia recurrentis
Spirillum ostrae Noguchi	Oysters	Parasitic	Saprospira ostrae
Spirochaeta ovis Blanchard	Sheep	Pathogenic	Borrelia theileri
Spirochaeta pallida Schaudinn, 1905	Syphilis	Pathogenic	Treponema pallidum
Spirochaeta pelamidis Neumann	Fish	Pathogenic	Borrelia pelamidis
Treponema pertenuis Castellani, 1905	Frambesia	Pathogenic	Treponema pertenuis

TABLES OF MICRO-ORGANISMS.—(*Continued*)

Original Name	*Where Found*	*Character*	*New Classification*
Spirochaeta phagedenis Noguchi, 1913	Phagedenuous ulcer	Pathogenic	Borrelia phagedenis
Cristispira pinnae Gonder, 1908	Intestines of mollusc	Saprophytic	Cristispira pinnae
Spirochaeta pitheci Thiroux and Dunfougere	Monkeys	Pathogenic	Borrelia pitheci
Spirochaeta plicatilis Ehrenberg, 1838	Water	Saprophytic	Spirochaeta plicatilis
Spirile de la poule Marchoux and Salimbene, 1903	Septicemia of chicken	Pathogenic	Borrelia gallinarum
Spirochaeta pseudopallida Mulzer	Carcinoma	Nonspecific	Borrelia pseudopallida
Saprospira puncta Dimitroff	Oysters	Parasitic	Saprospira puncta
Spirochaeta pyogenes Mezineseu	Tuberculous pyelitis	Nonspecific	Borrelia sp
Spirochaeta recta Gerber	Oral cavity	Pathogenic	Borrelia vincenti
Spirochaeta refringens Schaudinn, 1905	Genitalia of man	Saprophytic	Borrelia refringens
Spirochaete of relapsing fever Laveran, 1903	Relapsing fever in cattle	Pathogenic	Borrelia theileri
Spirochaete of relapsing fever Mackie, 1907	Relapsing fever (India)	Pathogenic	Borrelia carteri
Spirochaete of relapsing fever Norris, 1906	Relapsing fever (America)	Pathogenic	Borrelia novyi
Spirillum of relapsing fever Obermeier, 1873	Relapsing fever (Europe)	Pathogenic	Borrelia recurrentis
Spirochaete of relapsing fever Sergent and Foley, 1908	Relapsing fever (Algeria)	Pathogenic	Borrelia berbera
Spirochaeta rossi Nuttall	West African relapsing fever	Pathogenic	Borrelia duttoni
Spirochaeta schaudinni v. Prowazek	Tropical ulcer	Pathogenic	Treponema schaudinni
Cristispira spiculifera Shellack	Oysters	Parasitic	Cristispira spiculifera
Spirochaeta stenostrepta Zuelzer, 1912	Sulfur water	Saprophytic	Spirochaeta stenostrepta
Spirochaeta tapetos Dobell	Mussels	Parasitic	Cristispira tapetos
Cristispira tenue Dimitroff	Oysters	Parasitic	Cristispira tenue
Spirochaeta tenuis Gerber	Oral cavity	Pathogenic	Borrelia vincenti
Spirochaeta termitis Leidy	Termites	Parasitic	Saprospira termitis
Spirochaeta theileri Laveran	Anemia in cattle in So Africa	Pathogenic	Borrelia theileri
Spirochaeta undulata Gerber	Oral cavity	Pathogenic	Borrelia buccalis
Christispira veneris Dobell	Crystalline lens of Venus casta	Parasitic	Cristispira veneris
Spirochaeta vespertilionis Brumpt	In vespertilio kuhli	Pathogenic	Borrelia vespertilionis
Spirillum of Vincent Blanchard	Oral cavity	Pathogenic	Borrelia vincenti

SARCINÆ. TETRADS.

STAPHYLOCOCCI. STREPTOCOCCI. DIPLOCOCCI.

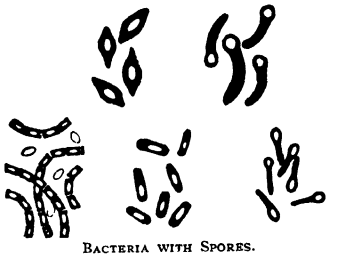

BACTERIA WITH SPORES.



BACILLI OF VARIOUS FORMS.



BACTERIA SHOWING FLAGELLA.

BACTERIA WITH CAPSULES.

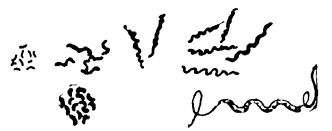

TYPES OF SPIRILLA.

THE PHYSICAL APPEARANCE OF MICRO-ORGANISMS. GREATLY MAGNIFIED.

microphotograph (*mi-kro-fo'-to-graf*) [*micro-; photograph*]. 1. A photograph of microscopic size. 2. See *photomicrograph*.

microphthalmus (*mi-krof-thal'-mus*) [*micro-; ὀφθαλμός*, eye]. 1. The condition of having an abnormally small eye. 2. A person having such an eye.

microphysics (*mi-kro-fiz'-iks*). That branch of science which deals with electrons, atoms and molecules.

microphyte (*mi-kro'-fīt*) [*micro-; φυτόν*, a plant]. Any microscopic plant, especially one that is parasitic.

micropia (*mi-kro'-pe-ah*). See *micropsia*.

microplanar (*mi-kro-pla'-nar*) [*micro-; planus*, flat]. The name given to anastigmatic objectives of perfect correction, and designed especially for use in photographing small objects, like embryos, and for microprojection.

microplasia (*mi-kro-pla'-ze-ah*) [*micro-; πλάσις*, a molding]. Arrested development.

micropolariscope (*mi-kro-po-lar'-is-skōp*) [*micro-; polaris*, polar; *σκοπεῖν*, to view]. A polariscope used in connection with a microscope.

microprojection (*mi-kro-pro-jek'-shun*). The projection of the image of microscopic objects on a screen.

microprosopa (*mi-kro-pro-so'-pah*) [*micro-; πρόσωπον*, face]. Congenital smallness of the face.

microprotein (*mi-kro-pro'-te-in*). See *mycoprotein*.

micropsia (*mi-krop'-se-ah*) [*micro-; ὄψις*, sight]. A defective state of vision in which objects appear very small.

micropsychia (*mi-kro-si'-ke-ah*) [*micro-; ψυχή*, mind]. Weak-mindedness.

micropus (*mi-kro'-pus*) [*micro-; πόυς*, foot]. Abnormal smallness of the feet; a congenital defect.

micropyle (*mi'-kro-pīl*) [*micro-; πύλη*, gate; orifice]. The small opening in an ovum through which the spermatozoon may penetrate.

microrefractometer (*mi-kro-re-frak-tom'-et-ur*) [*micro-; refractometer*]. A refractometer used in studying the blood corpuscles.

microrrhinia (*mi-kro-rin'-e-ah*) [*micro-; ῥὶς*, nose]. Congenital atrophy or smallness of the nose.

microscelous (*mi-kros'-el-us*) [*micro-; σκέλος*, leg]. Short-legged.

microscope (*mi'-kro-skōp*) [*micro-; σκοπεῖν*, to view]. An apparatus through which minute objects are rendered visible. It consists of a lens or group of lenses by which a magnified image of the object is produced. **m., binocular**, a microscope having divergent oculars, one for each eye, so that the object is seen with both eyes. **m., compound**, one that consists of two or more lenses or lens-systems, of which one, the objective, placed near the object, gives an enlarged and inverted real image; the other, the ocular, acting like a simple microscope, gives an enlarged virtual image of the real image. **m. Rife**, one that magnifies 17,000 diameters. **m., simple**, one of one or more lenses or lens-systems acting as a single lens. The rays of light that enter the observer's eye after refraction through these lenses, proceed directly from the object itself. **m., slit lamp**, an apparatus which, in combination with the corneal microscope, enables the physician to observe the endothelium on the posterior surface of the cornea.

microscopic (*mi-kro-skop'-ik*) [*microscope*]. 1. Pertaining to the microscope. 2. Visible only with the aid of a microscope.

microscopist (*mi-kros'-ko-pist*) [*microscope*] One who is skilled in the use of the microscope

microscopy (*mi-kros'-ko-pe*) [*microscope*] The use of the microscope, examination with the microscope

microseme (*mi'-kro-sēm*) [*micro-*; *σῆμα*, sign; index] Having the orbital index less than 83

microsmatic (*mi-kros-mat'-ik*) [*micro-*, *ὀσμή*, a smell] Having ill-developed olfactory organs

microsol (*mi'-kro-sol*) Trade name of an antiseptic mixture of copper sulphocarbolate, copper sulphate and diluted sulphuric acid

microsoma (*mi-kro-so'-mah*) [*micro-*, *σῶμα*, body] In biology, small chromatin-granules in the cell-nuclei

microsomia (*mi-kro-so'-me-ah*) [see *microsoma*] Abnormal smallness of the whole body

microspectroscope (*mi-kro-spek'-tro-skōp*) [*micro-*, *spectrum*, *σκοπεῖν*, to view] A spectroscope used in connection with the ocular of a microscope, and by means of which the spectra of microscopic objects can be examined

microsphygmy (*mi-kro-sfig'-me*) [*micro-*, *σφύγμος*, pulse] Diminished amplitude of the pulse with small oscillometric index

microsphyxia (*mi-kro-sfiks'-e-ah*) [*micro-*, *σφύξις*, pulse] Weakness or smallness of the pulse

Microspira (*mi-kros'-pir-ah*) [*micro-*, *σπεῖρα*, a coil] A genus of *Spirillaceæ* with rigid cells, and one, rarely two or three polar flagella

Microspironema (*mi kro spi ro ne' mah*) A genus of protozoa, same as *Spironema*, *q. v.*

microsplanchnus (*mi-kro-splangk'-nus*) [*micro-*, *σπλάγχνον*, viscus] Having small viscera

microsplenia (*mi-kro-sple'-ne-ah*) [*micro-*, *σπλήν*, the spleen] Abnormal smallness of the spleen

Microsporidia (*mi-kro-spor-id'-e-ah*) [*micro-*, *σπόρος*, seed] A genus of the class of *Sporozoa*,

microsporon (*mi-kro-spo'-ron*) [see *microsporidia*] A fungus to which several diseases of the skin and hair are believed to be due **m. furfur.** See *tinea versicolor*

microstat (*mi'-kro-stat*) [*micro-*, *στατός*, fixed] The stage and finder of the microscope

microstethophone (*mi-kro-steth'-o-fōn*) [*micro-*, *στῆθος*, chest, *φῶνη*, sound] A stethoscope which magnifies the sounds heard

microstethoscope (*mi kro-steth'-o-skōp*) [*micro-*, *stethoscope*] A stethoscope which magnifies the sounds heard

microsthenic (*mi kro-sthen'-ik*) [*micro-* *σθένος*, power] Having feeble muscular power

microtesia (*mi-kro te' se-ah*) [*μικρότης*, smallness] Congenital smallness of part of the body

microstomia (*mi-kro-sto'-me-ah*) [*micro-*, *στόμα*, mouth] Abnormal smallness of the mouth

microtherm (*mi'-kro therm*) [*micro-*, *θέρμη* heat] An organism in which the life-processes are carried on at a low temperature

microtia (*mi-kro'-she-ah*) [*micro-*, *οὖς*, ear] Abnormal smallness of the external ear

microtome (*mi'-kro-tōm*) [*micro-*, *τέμνειν*, to cut] An instrument for making thin sections for microscopic examination **m., freezing,** one in which the tissue is frozen, in order to secure the hardness required for properly cutting sections

microtomy (*mi-krot'-o-me*) [*microtome*] Section-cutting

microtrichia (*mi-kro-trik'-e-ah*) [*micro-*, *θρίξ*, hair] Shortness or fineness of the hair

microunit (*mi-kro-ū'-nit*) A unit of minute measurements, the one-millionth part of an ordinary unit

microvolt (*mi'-kro-vōlt*) One-millionth of a volt.

microxycyte (*mi-kroks'-is-it*) [*micro-*, *ὀξύς*, sharp, *κύτος*, a cell] A cell containing fine oxyphil granules and a more or less pigmented nucleus, occurring in the peritoneal fluid of infected subjects

microxyphil (*mi-kroks'-e-fil*) See *microxycyte*

microzoon (*mi-kro-zo'-on*) A protozoon

microzyme (*mi'-kro-zim*) [*micro-*, *ζύμη*, leaven]. One of certain minute particles of living matter that are by some supposed to be living organisms capable of an independent existence, and which are the cause of normal and pathological fermentation, the real agents of the functions of the organism, the perversion of whose function constitutes disease

miction (*mik'-shun*) Same as *micturition*

mictocystis (*mik-to-sis'-tis*) [*μικτός*, mixed, *κύστις*, a bag] An organic sac made up of different textures

mictopyous (*mik-to-p'-e-us*) [*μικτός*, mixed, *πύον*, pus] Mixed with pus

micturate (*mik'-tū-rāt*) To urinate

micturition (*mik-tū-rish'-un*) [*micturire*, to urinate] The act of passing urine **m. -center,** the center governing the act of micturition, it is situated in the lumbar region of the spinal cord

mid- [AS., *mid*, middle, with] A prefix meaning middle, also with

midaxilla (*mid-aks-il'-ah*) The center of the axilla

midbody (*mid' bod e*) A mass of granules formed in the equator of the spindle during the anaphase of mitosis

midbrain The mesencephalon

midcarpal (*mid-kar'-pal*) Between the two rows of carpal bones, mediocarpal

midfrontal Pertaining to the middle of the fore head

midgut See *mesogaster*

midol (*mid' ol*) A proprietary headache remedy containing pyramidon and caffeine

midpain (*mid'-pān*) Intermenstrual pain

midriff [*mid-*, *hrif*, belly] The diaphragm

midsternum (*mid-ster'-num*) [*mid-*, *sternum*] The mesosternum

midtarsal (*mid-tar'-sal*) Between the two rows of tarsal bones, mediotarsal

midwife [*mid*, *wif* a woman] A female nurse or other woman, who attends women in child-birth

midwifery [*midwife*] Obstetrics

Miescher's tubes (*me' sher*) [Johann Friedrich *Miescher*, German pathologist, 1811–1887] Protoplasmic masses (*Sarcosporidia*) surrounded by a distinct cuticle, and breaking up into a series of spores when mature, they are met in the muscular tissue of domestic animals

migraf (*mi'-graf*) A portable microscope and camera combined, designed for the observation of microscopic objects and for making a quick and permanent record of the same

migrainator (*mig'-ra-na-tor*) An apparatus for the relief of migraine consisting of two plates held by a spring for the compression of the temporal arteries and regulation of the circulation of the blood in the head

migraine (*me'-grān*) [Fr., from *ἡμι*, half, *κρανίον*, skull] A paroxysmal affection characterized by headache, usually unilateral, and by gastric, vasomotor and visual disturbances

migrainin (*mig'-ra-nin*) [*migraine*] A name given to a mixture of antipyrine, citric acid, and caffeine It is used for the treatment of migraine, of the headache of influenza and of that due to

alcohol, tobacco, and morphine. Dose 15–45 gr. (1–3 Gm.) in 24 hours.

migrate (*mi'-grāt*). To wander.

migration (*mi-gra'-shun*) [*migrare*, to wander]. A wandering. **m., external** (of the ovum), the passage of the ovum from an ovary to the tube of the opposite side. **m., internal** (of the ovum), the passage of the ovum through the tube related to the ovary from which the ovule was discharged, into the uterus and across into the opposite tube. **m. of ovum,** the passage of the ovum from the ovary to the Fallopian tube. **m. of white corpuscles,** one of the phenomena of inflammation, consisting in the passage of the white corpuscles of the blood through the vessel-wall.

migratory (*mi'-grat-o-re*) [*migrare*, to wander]. Characterized by wandering, or changing locality. **m. pneumonia.** See *pneumonia migrans.*

migrol (*mig'-rol*). A proprietary remedy for migraine, said to consist of caffeine, sodium bicarbonate, and guaiacetin.

migrosine (*mig'-ro-sin*). A mixture of menthol and acetic ether used in migraine.

mika operation (*mi'-kah*) [African]. A method in vogue among certain African tribes for the purpose of preventing impregnation. It consists in the formation of a permanent urethro-perineal fistula in the male.

mikozone (*mi'-ko-zōn*). A variety of chlorodyne, used as a hypnotic and sedative.

mikro- (*mi'-kro-*). See *micro-*.

mikron (*mi'-kron*). Micron.

Mikulicz's cells (*mik'-oo-lits*) [Johannes von *Mikulicz*, Polish surgeon, 1850–1905]. Vesicular cells found in the diseased tissue in cases of rhinoscleroma and containing *Bacillus rhinoscleromatis.* **M.'s dictum,** that it is highly dangerous to give a general anesthetic to a patient whose hemoglobin percentage is below 30. **M.'s disease,** chronic hypertrophic enlargement of the lacrimal and salivary glands. **M.'s drain,** a method of draining the abdominal cavity after operation. A piece of iodoform-gauze, with a string tied to its center, is placed in the cavity, and into this improvised sac considerably more gauze is packed. Pressure is thus induced while the capillary action of the

J. von Mikulicz.

sac secures drainage. **M.'s mask,** a frame covered with gauze and worn over the mouth and nose of the operating surgeon. **M.'s operation.** 1. *For the removal of tonsillar tumors:* it is done by an incision through the neck, the cut extending from the mastoid process downward and forward as far as the great cornu of the hyoid bone; the ascending ramus of the jaw is then resected and the wall of the pharynx is divided; a preliminary tracheotomy is performed. 2. *For tarsectomy:* the same as *Wladimiroff's operation,* but independently designed. **M.'s two-time operation,** a resection of the intestine in two operations, two days apart.

Mikulicz-Vladimiroff operation (*mik'-oo-lits-Vlad-e'-me-rof*). An osteoplastic resection of the foot in which the soft parts of the heel are removed together with the astragalus and os calcis, and the sawed tibia and fibula are approximated to the sawed scaphoid and cuboid.

mil [*mille*, a thousand]. 1. The one-thousandth part of an inch. 2. The one-thousandth part of a liter; the modern equivalent of a cubic centimeter. **m., circular,** the area of a circle the one-thousandth of an inch in diameter.

milammeter (*mil-am'-et-ur*). Same as *milliamperemeter.*

milchlin (*miltsh'-lin*). A condensed skimmed milk; when diluted with water it is said to resemble ordinary milk.

mildew (*mil'-dū*) [AS., *meledeáw*, honey-dew]. A common name for minute fungi parasitic on plants, and also found on dead vegetable substances.

mildiol (*mil'-di-ol*). A disinfectant said to consist of a mixture of creosote and petroleum.

milfoil (*mil'-foil*). See *Achillea.*

miliaria (*mil-e-a'-re-ah*) [*milium*]. An acute inflammatory disease of the sweat-glands, the lesions consisting of vesicles and papules, accompanied by a pricking or tingling sensation. It occurs especially in summer, is due to excessive sweating, runs an acute or subacute course, and is followed by slight desquamation. Relapses are common. **m. alba, m. arthritica,** a form occurring only in those affected with gouty or rheumatic cardiac disease. **m. crystallina,** a variety of miliaria in which the sweat accumulates under the superficial horny layers of the epidermis to form small, clear, transparent vesicles. Syn., *sudamina crystallina.* **m. papulosa,** the well-known "prickly heat." **m. rubra.** See *miliaria.*

miliary (*mil'-e-a-re*) [*milium*]. 1. Of the size of a millet-seed, as *miliary* aneurysm, *miliary* tubercle. 2. Attended or characterized by the formation of numerous lesions the size of a millet-seed, as *miliary* tuberculosis. **m. fever.** See *miliaria.* **m. tuberculosis.** See *tuberculosis, miliary.*

milium (*mil'-e-um*) [L., "millet-seed"]. 1. A disease of the skin characterized by the formation of small, pearly, noninflammatory elevations (*milia*) situated mainly on the face. It is due to the occlusion of the ducts of sebaceous follicles, the secretion of which accumulates and distends the follicles. 2. One of the elevations characteristic of milium. **m., amyloid.** Synonym of *mc'luscum contagiosum, q. v.* **m., colloid,** a rare skin-disease characterized by the presence, especially on the bridge of the nose, forehead, and cheeks, of minute, shining, flat, or slightly raised lesions of a pale-lemon or bright-lemon color. It is a form of colloid degeneration of the skin, affecting persons of middle or advanced age.

milk. The opaque white secretion of the mammary glands of the female of mammalia. Cream from which the fatty matter has been

	Fat	*Casein*	*Albumin*	*Milk-sugar*	*Ash*	*Total Solids*	*Water*
Human milk	2 90	2 40	0 57	5 87	0 16	12 00	88 00
Cow s milk	3 50	3 98	0 77	4 00	0 17	13 13	86 87
Camel's milk	2 90	3 84		5 66	0 66	13 06	86 94
Goat s milk	4 20	3 00	0 62	4 00	0 56	12 46	87 54
Ass s milk	1 02	1 09	0 70	5 50	0 42	8 83	91 17
Mare's milk	2 50	2 19	0 42	5 50	0 50	11 20	88 80
Sheep s milk	5 30	6 10	1 00	4 20	1 00	17 73	82 27

removed is known as *buttermilk* *Skimmed milk* is that from which the cream has been removed **m -catalase,** an enzyme of cow s milk capable of decomposing hydrogen dioxide and similar compounds, it is rendered inactive by heating to 80° C **m , certified,** milk of the highest quality, of uniform composi tion, obtained from healthy cows by cleanly methods and under the special supervision and sanction of a milk commission composed of physicians and sanitarians **m , condensed,** cow s milk from which a large part of the water has been evaporated, a syrupy liquid remaining which is preserved with or without the addition of sugar **m.-crust** See *crusta lactea* **m.-cure,** the method of treating certain diseases by an exclusive diet of milk **m - cyst,** a cyst of the galactophorous duct **m , diabetic,** a prepared milk containing a small percentage of lactose **m -fever,** a slight rise of temperature attending the establishment of the secretion of milk It is due to a mild degree of septic intoxication **m , homogenized,** milk which has been subjected to a pressure of about 3000 pounds at a temperature of about 75° C , with the result that the fat globules have been broken up and a permanent emulsion has been formed **m -leg.** See *phlegmasia alba dolens* **m of asafetida,** white aqueous emulsion of asafetida **m. of lime,** white wash **m. of magnesia** magne sium hydroxide suspended in water **m of sul- phur,** precipitated sulphur mixed with water **m.-pox.** Same as alastrim, *q v* **m.-punch,** a preparation made by adding brandy, whisky, or rum to milk in the proportion of about one to four or six parts, and flavoring with sugar and nutmeg **m.-sickness,** a disease of cattle com- municable to persons who drink their milk or eat their flesh, it is marked by chills and tremb- ling, vomiting, and disorder of the alimentary functions **m.-somatose,** a food preparation similar to somatose made from meat but con- taining 5% of tannin **m.-spot.** See *strophu- lus* **m.-sugar,** the sweet principle of milk, lactose, *q v* **m -teeth,** the teeth of the first dentition **m.-tester,** a lactometer **m.-tumor,** a tumor of the breast from retention of milk **m.-vine,** the plant *Periploca græca* **m., virgin's,** rose water rendered milky by the addition of tincture of benzoin

milkine (*mil'-kēn*) A concentrated compound of cow's milk, 50%, malted cereals, 44%, beef, 5%, calcium hydroxide, 0 5%, and sodium chloride, 0 5% It is a light yellow powder with sweet taste and marked odor

milking (*milk'-ing*). Pressing a finger along a compressible tube in order to squeeze out the contents

Millar's asthma (*mil'-ar*) [John *Millar*, Scotch physician, 1735–1801] Laryngismus stridulus

Millard-Gubler syndrome (*me-yar'-goo-bler'*) [Auguste Louis Jules *Millard*, French physician, 1830–1916, Adolph *Gubler*] Alternate hemi- plegia

Millard's test for albumin in urine (*mil'-ard*) [Henry B *Millard*, American physicion, 1832–1893] Add a mixture of carbolic acid, acetic acid, and liquor potassæ to the suspected urine, if albumin is present a white precipitate will be thrown down

milli- (*mil-e-*) [*mille*, thousand] A prefix mean- ing a thousand

milliampère (*mil-e am'-pār*) [*milli-, ampere*] One- thousandth of an ampere = 1 volt divided by 1000

milliamperemeter (*mil-e-am-par'-me-ter*) [*milliam- pere, μέτρον*, a measure] An instrument for measuring the strength of an electric current

millibar (*mil'-e-bar*) A unit of atmospheric pressure, the thousandth part of a bar

millicurie (*mil-e kur' re*) [*milli-, curie*] One thousandth part of a curie

milligram (*mil' e gram*) [*milli-, gram*] A thou sandth part of a gram

milliliter (*mil' li e ter*) [*milli , liter*] A thou- sandth part of a liter

millimeter (*mil'-im-e-ter*) [*milli-, meter*] A thou sandth part of a meter

millimicron (*mil-e-mi'-kron*) Micromillimeter

millimol (*mil-e-mol*). The one thousandth of a gram-molecule

millinormal (*mil in-or'-mal*) [*milli normal*] Containing a thousandth part of what is normal

Millon's reagent (*mil'-on*) [Auguste Nicolas Eugène *Millon*, French chemist, 1812–1867]. A reagent made by dissolving 10 Gm of mer- cury in 20 Gm of nitric acid diluting the solu- tion with an equal volume of water and decant- ing in 24 hours With proteins and with derivatives of benzene and naphthalene it gives a red color (*Millon s test*) **M 's test** See under *M s reagent*

Mills' disease (*milz*) [Charles K *Mills* American neurologist, 1845–] Ascending hemi- plegia

Mills-Reincke phenomenon (*milz-rin'-keh*) [Hiram Francis *Mills*, American engineer, 1836– ; Johann Julius *Reincke*, German sanitarian]. The purification of a polluted public water sup- ply is followed by a marked decrease in the general death-rate

millstone-maker's phthisis A form of pneu- monokoniosis due to the inhalation of fine particles in the manufacture of millstones

mill-tooth. A grinder, a molar tooth

milphæ (*mil'-fe*) Milphosis

milphosis (*mil-fo'-sis*) [μιλφωσις, baldness] Baldness of the eyebrows

Milroy's disease (*mil'-roy*) [William Forsyth *Mil- roy*, American physician, 1855–] Persist- ent edema of the legs occurring as a hereditary condition and not as a sequel to venous or lymphatic obstruction

milt. The spleen **m. sickness,** splenic fever, or anthrax, in cattle

milzbrand (*milts'-brand*) [Ger] Anthrax

mimesis (*mim-e'-sis*) [μίμησις, imitation]. 1. Mimicry 2. The assumption of the symptoms of one disease by another disease.

mimetic (*mim-et'-ik*) [μῖμος, an actor]. Imitative; mimic. **m. labor,** false labor. **m. paralysis,** paralysis of the facial muscles. **m. spasm,** spasm of the facial muscles

mimic (*mim'-ik*). See *mimetic.*

mimicry (*mim'-ik-re*) [μῖμος, an actor]. Imitation.

mimmation (*mim-a'-shun*) [Ar., *mim,* the name of the letter *m*]. The unduly frequent use of the sound of the letter *m* in speech.

mimochasmesis (*mim-o-kaz-me'-sis*) [*mimic;* χάσμησις, yawning]. Imitative yawning

mimography (*mim-og'-ra-fe*) [*mimic;* γράφειν, to write]. Sign-language used by deaf-mutes.

mimosis (*mim-o'-sis*). Same as *mimesis.*

min. Abbreviation of *minimum,* or minim, the 60th part of a fluidram measure.

mind (*mīnd*) The understanding The reasoning and intellectual faculties considered as a whole.

mind-blindness. A form of aphasia in which, although the patient is able to see, no intellectual impression is conveyed to his mind by the object seen. Syn., *visual amnesia.*

mind-cure. The alleged cure of disease through mental influence.

mind-deafness. A form of aphasia in which sounds, though heard and perceived as such, awaken no intelligent conception

Mindererus, spirit of (*min-der-e'-rus*) [Raymond *Minderer,* German physician, 1621–]. See *ammonium acetate, liquor of.*

mind-pain. Same as *psychalgia.*

mineral (*min'-er-al*) [*mina,* a mine]. An inorganic chemical compound found in nature, especially one that is solid. **m. glycerin,** petroleum. **m., kermes,** antimony oxysulphide. **m. oil,** petroleum. **m. pitch,** bitumen. **m.-water,** water naturally or artificially impregnated with inorganic salts in sufficient quantity to give it special properties.

mineralization (*min-er-al-i-za'-shun*) [*mineral*]. 1. The addition of mineral substances to a body. 2. The relative amount of mineral substances dissolved in a mineral-water.

miner's anemia or **cachexia.** See *dochmiasis.* **m.'s disease,** ankylostomiasis. **m.'s elbow,** enlargement of the bursa over the olecranon, common in miners, due to irritation while working and lying on the side. **m.'s nystagmus,** a peculiar nystagmus occurring in miners. **m.'s phthisis,** a chronic affection of the lungs due to the constant inhalation of coal-dust. Syn., *anthracosis*

minim (*min'-im*) [*minimus,* least]. The one-sixtieth of a fluidram. Symbol ♏.

minimal (*min'-im-al*) [see *minim*]. Least; lowest. Of doses, the least quantity that is yet effective.

minimeter (*min-im'-e-ter*) [*minim;* μέτρον, measure] An apparatus for measuring liquids in minims.

minimum (*min'-im-um*) [see *minim*]. The least; the lowest; the lowest intensity or level. **m. lethal dose,** the quantity of a toxin which will kill a guinea pig of 250 gr. weight in from 4 to 5 days. **m. temperature,** temperature below which bacterial growth does not take place. **m. thermometer.** See *thermometer, self-registering.*

Minin light (*min'-in*). [A. V. *Minin,* Russian surgeon]. An electric lamp emitting violet and ultra-violet rays.

minium (*min'-e-um*) [L., "red lead"]. Red lead oxide, Pb_3O_4, used formerly in plasters.

Minkowski's method (*min-kof'-ske*) [Oscar *Minkowski,* German physician, 1858–1931]. Kidney palpation after distending the colon with gas.

minor (*mi'-nor*) [L., "less"]. 1. Less; lesser; smaller. 2. An individual under legal age; one under the authority of parents or guardians. **m. surgery.** See *surgery, minor.*

mint. See *mentha.*

mioangioneurosis (*mi-o-an-je-o-nū-ro'-sis*) [μείων, lesser; ἀγγεῖον, vessel; νεῦρον, nerve; νόσος, disease]. A nervous disorder of the smaller blood-vessels; a vaso-motor or vaso-inhibitory disturbance.

miocardia (*mi-o-kar'-de-ah*) [μείων, less; καρδία, heart]. The systolic diminution of the volume of the heart. See *auxocardia.*

miodidymus, miodymus (*mi-o-did'-im-us, mi-od'-im-us*) [μείων, less, δίδυμος, twin]. A double-headed monster joined by the occiputs.

mionectic (*mi-on-ek'-tik*) [μείων, less; ἐχείν, to have]. Pertaining to blood having less than the normal saturation of oxygen.

mionexia (*mi-o-neks'-e-ah*) [μείων, less; ἕξις, body habit]. 1. Little desire to acquire, or possess. 2. Diminished body resistance.

miopragia (*mi-o-pra'-je-ah*) [μείων, less; πράσσειν, to do]. Diminished functional activity.

miopus (*mi-o'-pus*) [μείων, less; ὤψ, the face]. A two-headed fetus with one face rudimentary.

miosis (*mi-o'-sis*) [μείων, less]. 1 Decrease of an organ, especially the pupil 2. A lessening of the intensity of existing symptoms 3. The reduction divisions preceding the formation of gametes, in which the chromosome pairs separate, and the chromosome number is reduced to half the somatic number.

miostagmin reaction. See *meiostagmin reaction.*

miotic (*mi-ot'-ik*) [*miosis*]. 1. Pertaining to, or characterized by, miosis. 2 Causing contraction of the pupil. 3. A contracting agent.

mirbane, oil of. A name for nitrobenzene

mire (*mir*) [*mirare,* to look at]. Figures used upon the perimeter-bar of the ophthalmometer; by noting the variations of their images, as reflected by different meridians of the cornea, the measurement of corneal astigmatism is effected.

mirror (*mir'-or*) [*mirari,* to admire]. A polished surface for reflecting light or forming images of objects placed in front of it. **m., concave,** one the reflecting surface of which is concave. **m., convex,** one with a convex reflecting surface. **m., frontal,** a head-mirror. **m., head-,** a circular mirror with a central perforation, strapped to the head by a band, and used to throw light on parts to be examined **m., laryngoscopic,** one used in examining the larynx. **m., ophthalmoscopic,** one used in ophthalmoscopy. **m., plane,** one the reflecting surface of which is flat. **m., rhinoscopic,** a mirror used in rhinoscopy. **m.-speech,** defective speech from pronouncing the words or syllables backward. **m.-writing,** a peculiar form of writing at times observed in left-handed persons and in cases of aphasia, and characterized by a reversal of the form and arrangement of the letters, which appear as if seen in a mirror.

miryachit (*me-re-ash'-it*) [Russian]. A peculiar disease in which the patient mimics or imitates everything said or done by another. Cf. *jumpers; lata.*

misanthrope (*mis'an-thrōp*) [μισεῖν, to hate; ἄνθρωπος, man]. A melancholy person; one

who has an aversion to society

misanthropy (*mis-an'-thro-pe*) [see *misanthrope*] Aversion to human society, a symptom not rare in melancholia

miscarriage (*mis-kar'-āj*). 1 The expulsion of the fetus between the fourth and the sixth month of pregnancy 2 Abortion

miscarry (*mis-kar'-e*). To give birth to a non-viable fetus

misce (*mis'-e*) [L]. Mix, a direction placed on prescriptions, and usually abbreviated M

miscegenation (*mis-ej-en-a'-shun*) [*miscere*, to mix; *genus*, race] Mixture of different races by intermarriage

miscible (*mis'-ib l*) [*misce*] Capable of being mixed

miserere mei (*miz er-e'-re me'-i*) [L , have mercy on me] An old name for volvulus or intestinal colic, also for stercoraceous vomiting

misocainia (*mis-so-ki'-ne-ah*) [μισειν, to hate, καινος, new] Same as *misoneism*

misogamy (*mis-og'-am-e*) [μισειν, to hate, γάμος, marriage] Aversion to marriage

misogyny (*mis oj'-in e*) [μισειν, to hate, γυνη, woman] Hatred of women

misologia (*mis o-lo' je ah*) [μισεῖν to hate, λόγος reason] Unreasoning aversion to intellectual or literary matters

misoneism (*mis on-e'-izm*) [μισεῖν, to hate, νέος, new] Fear or horror of novelty

misoneist (*mis on' e-ist*) [μισειν to hate νεός, new]. One who has a morbid hatred of novelty

misopedia (*mis o-pe'-de ah*) [μισεῖν, to hate, παῖς, child] Morbid hatred of children, especially of one s own children

misopsychia (*mis op-si' ke ah*) [μισεῖν, to hate, ψυχη, life] Morbid disgust with life

missed (*mist*) [*miss*] Passed, failed of completion **m abortion**, the retention of the product of conception in the uterine cavity after its death and with the appearance of some of the symptoms of abortion **m. cases**, cases of disease which are of such a mild or atypical character that they are not recognized clinically **m labor**, the retention of the product of conception in the uterus beyond term, and after the occurrence of a few ineffectual labor-pains

missio (*mis' e o*) [L] A letting go **m. sanguinis**, blood-letting

mist. Abbreviation for *mistura*, mixture

mistletoe (*mis'-l to*) See *viscum*.

mistura (*mis-tū-rah*) [L] 1 A mixture A preparation made by suspending an insoluble substance in watery fluids, by means of gum-arabic, sugar, yolk of egg, or other cohesive substance When the suspended substance is of an oily nature, the preparation is termed an emulsion (*emulsum*) **m. amygdalæ** (*emulsum amygdalæ*, U S P), emulsion of almonds Dose 4–8 oz (120–240 Cc) several times daily See also under *amygdala* **m. creosoti** (B P) See *creosote mixture* **m. cretæ** (U S P , B P), chalk mixture Dose ½ oz (16 Cc) **m. ferri aromatica** (B P), aromatic iron mixture Dose 1–2 oz (32–64 Cc) **m. ferri composita** (U S P , B P), compound iron mixture, Griffith s mixture Dose 1–2 oz (32–64 Cc) **m. glycyrrhizæ composita** (U. S P), compound mixture of glycyrrhiza or brown mixture Dose 1–2 oz (32–64 Cc) **m. guaiaci** (B P), guaiacum mixture Dose ½–2 oz (16–64 Cc) **m. olei ricini** (B P), castor-oil mixture Dose ½–2 oz (16–64 Cc). **m. rhei et sodæ** (U S P), mixture of rhubarb and soda Dose, for children, ½–1 dr. (2–4 Cc). **m. scammonii** (B P), mixture of scammony. Dose 2 oz (64 Cc) **m. sennæ composita** (B. P), compound mixture of senna Dose 1–1½ oz (32–48 Cc) **m. spiritus vini gallici** (B P), mixture of brandy Dose 1–2 oz (32–64 Cc)

Mitchell's (Weir) disease [Silas Weir *Mitchell*, American neurologist, 1830–1914] Erythromelalgia **M.'s treatment**, the rest-cure, a treatment for certain functional nervous conditions consisting in absolute rest in bed, with massage, electricity, and the administration of abundant food, especially milk

Mitchell's solution (*mitsh'-el*) [James F *Mitchell*, American surgeon, 1871–] A physiological salt solution (50 or 100 Cc) containing ¾ grain of cocaine and $\frac{1}{100}$ grain of adrenalin, used as an anesthetic

mitchella (*mit tshel'-lah*) [John *Mitchell*, American botanist] The *Mitchella repens*, used as a uterine tonic and as an aid to easy labor, dose 1 minim (0 6 Cc)

mite (*mīt*) [AS , *mīte*] A name applied to several *Acari*

mithridate (*mith'-rid āt*) [see *mithridatism*] An old confection believed to contain an antidote to every known poison

mithridatism (*mith rid'-āt-izm*) [Μιθριδάτης king of Pontus, who was said to have become so charged with the poisons with which he experimented that he acquired an immunity to them all] Immunity from the effects of a poison induced by the administration of gradually increased doses

mitigate (*mit'-ig āt*) [*mitigare*, to soften] To allay, to make milder, to moderate

mitigated caustic, m stick (*mit'-ig-a-ted*) See *argenti nitras mitigatus* under *argentum*

mitis (*mi'-tis*) [L] Mild

mitochondria (*mi to kon'-dre-ah*) Protoplasmic granules seen in animal cells, also called *cystomicrosomes*

mitochysis (*mi tok' is-is*) [μίτος, thread, χύσις, liquefaction] Cell-multiplication, direct or by mitosis

mitoma, mitome (*mi-to'-mah, mi'-tōm*) [μιτός, a thread] The threads of the protoplasmic reticulum of a cell (*cytomitome*) or of the nucleus (*karyomitome*)

mitoplasm (*mi' to-plazm*) [μίτος a thread, πλάσσειν, to form] The reticular part of the cell-nucleus, the chromatic substance or chromatin

mitoschisis (*mit-os'-kis is*) See *karyokinesis*

mitosis (*mi-to' sis*) [μίτος, a thread] Karyokinesis **m , heterotypic**, mitosis in which the chromosomes take the form of loops, rings, aggregations of four beads etc , arranged longitudinally upon the spindle **m , homeotypic**, that characterized by the reduced number of the chromosomes **m , pathological**, irregular, atypical, asymmetric mitosis, an indication of malignancy

mitosome (*mi'-to-sōm*) [μίτος thread, σωμα, body] A body derived from the spindle-fibers of the secondary spermatocytes, which, according to Platner, gives rise to the middle piece and the flagellum envelope of the semen-cell

mitotic (*mi-tot' ik*) Pertaining to mitosis

mitral (*mi'-tral*) [μίτρα, a belt, a turban] 1 Resembling a miter, as the *mitral* valve 2 Pertaining to the auriculoventricular valve of the left side of the heart **m. disease**, disease of the mitral valve of the heart **m. incompetence**,

m. insufficiency. See *m. regurgitation.* **m. murmur.** See under *murmur, cardiac.* **m. obstruction,** disease of the mitral valve causing obstruction to the flow of blood through the left auriculoventricular opening. **m. regurgitation,** imperfect closure of the mitral valve during the cardiac systole, permitting blood to be forced back into the left auricle. **m. stenosis.** See *m. obstruction.* **m. valve.** See *valve, mitral.*

mixed chancre. A sore the result of infection from both syphilis and chancroid. **m. treatment,** treatment of syphilis with mercury and potassium iodide.

mixoscopia (*miks-o-sko'-pe-ah*) [μῖξις, cohabitation; σκοπεῖν, to look]. A form of sexual perversion in which the orgasm is excited by the sight of coitus. See *voyeur.*

mixoscopic (*miks-o-sko'-pik*). 1. Relating to mixoscopia. 2. A sexual pervert exhibiting mixoscopia.

mixture (*miks'-tūr*). See *mistura*

M. K. Q. C. P. Member of the King and Queen's College of Physicians of Ireland.

ml. Abbreviation of *milliliter,* approximately one cubic centimeter.

m. l. d. Abbreviation for minimum lethal dose.

mm. An abbreviation for *millimeter* and *minims.*

mmm. Abbreviation for *micromillimeter* or *micron.* μ (mu) is also used as an abbreviation for these two words.

Mμ, one-thousandth part of a micron. μμ, one-millionth part of a micron.

Mn. Chemical symbol of *manganese.*

mnemasthenia (*ne-mas-the'-ne-ah*) [μνήμη, memory; ἀσθένεια, weakness]. Weakness of memory not due to organic disease.

mnemic hypothesis (*ne'-mik*) [μνήμη, memory]. A stimulus or irritant when constantly repeated tends to produce a habit which may persist even when the stimulus ceases; these stimuli are supposed to leave impressions on the cells affected, and such impressions are called *engrams.*

mnemonics (*ne-mon'-iks*) [μνήμων, mindful] The science of cultivation of the memory by systematic methods.

mnemotechne (*ne-mo-tek'-ne*) [μνήμη, memory; τέχνη, art]. Mnemonics.

M. O. Abbreviation for Medical Officer.

Mo. Chemical symbol for *molybdenum.*

moan (*mōn*). 1. To utter a low, dull sound expressive of suffering. 2. The sound so uttered.

mobile (*mo'-bil*) [*movere,* to move]. Movable. **m. pain,** one that shifts from place to place. **m. spasm,** a slow, irregular movement gradually taking place in different muscles, occurring at times in the paralyzed parts in hemiplegia.

mobility (*mo-bil'-it-e*) [*mobile*]. The condition of being movable.

mobilization (*mob-il-iz-a'-shun*) [*mobile*]. The act of rendering an ankylosed part movable.

mobilometer (*mo-bil-om'-et-er*). An instrument for measuring the consistency of oils, cream, liquid foods, etc.; and the flow produced by definite pressure.

mochras, mochurrus (*mo'-kras, mo-kur'-us*). A gummy exudation from an Indian cotton tree, *Bombax malabaricum;* it is used as an astringent in diarrhea.

modal (*mo'-dal*) [*modus*]. A term applied to the order of response of muscles and nerves to the galvanic current.

modality (*mo-dal'-it-e*) [*modus,* a mode]. Any condition which modifies the action of a drug.

moderator band. See *Reil's band.*

modioliform (*mod-e-o'-le-form*) [*modiolus; forma,* form]. Shaped like the nave of a wheel.

modiolus (*mo-di'-o-lus*) [L., "nave"]. 1. The central pillar or axis of the cochlea, around which the spiral canal makes two and one-half turns. 2. The crown of a trephine.

modus (*mo'-dus*) [L.]. A mode or method. **m. operandi,** the method of doing something.

Moebius' disease (*me'-be-oos*) [Paul Julius *Moebius,* German physician, 1853–1907]. Periodic or recurrent paralysis of the motor oculi. **M.'s sign,** inability to retain the eyeballs in convergence in exophthalmic goiter.

Moeller's disease (*me'-ler*) [Julius Otto Ludwig *Moeller,* German physician, 1819–1887]. See *Barlow's disease.*

Moeller's glossitis (*me'-ler*) [—*Moeller,* German surgeon, 1829–1862]. Painful swelling of the papillæ of the tongue, associated with nervous irritability; there is imperfect covering of the filiform and fungiform papillæ.

Moerner-Sjoeqvist's test. See *Sjoeqvist's test.*

mogigraphia (*moj-ig-ra'-fe-ah*) [μόγις, with difficulty; γράφειν, to write]. Writer's cramp.

mogilalia (*moj-il-a'-le-ah*) [μόγις, with difficulty; λαλιά, talk]. Stammering; stuttering.

mogiphonia (*moj-if-o'-ne-ah*) [μόγις, with difficulty; φωνή, sound]. Difficulty in speaking, excited by an effort to sing or speak loudly.

mogitokia (*moj-e-to'-ke-ah*) [μόγις, with difficulty; τοκος, childbirth]. Dystocia.

mogostocia (*mog-os-to'-se-ah*) [μόγις, with difficulty; τόκος, birth]. Painful or difficult parturition.

M. O. H. *Medical Officer of Health.*

Mohr's test for hydrochloric acid in the contents of the stomach [Francis *Mohr,* American chemist]. Dilute to a light yellow color a solution of iron acetate (free from alkali acetates), and treat with a few drops of a solution of potassium sulphocyanide. No change of color should take place, but if the filtered contents of the stomach are added and contain HCl, a red coloration results. This color vanishes if sodium acetate is added.

Mohrenheim's fossa (*mo'-ren-hīm*) [Joseph Jacob Freiherr von *Mohrenheim,* Austrian surgeon, –1799]. The infraclavicular fossa. It is bounded by the clavicle, pectoralis major, deltoid, and, laterally and deeper, by the pectoralis minor. In this space the subclavian artery is found when it is to be ligated below the clavicle.

moist [*mustus,* sweet, like new wine]. Damp; slightly wet; characterized by the presence of fluid. **m. chamber,** a large circular glass with a lid, used in bacteriological work, especially for growing potato-cultures. **m. filter,** a filter-paper that is moistened with water. **m. gangrene,** the form of gangrene that occurs in a part filled with blood. See *gangrene, moist.* **m. rale.** See *rale.*

Mojon's method (*mo-yong'*) [Benedetto *Mojon,* Italian physiologist]. Injection of acidulated water into the umbilical vein to aid expulsion of the placenta.

mol, mole (*mol, mōl*). See *grammolecule.*

molar (*mo'-lar*) [*moles,* mass] 1. Pertaining to masses, in contradistinction to molecular. 2. Pertaining to a mole. 3. [*mola,* a millstone.] Grinding; used for grinding. 4. A grinding tooth, a grinder. **m. death,** necrosis or gangrene. **m. pregnancy,** gestation in which a mole

formed is. **m., sixth-year,** the first of the permanent molar teeth. **m. teeth,** the back, grinding teeth.

molariform (*mo-lar'-if-orm*) [*mola*, millstone; *forma*, form]. Having the form of a molar tooth.

molasses (*mo-las'-ez*) [*mellaceus*, made with honey]. The syrupy liquid remaining after the refining of sugar. It contains a considerable quantity of uncrystallizable sugar, some cane-sugar, and coloring-matter. There are two kinds: *West Indian molasses*, from which rum is prepared, and *sugar-house molasses*, which is somewhat thicker than the first. Molasses is used for making pills, and combined with sulphur as a domestic remedy for constipation.

mold (*mōld*) [AS., *molde*, dust]. 1. A variously colored deposit produced by the growth of different forms of fungi on moist surfaces. The principal molds are *Penicillium*, the *Mucorini*, and *Aspergillus*. 2. A cast; shape. 3. To make or conform to a given shape.

mole (*mōl*) [*moles*, a mass] 1. A mass formed in the uterus by an ovum, the growth of which has become arrested or which has undergone degeneration. 2. Nevus. **m., blood-,** a mass of coagulated blood and retained fetal membranes and placenta, sometimes found in the uterus after an abortion. **m., carneous.** See *m., fleshy.* **m., cystic.** Same as *m., hydatid.* **m., false,** one not containing any tissues derived from the ovum. **m., fleshy,** a blood-mole which has become more solid and has assumed a fleshy appearance; the body formed in the uterine cavity when an ovum that has died is retained within the uterus for some time. **m., hydatid, m., hydatidiform,** one formed by a proliferation and cystic degeneration of the chorionic villi; it is a form of myxoma, and has a tendency to involve the uterine wall. **m., true,** one which is the remains of an ovum. **m., vesicular.** Same as *m., hydatid.*

molecular (*mo-lek'-ū-lar*) [*molecule*]. Pertaining to a molecule. **m. death,** death of a part in minute invisible particles, as ulceration, caries. **m. force,** a force acting between molecules, as cohesion. **m. heat.** See *heat.* **m. layer.** 1. Any layer appearing to consist of minute granules without definite structure. 2. The second layer of the cerebral cortex. **m. lesion,** a very fine lesion. **m. motion,** the movements of the molecules of a substance. **m. volume,** the volume of a molecule of a substance in the gaseous state; under the same conditions of temperature and pressure the molecular volumes of all substances are equal. **m. weight,** the weight of a molecule of any substance as compared with the weight of an atom of hydrogen. It is equal to the sum of the weights of its constituent atoms.

molecule (*mol'-e-kūl*) [dim. of *moles*, mass]. 1. A minute portion of matter. 2. In physics and chemistry, the smallest quantity into which a substance can be divided and retain its characteristic properties; or the smallest quantity that can exist in a free state.

molevac (*mol'-e-vak*). Trade name of a preparation containing liquid paraffin, cascara, and malt extract; used in chronic constipation.

molilalia (*mol-il-a'-le-ah*) [μόλις, with toil; λαλία, speech]. Difficulty of utterance; stuttering; mogilalia.

molimen (*mo-li'-men*) [L., "endeavor;" *pl., molimina*]. An effort or attempt. **m. climacterium virile,** a condition occurring in men due to change in the internal secretions of the sexual glands; it occurs at about 45 to 55 years of age. **m., menstrual,** any of the symptoms attendant upon the menstrual act or function.

Molisch's test for glucose (*mol'-ish*) [Hans *Molisch*, Austrian chemist, 1856–]. 1. To ½–1 Cc. of the solution add 2 drops of a 15 to 20% alcoholic solution of naphthol A precipitation of some of the naphthol renders the liquid cloudy, but on the addition of 1 or 2 Cc. of concentrated sulphuric acid a deep violet coloration is produced and a violet precipitate is deposited on diluting with water. 2. A 15 to 20% solution of thymol employed instead of naphthol, applied as is the naphthol in the foregoing test. If glucose is present, it produces a ruby-red coloration, which changes to carmine on dilution with water.

Moll's glands [Jacobus Antonius *Moll*, Dutch physician, 1849–]. Modified sudoriparous glands on the eyelids, opening into the follicles of the eyelashes.

Møllgaard's treatment (*mel'-gaht*) [Holger *Møllgaard*, Danish physician]. The treatment of tuberculosis with sanocrysin.

mollescence (*mol-es'-ens*) [*mollescere*, to soften]. Softening.

mollichthyolin (*mol-ik-thi'-ol-in*). A compound of ichthyol and mollin

mollin (*mol'-in*) [*mollis*, soft]. A soft soap of potassium hydroxide and cocoanut-oil, used as a basis for ointments

mollities (*mo-lish'-e-ēz*) [*mollis*, soft]. Softness. **m. ossium.** See *osteomalacia.*

mollosin (*mol'-os-in*). An ointment-base consisting of yellow wax, 1 part, and liquid petrolatum, 4 parts.

molluscous (*mol-us'-kus*) [*molluscum*]. 1. Pertaining to the *mollusca*. 2. Pertaining to the disease molluscum.

molluscum (*mol-us'-kum*) [*mollusca*, shell-fish, from *mollis*, soft]. 1. A term applied to several diseases of the skin. 2. A chronic skin disease with pulpy tumors. **m.-bodies,** the products of degenerative processes occurring in the epidermic epithelial cells. **m. contagiosum,** a disease of the skin characterized by the formation of pinhead-sized to pea-sized, rounded, sessile or pedunculated, pearl-like elevations of a yellowish-white or pinkish color The lesions on microscopic examination are found to contain peculiar ovoid, sharply defined bodies—*molluscum bodies*—which are by some considered as forms of epithelial degeneration, by others as protozoan parasites. **m. epitheliale,** a skin disease with hard, round nodules containing semiliquid material. **m. fibrosum, m. simplex,** a disease of the skin characterized by the formation of multiple fibromata, which may be sessile or pedunculated, and grow from the deeper layers of the corium and the subcutaneous tissue. **m. sebaceum,** *m. contagiosum.*

molops (*mo'-lops*) [μώλωψ, wheal; *pl., molopes*]. A red spot on the skin, such as is seen in certain fevers. The mark of a stroke or stripe upon the skin.

molt, moult (*mōlt*). To shed or cast, as the skin, feathers, or hair.

molybdamaurosis (*mol-ib-dam-aw-ro'-sis*) [μόλυβδος, lead; ἀμαυρόειν, to darken]. Retrobulbar neuritis due to lead-poisoning.

molybdamblyopia (*mol-ib-dam-ble-o'-pe-ah*) [μόλυβδος, lead; ἀμβλύς, dulled; ὤψ, eye]. Impairment of vision due to lead-poisoning.

molybdanize (*mol-ib'-dan-iz*). To impregnate with a salt of molybdic acid.

molybdate (*mol-ib'-dāt*). A salt of molybdic acid.

molybdencephalia (*mol-ib-den-sef-a'-le-ah*) [μόλυβδος, lead; ἐγκέφαλος, brain]. Brain-disease due to lead-poisoning.

molybdencephalopathia, molybdencephalopathy (*mol-ib-den-sef-al-o-path'-e-ah, mol-ib-den-sef-al-op'-ath-e*) [μόλυβδος, lead; ἐγκέφαλος, brain; πάθος, disease]. Brain-disease due to lead-poisoning.

molybdenic (*mol-ib-den'-ik*). Pertaining to molybdenum; molybdic.

molybdenous (*mol-ib'-den-us*). Pertaining to molybdenum; molybdic; molybdous.

molybdenum (*mol-ib-de'-num*) [μόλυβδος, lead]. A metallic element, found in nature chiefly as the sulphide—*molybdenite* (MoS_2). Atomic weight 96; symbol Mo; quantivalence II, IV, VI, VIII; specific gravity 8 6. Its principal oxide, MoO_3, forms *molybdic acid*, H_2MoO_4, the ammonium salt of which is used as a reagent in metallurgy, etc. Molybdic acid combines with phosphoric acid to form phosphomolybdic acid.

molybdepilepsia (*mol-ib-dep-il-ep'-se-ah*) [μόλυβδος, lead; *epilepsy*]. Epilepsy induced by lead-poisoning.

molybdic (*mol-ib'-dik*). Containing molybdenum as a hexad or tetrad radical. **m. anhydride**, MoO_3, a gray or bluish-white heavy powder which separates into thin scales in water. It is soluble in acids, alkalies, and solution of cream of tartar; slightly soluble in water. It is used as a reagent.

molybdo- (*mol-ib'-do*) [μόλυβδος, lead]. A prefix denoting reference to or connection with lead. In chemistry, signifying composition with the element molybdenum.

molybdocachexia (*mol-ib-do-kak-ek'-se-ah*) [*molybdo-; cachexia*]. A depraved state of the body due to lead-poisoning; chronic lead-poisoning; plumbism.

molybdocardialgia (*mol-ib-do-kar-de-al'-je-ah*) [*molybdo-; καρδία*, heart; ἄλγος, pain]. Cardialgia due to lead-poisoning.

molybdocolic (*mol-ib-do-kol'-ik*) [*molybdo-; colic*]. Lead-colic; painters' colic.

molybdodyspepsia (*mol-ib-do-dis-pep'-se-ah*) [*molybdo-; dyspepsia*]. Dyspepsia caused by lead-poisoning.

molybdonosus (*mol-ib-don'-o-sus*) [*molybdo-; νόσος*, disease]. Synonym of *plumbism*.

molybdoparesis (*mol-ib-do-par'-es-is*) [*molybdo-; paresis*]. Partial paralysis, due to lead-poisoning.

molybdosis (*mol-ib-do'-sis*) [μόλυβδος, lead]. Lead-poisoning; plumbism.

molybdospasmos (*mol-ib-do-spaz'-mos*) [*molybdo-; σπάσμος*, spasm]. Spasm or cramp produced by lead-poisoning.

molybdosynolce (*mol-ib-do-sin-ol'-se*) [*molybdo-; συνολκή*, a drawing together]. Contraction due to lead-poisoning.

molybdotromos (*mol-ib-dot'-ro-mos*) [*molybdo-; τρόμος*, tremor]. Tremor due to lead-poisoning.

molybdous (*mol-ib'-dus*). Containing molybdenum in its lower valency.

molysmophobia (*mol-iz-mo-fo'-be-ah*) [μολυσμός, filth; φόβος, fear]. Morbid dread of infection.

Momburg's belt (*mom'-berg*) [Fritz August *Momburg*, German physician, 1870–]. A band wound around the waist and then made taut; it is used to check postpartum hemorrhage.

momentum (*mo-men'-tum*) [*movere*, to move]. Quantity of motion. The momentum of a body depends upon its mass and velocity. Also, the quantity of potential energy possessed by a body in motion. It is usually expressed by the formula $m = wv$—*i. e.*, the momentum equals the weight multiplied by the velocity.

momordica (*mo-mor'-dik-ah*). See *elaterium*.

mon- (*mon-*) [μόνος, one]. A prefix denoting one or single.

monacid (*mon-as'-id*). Applied to a base with one replaceable hydroxyl group (OH). Also, compounds uniting directly with a molecule of a monobasic acid, with half a molecule of a dibasic acid, etc.

monad (*mon'-ad*) [μόνος, single]. 1. A univalent element or radical. 2. Any single-celled microorganism, whether of animal or vegetable character; especially any flagellate infusorium.

monadenoma (*mon-ad-en-o'-mah*) [*mon-; ἀδήν*, gland; ὄμα, tumor]. A uniglandular adenoma.

Monadina (*mon-ad-i'-nah*) [μονάς, a unit]. The flagellate infusorians, or *monadidæ*; a family of animal microorganisms.

(von) Monakow's fibers or **bundle** (*mon-ah'-kow*) [Constantin von *Monakow*, Russian neurologist, 1853–]. A tract of nerve-fibers extending from the anterior corpus quadrigeminum to the eyeball **v. M.'s nucleus**, the lateral portion of Burdach's nucleus.

monamide (*mon'-am-id*). An amide formed by the replacement of the hydrogen in one molecule of ammonia by an acid radical.

monamine (*mon'-am-in*) [μόνος, single; *amin*]. An amine formed by the replacement of the hydrogen in one molecule of ammonia by an alkyl radical.

Monarda (*mo-nar'-dah*) [after N. *Monardes*, a Spanish physician]. A genus of labiate plants, comprising *M. didyma*, the bee-balm, *M. fistulosa*, the wild bergamot, and *M. punctata*, the horse mint. The last is diaphoretic, carminative, and stimulant. It is also a source of thymol. **m. fistulosa**, wild bergamot. **m. punctata**, horse mint; it is a diaphoretic and carminative; it yields thymol.

monardin (*mon-ar'-din*). A stearopten derived from *Monarda*, isomeric with thymol.

monargentic (*mon-ar-jen'-tik*) [μόνος, single; *argentum*, silver]. Containing one atom of silver in a molecule.

monarsone (*mon-ar'-sōn*). Trade name of disodium ethyl arsinate, suggested as a substitute for arsphenamine.

monarthric (*mon-ar'-thrik*) [μόνος, single; ἄρθρον, a joint]. Pertaining to one joint.

monarthritis (*mon-ar-thri'-tis*) [*mon-; ἄρθρον*, a joint; *itis*, inflammation]. Arthritis affecting only a single joint.

monarticular (*mon ar-tik'-ū-lar*) [μόνος single; *articulus*, a joint]. Pertaining to one joint.

Monas (*mon'-as*) [μονάς, unit] A genus of infusorians.

monaster (*mon-as'-ter*) [μόνος, single; ἀστήρ, a star]. Mother-star. See *karyokinesis*.

monathetosis (*mon-ath-et-o'-sis*). Athetosis affecting one limb or side.

monatomic (*mon-at-om'-ik*) [μόνος, single; ἄτομος, atom]. 1. Having but one atom of replaceable hydrogen, as a *monatomic* acid. 2. Having only

one atom, as a *monatomic* molecule. 3. Having the combining power of one atom of hydrogen, as a *monatomic* radical. 4. Formed by the replacement of one hydrogen atom in a compound by a radical, as a *monatomic* alcohol.

monaxial, monaxonic (*mon-aks'-e-al, mon-aks-on'-ik*) [*mono-; ἄξων*, axis]. Having a single axis.

monaxon (*mon-aks'-on*) [*μόνος*, single; *axon*]. A neuron having only one axon.

moner, moneron (*mo'-ner, mon'-er-on*). In biology, a non-nucleated unicellular organism of the simplest possible character.

monerula (*mon-er'-oo-lah*) [*μονήρης*, single]. The impregnated ovum at the non-nucleus stage.

monesia (*mo-ne'-ze-ah*) [origin unknown]. An extract from the Brazilian tree *Chrysophyllum glycisphlœum*. It is stomachic, alterative, and astringent. Dose 5–10 gr. (0.3–0 6 Gm.).

monesin (*mo-ne'-sin*) [*monesia*]. The acrid principle of monesia, said to be identical with saponin; it is astringent and oxytocic.

Mongolian idiocy (*mon-go'-le-an*). A type of idiocy having some similarities to myxedema and cretinism; the face is broad, nose flat or stubby, eyes obliquely set, mouth open, skin fat and soft, muscles flaccid.

mongolianism, mongolism (*mon-go'-le-an-izm, mon'-go-lizm*). Same as Mongolian idiocy.

mongumo bark (*mon-gū'-mo*). The bark of *Ochrosia borbonica* (Madagascar); used as a tonic.

monilethrix (*mo-nil'-eth-riks*) [*monile*, a necklace; *θρίξ*, a hair]. An affection of the hair in which nodes are strung regularly or irregularly along the hair-shaft, giving it a beaded appearance.

Monilia (*mo-nil'-e-ah*) [*monile* (L.). Necklace]. A genus of fruit molds or fungi.

moniliform (*mon-il'-if-orm*) [*monile*, a necklace; *forma*, form] Shaped like a necklace; beaded or bead-like; resembling a string of beads.

monilithrix (*mo-nil'-ith-riks*). See *monilethrix*.

monium (*mo'-ne-um*) [*μόνος*, alone]. An element discovered spectroscopically by Sir W. Crookes in 1898; now called victorium.

monk's-hood (*munks'-hood*). See *aconitum*.

Monneret's pulse (*mon-rā'*) [Jules Edouard Auguste *Monneret*, French physician, 1810–1868] The soft, full, and slow pulse of icterus.

mono- (*mon-o-*) [*μόνος*, one]. A prefix signifying one or single.

monoanesthesia, monoanæsthesia (*mon-o-an-es-the'-ze-ah*). Anesthesia of a single part.

monoarticular (*mon-o-ar-tik'-ū-lar*). Same as *monarticular*, *q. v.*

monoathetosis (*mon-o-ath-et-o'-sis*) [*mono-; ἄθετος*, without place]. Athetosis confined to one limb or one-half of the body.

monobacillary (*mon-o-bas'-il-a-re*). Due to, or characterized by, the presence of a single species of bacillus.

monobacterial (*mon-o-bak-te'-re-al*). Due to, or characterized by, the presence of a single species of bacteria.

monobasic (*mon-o-ba'-sik*) [*mono-; βάσις*, foundation]. Of an acid, acid salt, or alcohol, having one replaceable hydrogen atom.

monoblepsia, monoblepsis (*mon-o-blep'-se-ah, mon-o-blep'-sis*) [*mono-; βλέψις*, sight]. 1. A condition in which either eye has a better visual power than both together. 2. The form of color-blindness in which but one color can be perceived.

monobrachius (*mon-o-bra'-ke-us*) [*mono-; βραχίων*, arm]. A monster having but one arm.

monobromacetanilid (*mon-o-brom-as-et-an'-il-id*). Same as *antisepsin*.

monobromated (*mon-o-bro'-ma-ted*) [*mono-; bromate*]. Containing one atom of bromine in the molecule.

monobromide (*mon-o-bro'-mid*) [*mono-; bromide*]. A compound having one atom of bromine in the molecule, or containing an amount of bromine which, when compared with the amount of bromine in other bromides of the same base, may be regarded as unity.

monocalcic (*mon-o-kal'-sik*). Containing one atom of calcium in a molecule.

monocardian (*mon-o-kar'-de-an*) [*mono-; καρδία*, heart]. Having a simple heart, single-chambered or not completely divided, as in vertebrates.

monocellular (*mon-o-sel'-ū-lar*). Unicellular.

monocephalus (*mon-o-sef'-al-us*) [*mono-; κεφαλή*, head]. A monster consisting of a single head with two bodies more or less completely fused.

monochloride (*mon-o-klo'-rid*). A chlorine compound analogous to a monobromide (*q. v.*)

monochlormethane (*mon-o-klor-meth'-ān*). Methyl chloride.

monochlorphenol, monochlorophenol (*mon-o-klor-fe'-nol, mon-o-klor-o-fe'-nol*). A crystalline compound, $C_6H_4Cl(OH)$, used as an antiseptic, also in pulmonary tuberculosis and in various skin lesions.

monochorea (*mon-o-ko-re'-ah*) [*mono-; chorea*]. Chorea confined to a single member or part of the body.

monochroic (*mon-o-kro'-ik*) [*mono-; χρόα*, color]. Having only one color. Arterial blood is monochroic.

monochromasy (*mon-o-kro'-mas-e*) [see *monochroic*]. The perception of one color only.

monochromat (*mon-o-kro'-mat*). A person in whom all the variations of the world of color are reduced to a system of one color.

monochromatic (*mon-o-kro-mat'-ik*). See *monochroic*.

monochromatophil (*mon-o-kro-mat'-o-fil*) [*mono-; χρῶμα*, color; *φιλεῖν*, to love]. 1. A cell possessing a strong affinity for a single acid stain. 2. Exhibiting a strong affinity for a single stain.

monochromic (*mon-o-kro'-mik*). See monochroic.

monocle (*mon'-o-kl*) [*mono-; oculus*, eye]. 1. A lens for one eye only. 2. A bandage for one eye.

monoclinic (*mon-o-klin'-ik*) [*mono-; κλίνη*, bed]. Applied to crystals in which the vertical axis is inclined to one, but is at right angles to the other, lateral axis.

monococcus (*mon-o-kok'-us*) [*mono-; κόκκος*, grain]. A coccus occurring singly, not united in chains or pairs or in groups.

monocranus (*mon-ok'-ran-us*) [*mono-; κρανίον*, cranium]. A double monster having a single cranium.

monocrotic (*mon-o-kro'-ik*) [*mono-; κρότος*, pulse]. Having but a single beat (as the normal pulse) for each cardiac systole; not dicrotic.

monocrotism (*mon-ok'-ro-tizm*). The condition of being *monocrotic* (*q. v.*).

monocular (*mon-ok'-ū-lar*) [*mono-; oculus*, eye]. 1. Pertaining to or affecting only one eye, as *monocular* diplopia; performed with one eye only, as *monocular* vision. 2. Having a single ocular or eyepiece, as a *monocular* microscope.

monoculus (*mon-ok'-ū-lus*) [*mon-; oculus*, eye]. 1. A monster with but one eye. 2. In surgery a bandage for covering one eye.

monocyclic (*mon-o-sik'-lik*). Arranged in a single whorl.

monocyesis (*mon-o-si-e'-sis*) [*mono-; κυήσις*, pregnancy]. Pregnancy with but one fetus.

monocyst (*mon'-o-sist*) [*mono-; κύστις*, cyst]. A tumor made up of a single cyst.

monocystic (*mon-o-sis'-tik*) [*mono-; κύστις*, cyst]. Composed of or containing but one cyst

monocyte (*mon'-o-sīt*) [*mono-; κυτός*, a cell]. A large mononuclear leucocyte.

monocytopenia (*mon-o-si-to-pe'-ne-ah*) [*monocyte; πένια*, poverty]. Diminution in the number of large mononuclear leukocytes in the peripheral circulation.

monocytosis (*mon-o-si-to'-sis*). Increase in the number of large mononuclear leukocytes in the peripheral circulation.

monodactylism (*mon-o-dak'-til-izm*) [*mono-; δάκτυλος*, finger]. A malformation characterized by the presence of only one toe or finger on the foot or hand.

monodactylous (*mon-o-dak'-til-us*) [*mono-; δάκτυλος*, finger] Having only one finger or toe.

monoderic (*mon-o-der'-ik*) [*mono-; δέρος*, skin]. Composed of a single layer.

monodidymus (*mon-o-did'-im-us*) [*mono-; δίδυμος*, twin]. One of twins.

monodiplopia (*mon-o-dip-lo'-pe-ah*) [*mono-; διπλόος*, double; *ὄψις*, sight]. Double vision with a single eye.

monodont (*mon'-o-dont*) [*mono-; ὀδούς*, tooth]. Having but one tooth.

monogastric (*mon-o-gas'-trik*) [*mono-; γαστήρ*, belly]. Having one stomach or one belly.

monogenesis (*mon-o-jen'-es-is*) [*mono-; γένεσις*, origin]. 1 Development of offspring resembling the parent, as distinguished from metagenesis. 2. Development from a single hermaphroditic parent; asexual reproduction. 3. Origin of all organisms from a single cell.

monograph (*mon'-o-graf*) [*mono-; γράφειν*, to write]. A treatise or memoir on a single subject.

monohemerous (*mon-o-hem'-er-us*) [*mono-; ἡμέρα*, day]. Lasting for one day only.

monohybrid (*mon-o-hi'-brid*). Hybrid in one characteristic only; said of offspring differing from their parents in a simple characteristic.

monohydrated (*mon-o-hi'-dra-ted*). United with one molecule of water or of hydroxyl.

monohydric (*mon-o-hi'-drik*) [*mono-; ὕδωρ*, water]. Containing one atom of replaceable hydrogen, as *monohydric* acid, *monohydric* alcohol.

monoideism (*mon-o-i-de'-izm*) [*mono-; ἴδεα*, idea] The domination of a single idea, as in certain cases of hypnotism and insanity.

monoinfection (*mon-o-in-fek'-shun*). Infection with but one kind of microorganism.

monoiodide (*mon-o-i'-o-dīd*). An iodine compound analogous to a monobromide.

monoketone (*mon-o-ke'-tōn*). A ketone with one CO group.

monol (*mon'-ol*). An aqueous solution of calcium permanganate (2:1000) used to purify drinking-water.

monolocular (*mon-o-lok'-ū-lar*). See *unilocular*.

monoma (*mon-o'-mah*) [*mono-; ὄμα*, tumor]. A painful uterine tumor, always solitary, steadily progressing to a fatal termination, accompanied by severe and continuous hemorrhage.

monomania (*mon-o-ma'-ne-ah*) [*mono-; μανία*, madness]. A form of insanity characterized by a limited disturbance of the mental functions that dominates the person's thoughts and actions.

monomaniac (*mon-o-ma'-ne-ak*) [*monomania*]. A person affected with monomania.

monomercurion (*mon-o-mer-ku'-re-on*). The univalent mercurous ion.

monomeric (*mon-o-mer'-ik*) [*mono-; μέρος*, a part]. Consisting of a single piece.

monometallic (*mon-o-met-al'-ik*) [*mono-; metallic*]. 1. Containing one atom of a metal in a molecule. 2. Capable of replacing one atom of hydrogen in an acid. 3. Consisting of one metal.

monomicrobic (*mon-o-mi-kro'-bik*). See *monobacillary*.

monommatous (*mon-om'-at-us*) [*mono-; ὄμμα*, eye]. One-eyed.

monomoria (*mon-o-mo'-re-ah*) [*mono-; μωρία*, folly]. Melancholy.

monomorphic (*mŏn-o-mor'-fik*) [*mono-; μορφή*, form]. Having or existing in only one form.

monomorphism (*mon-o-mor'-fizm*) [*mono-; μορφή*, form]. The state of being monomorphic.

monomorphous (*mon-o-mor'-fus*) [*mono-; μορφή*, form]. Having but a single form; not polymorphous.

monomphalus (*mon-om'-fal-us*) [*mono-; ὀμφαλός*, navel]. A double monster united by a common umbilicus.

monomyositis (*mon-o-mi-o-si'-tis*) [*mono-; μῦς*, muscle]. Laquer's (1896) name for isolated periodic affections of the biceps muscle. Syn., *myositis acuta intermittialis*.

monomyous (*mon-o-mi'-us*) [*mono-; μῦς*, muscle]. Having only one muscle; applied to certain bivalves, the shells of which are closed by a single muscle.

mononephrous (*mon-o-nef'-rus*) [*mono-; νεφρός*, kidney] Limited to one kidney.

mononeural (*mon-o-nū'-ral*). Mononeuric.

mononeuric (*mon-o-nū'-rik*) [*mono-; νεῦρον*, nerve] 1. Applied to a nerve-cell having only one neuraxon. 2. Supplied by one nerve only.

mononeuritis (*mon-o-nū-ri'-tis*) [*mono-; neuritis*] Neuritis affecting a single nerve. **m., multiplex**, neuritis affecting simultaneously single nerves remote from each other.

mononuclear (*mon-o-nū'-kle-ar*). See *uninuclear*.

mononym (*mon'-o-nim*) [*mono-; ὄνομα*, name]. A name consisting of but a single word. Thus *callosum* is a mononym for *corpus callosum; pia*, for *pia mater; myel*, for *spinal cord*.

mononymic (*mon-o-nim'-ik*) [*mono-; ὄνομα*, name]. Having but one name.

monopagia (*mon-o-pa'-je-ah*) [*mono-; πάγιος*, fixed]. Fixed local pain in the head; clavus hystericus.

monoparesis (*mon-o-par'-e-sis*) [*mono-; paresis*]. Paralysis of a single part of the body, as of one limb.

monoparesthesia (*mon-o-par-es-the'-ze-ah*) [*mono-; paresthesia*]. Paresthesia confined to one limb or part.

monopathic (*mon-o-path'-ik*). Pertaining to a single disease, or to a disease of a single organ.

monopathy (*mon-op'-ath-e*) [*mono-; πάθος*, disease]. Uncomplicated disease of a single organ.

monopegia (*mon-o-pe'-je-ah*) [mono-; *πήγνυναι*, to fix in]. Clavus; localized pain in the head.

monophagia (*mon-o-fa'-je-ah*) [*mono-; φαγεῖν*, to eat]. 1. Desire for a single article of food. 2. The eating of a single daily meal.

monophagism (*mon-of'-aj-izm*) [*mono-; φαγεῖν*, to eat]. 1. Habitual eating of a single article of food. 2. The habit of eating but one meal a day.

monophasia (*mon-o-fa'-ze-ah*) [*mono-; aphasia*]. A form of aphasia in which speech is limited to a single syllable, word, or phrase.

monophobia (*mon-o-fo'-be-ah*) [*mono-*; *φόβος*, fear]. Morbid dread of being alone.

monophosphate (*mon-o-fos'-fāt*). A phosphate with but one atom of phosphorus in the molecule.

monophthalmia (*mon-off-thal'-me-ah*) [*mono-*; *ὀφθαλμός*, eye]. Synonym of *cyclopia*.

monophthalmous (*mon-off-thal'-mos*) [*mono-*; *ὀφθαλμός*, eye]. Single-eyed; also, pertaining to a bandage for one eye.

monophyletic (*mon-o-fi-let'-ik*) [*mono-*; *φυλή*, tribe]. Derived from a single prototype. **m. hypothesis**, the doctrine of *Hæckel*, that the various organic lines of animals have descended from a common type.

monoplasmatic (*mon-o-plaz-măt'-ik*). See *monoplastic*.

monoplast (*mon'-o-plast*) [*mono-*; *πλάσσειν*, to form]. A simple cell.

monoplastic (*mon-o-plas'-tik*) [*monoplast*]. Composed of only one substance.

monoplastid (*mon-o-plas'-tid*) [*mono-*; *πλαστός*, molded] An organism or structural element composed of only a single cell.

monoplegia (*mon-o-ple'-je-ah*) [*mono-*; *πληγή*, stroke]. Paralysis of a single limb or of a single muscle or group of muscles. It is designated as *brachial*, *crural*, or *facial*, when affecting the arm, the leg, or the face, respectively, and as *central* (*cerebral*) or *peripheral*, according to the seat of the causal lesion.

monops (*mon'-ops*). See *cyclops*.

monopsia (*mon-ops'-e-ah*). See *monophthalmia*.

monopsychosis (*mon-o-si-ko'-sis*) [*mono-*; *ψύχη*, mind: *pl.*, *monopsychoses*]. Any kind of monomania or delusional insanity of fixed type.

monopus (*mon'-o-pus*) [*mono-*; *πούς*, foot]. 1. Congenital absence of one foot or leg. 2. A one-footed monstrosity.

monoradicular (*mon-o-rad-ik'-ū-lar*) [*mono-*; *radix*, root]. Applied to teeth with only one root.

monorchid, monorchis (*mon-or'-kid, mo-nor-kis*) [*mono-*; *ὄρχις*, testis]. A person who has but one testicle, or in whom one testicle only has descended into the scrotum.

monorchidism (*mon-or'-kid-izm*). [*mono-*; *ὄρχις*, testicle]. Condition in which but one testicle has descended into the scrotum.

monorrhinous (*mon-or-i'-nus*) [*mono-*; *ῥίς*, nose]. Having a single median nasal cavity.

monosaccharide (*mon-o-sak'-ar-id*). Any carbohydrate whose molecule cannot be split into simpler carbohydrates; *e. g.*, glucose, fructose.

monoscelous (*mon-os-el'-us*) [*mono-*; *σκέλος*, leg]. One-legged.

monose (*mon'-ōs*). Same as *monosaccharide*.

monosodic (*mon-o-so'-dik*). Having one atom of sodium in the molecule.

monosomus, monosomia (*mon-o-so'-mus, mon-o-so'-me-ah*) [*mono-*; *σῶμα*, body]. A double monster with a single body and two heads.

monospasm (*mon'-o-spazm*) [*mono-*; *σπασμός*, spasm]. Spasm affecting limited areas, as one side of the face, a single limb, or a single muscle or muscle-group. It is designated as *brachial*, *crural*, or *facial*, according to the part affected, and as *central* (*cerebral*) or *peripheral*, according to the seat of the causal lesion.

monostratal (*mon-o-stra'-tal*) [*mono-*; *stratum*, a layer]. Arranged in a single layer or stratum.

monosymptomatic (*mon-o-simp-tom-at'-ik*). Having but one dominant symptom.

monotal (*mon'-o-tal*). Trade name of guaiacol methylglycholate; analgesic and antipyretic.

monothermia (*mon-o-ther'-me-ah*) [*mono-*; *θέρμη*, heat]. Evenness of body temperature.

monotic (*mon-ot'-ik*) [*mono-*; *οὖς*, ear]. Pertaining to but one of the ears.

monotonia (*mon-o-to'-ne-ah*) [*mono-*; *τόνος*, tone]. Uniformity of voice; that kind that results from paralysis of the laryngeal tensors.

monotrichous (*mon-ot'-rik-us*) [*mono-*; *θρίξ*, hair]. Applied to that type of ciliation in bacteria which is marked by a single flagellum at one pole.

monovalent (*mon-o-va'-lent*). Same as *univalent*.

monoxenous (*mon-oks'-en-us*) [*mono-*; *ξένος*, host]. Applied to parasitism confined to one host.

monoxide (*mon-oks'-id*). An oxide containing a single oxygen atom.

monazygotic (*mon-o-zi-got'-ik*) [*mono-*; *ζῦξις*, joining]. Identical, as identical twins. Coming from one egg.

Monro, bursa of (*mun-ro'*) [Alexander *Monro*, Scottish anatomist, 1697–1767]. A bursa sometimes found between the subclavius muscle and the costoclavicular ligament. **M., foramen of,** an opening behind the anterior pillars of the fornix, through which the lateral ventricle of the brain communicates with the third ventricle; it transmits the choroid plexus. **M.'s line,** a line drawn from the umbilicus to the anterior superior spine of the ilium **M.'s point,** the point sometimes selected in paracentesis abdominis, midway on Monro's line. **M.'s sulcus,** a longitudinal fissure extending from the foramen of Monro to the Sylvian aqueduct, and dividing each lateral wall of the third ventricle into an upper and a lower portion.

mons (*monz*) [L.: *pl.*, *montes*]. In anatomy, the *mons pubis* or the *mons Veneris*. **m. cerebelli.** See *monticulus*. **m. pubis,** the eminence in front of the body and horizontal ramus of the os pubis; it is called also, in the female, *m. Veneris*. **m. Veneris,** the mons pubis of the female.

Monsel's salt (*mon-sel'*). Ferric subsulphate. **M.'s solution** (*liquor ferri subsulphatis*, U. S P.), a solution of ferric subsulphate, used as a styptic.

monster (*mon'-ster*) [*monstrum*, an evil omen]. One who, through congenital faulty development, is incapable of properly performing the vital functions, or who, owing to an excess or deficiency of parts, differs markedly from the normal type of the species. A teratism

monstricide (*mon'-stris-id*) [*monstrum*, monster; *cædere*, to kill]. The killing of a monster.

monstriferous (*mon-strif'-er-us*) [*monstrum*, monster; *ferre*, to bear]. Producing monsters.

monstripara (*mon-strip'-ar-ah*) [*monstrum*, a monster; *parere*, to bring forth]. A woman who has given birth to one or more monsters.

monstrosity (*mon-stros'-it-e*) [*monster*]. 1. The condition of a monster. 2. A monster.

TABLE OF MONSTROSITIES*

According to Geoffroy Saint-Hilaire. Altered by Hirst and Piersol

HEMITERATA

I. ANOMALIES OF VOLUME.

A. Of Stature.

1. *General Diminution*, as in a dwarf—delayed growth.
2. *General Increase*, as in a giant—precocious development.

* Reproduced, by kind consent of the publishers, from Human Monstrosities," by Barton Cooke Hirst, M.D., and George A. Piersol, M. D., Philadelphia; Lea Brothers & Co., 1892.

B. **Of Volume**, strictly speaking.
   1 *Local Diminution.* Affecting—
      (*a*) *Regions*, as a limb.
      (*b*) *Systems*, as undeveloped muscles.
      (*c*) *Organs*, as small breasts, stenosis of canals, etc.
   2. *Local Increase.* Affecting—
      (*a*) *Regions*, as the head.
      (*b*) *Systems*, as the adipose tissue.
      (*c*) *Organs*, as large breasts in women, lactiferous breasts in men.

I. ANOMALIES OF FORM. *Single Order*, including—deformed heads; anomalies of shape in the stomach; deformed pelves, etc

III. ANOMALIES OF COLOR.

A. *Deficiency*, complete, partial, or imperfect, as in albinism.
B. *Excess*, complete, partial, or imperfect, as in melanism.
C. *Alteration*, as in unusual color of the iris.

IV. ANOMALIES OF STRUCTURE.

A. *Deficiency in Consistency*, as cartilaginous conditions of bones.
B. *Excess in Consistency*, as anomalous ossification.

V. ANOMALIES OF DISPOSITION.

A. **By Displacement.**
   1. *Of the splanchnic organs*, as anomalous direction of heart or stomach, hernias, exstrophy of the bladder, etc.
   2 *Of the nonsplanchnic organs*, as clubfoot, curvature of the spine, misplaced teeth, misplaced blood-vessels, etc.

B. **By Change of Connection.**
   1. *Anomalous articulations.*
   2. *Anomalous implantations*, as teeth out of line.
   3. *Anomalous attachments*, as of muscles and ligaments.
   4. *Anomalous branches*, as of arteries and nerves.
   5 *Anomalous openings*, as of veins into the left auricle, of the ductus choledochus in an unusual situation, of the vagina into the rectum, of the rectum into the male urethra, of the rectum at the umbilicus, etc.

C. **In Continuity.**
   1. *Anomalous imperforations*, as of rectum, vulva, vagina, mouth, esophagus.
   2. *Anomalous union of organs*, as of kidneys, testicles, digits, teeth, ribs; adhesion of the tongue to the palate.

D. **By closure**, as in complete transverse septum in the vagina.

E. **By Disjunction.**
   1. *Anomalous perforations*, as persistence of foramen ovale, ductus arteriosus, urachus.
   2. *Anomalous divisions*, as splits, fissures in various organs, harelip, hypospadia, fissured tongue, cleft palate, fissured cheek.

VI. ANOMALIES OF NUMBER AND EXISTENCE.

1. *By numerical defect*, as absence of muscles, vertebræ, ribs, digits, teeth, a lung, a kidney, the uterus, the bladder, etc.
2. *By numerical excess*, as supernumerary digits, ribs, teeth, breasts, a double uterus.

HETEROTAXIS

I. **Splanchnic Inversion.**
II. **General Inversion.**

HERMAPHRODITES

I. **True Hermaphrodites.**
   (*a*) *Bilateral hermaphrodites.*
   (*b*) *Unilateral hermaphrodites.*
   (*c*) *Lateral hermaphrodites.*

II. **Pseudohermaphrodites**, with double sexual formation of the external genitals, but with unisexual development of the reproductive glands (ovaries and testicles).

(*a*) *Male pseudohermaphrodites*, with testicles.
   1. *Internal pseudohermaphrodites:* Development of uterus masculinus.
   2. *External pseudohermaphrodites:* External genitals approach the female type; the monstrosity presents a feminine appearance and build.
   3. *Complete pseudohermaphrodites* (internal and external): Uterus masculinus with tubes; separate efferent canals for bladder and uterus.

(*b*) *Female pseudohermaphrodites*, with ovaries: Persistence of male sexual parts.
   1. *Internal hermaphrodites:* Formation of vas deferens and tubes.
   2. *External hermaphrodites:* Approach of the external genitals to the male type.
   3. *Complete hermaphrodites* (internal and external): Masculine formation of the external genitals and of a part of the sexual tract.

MONSTERS

CLASS I.—SINGLE MONSTERS.

Order I.—Autositic Monsters.

Genus I...	Species 1. *Ectromelus*.....	Phocomelus.
		Hemimelus.
		Micromelus.
		Ectromelus.
	Species 2. .	Symelus.
		Uromelus.
		Sirenomelus.
Genus II..	Single species. *Celosoma*. .	Aspalasoma.
		Agenosoma.
		Cyllosoma.
		Schistosoma.
		Pleurosoma.
		Celosoma.

Genus III
- Species 1 *Exencephalus*
  - Notencephalus.
  - Proencephalus.
  - Podencephalus.
  - Hyperencephalus
  - Inencephalus.
  - Exencephalus.
- Species 2 *Pseudencephalus*
  - Nosencephalus
  - Thlipsencephalus
  - Pseudencephalus
- Species 3 *Anencephalus*
  - Derencephalus
  - Anencephalus.
  - Ethmocephalus
  - Cebocephalus
- Species 1 *Cyclocephalus*
  - Rhinocephalus
  - Cyclocephalus.
  - Stomocephalus

Genus IV
- Species 2 *Otocephalus*
  - Sphenocephalus
  - Otocephalus
  - Edocephalus
  - Opococephalus
  - Triocephalus

Order II.—Omphalositic Monsters.

Genus I
- Species 1 *Paracephalus*
  - Paracephalus
  - Omacephalus
  - Hemiacephalus
- Species 2 *Acephalus*
  - Acephalus
  - Peracephalus
  - Mylacephalus
- Species 3 *Asomata.*

Genus II, Single Species, *Anideus*

CLASS II.—COMPOSITE MONSTERS.

Order I.—Double Autositic Monsters.

A *Terata katadidyma.*
- Genus I, Diprosopus
- Genus II Dicephalus
- Genus III, Ischiopagus
- Genus IV, Pygopagus

B *Terata anadidyma*
- Genus I, Dipygus
- Genus II, Syncephalus
- Genus III, Craniopagus

C *Terata anakatadidyma*
- Genus I, Prosopothoracopagus
- Genus II, Omphalopagus
- Genus III Rachipagus

Order II.—Double Parasitic Monsters

Genus I
- Species 1 *Heterotypus*
  - Heteropagus
  - Heterodelphus
  - Heterodymus
  - Heterotypus
  - Heteromorphus
- Species 2 *Heteralius*
  - Epicomus

Genus II
- Species 1 *Polygnathus*
  - Epignathus
  - Hypognathus
  - Paragnathus
  - Augnathus
- Species 2 *Polymelus.*
  - Pygomelus
  - Gastromelus
  - Notomelus
  - Cephalomelus
  - Melomelus

Genus III
- *Endocyma.*
  - Dermocyma
  - Endocyma

Order III.—Triple Monsters.

monstrum (*mon'-strum*) See *monstrosity*

Monteggia's dislocation (*mon-tej'-e-ah*) [Giovanni Batista *Monteggia*, Italian surgeon, 1762–1815] A dislocation of the hip-joint in which the head of the femur is near the anterior superior iliac spine, and the limb is rotated outward

Monteverde's sign or test. The injection subcutaneously during life of a little ammonia solution will be followed by a port-wine congestion in surrounding parts, which does not take place in case of death

Montgomery's cups (*mont-gom'-er-e*) [William Fetherston *Montgomery*, Irish physician, 1797–1859] The enlarged epithelial depressions in the mucosa of the uterus **M 's glands, M.'s tubercles,** the sebaceous glands of the areola of the nipple appearing as small prominences especially during pregnancy and lactation, they communicate occasionally with aberrant galactophorous glands

monthlies (*munth'-lēz*) The *menses*

monthly courses, m. sickness. The menses **m nurse,** a nurse who attends child-births

monticle (*mon'-tik-l*) See *monticulus cerebelli*

monticulus (*mon tik'-ū lus*) [L] A small elevation **m cerebelli,** the prominent central portion of the superior vermiform process of the cerebellum **m Veneris** See *mons Veneris*

moogrol (*moo -grol*) A mixture of the ethyl esters of the acids of the chaulmoogra series **m iodized** Moogrol with 5 % iodine added Used in leprosy Proprietary

Moon's molars [Henry *Moon*, English surgeon] The first molar teeth, in congenital syphilis, are reduced in size and are dome shaped owing to the dwarfing of the central tubercle of each cusp

moon-blindness 1 Amblyopia from exposure of the eyes to moonlight during sleep 2 Night blindness **m -blink.** Moon blindness **m.-calf.** A fleshy mole, see under *mole*

moonshine poisoning. Alcoholism of a modified type, probably due to methyl (or other) alcohols being mixed with the ethyl alcohol

Moore's fracture [Edward Mott *Moore*, American surgeon 1814–1902] Fracture of the lower end of the radius with dislocation of the ulna, the styloid process being tied down by the annular ligament.

Moore's synapsis The tangled skein of chromatin at one side of the nucleus formed in the prophase in heterotypical division of sex cells

Moore's test for glucose [John *Moore*, English physician] Treat the solution with one-fourth of its volume of sodium or potassium hydroxide and warm it, it will become first yellow, then orange, and finally brown, depending upon the amount of glucose present

Mooren's ulcer (*moo-ren'*) [Albert *Mooren*, German oculist, 1828–1899] A chronic serpiginous ulcer of the cornea occurring in elderly people

moradeine (*mor-ad'-e-in*) An alkaloid obtained from the bark of *Pogonopus febrifugus*, of South America

morament (*mōr-am'-ent*) [*moron, ament*] A low grade moron, a person without any moral sense

moramentia (*mor-am-en'-she-ah*) [*morament*] A condition in which a person is entirely without moral sense

Morand's disease (*mor-on'(g)*) [Sauveur François *Morand*, French surgeon, 1697–1773] Paresis of the lower extremities **M.'s foot,** a deformity of the foot that consists in the presence of eight toes **M.'s foramen,** the *foramen, cecal* (*of tongue*), *q v* **M 's spur,** the hippocampus minor

Morax-Axenfeld diplobacillus (*mor'-aks'-aks-en-felt*) [Victor *Morax*, French physician; Alexander *Axenfeld*, French physician]. A bacillus causing a mild form of conjunctivitis.

morbi (*mor'-bi*) [L., genitive of *morbus*]. Of a disease. **agens morbi**, the cause or agent of disease. **ens morbi**, the being or essential quality of disease. **materies morbi**, the substance producing a disease.

morbid (*mor'-bid*) [*morbus*, disease]. Pertaining to disease or diseased parts. **m. anatomy.** See *anatomy, morbid.*

morbidity (*mor-bid'-it-e*) [*morbid*]. 1. The quality of disease or of being diseased. 2. The conditions inducing disease. 3. The ratio of the number of sick individuals to the total population of a place.

morbidize (*mor'-bid-īz*) [*morbid*]. To render sickly or abnormal.

morbiferous (*mor-bif'-er-us*) [*morbus*, disease; *ferre*, to bear]. Conveying or spreading disease.

morbific (*mor-bif'-ik*) [*morbus; facere*, to make]. Producing disease.

morbigenous (*mor-bij'-en-us*) [*morbus*, disease; γεννᾶν, to produce]. Producing disease.

morbility (*mor-bil'-it-e*). Same as *morbidity*.

morbilli (*mor-bil'-i*) [*morbus*]. Measles.

morbilliform (*mor-bil'-if-orm*) [*morbilli*]. Resembling measles.

morbillous (*mor-bil'-us*) [*morbilli*, measles]. Pertaining to measles.

morbose (*mor'-bōs*) [*morbus*, disease]. Diseased.

morbus (*mor'-bus*) [L.]. Disease. **m. Addisonii,** Addison's disease. **m. anglicus,** rickets. **m. arcuatus,** icterus. **m. Basedowii.** See *goiter, exophthalmic.* **m. Brightii.** See *Bright's disease.* **m. caducus,** epilepsy. **m. cæruleus,** congenital cyanosis. **m. Celsi,** catalepsy. **m., cholera.** See *cholera morbus.* **m. cœliacus,** chronic diarrhea in children. **m. cordis,** the phenomena of chronic cardiac disease. **m. coxæ, m. coxarius,** coxalgia. **m. cucullaris,** pertussis. **m. divinus,** epilepsy. **m. gallicus,** syphilis. **m. maculosus neonatorum,** a fatal disease occurring during the first few days of life and consisting of hemorrhages in various parts of the body. **m. maculosus Werlhofii,** purpura hæmorrhagica. **m. magnus,** epilepsy. **m. major,** epilepsy. **m. medicorum,** the mania of those who seek the advice of physicians for imaginary diseases. **m. miseriæ,** any disease due to poverty. **m. phlyctenoides,** pemphigus. **m. regius,** jaundice. **m. sacer,** epilepsy. **m. vesicularis,** pemphigus. **m. virgineus,** chlorosis. **m. vulpis,** alopecia. **m. saltatorius,** chorea. **m. tuberculosis pedis,** Madura foot.

M. O. R. C. Abbreviation for Medical Officers' Reserve Corps.

morcel (*mor-sel'*) [Fr. *morceler*, to divide into small pieces]. To remove in little bits.

morcellation (*mor-sel-a'-shun*) [Fr., *morceler*, to cut up or parcel out]. The art of reducing to fragments, as the fetus in embryotomy; the removal of a tumor or fetus piecemeal.

morcellement (*mor-sel-mon'(g)*). See *morcellation.*

mordacious (*mor-da'-se-us*) [*mordax*, biting]. Biting, pungent.

mordant (*mor'-dant*) [*mordere*, to bite]. A substance, such as alum, phenol, aniline oil, that fixes the dyes used in coloring textures or in staining tissues and bacteria.

mordication (*mor-dik-a'-shun*) [*mordicare*, to bite]. A burning and stinging inflammatory condition of the skin.

Morel's delirium (*mor-el'*) [Benoit Augustin *Morel*, French alienist, 1809–1873]. Emotional delirium. **M.'s ear.** A large, outstanding ear with more or less pronounced effacement of the ridges and grooves.

Morel-Kraepelin's disease (*mor-el'-kra'-peh-lin*) [Benoit Augustin *Morel*, French alienist, 1809–1873; Emil *Kraepelin*, German psychiatrist, 1856–]. Dementia præcox.

Morelli's test (*mo-rel'-le*) [——*Morelli*, Italian physician, –1918]. To distinguish between a transudate and an exudate.: A test tube is filled with a saturated aqueous solution of corrosive sublimate. Into this are introduced slowly three or four drops of the suspected fluid. If this is an exudate there forms on the surface of the solution a yellowish annular coagulum of albuminate of mercury. If it is a transudate the coagulum falls to the bottom in the form of fine flocculi.

Morestin's operation (*mor-es-tan'*) [H. *Morestin*, French surgeon, 1869–1919]. See under *operations.*

Morgagni's cartilages (*mor-gahn'-ye*) [Giovanni Battista *Morgagni*, Italian anatomist, 1682–1771]. See *Wrisberg's cartilages.* **M.'s caruncle,** the middle lobe of the prostate. **M.'s cataract,** senile cataract in which the nucleus remains hard, while the portion between it and the cortex liquefies. **M.'s columns,** vertical folds of the rectal mucous membrane seen at the point of union of the latter with the skin of the anus. **M.'s concha,** the superior turbinated bone of the ethmoid. **M.'s disease,** Stokes-Adams disease. **M.'s foramen.** 1. See *Mesbomian foramen.* 2. Openings in diaphragm at junction of sternum and 7th costal cartilage. **M.'s fossa.** 1. The fossa navicularis of the urethra. 2. The concave interspace between the upper border of the superior constrictor muscles of the pharynx and the basilar process of the occipital bone. **M.'s frenum, M.'s retinaculum,** the ridge formed around the cavity of the cecum by the prolongation of the folds of the ileocecal valve. **M.'s glands** the small racemose muciparous glands in the mucous membrane of the urethra. **M.'s globules, M.'s spheres,** small, hyaline bodies found between the crystalline lens and its capsule before and after death, especially in cases of cataract. They are due to coagulation of the albuminous fluid contained in the lens. **M.'s humor,** same as **M.'s liquor. M.'s hydatid,** a vesicle about the size of a pea, attached by a long thread-like stalk to the Fallopian tube in the female, and to the globus major of the epididymis in the male; it is derived from the duct of Mueller. **M.'s lacunæ,** small depressions in the mucosa of the urethra, especially the bulbous portion. **M.'s liquor,** a clear fluid formed postmortem in the crystalline lens. **M.'s nodules.** See *corpora Arantii.* **M.'s prolapse,** chronic hyperplastic inflammation of the mucosa and submucosa of Morgagni's ventricle. It is not a true prolapse. **M.'s sinus.** 1. The prostatic sinus. 2. The interval between the upper border of the superior constrictor muscle of the pharynx and the basilar process of the occipital bone. **M.'s sinuses, M.'s valves,** small pouches, opening upward, formed by the rectal mucosa, just above the anus. **M.'s tubercles.** 1. The olfactory bulb. 2. See *Montgomery's tubercles* **M.'s ventricle,** the sacculus laryngis, the sac

between the superior vocal bands and the inner surface of the thyroid cartilage.

(de) Morgan's spots. Bright red nevoid spots often seen on the skin in cases of cancer.

morgue (*morg*) [Fr.]. A place where unknown dead are exposed for identification.

moria (*mo'-re-ah*) [*μωρία*, folly]. A dementia characterized by talkativeness and silliness.

moribund (*mor'-ib-und*) [*morsbundus*, from *moriri*, to die]. In a dying condition.

morioplasty (*mor'-e-o-plas-te*) [*μόριον*, a small piece; *πλάσσειν*, to mold]. Plastic surgery.

morning paralysis. See under *paralysis*.

morning-sickness. The nausea of pregnant women, occurring chiefly in the early months of gestation.

Moro's tuberculin test or reaction [Ernst *Moro*, German physician, 1874–]. A test to determine the presence or absence of tuberculosis. A small amount of an ointment of equal parts of "old" tuberculin and anhydrous lanolin is rubbed into the unbroken skin of the abdomen or thorax for three to five minutes. A positive reaction is indicated by the appearance, within 24 to 48 hours, of hyperemia of the area and a number of papules.

morococcus (*mo-ro-kok'-us*) [*morus*, mulberry; *coccus*]. A form of micrococcus found clumped or in a mass.

morocomium (*mo-ro-ko'-me-um*) [*μωρός*, mad; *κομεῖν*, to care for]. An insane asylum.

morodochium (*mo-ro-do'-ke-um*) [*μωρός*, silly; *δέχεσθαι*, to receive]. An asylum for the insane.

moron (*mor'-on*) [*μωρός*, dull, stupid]. 1. A fool. 2. A child with permanently arrested mental development; but of higher grade than an imbecile.

moronity (*mo-ron'-it-e*). Morosis

morosis (*mo-ro'-sis*) [*μώρωσις*, foolishness]. Insanity.

morph (*morf*) [*μορφή*, a blotch]. One of the dark spots that occur in the foreheads of blonde women suffering from uterine trouble, or who are pregnant.

morphea, morphœa (*mor-fe'-ah*) [*μορφή*, a blotch]. A disease of the skin characterized by the presence of rounded or oval, pinkish or ivory-white patches, due to an excess of fibrous tissue, with atrophy of the skin-structures proper. It is believed to be a trophoneurosis, and is considered a circumscribed form of scleroderma. Syn., *Addison's keloid; circumscribed scleroderma.* **m., acroteric,** the form in which the beginning and the greatest intensity of the disease are at the extremities. **m., herpetiform,** where the lesions follow those of herpes in their distribution.

morpheum (*mor'-fe-um*). Morphine.

morphia (*mor'-fe-ah*). See *morphine*.

morphine, morphina (*mor'-fēn, mor-fi'-nah*) [*Morpheus*, god of sleep], $C_{17}H_{19}NO_3 + H_2O$. A colorless or white crystalline alkaloid obtained from opium, to which the chief effects of opium are due. It differs from opium in being less stimulant, less constipating, and less likely to produce disagreeable after-effects. On account of its insolubility in water morphine is used principally in the form of its salts. The dose of the salts of morphine is ¼–½ gr. (0.008–0.032 Gm.). **m. acetate** (*morphinæ acetas*, U. S. P.), $C_{17}H_{19}NO_3.C_2H_4O_2 + 3H_2O$. From it are prepared *liquor morphinæ acetatis* (B. P.) (½ gr. to the dram), dose 20–40 min. (1.3–2.6 Cc.), and *injectio morphinæ hypodermica* (1 gr. in 10 min.). **m. benzoate,** $C_{17}H_{19}NO_3.C_7H_6O_2$, white crystalline powder or prisms used in treatment of asthma. Dose ½–½ gr. (0.005–0 03 Gm.). **m. borate,** a white powder containing about 33% of morphine; recommended for hypodermatic use and for eye-lotions. **m. hydrochloride** (*morphinæ hydrochloridum*, U. S. P.), $C_{17}H_{19}NO_3.HCl + 3H_2O$. From it are prepared *liquor morphiæ hydrochloratis* (B. P.) (½ gr. to the dram), dose 15–30 min. (1–2 Cc.); *suppositoria morphiæ*, (B. P.) (½ gr. each); *tinctura chloroformi et morphinæ* (½ gr. to the dram); *trochisci morphiæ* (B. P.) (⅛ gr.), and *trochisci morphiæ et ipecacuanhæ* (B. P.) (⅛ gr.). **m. phthalate,** is employed hypodermatically. **m., powder of, compound** (*pulvis morphinæ compositus*, U. S. P.), Tully's powder. Dose 10 gr. (0.65 Gm.), containing ½ gr. (0.01 Gm.) of morphine sulphate. **m. stearate,** $C_{17}H_{19}NO_3.C_{17}H_{35}COOH$, contains 25% of morphine and is used in applications (0.5 to 50 Gm. of fixed oil of almonds), ointments (0.5 to 50 Gm. of petrolatum), and suppositories (0.02 to 2.5 Gm. of cacao-butter). **m. sulphate** (*morphinæ sulphas*, U. S. P.), $(C_{17}H_{19}NO_3)_2.H_2SO_4 + 5H_2O$. From it are prepared *liquor morphiæ sulphatis* (B. P.), dose 10–40 min. (0.65–2.5 Cc.), the compound powder of morphine, and *liquor morphinæ hypodermicus* (N. F.), Magendie's solution, containing 16 gr. to the ounce. **m. tartrate,** is employed for hypodermatic use. **m. valerate, m. valerianate,** $C_{17}H_{19}NO_3.C_5H_{10}O_2$, is used as a sedative.

morphinia (*mor-fin'-e-ah*) [*morphine*]. Any disease due to the excessive use of morphine.

morphinism (*mor'-fin-izm*) [*morphine*]. 1. The condition caused by the habitual use of morphine. 2. The morphine-habit.

morphinization (*mor-fin-iz-a'-shun*) [*morphine*]. The production of the physiological effects of morphine.

morphinodipsia (*mor-fin-o-dip'-se-ah*) [*morphine; δίψα*, thirst]. Morphinomania.

morphinomania, morphiomania (*mor-fin-o-ma'-ne-ah, mor-fe-o-ma'-ne-ah*) [*morphine; μανία*, madness]. 1. A morbid craving for morphine. 2. Insanity due to the morphine-habit.

morphinophagia, morphiophagy (*mor-fin-o-fa'-je-ah, mor-fi-off'-aj-e*) [*morphine; φαγεῖν*, to eat]. Opium-eating.

morphinum, morphium *mor-fi'-num*, (*mor'-fe-um*). Morphine.

morphiometry (*mor-fe-om'-et-re*) [*morphine; μέτρον*, measure]. The determination of the quantity of morpihne in a drug preparation or sample of opium.

morphœa (*mor-fe'-ah*). See *morphea*.

morphogenesis (*mor-fo-jen'-es-is*). See *morphogeny*.

morphogeny (*mor-foj'-en-e*) [*μορφή*, form; *γένεια*, generation]. The genesis of form; the history of the evolution of form.

morphography (*mor-fog'-ra-fe*) [*μορφή*, form; *γράφειν*, to write]. Systematic investigation of the structure of organisms in the most comprehensive way See *morphology*.

morpholecithal (*mor-fo-les'-ith-al*) [*μορφή*, form; *λέκιθος*, yolk of an egg]. 1. Germinal; formative. 2. Pertaining to the morpholecithus.

morpholecithus (*mor-fo-les'-ith-us*) [*μορφή*, form; *λέκιθος*, yolk of an egg]. The formative yolk of an egg; the portion of an egg that undergoes segmentation and germination.

morphological (*mor-fo-loj'-ik-al*). Pertaining to morphology.

morphology (*mor-fol'-o-je*) [μορφή, form; λόγος, science]. The science that treats of the form and structure of organized beings.

morpholysis (*mor-fol'-is-is*) [μορφή, form; λύσις, a loosening]. Destruction of form.

morphometry (*mor-fom'-et-re*) [μορφή, form; μέτρον, a measure]. The measurement of the forms of organisms.

morphon (*mor'-fon*) [μορφή, form] An individual element of an organism, of definite form, as a cell or a segment of a vertebrate.

morphonosus (*mor-fon'-o-sus*) [μορφή, form; νόσος, disease]. An anomalous change in the form of organs or parts.

morphophyly (*mor-fof'-il-e*) [μορφή, form; φῦλον, tribe]. The development of the form of the organs of the body.

morphosan (*mor'-fo-san*). Proprietary name for morphine methylbromate.

morphosis (*mor-fo'-sis*) [see *morphon*]. The act, mode, or order of formation of an organism.

morphotic (*mor-fot'-ik*) [*morphosis*]. Pertaining to morphosis, entering into the formation of the framework of an organism. **m. proteins**, those that enter into the structure of the tissues.

morpio (*mor'-pe-o*) [L.]. The crab-louse.

Morrant-Baker's cysts. See *Baker's cysts*.

morrhua (*mor'-ū-ah*) [L.; *gen.*, *morrhuæ*]. The cod. **morrhuæ, emulsum olei** (U. S. P.), a mixture of cod-liver oil, acacia, syrup, oil of gaultheria, and water. Dose 2 dr. (8 Cc.), **morrhuæ, emulsum olei, cum hypophosphitibus** (U. S. P.), emulsion of cod-liver oil and hypophosphites, contains of cod-liver oil, 500 Cc.; acacia, 125 Gm.; calcium hypophosphite, 10 Gm.; potassium hypophosphite, 5 Gm.; sodium hypophosphite, 5 Gm.; syrup, 10 Cc.; oil of gaultheria, 4 Cc.; water, q. s. Dose 2 dr. (8 Cc.). **morrhuæ, oleum** (U. S. P.), cod-liver oil, a fixed oil obtained from the fresh livers of *Gadus morrhua* and other species of *Gadus* Three varieties of oil are known: white or pale-yellow; brownish-yellow, and dark-brown. The oil contains *gaduin* ($C_{38}H_{68}O_9$), oleic, palmitic, stearic, myristic, physetoleic, butyric and acetic acids; glycerol, biliary pigments, iodine, and bromine. Also a crystalline substance, *morrhuol*, containing phosphorus, iodine, and bromine, as well as several leukomaine and the fixed bases, *asellin* ($C_{28}H_{32}N_4$) and *morrhuin* ($C_{19}H_{37}N_3$). Cod-liver oil is used in pulmonary and other forms of tuberculosis, and in wasting conditions due to other causes. Dose 1 dr.–½ oz. (4–16 Cc.).

morrhuin (*mor'-oo-in*). See under *morrhua*.

morrhuol (*mor'-oo-ol*). See under *morrhua*.

Morris appendix (*mor'-is*) [Robert Tuttle *Morris*, American surgeon, 1857–]. Fibroid degeneration of the vermiform appendix.

Morris' test (*mor'-is*). A rod graduated from the center and provided with sliding pointers is placed across the abdomen, so that its center corresponds to the median line of the body, and the pointers are moved along it until they reach the outer surface of the greater trochanter. In cases of fracture of the neck of the femur a discrepancy will be found on comparing the measurements on the two sides of the body.

mors (*mors*) [L.]. Death. **m. improvisa, m. subita**, sudden death. **m. putativa**, apparent death.

morsal (*mor'-sel*) [*morsus*, a bite]. Relating to the cutting or grinding portion of a tooth.

morselling' (*mor-sel-ing*). See *morcellation*.

morsulus (*mor'-sū-lus*) [dim. of *morsus*, a bite]. A lozenge or tablet.

morsus (*mor'-sus*) [L.]. A bite. **m. diaboli.** The fimbriated extremity of the oviduct.

mortal (*mor'-tal*) [*mortalis*, from *mors*, death]. Liable to death or dissolution; terminating in death; causing death; deadly.

mortality (*mor-tal'-it-e*) [*mortal*]. 1. The quality of being mortal. 2. The death-rate.

mortar (*mor'-tar*) [*mortarium*, an urn]. An urn-shaped vessel of porcelain, iron or glass, for pulverizing substances by means of a pestle.

mortiferous (*mor-tif'-er-us*) [*mors; ferre*, to bear]. Fatal.

mortification (*mor-tif-ik-a'-shun*). See *gangrene*.

mortinatality (*mor-te-na-tal'-it-e*) [*mors*, death; *natalis*, pertaining to birth]. The still-birth rate.

Morton's cough (*mor'-tun*) [Richard *Morton*, English physician, 1637–1698]. A cough followed by the vomiting of blood, frequently occurring in pulmonary tuberculosis.

Morton's disease (*mor'-tun*) [Thomas George *Morton*, American surgeon, 1835–1903]. See *M.'s foot*. **M.'s fluid**, iodine, 10 gr.; potassium iodide, 30 gr.; and glycerin, 1 ounce; used by injection in cases of spinal meningocele. **M.'s foot**, a painful affection of the metatarsophalangeal joint of the fourth toe; metatarsalgia.

mortuary (*mor'-tū-a-re*) [*mortuarium*, a tomb]. a morgue, *q. v.* Relating to death or burial.

morula (*mor'-ū-lah*) [dim. of *morum*, a mulberry]. The solid mass of cells formed by complete segmentation of the vitellus of an ovum.

morulation (*mor-ū-la'-shun*) [*morula*]. Formation of the morula during segmentation of the egg.

moruloid (*mor'-ū-loid*) [*morula*, a little mulberry; *εἶδος*, like]. Resembling a morula.

morulus (*mor'-ū-lus*). The lesion characteristic of frambesia. A frambesial sore.

morum (*mo'-rum*) [L., "a mulberry"]. 1. Fruit of the mulberry. 2. Condyloma. 3. Nevus.

morus (*mo'-rus*). See *mulberry*.

Morvan's chorea (*mor-van'*) [——*Mor*[redacted]*nch* physician, 1819–1897]. Fibrillary c[redacted]*tions* of the muscles of the calves and pos[redacted]*r* portion of the thighs, often extending to the trunk and upper extremities, but leaving the face and neck intact. Syn., *chorée fibrillaire de Morvan*. **M.'s disease**, a trophic affection of the skin with pain, followed by analgesia first of one side, then of the other, and then the formation of whitlows with necrosis of the phalanges. Muscular atrophy, paresis, contraction of the fingers, and loss of the sensations of heat and cold are other symptoms.

morve (*morv*). See *equinia*.

morvin (*mor'-vin*) [Fr. *morve*, glanders, malleus]. See *mallein*.

Mosaic (*mo-sa'-ik*) [*mosaicus*, L.]. An organism, part of which is made up of tissue genetically different from the other part. Mosaics are produced by mutations during development or by chromosome non-disjunction.

Moschowitz's operation (*mos'-ko-vits*) [Alexis V. *Moschowits*, American surgeon, 1865–]. Operation for femoral hernia, but through the inguinal canal.

moschus (*mos'-kus*). Musk; the dried secretion from the prepuce of the musk-deer, used as an antispasmodic.

Mosetig-Moorhof's method (*mō-set'-ig-mōr'-hof*) [Albert Ritter von *Mosetig-Moorhof*, Austrian surgeon, 1838–1907]. Tuberculous cavities in bones are scraped and then plugged with iodoform in wax.

Mosler's diabetes (*mōz'-ler*) [Karl Friedrich *Mosler*, German physician, 1831–]. Polyuria due to the presence of too much inosite in the blood.

mosquito (*mus-ke'-to*) [Sp., "a little gnat"]. An insect the sting of which causes the formation of a wheal that itches intensely; especially the *Culex* mosquito. It is also a pathogenic agent in the transmission of disease. See *Anopheles*, *Culex*, *Stegomyia*.



RESTING POSTURE OF MOSQUITOES, 1 AND 2, ANOPHELES; 3, CULEX PIPIENS. (*After Sambon.*) FROM P. H. REPORTS.

moss [AS., *meós*]. 1. A small cryptogamic plant of the natural order *Musci*. **m., Ceylon.** See *agar*. **m., club-.** See *lycopodium*. **m., Corsican.** See *Corsican moss*. **m.-fibers,** peculiar fibers derived from the white center of the cerebellum, and characterized by having pencils of fine short branches at intervals like tufts of moss, they end partly in the granular layer, partly in the molecular layer. **m., Iceland.** See *cetraria*. **m., Irish.** See *chondrus*.

mossy foot. A condition in which the foot is covered with thick warty growths; found in South America.

Most's bath. A bath for extensive burns, consisting of a solution of 200 Gm. of alum in 6 to 8 pailfuls of cold water and one pailful of curdled milk.

Moszkowicz's test (*mos'-ko-vits*). For *arteriosclerosis;* the limb is elevated until the skin becomes pale; a broad, elastic bandage is applied around the thigh as high up as possible, and the bandage is allowed to remain in place for five minutes. On removing the elastic bandage a hyperemic blush spreads over the limb but is less intense as the ischemic areas of the foot or leg are approached. The contrast between the red and pale areas is marked, and varies with the extent of the arterial obstruction.

moth, moth-patches. Chloasma.

mother (*muth'-er*) [AS., *mōder*]. 1. A female parent. 2. The source of anything. 3. [allied to AS., *mud*.] A slimy film formed on the surface of fermenting liquid, as on vinegar. **m. abscess,** a primary abscess, from which other abscesses or collections of pus arise. **m.-cell,** a cell from which other cells are formed, especially one the nucleus of which is undergoing karyokinetic changes preparatory to dividing into daughter-cells. **m. cyst,** echinococcus cyst from which other cysts are developed. **m.-liquor,** the liquid remaining after dissolved substances have separated by crystallization. **m.'s mark,** a birth-mark. See *nevus*.

motile (*mo'-til*) [*movere*, to move]. Able to move; capable of spontaneous motion, as a *motile* flagellum.

motility (*mo-til'-it-e*) [*motile*]. Ability to move spontaneously.

motion (*mo'-shun*) [*movere*, to move]. 1. The act of changing place. 2. An evacuation of the bowels; the matter evacuated.

motive (*mo'-tiv*) [*movere*, to move]. Causing motion; a determining impulse. **m. force, m. power,** the moving or impelling force.

motofacient (*mo-to-fa'-she-ant*) [*motus*, motion; *facere*, to make]. Causing motion, said of that feature of muscular activity which actually produces movement.

motor (*mo'-tor*) [see *motion*]. 1. Moving or causing motion. 2. Concerned in or pertaining to motion, as *motor* cell, *motor* center, *motor* nerve. **m. aphasia.** See under *aphasia*. **m. area,** the portion of the cerebral hemisphere presiding over voluntary motion, including the precentral gyri, the posterior part of the three frontal gyri, and the paracentral lobule on the median surface of the hemisphere. **m. nerve-organs, m. nerve-plates, m.-sprays.** See *fields of innervation*. **m. oculi,** the third cranial or oculomotor nerve supplying all the muscles of the eye except the superior oblique and external rectus. **m. points,** the points on the surface of the body where the various branches of the motor nerves supplying the muscles may be stimulated by electricity.

motorgraphic (*mo-tor-graf'-ik*). See *kinetographic*.

motorial (*mo-to'-re-al*) [*motor*]. Of or pertaining to motion. **m. end-plate,** an eminence of protoplasm within the sarcolemma of a muscular fiber, representing the termination of the motor nerve-fiber.

motorium (*mo-to'-re-um*) [*motor*]. 1. A motor center. 2. The motor apparatus of the body, both nervous and muscular, considered as a unit.

motorius (*mo-to-'re-us*) [L.]. A motor nerve.

motormeter (*mo-tor-me'-ter*). A kinesiometer used in recording gastric movements.

motorpathy (*mo'-tor-path-e*) [*motor;* πάθος, disease]. Kinetotherapy.

Mott's law of anticipation (*mot*) [*Mott*, English physician]. When children of insane parents become insane, they do so at a much earlier age than their parents did.

mottling (*mot'-ling*) [OF., *matellé*, clotted; curdled]. A spotted condition.

mould (*mōld*). See *mold*.

mounding (*mown'-ding*). The rising in a lump of muscle-fibers when struck by a slight, firm blow. It is observed in the thin and feeble, and in certain diseases, as pulmonary tuberculosis and advanced locomotor ataxia. See *myosdema*.

mount. See *mounting*.

mountain anemia. Ankylostomiasis **m.-balm,** eriodictyon. **m.-fever, m.-sickness.** 1. A condition characterized by dyspnea, rapid pulse, headache, nausea, and vomiting, depending upon the rarefied state of the air at high altitudes. This is properly called mountain-sickness. 2. A form of typhoid fever occurring in mountainous districts.

mountebank (*mown'-te-bank*). Quack.

mounting (*mown'-ting*) [*mount*]. The act of arranging objects, especially anatomical specimens, on a suitable support and in a proper medium for ready examination. For macroscopic specimens the medium is usually alcohol; for microscopic specimens, Canada balsam or glycerol.

mouth (*mowth*) [AS., *mūth*]. 1. The commencement of the alimentary canal; the cavity in which mastication takes place. In a restricted sense, the aperture between the lips. 2. The entrance to any cavity or canal **m.-breather,**

a person who habitually breathes through the mouth. **m.-breathing,** respiration through the mouth instead of, as normally, through the nose.

movement (*moov'-ment*) [*movere*, to move]. The act of moving. **m., active,** movement effected by a person or organism without any outside help. **m., ameboid,** a movement produced in certain cells, as the white corpuscles, by the called *pedesis*. **m., ciliary,** a lashing movement produced by delicate hair-like processes termed cilia, as on the epithelium of the respiratory tract and in certain microorganisms. **m., circus-,** rapid circular movements or somersaults, produced by injury of the corpus striatum, of the optic thalamus, or of the crus cerebri of one side. **m., communicated,** that produced by

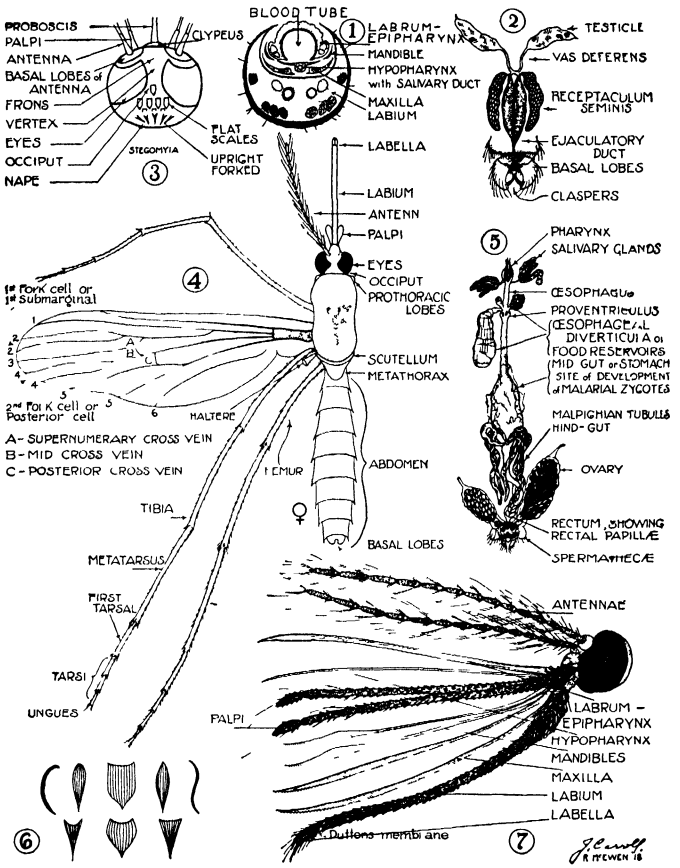

ANATOMY OF THE MOSQUITO. THE STRUCTURE POSTERIOR TO "SCUTELLUM," WRONGLY LABELED "METATHORAX" (No. 4), IS THE METANOTUM, AND THE SCUTELLUM IN THIS DIAGRAMMATIC DRAWING OF A CULEX SHOULD BE TRILOBED. No. 6 SHOWS VARIOUS TYPES OF SCALES. (*Stitt's Practical Bacteriology.*)

protrusion of processes of the protoplasm into which the whole cell then seems to flow; so-called from the resemblance of the movement to that of the ameba. **m., angular,** the movement between two bones that may take place forward or backward, inward or outward. **m., associated,** an involuntary movement in one part when another is moved voluntarily. **m., Brownian,** a physical phenomenon, a form of communicated motion observed in aggregations of minute particles, and consisting of a rapid oscillating movement without change of the relative position of the moving particles; also a force acting from without; opposed to spontaneous movement. **m.-cure,** kinesipathy. **m., fetal,** the movements of the fetus in the uterus. **m., forced,** movement of the body from injury of the motor centers or the conducting paths, as *index movement*, when the cephalic part of the body is moved about the stationary caudal part; *rolling movement*, when the animal rolls on its long axis. **m., index,** when the cephalic part of the body is moved about the fixed caudal part. **m., molecular.** Synonym of *m., Brownian*. **m., passive,** movement effected by the aid of some outside agency.

m., rolling, when the animal rolls on its long axis. **m., Swedish,** kinesipathy. **m., vermicular,** peristalsis.

mower's mite (*mo'-er*). The harvest mite; see *Leptus autumnalis*.

moxa (*moks'-ah*) [Jap.]. A combustile material which is applied to the skin and ignited for the purpose of producing an eschar. It is prepared from several species of *Artemisia;* artificial moxa is made from cotton saturated with niter. **m.-bearer,** an instrument for applying the moxa. Syn., *Portemoxa.* **m., electric,** a faradic brush used as an active electrode upon the dry skin.

moxibustion (*moks-ib-us'-chun*) [*moxa; combustion*]. Cauterization by means of a moxa.

moxosphyra (*moks-os-fi'-rah*) [*moxa,* σφῦρα, hammer]. A hammer heated in boiling water and applied to the skin for purposes of counter-irritation.

Moynihan's symptom complex (*mun'-yan*) [Sir Berkeley George Andrew *Moynihan,* English surgeon 1865–]. Hunger pain coming on several hours after eating and relieved by food is a sign of duodenal ulcer.

moyrapuama (*moi-rah-poo-am'-ah*). See *muirapuama.*

M. P. S. Abbreviation for *Member of the Pharmaceutical Society.*

M. R. C. Abbreviation for *Medical Reserve Corps.*

M. R. C. P. Abbreviation for *Member of the Royal College of Physicians.*

M. R. C. P. E. Abbreviation for *Member of the Royal College of Physicians of Edinburgh.*

M. R. C. P. I. Abbreviation for *Member of the Royal College of Physicians of Ireland.*

M. R. C. P. L. Abbreviation for *Member of the Royal College of Physicians of London.*

M. R. C. S. Abbreviation for *Member of the Royal College of Surgeons.*

M. R. C. S. E. Abbreviation for *Member of the Royal College of Surgeons of Edinburgh.*

M. R. C. S. I. Abbreviation for *Member of the Royal College of Surgeons of Ireland.*

M. R. C. V. S. Abbreviation for *Member of the Royal College of Veterinary Surgeons.*

M. S. Abbreviation 1. for *Master of Surgery;* 2. for *Master of Science.*

Ms. Chemical symbol of *masrium*

M. S. A. Abbreviation for *Member of the Apothecaries' Society.*

M. Sc. Abbreviation of *Master of Science.*

M. u. Abbreviation of *maché unit.*

muavine, muawine (*moo-ah'-vin, -win*). An alkaloid from muawi-bark. The hydrobromide is used as a cardiac stimulant.

muawi-bark (*moo-ah'-we-bark*). The bark of a leguminous tree closely related to *Erythrophlæum coumingo;* used as an arrow-poison in Madagascar. Syn., *muawa.*

mucago (*mū-ka'-go*). Mucus; mucilage.

mucedin (*mū'-se-din*) [*mucus*]. A nitrogenous substance obtained from gluten.

Much's bacillus (*mook*) [Hans *Much,* German physician, 1880–]. A granular form of the tubercle bacilli said to be present in skin lesions and to have different staining properties from the regular *Bacillus tuberculosis.*

Much-Holzmann reaction (*mook-hŏltsman*) [Hans *Much,* German physician; W. *Holzmann,* German physician]. Serum from a patient suffering from dementia præcox or from manic-depressive insanity is said to inhibit hemolysis by cobra-venom.

mucherus (*mū'-ker-us*). The gum obtained from *Bombax malabaricum;* it is astringent and styptic. Dose 30–45 gr. (2–3 Gm.). Syn., *mocharas; mochras; mochurrus.*

mucic (*mū'-sik*) [*mucus*]. Obtained from mucus or mucilage. **m. acid,** $C_6H_{10}O_8$. A crystalline dibasic acid produced by the oxidation of gums and certain sugars.

mucicarmine (*mū-se-kar'-min*). A stain for mucin made up of carmine, 1 Gm.; aluminum chloride, 0.5 Gm.; distilled water, 2 Cc.

mucid (*mū'-sid*). Mucilaginous.

muciferous (*mū-sif'-er-us*) [*mucus; ferre,* to bear]. Producing or secreting mucus.

muciform (*mū'-sif-orm*) [*mucus; forma,* form]. Resembling mucus.

mucigen (*mū'-sij-en*) [*mucin;* γεννᾶν, to produce]. A substance producing mucin; it is contained in epithelial cells that form mucus.

mucigenous (*mū-sij'-en-us*) [see *mucigen*]. Producing mucus.

mucilage (*mū'-sil-āj*) [*mucilago,* moldy moisture]. In pharmacy, a solution of a gum in water. Mucilages (*mucilagines*) are employed as applications to irritated surfaces, particularly mucous membranes, as excipients for pills, and to suspend insoluble substances. The following are employed: *Mucilago acaciæ* (U. S. P.), *M. amyli* (B. P.), *M. sassafras medullæ* (U S. P.), *M. tragacanthæ* (U. S. P.), *M. ulmi* (U. S. P.).

mucilaginous (*mū-sil-aj'-in-us*) [*mucilage*]. Pertaining to or of the nature of mucilage.

mucilago (*mū-sil-a'-go*). See *mucilage.*

mucin (*mū'-sin*) [*mucus*]. An albuminoid substance, the characteristic constituent of mucus. It is supposed to be produced by the union of an albuminous body and a colloid carboh ydrate, the "animal gum" of Landwehr. Mucin occurs in saliva, bile, secretions of mucous membranes, synovial fluid, in mucous tissue, in certain cysts, etc. It is insoluble in water, and is precipitated by alcohol and acetic acid. **m.-sugar.** See *levulose.*

mucinemia (*mū-sin-e'-me-ah*) [*mucin;* αἷμα, blood]. The presence of mucin in the blood.

mucinoblast (*mū-sin'-o-blast*) [*mucin;* βλαστός, a germ]. 1. A cell whose function it is to elaborate mucin. Syn., *mast-cell.* 2. A goblet-cell.

mucinogen (*mū-sin'-o-jen*) [*mucin;* γεννᾶν, to produce]. The antecedent principle from which mucin is derived.

mucinoid (*mū'-sin-oid*) [*mucin;* εἶδος, like]. Resembling mucin.

mucinoids (*mū'-sin-oids*). See *mucoids.*

mucinuria (*mū-sin-u'-re-ah*) [*mucin;* οὖρον, urine]. The presence of mucin in the urine.

muciparous (*mū-sip'-ar-us*) [*mucus; parere,* to bring forth]. Secreting or producing mucus.

mucitis (*mū-si'-tis*) [*mucus;* ῑτις, inflammation]. Inflammation of a mucous membrane.

mucivorous (*mū-siv'-or-us*) [*mucus; vorare,* to devour]. Subsisting on mucus or gum.

muco- (*mū-ko-*) [*mucus*]. A prefix meaning pertaining to mucus.

mucocele (*mū'-ko-sel*) [*muco-;* κήλη, tumor]. 1. A mucous tumor. 2. An enlarged lacrimal sac.

mucocolitis (*mū-ko-ko-li'-tis*). See *colitis, mucous.*

mucocolpos (*mū-ko-kol'-pos*) [*muco-;* κόλπος, vagina]. A collection of mucus in the vagina.

mucocutaneous (*mū-ko-kū-ta'-ne-us*) [*muco-; cutaneous*]. Pertaining to a mucous membrane and the skin; and to the lines where these join.

mucoderm (*mū'-ko-derm*) [*muco-*; δέρμα, skin]. The corium of a mucous membrane.

mucoenteritis (*mū-ko-en-ter-i'-tis*). Inflammation of the mucous membrane of the intestine.

mucogen (*mū'-ko-jen*). Trade compound of an anthraquinone derivative; used in constipation.

mucoid (*mū'-koid*) [*muco-*; εἶδος, likeness]. Resembling mucus.

mucoids (*mū'-koidz*) [see *mucoid*]. A group of glycoproteids embracing colloid, chondromucoid, and pseudomucin, and differing from true mucins in their solubilities and precipitation properties. They are found in cartilage, in the cornea and crystalline lens, in white of egg, and in certain cysts and ascitic fluids.

mucomembranous (*mū-ko-mem'-bran-us*). See *mucosal*. **m. enteritis,** mucous enteritis.

mucoperiosteum (*mū-ko-per-e-os'-te-um*). Periosteum possessing a mucous surface.

mucoproteins (*mū-ko-pro'-te-inz*). Complex amino compounds of undetermined metabolic action.

mucopurulent (*mū-ko-pū'-roo-lent*) [*muco-*; *purulent*]. Containing mucus mingled with pus.

mucopus (*mū'-ko-pus*) [*muco-*; *pus*]. A mixture of mucus and pus.

Mucor (*mū'-kor*) [*mucere*, to be moldy]. A genus of hyphomycetes. **M. corymbifer,** a species found in the cerumen of the external auditory meatus. **M. mucedo,** a species found on fecal matter and nitrogenous organic substances. **M. niger,** a parasitic fungus causing black discoloration of lingual papillæ.

mucoriferous (*mū-kor-if'-er-us*) [*mucor*; *ferre*, to bear]. Covered with a mold-like substance.

mucorin (*mū'-kor-in*) [*mucor*]. An albuminoid substance from many species of the mucorinous molds.

mucosa (*mū-ko'-sah*) [*mucosus*, mucous]. A mucous membrane; more fully, *membrana mucosa*.

mucosal (*mū-ko'-sal*). Relating to mucous membranes.

mucosanguineous (*mū-ko-san-gwin'-e-us*). Consisting of mucus and blood.

mucosedative (*mū-ko-sed'-at-iv*). Soothing to mucosæ.

mucoserous (*mū-ko-se'-rus*). Both mucous and serous; containing mucous and serum.

mucosin (*mū'-ko-sin*) [*mucus*]. The form of mucin to which the nasal, uterine, and bronchial mucus owe their viscosity.

mucosity (*mū-kos'-it-e*). Sliminess.

mucous (*mū'-kus*) [*mucus*]. Containing or having the nature of mucus; secreting mucus, as *mucous* membrane; depending on the presence of mucus, as *mucous* rales. **m. casts,** a term given to the casts found in the feces in cases of membranous enteritis. **m. catarrh,** catarrhal inflammation of a mucous membrane. **m. colitis.** See *colitis, mucous*. **m. degeneration.** See *degeneration*. **m. disease,** enterocolitis, especially of children. **m. glands,** glands containing mucous cells. **m. membrane,** See *membrane*. **m. patch,** a flattened, grayish-white exudate, occurring in secondary syphilis on mucous membranes and at mucocutaneous junctions. **m. polyp,** a soft, gelatinous outgrowth from a mucous membrane; it may be a true myxoma, but usually is a hyperplasia due to chronic inflammation. **m. tissue,** a form of connective tissue in which the intercellular substance is of a soft, gelatinous character and contains mucin. The cells from pressure assume a stellate or spindle shape. **m. tumor,** a myxoma.

mucro (*mū'-kro*) [*mucro*, a sharp point]. A pointed extremity. **m. cordis,** apex of the heart. **m. sterni,** ensiform cartilage of the sternum.

muculent (*mū'-ku-lent*). Rich in mucus.

Mucuna (*mū-ku'-nah*) [Braz.]. A genus of leguminous herbs. The hairs of the pods of *M. purriens*, cowage, were formerly used as a vermifuge and counterirritant.

mucus (*mū'-kus*) [L.]. The viscid liquid secreted by mucous membranes. It consists of water, mucin, and inorganic salts, together with epithelial cells, leukocytes, etc., held in suspension.

mud-bath. See *bath-, mud*.

mud fever. An epidemic noted in flooded parts of Germany, characterized by sudden fever, headache, and pains in abdomen and muscles.

mudar (*mū'-dar*) [E. Ind.]. The root-bark of various Asiatic species of *Calotropis* (*C. gigantea, C. procera, C. hamiltoni*); it is alterative, tonic, diuretic, sudorific, and emetic.

mudarin (*mū'-dar-in*) [E. Ind., *mudar*]. A bitter principle from mudar; it is said to be tonic, emetic, and alterative.

Mueller's capsule (*mū'-ler*) [1. Johannes *Mueller*, German physiologist, 1801–1858]. See *Bowman's capsule*. **M.'s blood-motes, M.'s dust-bodies.** See *hemokonia*. **M.'s duct or canal,** [1], a duct lying internally to the Wolffian body; it practically disappears in the male, but becomes the Fallopian tube and part of the uterus and vagina in the female. **M.'s eminence,** in the embryo, the protuberance formed by the cloaca at the point of entrance of Mueller's duct. Syn., *colliculus Muelleri*. **M.'s experiment,** [1] 1 See *Valsalva's experiment* 2. See *Valsalva's test*. **M.'s fibers** [2. Heinrich *Mueller*, German anatomist, 1820–1864]. Modified neuroglia cells which traverse perpendicularly the layers of the retina, and connect the internal and external limiting membranes. **M.'s fluid,** [3. Hermann Franz *Mueller*, German histologist, 1866–1898]. A fluid used for hardening tissues. Its composition is as follows: Potassium dichromate, 2 to 2.5 parts; sodium sulphate, 1 part; water, 100 parts. **M.'s ganglion.** See *Ehrenritter's ganglion*. **M.'s law.** 1. The tissue of which a tumor is composed has its type in the tissues of the animal body, either in the adult or in the embryonic condition. 2. The "law of isolated conduction." The nervous impulse, or "wave of change," passing through a neuron is not communicated to other neurons, even when these lie close alongside of it, except at the terminals. **M.'s muscle,** [2]. 1. The circular bundles of muscular fibers which form part of the ciliary muscle and are situated nearest to the iris. 2. The superior palpebral muscle. **M.'s ring,** a muscular ring formed at the internal os uteri during the later stages of pregnancy. **M.'s sarcoma,** adenofibroma of the breast. Syn., *sarcoma phyllodes*. **M.'s sign,** [4. Friedrich *Mueller*, Hungarian physician, 1858–]. Pulsation of the tonsils and soft palate in cases of aortic insufficiency. **M.'s test for cystin,** [5. Eduard *Mueller*, German physician, 1876–]. Boil the cystin with potassium hydroxide to dissolve it; when cold, dilute with water and add a solution of sodium nitroprusside. This produces a violet coloration which changes rapidly to yellow.

Muellerian cyst. A cyst developed from Mueller's duct.

Muenchymeyer's disease (*moonsh'-mi-er*). A progressive poliomyelitis with myositis ossificans.

muguet (*mug-eh'*) [Fr.]. Thrush.

muira puama (*moo-e'-rah poo-am'-ah*) [Indian name for straight tree]. A shrub indigenous to the region of the Amazon. It is recommended in the treatment of impotence and as a nerve-tonic. Dose of *fluidextract* 15–30 min. (1–2 Cc.).

mulberry (*mul'-ber-e*) [*morus*, mulberry-tree]. A tree of the genus *Morus*. *Morus nigra* is the source of *morus succus* of the B. P., the latter being used to make *syrupus mori* (B. P.). Both are employed as drinks in fevers and as additions to gargles in pharyngitis. The fruit of *Morus alba* is used as food for silkworms. **m. calculus.** See *calculus, mulberry*. **m. mark,** a nevus. **m. mass.** See *morula*.

Mulder's angle. (*mool'-der*) [Johannes *Mulder*, Dutch anatomist, 1769–1810]. In craniometry, that angle produced by the junction of Camper's line and a line joining the basi-occipital bone and the nasion.

Mulder's test for glucose (*mool'-der*) [Johannes *Mulder*, Dutch chemist, 1802–1880]. Alkalinize the solution with sodium carbonate and add a solution of indigo-carmin. If glucose is present, the solution becomes decolorized on heating, but changes to blue again on shaking with air. **M.'s test for proteids,** proteids are colored yellow on treating with concentrated nitric acid; on the addition of ammonia or sodium or potassium hydroxide they become orange-yellow. Syn., *xanthoproteic reaction*.

Mules' operation (*mūlz*) [Philip Henry *Mules*, English ophthalmologist, 1843–1905]. See under *operations*.

muliebria (*mū-le-eb'-re-ah*) [L. *neut. pl.* of *muliebris*, pertaining to a woman]. The female genital organs.

muliebris (*mū'-li-eb-ris*). Pertaining to a woman.

muliebrity (*mū-le-eb'-rit-e*) [*mulier*, woman]. Womanliness; puberty in the female.

mull. A thin and soft kind of muslin.

mulla (*mul'-lah*). 1. Mull. 2. An ointment spread on mull.

mullen, mullein (*mul'-en*). See *verbascum*.

multangulum (*mul-tan'-gū-lum*) [*multus*, many; *angulus*, an angle]. A bone with many angles. **m. majus,** the trapezium. **m. minus,** the trapezoid bone.

multarticulate, multiarticular, multiarticulate (*mul-tar-tik'-ū-lāt, mul-tar-tik'-ū-lar, mul-te-ar-tik'-ū-lāt*) [*multus*, many; *articulus*, a joint]. Furnished with many joints.

multi- (*mul-te-*) [*multus*, much]. A prefix signifying many.

multicapsular (*mul-tik-ap'-sū-lar*) [*multi-; capsula*, a little box]. In biology, composed of many capsules.

multicellular (*mul-te-sel'-ū-lar*) [*multi-; cellula*, cell]. Many-celled.

multicostate (*mul- e-kos'-tāt*) [*multi-; costa*, a rib]. Having many ribs.

multicuspid, multicuspidate (*mul-te-kus'-pid, mul-te-kus'-pid-āt*) [*multi-; cuspis*, a point]. Having several cusps. **m. teeth,** the molar teeth.

multidentate (*mul-te-den'-tāt*) [*multi-, dens*, a tooth]. A term applied in biology to parts armed with many teeth or tooth-like processes.

multidigitate (*mul-te-dij'-it-āt*) [*multi-; digitus*, a finger]. Having many digits or digitate processes.

multifetation (*mul-tif-e-ta'-shun*) [*multi-; fetation*]. Pregnancy with more than two fetuses.

multifid (*mul'-tif-id*). Divided into many parts.

multiflagellate (*mul-tif-laj'-el-āt*) [*multi-; flagellum*, a whip]. Having many flagella.

multiform (*mul'-tif-orm*). Same as *polymorphous*.

multiganglionate (*mul-te-gang'-le-on-āt*) [*multi-; ganglion*]. Having many ganglia.

multiglandular (*mul-te-glan'-dū-lar*) [*multi-; glandula*, a gland]. Pertaining to several glands. **m. secretions,** a mixture of secretions from two or more glands, such as the saliva.

multigravida (*mul-ti-grav'-id-ah*) [*multi-; gravidus*, pregnant]. A pregnant woman who has passed through two or more pregnancies.

multiinfection (*mul-te-in-fek'-shun*). A mixed infection.

multilobar, multilobate (*mul-te-lo'-bar, mul-te-lo'-bāt*) [*multi-*; λοβός, a lobe]. Composed of many lobes.

multilobular (*mul-ti-lob'-ū-lar*) [*multi-; lobule*]. Many-lobed.

multilocular (*mul-ti-lok'-ū-lar*) [*multi-; loculus*, a locule or cell]. Many-celled; polycystic.

multimammæ (*mul-te-mam'-me*) [*multi-; mamma*, breast]. Polymastia; the presence of more than two breasts in a human being.

multinebulizer (*mul-te-neb'-ū-li-zer*). A spraying device used in treatment of disease of the nose, throat, and ear.

multinodal (*mul-te-no'-dal*) [*multi-; nodus*, a node]. Having many nodes.

multinodular (*mul-te-nod'-ū-lar*) [*multi-; nodulus*, nodule]. Having many nodules.

multinuclear, multinucleated (*mul-te-nū'-kle-ar, mul-te-nū-kle-a'-ted*) [*multi-; nucleus*] Having several or many nuclei.

multipara (*mul-tip'-ar-ah*) [*multi-; parere*, to bring forth]. 1. A pregnant woman who has already borne one or more children. Opposed to *primipara*. It has been customary to designate the number of the pregnancy of a multipara by the unpronounceable terms II-para, III-para, IV-para, etc More commendable are the following terms· *secundipara, tertipara, quartipara, quintipara, sextipara, septimipara, octavipara, nonipara, decimipara*, etc., to designate respectively a woman in her second, third, fourth, etc., pregnancy 2. A woman bearing several offspring at a birth.

multiparity (*mul-tip-ar'-it-e*) [*multi-; parere*, to bring forth]. The condition, state, or fact of being multiparous.

multiparous (*mul-tip'-ar-us*) [see *multipara*]. Having borne several children.

multiple (*mul'-tip-l*) [*multi-; plicare*, to fold]. Manifold; affecting many parts at the same time. **m. neuritis.** See *neuritis, multiple*. **m. pregnancy.** See *pregnancy, multiple*. **m. sclerosis.** See *sclerosis, multiple*.

multipolar (*mul-te-po'-lar*) [*multi-; polus*, a pole]. Having more than one pole, as *multipolar* nerve-cells, those having more than one process.

multirooted (*mul-te-root'-ed*). Having more than two roots or fangs.

multivalent (*mul-tiv'-al-ent*) [*multi-; valere*, to be worth]. In chemistry, combining with more than one atom of a univalent element.

mummification (*mum-if-ik-a'-shun*) [*mummy*, from Pers., *mûm*, wax; *facere*, to make]. The change of a part into a hard, dry mass; dry gangrene.

mummified (*mum'-if-id*) [*mummy; facere*, to make]. Dried, like a mummy. **m. pulp,** the condition of the dental pulp when it is affected by dry gangrene.

mumps [Du., *mompen*, to mumble]. An acute infectious disease characterized by swelling of

the parotid and at times of the other salivary glands. After a period of incubation of from two to three weeks, the disease begins with fever and pain below the ear; soon a tense, painful swelling forms in the region of the parotid gland, rendering mastication and deglutition difficult and painful. In the course of a week the swelling subsides without suppuration. The most frequent complication is orchitis; in rare cases the ovaries are affected. Syn., *parotiditis*. **m., metastatic,** complication involving the testis or mamma in mumps.

mundificant, mundificative (*mun-dif'-ik-ant, mun-dif'-ik-at-iv*) [*mundus*, clean; *facere*, to make]. 1. Having the power to cleanse, purge, or heal. 2. A cleansing or healing agent.

Munro's point (*mun-ro'*). A tender point on the outer border of the right rectus abdominis muscle where it is crossed by a line joining the umbilicus and the anterior superior spine of the ilium; this tenderness is found in appendicitis.

mural (*mū'-ral*) [*murus*, a wall]. Pertaining to a wall, as a *mural* fibroid. **m. gestation, m. pregnancy,** pregnancy in the uterine extremity of a Fallopian tube.

Murat's symptom (*mu-rah'*). In tuberculosis, vibration of the affected part of the chest, attended with a sense of discomfort while speaking.

Murchison's pill (*murtsh'-is-on*) [Charles *Murchison*, English physician, 1830–1879]. A pill consisting of digitalis gr. ½, squill gr. 1½, and blue mass gr. 2.

murexide (*mū-reks'-id*) [*murex*, the purple-fish]. $C_8H_8N_8O_6+H_2O$. Ammonium purpurate, a dichroic crystalline salt obtained from guano and used as a dye. **m. test for uric acid,** cover the substance or the residue on evaporation with nitric acid; evaporate to dryness on a water-bath, and when cold, add ammonia, when it will turn purple-red.

muriate (*mū'-re-āt*) [*muria*, brine]. An old name for a chloride.

muriated (*mū'-re-a-ted*) [*muriate*]. Containing chlorine or a chloride.

muriatic (*mū-re-at'-ik*) [*muriate*]. Pertaining to brine. **m. acid.** See *acid, hydrochloric*

murmur (*mer'-mer*) [L.]. A blowing or rasping sound heard on auscultation. See also under *bruit*. **m., accidental,** a murmur dependent on an accidental circumstance, as on compression of an artery by the stethoscope. **m., anemic.** See *m., hemic*. **m., aneurysmal,** the murmur or bruit heard over an aneurysm. Syn., *aneurysmal bruit*. **m., arterial,** the sound made by the arterial current. **m., attrition,** a pericardial murmur. **m., blood-.** See *m., hemic*. **m., cardiac,** any adventitious sound heard over the region of the heart. In relation to their seat of generation, cardiac murmurs are designated as *mitral, aortic, tricuspid,* and *pulmonary;* according to the period of the heart's cycle at which they occur they are divided into *systolic,* those occurring during the systole; *diastolic,* those occurring in diastole; *presystolic* and *prediastolic,* those occurring just before

TABLE OF ENDOCARDIAL MURMURS

Time	*Point of Maximum Intensity*	*Line of Conduction*	*Lesion*	*Quality*
Systolic.	Center of mitral area, above and to left of apex.	At sixth rib opposite apex, a line drawn from the anterior fold of axilla to lower angle of left scapula.	Mitral insufficiency or incompetence.	Variable, usually soft, blowing, may be distinctly musical.
Systolic.	Midsternum or to right of it, opposite third rib or second interspace	Toward top of sternum, and along aorta and its large branches.	Aortic obstruction	Usually loud and harsh. Harshness is one of its distinguishing characteristics.
Diastolic.	Midsternum opposite upper border of cartilage of third rib.	Down sternum to ensiform cartilage.	Aortic insufficiency or incompetence.	Soft, blowing, sometimes rough, frequently musical. It has the greatest area of diffusion of all the cardiac murmurs
Presystolic.	Over mitral area around the apex.	Usually not transmitted	Mitral obstruction.	Generally low-pitched, rough, churning, grinding, or blubbering. Subject to great variation of pitch and quality.
Systolic.	Midsternum just above the ensiform cartilage.	Toward the epigastrium.	Tricuspid insufficiency or incompetence.	Low-pitched, superficial, blowing, soft, faint.
Presystolic	Midsternum opposite the cartilage of fourth rib.	Not transmitted.	Tricuspid obstruction.	Undetermined.
Systolic.	Second interspace to the left of sternum or at the level of third rib.	Upward a short distance and to left of sternum, stopping abruptly.	Pulmonary obstruction.	Often harsh and audible over the whole precordia, may be very faint.
Diastolic.	Second left interspace	Down left edge of sternum to ensiform cartilage.	Pulmonary insufficiency or incompetence.	Soft and blowing.

systole and diastole respectively. See *table of murmurs* on this page. **m., cardiopulmonary,** one produced by the impact of the heart against the lung. **m., diastolic,** a cardiac murmur occurring during the diastole. **m., direct,** a murmur produced by obstruction to the blood-current as it is passing in its normal direction. **m., Duroziez's,** the double murmur sometimes heard in the femoral artery in aortic regurgitation. **m., dynamic,** one resulting from tumultuous and irregular action of the heart. **m., endocardial,** a murmur produced within the cavities of the heart. (See *table* below.) **m., exocardial,** a murmur connected with the heart, but produced outside of its cavities. **m., Flint's,** a murmur sometimes heard at the apex of the heart in aortic regurgitation. It is generally presystolic in time, and is probably due to the fact that on account of the extreme ventricular dilatation the valves cannot be forced back against the walls and produce a relative narrowing of the auriculoventricular orifice. **m., friction-,** a sound produced by the rubbing of two inflamed serous surfaces upon each other. **m., functional,** a cardiac murmur occurring from excited action of the heart or anemic condition of the individual, without any structural change in the valves or orifices. **m., hemic,** a sound believed to be due to changes in the quality or amount of the blood and not to lesions of the vessels or valves. It is heard especially in anemic conditions. **m. indirect,** one produced by the blood flowing in a direction contrary to the normal current. **m., inorganic,** a murmur not due to valvular lesions; a hemic or a functional murmur. **m., mitral,** one produced at the mitral orifice. **m., muscular.** 1. The sound heard on auscultation of a contracting muscle. 2. The first sound of the heart. **m., musical,** a cardiac murmur having a musical quality. **m., organic,** a murmur due to structural changes in the heart. **m., paradox,** a systolic murmur prolonged so as to appear to be followed by a diastolic murmur. **m., presystolic,** a cardiac murmur occurring just before systole. **m., regurgitant,** one due to the blood flowing backward into the ventricle. **m., systolic,** cardiac murmur occurring during the systole. **m., vesicular.** See *vesicular*. **m., venous, m., whiffing, m., whistling.** See *bruit de diable*.

Murphy's button (*mur'-fe*) [John Benjamin *Murphy*, American surgeon, 1857–1916]. A mechanical device for bringing together the visceral surfaces of the intestine in intestinal

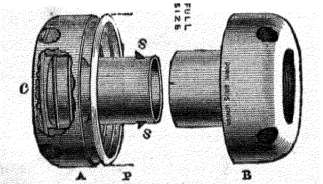

MURPHY'S BUTTON

A. Male half. B. Female half. P. Spring flange. *s. s.* Springs projecting through opening in hollow stem. Part of the cap of the male half has been cut away at *c* to show circular spring which acts as flange. The round holes in the caps are for drainage.

anastomosis. **M. drip,** proctoclysis. **M.'s law.** See under *jaundice*. **M.'s sign,** pressure on an inflamed gall-bladder at the end of expiration causes a sudden stop of inspiration. **M.'s treatment.** 1. Treatment of peritonitis by continuous low-pressure proctoclysis, the patient being placed in Fowler's position. 2. Treatment of pulmonary tuberculosis by causing collapse of the affected lung through intrapleural injection of nitrogen.



JOHN BENJAMIN MURPHY.

murrain (*mur'-ān*) [Fr., from Lat. *mori*, to die] 1. Any fatal disease of cattle and sheep. 2. Foot-and-mouth disease. **m., bloody,** Texas fever.

mus (*mus*) [L. *pl. mures*]. 1. A genus of rodents of the family *Muridæ*; it embraces rats and mice. 2. Any mouse-like formation; *e. g.*, joint-mice. **mures articulares, mures articulorum.** See *arthrolith*.

muscæ (*mus'-ke*) [L.]. Plural of *musca*, a fly. **m. hispaniolæ,** cantharides. **m. volitantes,** floating specks in the field of vision due to opacities in the media of the eye.

muscarine (*mus'-kar-ēn*), $C_5H_{13}NO_2+H_2O$. A poisonous alkaloid obtained from *Agaricus muscarius*. It causes depression of the action of the heart and the respiration, increases the excretions of the salivary and lacrimal glands and of the intestine, and produces contraction of the pupil. **m. nitrate,** $C_5H_{13}NO_3HNO_3$. A brown mass used as an antihidrotic and antispasmodic.

muscegenetic (*mus-e-jen-et'-ik*) [*musca*, a fly; *generare*, to produce]. Causing muscæ volitantes or photopsia.

muscle (*mus'-l*) [*musculus*, a muscle]. A structure composed chiefly of muscular tissue and having the property of contracting. Muscles are of two kinds, the *striped*, or striated, and the *smooth*, or unstriated, the first being voluntary, the second involuntary, *i. e.*, not subject to the will. An alphabetical list of muscles is appended. **m., antagonistic,** one acting in opposition to another. **m., bicaudate,** one that has two

A TABLE OF THE MUSCLES (ARRANGED ALPHABETICALLY)

(BNA names are in italics in the first column)

Name	*Origin*	*Insertion*	*Innervation*	*Function*
Abductor digiti quinti.	See *Abductor minimi digiti.*			
Abductor hallucis. *Abductor hallucis.*	Outer head, os calcis, plantar fascia, intermuscular septum; inner head, internal annular ligament, and tendon of tibialis posticus.	Inner portion of lower surface of base of great toe, and inner side of internal sesamoid bone.	Internal plantar division of posterior tibial nerve.	Flexes and abducts first phalanx of great toe.
Abductor indicis.	See *Interosseus of hand, dorsal.*			
Abductor longus pollicis. *Abductor pollicis longus.*	See *Extensor ossis metacarpi pollicis.*			
Abductor minimi digiti. *Abductor digiti quinti.*	Pisiform bone.	First phalanx of the little finger.	Ulnar	Abducts the little finger.
Abductor minimi digiti. *Abductor digiti quinti.*	Outer tuberosity of os calcis and plantar fascia.	First phalanx of the little toe.	External plantar.	Abducts the little toe.
Abductor pollicis. *Abductor pollicis brevis.*	Anterior annular ligament, scaphoid and trapezium	Base of the first phalanx of the thumb	Median.	Abducts the thumb.
Abductor pollicis longus.	See *Extensor ossis metacarpi pollicis.*			
Abductor pollicis pedis.	See *Abductor hallucis.*			
Accelerator urinæ. *Bulbocavernosus.*	Central tendon of perineum and median raphe	Bulb, spongy and cavernous part of the penis.	Perineal	Ejects the urine.
Accessorius ad iliocostalem. *Iliocostalis dorsi*	Upper border of angles of the lower six ribs.	Upper border of angles of the six upper ribs and the back of the transverse process of the seventh cervical vertebra.	Branches of dorsal nerves	Erects the spine and bends the trunk backward.
Adductor brevis. *Adductor brevis.*	Ramus of the pubis	Upper part of the linea aspera of the femur.	Obturator.	Adducts and flexes the thigh
Adductor hallucis. *Adductor hallucis.*	Tarsal ends of the three middle metatarsal bones.	Base of the first phalanx of great toe.	External plantar.	Adducts great toe
Adductor longus. *Adductor longus.*	Front of the pubis.	Middle of the linea aspera of the femur.	Obturator.	Adducts and flexes the thigh.
Adductor magnus *Adductor magnus.*	Rami of the pubis and ischium.	All of the linea aspera of the femur.	Obturator and great sciatic.	Adducts the thigh and rotates it outward.
Adductor minimus. *Adductor minimus.*	A name for the upper portion of the adductor magnus.			
Adductor obliquus hallucis. *Adductor obliquus hallucis.*	Tarsal end of second, third, and fourth metatarsal bones.	Base of first phalanx of great toe.	External plantar.	Adducts the great toe.
Adductor obliquus pollicis. *Adductor pollicis.*	Os magnum, bases of second and third metacarpal bones.	Base of first phalanx of thumb.	Ulnar.	Draws the thumb to the median line.
Adductor transversus hallucis	See *Transversus pedis.*			

A TABLE OF THE MUSCLES (ARRANGED ALPHABETICALLY).—(*Continued*)

Name	*Origin*	*Insertion*	*Innervation*	*Function*
Adductor transversus pollicis. *Adductor transversus pollicis.*	Metacarpal bone of the middle finger.	Base of the first phalanx of the thumb.	Ulnar	Draws the thumb to the median line.
Anconeus. *Anconaeus*	Back of the external condyle of the humerus.	Olecranon and the shaft of the ulna.	Musculospiral.	Extends the forearm.
Antitragicus. *Antitragicus.*	Outer surface of antitragus.	Caudate process.	Temporal and posterior auricular.	
Arrectores pili. *Arrectores pilorum.*	Pars papillaris of the skin.	Hair-follicles.	Sympathetic.	Elevate the hairs of the skin.
Articularis genu.	See *Subcrureus*			
Arytenoepiglottideus inferior. *Aryepiglotticus inferior.*	Arytenoid (anteriorly)	Epiglottis.	Recurrent laryngeal.	Compresses the saccule of the larynx.
Arytenoepiglottideus superior. *Aryepiglotticus superior.*	Apex of the arytenoid cartilage.	Arytenoepiglottidean folds.	Recurrent laryngeal.	Constricts the aperture of the larynx.
Arytenoideus. *Arytaenoideus*	Posterior and outer border of one arytenoid.	Back of the other arytenoid.	Superior and recurrent laryngeal	Closes the back part of the glottis.
Attollens aurem. *Auricularis superior.*	Occipitofrontalis aponeurosis.	Pinna.	Temporal branch of facial.	Elevates the pinna.
Attrahens aurem. *Auricularis anterior.*	Lateral cranial aponeurosis.	Helix	Facial.	Advances the pinna.
Auricularis posterior	See *Retrahens aurem.*			
Azygos uvulæ. *Uvulae*	Posterior nasal spine of the palate bone	Uvula.	Pharyngeal plexus	Raises the uvula.
Biceps (*2 heads*). *Biceps brachii.*	1. Long—Glenoid cavity. 2. Short—Coracoid process	Tuberosity of the radius, and deep fascia of forearm.	Musculocutaneous	Flexes and supinates the forearm.
Biceps (*2 heads*). *Biceps femoris*	1 Ischial tuberosity 2 Linea aspera.	Head of the fibula.	Great sciatic and external popliteal.	Flexes and rotates the leg outward
Biventer cervicis. *Biventer cervicis.*	Transverse processes of 2–4 upper dorsal.	Superior curved line of the occipital bone.	Portion of the complexus	Retracts and rotates the head.
Brachialis anticus. *Brachialis.*	Lower half of the shaft of the humerus	Coronoid process of the ulna.	Musculocutaneous, musculospiral.	Flexes the forearm.
Brachioradialis	See *Supinator longus.*			
Buccinator. *Buccinator.*	Alveolar process of the maxillary bones and pterygomaxillary ligament.	Orbicularis oris.	Buccal branch of facial.	Compresses the cheeks, retracts angle of mouth.
Bulbocavernosus. *Bulbocavernosus.*	See *Accelerator urinæ* and *Sphincter vaginæ.*			
Caninus.	See *Levator anguli oris*			
Cephalopharyngeus.	See *Constrictor of pharynx (superior).*			
Cervicalis ascendens *Iliocostalis cervicis.*	Angles of the five upper ribs.	Transverse processes of 4th, 5th, and 6th cervical.	Branches of the cervical.	Keeps the neck erect.
Chondroglossus. *Chondroglossus.*	Base of the lesser cornu of the hyoid bone.	Tongue	Hypoglossal.	Depresses and draws down the side of the tongue.

A TABLE OF THE MUSCLES (ARRANGED ALPHABETICALLY).—*(Continued)*

Name	*Origin*	*Insertion*	*Innervation*	*Function*
Ciliary (Bowman's m.). *Ciliaris.* 1. *Fibrae meridionales.* 2. *Fibrae circulares*	1. *Longitudinal* portion (Brücke's m): junction of cornea and sclera; 2. *Circular* portion (Müller's m): the fibers form a circle.	1. Outer layers of choroid. 2. Ciliary processes	Ciliary.	The muscle of visual accommodation.
Cleidomastoideus. *Cleidomastoideus.*	The dorsal part of the sternocleidomastoid.			
Coccygeus. *Coccygeus.*	Ischial spine.	Coccyx, sacrum, and sacrococcygeal ligament.	Sacral.	Supports the coccyx; closes the pelvic outlet.
Complexus. *Semispinalis capitis.*	Transverse processes of 6 upper dorsal and 7th cervical and articular processes of 3d to 6th cervical.	Occipital bone.	Suboccipital, great occipital, and branches of the cervical.	Retracts and rotates the head.
Compressor nasi *Pars transversa m nasalis.*	Nasal aponeurosis.	Fellow muscle.	Facial	Compresses the nostril.
Compressor narium minor. *Compressor narium minor.*	Alar cartilage.	Skin at the end of nose.	Facial.	Compresses the nostril
Compressor sacculi laryngis. (Hilton)	See *Aryenoepiglottideus inferior.*			
Compressor urethræ. *Constrictor urethrae.*	Ramus of the pubis	Fellow muscle.	Perineal.	Compresses the urethra.
Compressor vaginæ *Bulbocavernosus.*	The analog of the two bulbocavernosi of the male.		Perineal	Compresses vagina.
Compressor venæ dorsalis penis *Compressor venae dorsalis penis.*	Fibers of the ischiocavernosus	Fascial sheath of penis, over dorsal vessels.		Compressor of dorsal vein
Constrictor of pharynx (inferior) *Constrictor pharyngis inferior.*	Cricoid and thyroid cartilages	Pharyngeal raphe.	Glossopharyngeal, pharyngeal plexus, and external laryngeal.	Decreases the caliber of pharynx.
Constrictor of pharynx (middle). *Constrictor pharyngis medius.*	Cornua of the hyoid and the stylohyoid ligament.	Pharyngeal raphe.	Glossopharyngeal and pharyngeal plexus.	Decreases the caliber of pharynx.
Constrictor of pharynx (superior). *Constrictor pharyngis superior.*	Internal pterygoid plate, pterygo-max. lig., the jaw and side of tongue	Pharyngeal raphe.	Glossopharyngeal and pharyngeal plexus	Decreases the caliber of pharynx
Coracobrachialis. *Coracobrachialis.*	Coracoid process of the scapula.	Inner side of the shaft of the humerus.	Musculocutaneous.	Draws the arm forward and inward.
Corrugator cutis ani *Corrugator cutis ani.*	Submucous tissue on interior of anus.	Subcutaneous tissue on opposite side of anus.	Sympathetic.	Corrugates skin about anus.
Corrugator supercilii *Corrugator supercilii.*	Superciliary ridge of frontal bone.	Orbicularis palpebrarum.	Facial.	Draws the eyebrow downward and inward.
Cremaster. *Cremaster.*	Upper and deep surface of middle of Poupart's ligament.	Spine and crest of pubic bone and fascia propria.	Genital branch of genitocrural.	Elevates testicle.
Cricoaryteno ideus lateralis. *Cricoarytaenoideus lateralis*	Side of the cricoid cartilage.	Angle and external surface of the arytenoid	Recurrent laryngeal.	Closes the glottis.

A TABLE OF THE MUSCLES (ARRANGED ALPHABETICALLY).—(*Continued*)

Name	*Origin*	*Insertion*	*Innervation*	*Function*
Cricoarytenoideus posticus. *Cricoarytaenoideus posterior.*	Back of the cricoid cartilage.	Base of the arytenoid cartilage.	Recurrent laryngeal.	Opens the glottis.
Cricothyroid. *Cricothyreoideus.*	Cricoid cartilage.	Thyroid cartilage (lower inner border).	Superior laryngeal.	Makes the vocal bands tense.
Crureus. *Vastusintermedius*	See *Vastus externus*			
Deltoid. *Deltoideus.*	Clavicle, acromion, and the spine of the scapula.	Shaft of the humerus.	Circumflex.	Abducts and rotates the humerus.
Depressor alæ nasi. *Depressor septi*	Incisive fossa of the superior maxillary	Septum and ala of the nose.	Facial, buccal branch	Contracts the nostril.
Depressor anguli oris. *Triangularis.*	External oblique line of the inferior maxillary.	Angle of the mouth.	Facial supramaxillary branch.	Depresses the angle of the mouth.
Depressor epiglottidis.	Those fibers of the thyroepiglottideus that are continued forward to the margin of the epiglottis.			
Depressor labii inferioris. *Quadratus labii inferioris.*	External oblique line of inferior maxilla.	Lower lip.	Facial.	Depresses the lip.
Detrusor urinæ. *Pubovesicalis*	Front of pubis.	Prostate (in male), vagina (in female).	Sympathetic	Compresses bladder.
Diaphragm. *Diaphragma.*	Ensiform cartilage, 6 or 7 lower ribs, ligamenta arcuata, bodies of the lumbar vertebras.	Central tendon.	Phrenic and sympathetic	Respiration and expulsion
Digastric (anterior belly). *Digastricus (venter anterior).*	Inner surface inf. maxillary, near symphysis.	Hyoid bone.	Inferior dental.	Elevates the hyoid and the tongue.
Digastric (posterior belly). *Digastricus (venter posterior).*	Digastric groove of the mastoid process.	Hyoid bone.	Facial	Elevates the hyoid and the tongue.
Dilator naris anterior. *Dilatator naris anterior.* (*Pars alaris m. nasalis.*)	Alar cartilage	Border of the ala	Facial.	Dilates the nostril.
Dilator naris posterior. *Dilatator naris posterior* (*Pars alaris m. nasalis.*)	Nasal notch of the superior maxillary.	Skin at the margin of the nostril.	Facial infraorbital branch	Dilates the nostril
Dilator pupillæ. *Dilatator pupillae.*	Circumference of iris.	Margin of pupil.	Long ciliary (sympathetic).	Dilates the pupil
Dorsal interossei, 4. *Interossei dorsales.*	Sides of the metacarpal bones.	Bases of the phalanges.	Ulnar.	Abduct fingers from median line of middle finger
Dorsal interossei, 4. *Interossei dorsales.*	Sides of the metatarsal bones.	Base of the first phalanx of the corresponding toe.	External plantar.	Abduct the toes.
Epicranius.	See *Occipitofrontalis.*			
Erector clitoridis. *Ischiocavernosus.*	Tuberosity of ischium.	Each side of crus of clitoris.	Perineal branch of internal pudic.	Erects clitoris.
Erector penis. *Ischiocavernosus.*	Ischial tuberosity, crus penis and pubic ramus.	Tunica albuginea of cavernosum.	Perineal.	To maintain erection.

A TABLE OF THE MUSCLES (ARRANGED ALPHABETICALLY).—(*Continued*)

Name	*Origin*	*Insertion*	*Innervation*	*Function*
Erector pili.	See *Arrectores pili.*			
Erector spinæ. *Sacrospinalis.*	Iliac crest, back of the sacrum, lumbar, and three lower dorsal spines.	Divides into the sacrolumbalis and longissimus dorsi, and spinalis dorsi.	Lumbar nerves, posterior division.	Extension of spinal column on pelvis, rotation.
Extensor brevis digitorum. *Extensor digitorum brevis.*	Os calcis, externally.	First phalanx of the great toe and the tendons of the extensor longus.	Anterior tibial.	Extends the toes
Extensor brevis hallucis.	A name for that portion of the extensor brevis digitorum that goes to the great toe.			
Extensor brevis pollicis *Extensor pollicis brevis.*	See *Extensor primi internodii pollicis.*			
Extensor carpi radialis brevior. *Extensor carpi radialis brevis.*	External condyloid ridge of the humerus.	Base of the third metacarpal bone.	Posterior interosseous.	Extends the wrist.
Extensor carpi radialis longior. *Extensor carpi radialis longus.*	Lower third external condyloid ridge of humerus.	Base of the second metacarpal bone.	Musculospiral.	Extends the wrist.
Extensor carpi ulnaris. *Extensor carpi ulnaris*	External condyle of humerus (1), posterior border of ulna (2).	Base of fifth metacarpal	Posterior interosseous.	Extends the wrist.
Extensor coccygis *Extensor coccygis.*	Last bone of the sacrum or first of the coccyx.	Lower part of the coccyx.	Sacral branches.	Extends the coccyx.
Extensor communis digitorum. *Extensor digitorum communis.*	External condyle of the humerus.	All of the second and third phalanges	Posterior interosseous.	Extends the fingers.
Extensor digitorum brevis.	See *Extensor brevis digitorum.*			
Extensor digiti quinti proprius.	See *Extensor minimi digiti.*			
Extensor digitorum longus.	See *Extensor longus digitorum.*			
Extensor hallucis longus.	See *Extensor proprius hallucis.*			
Extensor indicis *Extensor indicis proprius.*	Back of the ulna.	Second and third phalanges of the index.	Posterior interosseous.	Extends the index.
Extensor longus digitorum. *Extensor digitorum longus.*	Outer tuberosity of the tibia and shaft of fibula.	Second and third phalanges of the toes.	Anterior tibial.	Extends the toes.
Extensor longus pollicis. *Extensor pollicis longus.*	Back of the ulna and interosseous membrane.	Base of the last phalanx of the thumb.	Posterior interosseous.	Extends the terminal phalanx of the thumb.
Extensor minimi digiti. *Extensor digiti quinti proprius.*	External condyle of the humerus.	Second and third phalanges of the little finger.	Posterior interosseous.	Extensor of the little finger.

A TABLE OF THE MUSCLES (ARRANGED ALPHABETICALLY).—(*Continued*)

Name	*Origin*	*Insertion*	*Innervation*	*Function*
Extensor ossis metatarsi hallucis (*anomalous*).	Extensor proprius hallucis, or extensor communis digitorum, or tibialis anticus.	Metatarsal bone of hallux.		
Extensor ossis metacarpi pollicis. *Abductor pollicis longus.*	Back of the radius and the ulna, and interosseous membrane.	Base of the metacarpal bone of the thumb.	Posterior interosseous.	Extends the thumb.
Extensor pollicis brevis.	See *Extensor primi internodii pollicis.*			
Extensor pollicis longus.	See *Extensor longus pollicis.*			
Extensor primi internodii pollicis *Extensor pollicis brevis.*	Back of the radius.	Base of the first phalanx of the thumb.	Posterior interosseous.	Extends the thumb.
Extensor proprius hallucis. *Extensor hallucis longus.*	Middle of the fibula	Base of the last phalanx of the great toe.	Anterior tibial.	Extends the toe.
Extensor secundi internodii pollicis.	See *Extensor longus pollicis.*			
Flexor accessorius digitorum (2 *heads*). *Quadratus plantae*	(1) Inner; (2) outer surface of the os calcis.	Tendon of the flexor longus digitorum	External plantar.	Accessory flexor of the toes.
Flexor brevis digitorum. *Flexor digitorum brevis.*	Inner tuberosity of os calcis; plantar fascia	Second phalanges of the lesser toes.	Internal plantar.	Flexes the lesser toes.
Flexor brevis hallucis. *Flexor hallucis brevis.*	Under surface of cuboid, plantar ligaments, and external cuneiform.	Base of first phalanx of great toe.	Internal plantar.	Flexes and slightly adducts first phalanx of great toe.
Flexor brevis minimi digiti. *Flexor digiti quinti brevis.*	Uncıform bone and annular ligament.	First phalanx of the little finger.	Ulnar.	Flexes the little finger.
Flexor brevis minimi digiti. *Flexor digiti quinti brevis.*	Base of the fifth metatarsal bone.	Base of the first phalanx of the little toe.	External plantar.	Flexes the little toe.
Flexor brevis pollicis. *Flexor pollicis brevis*	Trapezium, trapezoid, os magnum, base of the third metacarpal bone.	Base of the first phalanx of the thumb.	Median and ulnar.	Flexes the thumb
Flexor carpi radialis *Flexor carpi radialis*	Internal condyle.	Metacarpal bone of index.	Median.	Flexes the wrist.
Flexor carpi ulnaris (2 *heads*). *Flexor carpi ulnaris.*	1. Internal condyle 2. Olecranon and ulna.	Fifth metacarpal, annular ligament, and pisiform bone.	Ulnar.	Flexes the wrist
Flexor digiti quinti brevis.	See *Flexor brevis minimi digiti.*			
Flexor digitorum brevis.	See *Flexor brevis digitorum.*			
Flexor digitorum longus.	See *Flexor longus digitorum.*			
Flexor digitorum profundus.	See *Flexor profundus digitorum.*			

A TABLE OF THE MUSCLES (ARRANGED ALPHABETICALLY).—(*Continued*)

Name	*Origin*	*Insertion*	*Innervation*	*Function*
Flexor digitorum sublimis.	See *Flexor sublimis digitorum.*			
Flexor hallucis brevis.	See *Flexor brevis hallucis.*			
Flexor hallucis longus.	See *Flexor longus hallucis.*			
Flexor indicis.	The name given to the indiceal portion of the flexor profundus digitorum when it is distinct.			
Flexor longus digitorum. *Flexor digitorum longus.*	Shaft of the tibia.	Last phalanges of the toes.	Posterior tibial.	Flexes the phalanges and extends the toes.
Flexor longus hallucis. *Flexor hallucis longus.*	Lower two-thirds of the shaft of the fibula.	Last phalanx of great toe.	Posterior tibial.	Flexes the great toe.
Flexor longus pollicis. *Flexor pollicis longus.*	Shaft of the radius.	Last phalanx of thumb	Anterior interosseous.	Flexes the phalanx.
Flexor ossis metacarpi pollicis.	See *Opponens pollicis.*			
Flexor pollicis brevis	See *Flexor brevis pollicis*			
Flexor pollicis longus.	See *Flexor longus pollicis.*			
Flexor profundus digitorum. *Flexor digitorum profundus.*	Shaft of the ulna.	Last phalanges by four tendons.	Ulnar and anterior interosseous.	Flexes the phalanges.
Flexor sublimis digitorum (3 *heads*). *Flexor digitorum sublimis.*	1 Inner condyle. 2. Coronoid process 3 Oblique line of the radius.	Second phalanges by four tendons.	Median.	Flexes second phalanges.
Gastrocnemius (2 *heads*). *Gastrocnemius*	Condyles of the femur.	Os calcis by tendo Achillis	Internal popliteal.	Extends the foot.
Gemellus inferior. *Gemellus inferior.*	Tuberosity of ischium	Great trochanter.	Sacral.	External rotator of thigh.
Gemellus superior. *Gemellus superior.*	Ischial spine	Great trochanter.	Sacral	External rotator of thigh.
Genioglossus *Genioglossus.*	Superior genial tubercle of inferior maxillary.	Hyoid and inferior surface of the tongue.	Hypoglossal.	Retracts and protrudes the tongue.
Geniohyoid. *Geniohyoideus.*	Inferior genial tubercle of the inferior maxillary.	Body of the hyoid bone.	Hypoglossal.	Elevates and advances the hyoid.
Glossopalatinus.	See *Palatoglossus.*			
Gluteus maximus. *Glutaeus maximus.*	Superior curved iliac line and crest, sacrum, and coccyx.	Fascia, and femur below the great trochanter.	Inferior gluteal and sacral plexus.	Extends, abducts, and rotates the thigh outward.
Gluteus medius. *Glutaeus medius.*	Ilium between the superior and middle curved lines.	Oblique line of the great trochanter.	Superior gluteal.	Rotates, abducts, and advances the thigh.
Gluteus minimus *Glutaeus minimus.*	Ilium between middle and internal curved lines.	Great trochanter.	Superior gluteal.	Rotates, abducts, and draws the thigh forward.
Gracilis. *Gracilis.*	Rami of the pubis and ischium.	Tibia, upper and inner part.	Obturator.	Flexes and abducts the leg.

A TABLE OF THE MUSCLES (ARRANGED ALPHABETICALLY).—(*Continued*)

Name	*Origin*	*Insertion*	*Innervation*	*Function*
Gubernaculum testis.	See *Cremaster.*			
Helicis major et minor. *Helicis major et minor.*	Tubercle on helix.	Rim of helix near the summit.	Auriculotemporal and posterior auricular.	
Hyoglossus. *Hyoglossus.*	Cornua of the hyoid bone.	Side of the tongue.	Hypoglossal.	Depresses the side of the tongue.
Iliacus. *Iliacus.*	Iliac fossa, crest, base of the sacrum.	Lesser trochanter.	Anterior crural.	Flexes and rotates the femur outward.
Iliocostal. *Iliocostalis lumborum.*	See *Sacrolumbalis.*			
Iliocostalis cervicis.	See *Cervicalis ascendens.*			
Iliocostalis dorsi.	See *Accessorius ad iliocostalem.*			
Iliocostalis lumborum.	See *Sacrolumbalis.*			
Iliopsoas.	The iliacus and psoas muscle considered as one muscle.			
Infracostals, 10. *Subcostales.*	Inner surface of the ribs.	Inner surface of two or three ribs below.	Intercostal.	Expiration by depressing ribs.
Infraspinatus. *Infraspinatus.*	Infraspinous fossa.	Great tuberosity of the humerus.	Suprascapular.	Rotates the humerus outward.
Intercostals, external, 11. *Intercostales externi.*	Outer lip of the inferior costal border.	Superior border of the ribs below.	Intercostal.	Raise the ribs in inspiration
Intercostal, internal, 11. *Intercostales interni.*	Inner lip of the inferior costal border.	Superior border of the ribs below.	Intercostal	Depress the ribs in expiration.
Interossei of foot, dorsal, 4. *Interossei dorsales.*	Adjacent surfaces of metatarsal bones.	Bases of first phalanges.	External plantar.	Adduct from the middle line of the second toe
Interossei of foot, plantar, 3. *Interossei plantares.*	Inner lower surface of three outer metatarsal bones	Bases of first phalanges of three outer toes.	External plantar	Adduct the outer three toes
Interossei of hand, dorsal, 4. *Interossei dorsales.*	Five metacarpal bones.	Sides of aponeurosis of extensor communis.	Ulnar.	Abduct index, middl and ring fingers
Interossei of hand, palmar, 3. *Interossei volares.*	Sides of second, fourth, and fifth metacarpal bones.	Aponeurosis of extensor tendons.	Ulnar.	Abduct index, ring and little fingers
Interspinales. *Interspinales.*	Between the spines of contiguous vertebras.			
Intertransversales. *Intertransversarii.*	Between the transverse processes of contiguous vertebras.			
Ischiocavernosus. *Ischiocavernosus.*	See *Erector penis* and *Erector clitoridis.*			
Latissimus dorsi. *Latissimus dorsi.*	Spines of 6 lower dorsal and lumbar and sacral vertebras, crest of ilium, and 3 or 4 lower ribs.	Bicipital groove of the humerus.	Long subscapular.	Draws the arm backward and downwd. and rotates it inwarard
Levator anguli oris. *Caninus.*	Canine fossa of the superior maxillary.	Angle of the mouth.	Facial: infraorbital branch.	Elevates the angle of the mouth.

A TABLE OF THE MUSCLES (ARRANGED ALPHABETICALLY).—(*Continued*)

Name	*Origin*	*Insertion*	*Innervation*	*Function*
Levator anguli scapulæ. *Levator scapulae.*	Transverse processes of the four upper cervical.	Posterior border of the scapula.	Posterior scapular from fifth cervical and the cervical plexus.	Elevates the upper angle of the scapula.
Levator ani. *Levator ani*	Posterior body and ramus of the pubis, pelvic fascia, ischial spine.	Rectum, coccyx, and fibrous raphe.	Sacral and perineal	Supports the rectum, vagina, etc.
Levator labii inferioris. *Mentalis.*	Incisive fossa of the inferior maxillary.	Skin of the lower lip.	Supramaxillary branch of facial.	Elevates the lower lip.
Levator labii superioris. *Caput infraorbitale m. quadrati labii superioris*	Lower margin of orbit.	Upper lip.	Infraorbital branch of facial.	Elevates the lip.
Levator labii superioris alæque nasi. *Caput angulare m quadrati labii superioris.*	Nasal process of the superior maxillary.	Alar cartilage and the upper lip.	Facial infraorbital branch.	Elevates the lip, dilates the nostril.
Levator menti.	See *Levator labii inferioris.*			
Levator palati. *Levator veli palatini.*	Petrous portion of the temporal bone	Soft palate.	Pharyngeal plexus.	Elevates the soft palate
Levator palpebræ superioris. *Levator palpebrae superioris*	Lesser wing of sphenoid.	Upper tarsal cartilage	Third cranial	Lifts the upper lid.
Levatores costarum, 12. *Levatores costarum.*	Transverse processes of last cervical and dorsal vertebras.	Each to the rib below.	Intercostal.	Raise ribs.
Lingualis *Linguæ*	Under surface of tongue.		Hypoglossal.	Elevates center of the tongue.
Longissimus capitis.	See *Trachelomastoid.*			
Longissimus cervicis.	See *Transversalis colli.*			
Longissimus dorsi. *Longissimus dorsi*	Erector spinæ.	Transverse processes of the lumbar and dorsal vertebras and 7th–11th ribs.	Branches of the lumbar and dorsal	Erects the spine and bends the trunk backward.
Longus capitis.	See *Rectus capitis anticus major.*			
Longus colli: *Longus colli:* 1. Superior oblique portion 2. Inferior oblique portion. 3. Vertical portion.	Transverse processes of 3d–5th cervical. Bodies of 1st–3d dorsal vertebras. Bodies of 3 dorsal and 2 cervical vertebras.	Anterior tubercle of the atlas. Transverse processes of the 5th–6th cervical. Bodies of 2d–4th cervical vertebras.	Lower cervical.	Flexes the cervical vertebras.
Lumbricales, 4. *Lumbricales.*	Tendons of the deep flexor.	Tendons of the common extensor.	Median and ulnar.	Flex the first phalanges.
Lumbricales, 4. *Lumbricales.*	Tendons of the flexor longus.	First phalanges of the lesser toes.	Internal and external plantar.	Accessory flexors.
Masseter. *Masseter.*	Zygomatic arch.	Angle and ramus of the jaw.	Inferior maxillary.	Muscle of mastication, molar teeth.
Mentalis.	See *Levator labii inferioris.*			
Midriff.	See *Diaphragm.*			

A TABLE OF THE MUSCLES (ARRANGED ALPHABETICALLY)—(*Continued*)

Name	*Origin*	*Insertion*	*Innervation*	*Function*
Multifidus spinæ *Multifidus.*	Sacrum, iliac spine, articular processes of lumbar and cervical vertebras and transverse processes of dorsal and 7th cervical	Laminas and spines from last lumbar to second cervical vertebras	Posterior spinal branches	Erects and rotates the spinal column
Mylohyoid *Mylohyoideus*	Mylohyoid ridge of the inferior maxillary	Body of the hyoid and the raphe	Inferior dental	Elevates and advances the hyoid Forms the floor of the mouth
Nasalis	The Compressor nasi and Dilator naris anterior et posterior combined			
Nasolabialis *Nasolabialis*	Nasal septum	Upper lip	Facial	Connects upper lip to the septum of the nose
Obliquus auris *Obliquus auriculae*	Concha of ear	Fossa of antihelix	Temporal and posterior auricular	
Obliquus capitis inferior *Obliquus capitis inferior*	Spinous process of the axis	Transverse process of the atlas	Suboccipital and great occipital	Rotates atlas and cranium
Obliquus capitis superior *Obliquus capitis superior*	Transverse process of the atlas	Occipital bone	Suboccipital and great occipital	Draws the head backward
Obliquus externus *Obliquus externus abdominis*	Eight lower ribs	Middle line iliac crest Poupart s ligament	Intercostal iliohypogastric ilioinguinal	Compresses the viscera and flexes the thorax
Obliquus inferior *Obliquus inferior*	Orbital plate of the superior maxillary	Sclerotic	Third cranial	Rotates the eyeball upward and outward
Obliquus internus *Obliquus internus abdominis*	Lumbar fascia iliac crest Poupart's ligament	Three lower ribs linea alba pubic crest pectineal line	Intercostal iliohypogastric ilioinguinal	Compresses the viscera flexes the thorax and assists in expiration
Obliquus superior *Obliquus superior*	Above the optic foramen through the pulley	Sclerotic	Fourth cranial	Rotates the eyeball downward and outward
Obturator externus *Obturator externus*	Obturator foramen and membrane	Digital fossa at base of the great trochanter	Obturator	External rotator of the thigh
Obturator internus *Obturator internus*	Obturator foramen and membrane	Great trochanter	Sacral	External rotator of the thigh
Occipitofrontalis *Epicranius*	Superior curved line of occiput and angular process of frontal bone	Aponeurosis	Posterior auricular small occipital, facial	Moves the scalp Facial expression
Omohyoid *Omohyoideus*	Upper border of the scapula	Body of the hyoid	Ansa hypoglossi	Depresses and retracts the hyoid bone
Opponens minimi digiti *Opponens digiti quinti*	Unciform bone	Fifth metacarpal	Ulnar	Flexes the little finger
Opponens pollicis *Opponens pollicis*	Trapezium	Metacarpal of the thumb	Median	Flexes the thumb
Orbicularis oris *Orbicularis oris*	Nasal septum and canine fossa of inferior maxilla by accessory fibers	Forms the lips and the sphincter of the mouth	Facial buccal and supramaxillary branches	Closes the mouth
Orbicularis palpebrarum *Orbicularis oculi*	Internal margin of orbit	Outer margin of the orbit	Facial	Closes the eyelids
Orbitalis	See *Müller's Muscle*			

A TABLE OF THE MUSCLES (ARRANGED ALPHABETICALLY).—(*Continued*)

Name	*Origin*	*Insertion*	*Innervation*	*Function*
Palatoglossus. *Glossopalatinus.*	Soft palate.	Side and dorsum of the tongue.	Pharyngeal plexus.	Constricts the fauces.
Palatopharyngeus. *Pharyngopalatinus.*	Soft palate.	Thyroid cartilage and pharynx.	Pharyngeal plexus.	Closes the posterior nare.
Palmaris brevis. *Palmaris brevis.*	Annular ligament and palmar fascia	Skin of the palm of the hand	Ulnar	Corrugates the skin of the palm.
Palmaris longus. *Palmaris longus.*	Internal condyle of humerus.	Annular ligament and palmar fascia.	Median.	Renders the palmar fascia tense.
Pectineus. *Pectineus.*	Iliopectineal line and pubis.	Femur below the lesser trochanter.	Anterior crural, obturator.	Flexes the thigh and rotates it outward.
Pectoralis major. *Pectoralis major.*	Clavicle, sternum, and costal cartilages.	External border bicipital groove of the humerus.	Anterior thoracic, external and internal.	Draws the arm down and forward.
Pectoralis minor. *Pectoralis minor*	Third, fourth, and fifth ribs	Coracoid process.	Anterior thoracic.	Depresses the point of the shoulder.
Peroneus brevis. *Peronaeus brevis.*	Middle third of the shaft of the fibula externally.	Base of the fifth metatarsal bone.	Musculocutaneous.	Extends the foot.
Peroneus longus. *Peronaeus longus.*	Head and shaft of the fibula.	First metatarsal of the great toe.	Musculocutaneous.	Extends and everts the foot.
Peroneus tertius. *Peronaeus tertius.*	Lower fourth of fibula.	Fifth metatarsal bone	Anterior tibial.	Flexes the tarsus.
Pharyngopalatinus.	See *Palatopharyngeus.*			
Plantaris. *Plantaris.*	Outer bifurcation of the linea aspera and posterior ligament of the knee.	Os calcis by means of the Achilles tendon.	Internal popliteal.	Extends the foot
Platysma myoides. *Platysma*	Clavicle, acromion, and fascia.	Inferior maxillary, angle of the mouth	Facial and superficial cervical.	Wrinkles the skin and depresses the mouth
Popliteus. *Popliteus.*	External condyle of the femur.	Shaft of the tibia above the oblique line.	Internal popliteal	Flexes the leg.
Procerus.	See *Pyramidalis nasi.*			
Pronator quadratus *Pronator quadratus.*	Lower fourth of the ulna.	Lower fourth of shaft of radius.	Anterior interosseous	Pronates the hand.
Pronator radii teres. *Pronator teres.*	Internal condyle and coronoid process.	Outer side of the shaft of the radius.	Median.	Pronates the hand.
Psoas magnus. *Psoas major.*	Bodies and transverse processes, last dorsal and all lumbar vertebras.	Lesser trochanter.	Lumbar.	Flexes and rotates the thigh outward, and flexes the trunk on the pelvis.
Psoas parvus. *Psoas minor.*	Bodies of last dorsal and first lumbar vertebras.	Iliopectinal eminence and iliac fascia.	Lumbar.	Flexes pelvis upon abdomen.
Pterygoid (external). *Pterygoideus externus.*	Two heads. Ext. pterygoid plate of sphenoid, great wing of sphenoid	Neck of the condyle of lower jaw.	Inferior maxillary.	Draws the inferior maxilla forward.
Pterygoid (internal). *Pterygoideus internus.*	Pterygoid fossa of the sphenoid bone.	Inner surface of the angle of the jaw.	Inferior maxillary.	Raises and draws the inferior maxilla forward.
Pubovesicalis.	See *Detrusor urinæ.*			
Pyramidalis. *Pyramidalis.*	Pubis.	Linea alba.	Iliohypogastric.	Renders the linea alba tense.

A TABLE OF THE MUSCLES (ARRANGED ALPHABETICALLY) —(*Continued*)

Name	*Origin*	*Insertion*	*Innervation*	*Function*
Pyramidalis nasi *Procerus*	Occipitofrontalis	Compressor naris	Facial	Depresses the eyebrow.
Pyriformis *Piriformis*	Front of sacrum through great sciatic foramen	Great trochanter	Branch of sacral plexus	External rotator of the thigh.
Quadratus femoris *Quadratus femoris*	Tuberosity of the ischium	Quadrate line of femur	Fifth lumbar and first sacral	External rotator of the thigh
Quadratus labii inferioris	See *Depressor labii inferioris*			
Quadratus labii superioris	The Levator labii superioris Levator labii alæque nasi and Zygomaticus minor combined			
Quadratus lumborum *Quadratus lumborum*	Crest of the ilium transverse processes of lower three lumbar vertebras	Last rib transverse processes of the last three lumbar vertebras	Twelfth thoracic and upper lumbar	Flexes the thorax laterally
Quadratus plantae	See *Flexor accessorius digitorum*			
Quadriceps extensor *Quadriceps femoris*	Includes the rectus vastus int and ext and crureus muscles Common tendon contains the patella			
Rectus abdominis *Rectus abdominis*	Pubic crest	Cartilages of the fifth to seventh ribs	Intercostal iliohypogastric ilioinguinal	Compresses the viscera and flexes the thorax
Rectus capitis anticus major *Rectus capitis anterior major*	Transverse processes third to sixth cervical	Basilar process of occipital bone	Cervical plexus	Flexes the head and slightly rotates it
Rectus capitis anticus minor *Rectus capitis anterior minor*	Transverse process and lateral mass of the atlas	Basilar process of occipital bone	Cervical plexus	Flexes the head
Rectus capitis lateralis *Rectus capitis lateralis*	Ventral cephalic surface of lateral mass of atlas	Jugular process of occipital bone	First cervical	Flexes head laterally
Rectus capitis posticus major *Rectus capitis posterior major*	Spine of the axis	Inferior curved line of the occipital bone	Suboccipital and great occipital	Rotates the head
Rectus capitis posticus minor *Rectus capitis posterior minor*	Posterior arch of the atlas	Below the inferior curved line of the occipital bone	Suboccipital and great occipital	Draws the head backward
Rectus externus *Rectus lateralis*	Two heads outer margin of the optic foramen	Sclerotic coat of the eyeball	Sixth cranial	Rotates the eyeball outward
Rectus femoris *Rectus femoris*	Anterior inferior iliac spine brim acetabulum	Proximal border of patella	Anterior crural	Extends the leg
Rectus inferior *Rectus inferior*	Lower margin of the optic foramen	Sclerotic coat of the eyeball	Third cranial	Rotates the eyeball downward
Rectus internus *Rectus medialis*	Inner margin of the optic foramen	Sclerotic coat of the eyeball	Third cranial	Rotates the eyeball inward
Rectus lateralis	See *Rectus externus*			
Rectus medialis	See *Rectus internus*			
Rectus superior *Rectus superior*	Upper margin of the optic foramen	Sclerotic coat of the eyeball	Third cranial	Rotates the eyeball upward
Retrahens aurem *Auricularis posterior*	Mastoid process	Concha	Posterior auricular	Retracts the pinna

A TABLE OF THE MUSCLES (ARRANGED ALPHABETICALLY).—(*Continued*)

Name.	*Origin*	*Insertion*	*Innervation*	*Function*
Rhomboideus major. *Rhomboideus major.*	Spines of the five upper dorsal vertebras.	Root of the spine of the scapula.	Fifth cervical.	Elevates and retracts the scapula.
Rhomboideus minor. *Rhomboideus minor.*	Spines of the seventh cervical and first dorsal.	Root of the spine of the scapula.	Fifth cervical.	Retracts and elevates the scapula.
Risorius. *Risorius.*	Fascia over the masseter.	Angle of the mouth	Facial.	Draws out the angle.
Rotatores spinæ *Rotatores.*	Transverse processes of the 2d to 12th dorsal.	Lamina of the next dorsal above.	Dorsal branches.	Rotate the spinal column.
Sacrolumbalis *Iliocostalis lumborum.*	Erector spinæ.	Angles of the six lower ribs.	Branches of the dorsal nerves.	Erects the spine and bends the trunk backward
Salpingopharyngeus. *Salpingopharyngeus.*	Eustachian tube.	Thyroid cartilage and pharynx.	Internal branch of spinal accessory.	Raises the upper and lateral part of the pharynx.
Sartorius. *Sartorius*	Ant. sup. spine ilium.	Upper int. shaft of tibia.	Anterior crural.	Flexes and crosses legs.
Scalenus anticus. *Scalenus anterior.*	Tubercle on first rib.	Transverse processes third to sixth cervical.	Lower cervical.	Bends the neck laterally.
Scalenus medius. *Scalenus medius.*	First rib.	Transverse processes of the six lower cervical.	Lower cervical.	Bends the neck laterally.
Scalenus posticus *Scalenus posterior.*	Second rib.	Transverse processes of three lower cervical	Lower cervical.	Bends the neck laterally.
Semimembranosus. *Semimembranosus.*	Tuberosity of the ischium.	Inner tuberosity of the tibia.	Great sciatic.	Flexes the leg and rotates it inward.
Semispinalis capitis.	See *Complexus.*			
Semispinalis colli. *Semispinalis cervicis*	Transverse processes four upper dorsal and articular processes four lower cervical vertebras.	Spines of the second to fifth cervical vertebras.	Cervical branches.	Erects the spinal column.
Semispinalis dorsi. *Semispinalis dorsi.*	Transverse processes sixth to tenth dorsal vertebras.	Spines last two cervical and first four thoracic.	Branches of the dorsal.	Erects the spinal column.
Semitendinosus. *Semitendinosus.*	Tuberosity of the ischium	Upper and inner surface of the tibia.	Great sciatic.	Flexes the leg on the thigh
Serratus magnus. *Serratus anterior.*	Eight upper ribs.	Ventral margin vertebral border of scapula.	Posterior thoracic.	Elevates the ribs in inspiration.
Serratus posticus inferior *Serratus posterior inferior.*	Spines of last two dorsal and first three lumbar.	Four lower ribs.	Tenth and eleventh intercostal.	Depresses the ribs in expiration.
Serratus posticus superior. *Serratus posterior superior.*	Spines of seventh cervical and two upper dorsal.	Second, third, fourth, and fifth ribs.	Posterior branches of the cervical.	Raises the ribs in inspiration.
Soleus. *Soleus.*	Shaft of the fibula, oblique line of the tibia.	Os calcis by the tendo Achillis.	Internal popliteal.	Extends the foot.
Sphincter ani, external. *Sphincter ani externus.*	Tip of the coccyx.	Tendinous center of the perineum.	Perineal, pudic, and fourth sacral.	Closes the anus.

A TABLE OF THE MUSCLES (ARRANGED ALPHABETICALLY).—(*Continued*)

Name	*Origin*	*Insertion*	*Innervation*	*Function*
Sphincter ani, internal. *Sphincter ani internus.*	A thickening of the circular fibers of the intestine an inch above the anus.		Hemorrhoidal nerves.	Constricts rectum.
Sphincter pupillæ. *Sphincter pupillae.*	Circular fibers around the margin of the pupil, on the posterior surface of the iris.		Short ciliary nerves.	Constricts the pupil.
Sphincter urethrae membranaceae.	The anterior fibers of the compressor urethræ, *q. v.*			
Sphincter vaginæ. *Bulbocavernosus.*	Central tendon of the perineum.	Corpora cavernosa and clitoris.	Homolog of the accelerator urinæ in the male.	
Sphincter vesicæ. *Sphincter vesicae.*	Near the urethral orifice of the bladder		Vesical nerves.	Constricts orifice of urethra.
Spinalis colli. *Spinalis cervicis.*	Spines fifth, sixth, and seventh cervical, and first two thoracic vertebras.	Spine of the axis, sometimes spines of 3d and 4th cervical vertebras	Cervical branches.	Steadies the neck.
Spinalis dorsi. *Spinalis dorsi*	Last two dorsal and first two lumbar spines.	Remaining dorsal spines.	Dorsal branches	Erects the spinal column.
Splenius capitis. *Splenius capitis.*	Lower two-thirds of ligamentum nuchæ, spines of seventh cervical and first two thoracic vertebras	Outer third of middle oblique line of occiput and outer surface of mastoid process	Middle cervical, posterior branches.	Extends head and neck, and rotates and flexes laterally.
Splenius colli. *Splenius cervicis.*	Spines of third to sixth thoracic vertebras.	Dorsal tubercles of transverse processes of the upper three or four cervical vertebras.	Posterior divisions of lower cervical.	Extends, flexes laterally, and rotates neck
Stapedius. *Stapedius.*	Interior of pyramid	Neck of the stapes.	Facial	Depresses base of the stapes.
Sternocleidomastoid *Sternocleidomastoideus.*	Two heads, sternum and clavicle.	Mastoid process.	Spinal accessory and cervical plexus.	Depresses and rotates the head
Sternohyoid *Sternohyoideus.*	Sternum and the clavicle.	Hyoid bone	Cervical nerves through the ansa hypoglossi	Depresses the hyoid.
Sternothyroid. *Sternothyreoideus.*	Sternum and the cartilage of the first rib	Side of the thyroid cartilage.	Descendens and communicans hypoglossi	Depresses the larynx.
Styloglossus. *Styloglossus*	Styloid process.	Side of the tongue.	Hypoglossal.	Elevates and retracts the tongue.
Stylohyoid. *Stylohyoideus.*	Styloid process.	Body of the hyoid.	Facial.	Draws hyoid up and back.
Stylopharyngeus. *Stylopharyngeus.*	Styloid process	Thyroid cartilage	Glossopharyngeal and pharyngeal plexus	Elevates the pharynx.
Subanconeus. *Anconæus.*	Humerus above the olecranon fossa.	Posterior ligament of the elbow.	Musculospiral	Tensor of the ligament. Inconstant.
Subclavius. *Subclavius.*	Cartilage of the first rib	Under surface of clavicle	Fifth and sixth cervical.	Draws clavicle downward.
Subcostales.	See *Infracostals.*			
Subcrureus. *Articularis genu.*	Anterior distal part of the femur.	Synovial sac behind the patella.	Anterior crural	Draws the sac up.
Subscapular. *Subscapularis.*	Ventral surface of scapula.	Lesser tuberosity of humerus.	Subscapular.	Rotates the head of the humerus inward.
Supinator.	See *Supinator radii brevis.*			

A TABLE OF THE MUSCLES (ARRANGED ALPHABETICALLY).—(*Continued*)

Name	*Origin*	*Insertion*	*Innervation*	*Function*
Supinator longus. *Brachioradialis.*	External condyloid ridge of humerus.	Styloid process of the radius	Musculospiral.	Flexes and supinates the forearm.
Supinator radii brevis. *Supinator.*	Ext. condyle of humerus, oblique line of unla.	Neck of the radius and its bicipital tuberosity.	Posterior interosseous.	Supinates the hand.
Supraspinales. *Supraspinales*	Lie on the spinous processes in the cervical region.			
Supraspinatus. *Supraspinatus.*	Supraspinous fossa.	Greater tuberosity of the humerus.	Suprascapular.	Supports the shoulder-joint, raises the arm.
Temporal. *Temporalis.*	Temporal fossa and fascia.	Coronoid process of the inferior maxillary.	Inferior maxillary.	Brings the incisor teeth together.
Tensor fasciae latae.	See *Tensor vaginæ femoris.*			
Tensor palati. *Tensor veli palatini.*	Scaphoid fossa and alar spine of sphenoid.	About the hamular process into the soft palate.	Otic ganglion.	Renders the palate tense.
Tensor tarsi *Pars lacrimalis m. orbicularis oculi.*	Crest of lacrimal bone.	Tarsal cartilages.	Infraorbital branch of facial	Compresses the puncta and the lacrimal sac.
Tensor tympani. *Tensor tympani.*	Sphenoid bone, Eustachian tube, and canal	Handle of the malleus.	Otic ganglion	Renders tense the membrana tympani.
Tensor vaginæ femoris *Tensor fasciae latae*	Iliac crest and anterior sup. spinous process	Fascia lata.	Superior gluteal.	Tensor of the fascia lata.
Tensor veli palatini.	See *Tensor palati*			
Teres major. *Teres major*	Inferior angle of the scapula.	Inner lip bicipital groove of humerus.	Subscapular.	Draws the arm down and back.
Teres minor. *Teres minor.*	Axillary border of the scapula.	Great tuberosity of the humerus.	Circumflex.	Rotates the humerus outward, and adducts it.
Thyroarytenoideus. *Thyreoarytaenoideus*	Thyroid and the cricothyroid membrane	Arytenoid, inferior and anterior surface	Recurrent laryngeal.	Relaxes the vocal bands.
Thyroepiglottideus. *Thyreoepiglotticus.*	Inner surface of thyroid	Epiglottis.	Recurrent laryngeal	Depresses the epiglottis.
Thyrohyoid. *Thyreohyoideus*	Side of the thyroid cartilage	Body and greater cornu of the hyoid.	Hypoglossal.	Elevates the larynx.
Tibialis anticus. *Tibialis anterior*	Outer tuberosity and upper part of the shaft of the tibia.	Internal cuneiform and first metatarsal bones.	Anterior tibial.	Flexes the tarsus and elevates the inner border of the foot.
Tibialis posticus *Tibialis posterior.*	Shaft of the fibula and the tibia	Tuberosity of scaphoid and internal cuneiform.	Posterior tibial.	Extends the tarsus and inverts the foot.
Trachelomastoid *Longissimus capitis.*	Transv proc of 3d–6th dorsal, and artic proc. of 3 or 4 lower cervical	Mastoid process.	Branches of the cervical.	Steadies the head.
Tragicus. *Tragicus.*	Tragus.	Tragus.	Temporal and posterior auricular.	
Transversalis abdominis. *Transversus abdominis.*	Poupart's ligament, iliac crest, six lower ribs, lumbar vertebras	Linea alba, pubic crest, pectineal line.	Intercostal, iliohypogastric, ilioinguinal.	Compresses the viscera and flexes the thorax.
Transversalis colli. *Longissimus cervicis.*	Transverse processes of third to sixth dorsal	Transverse processes of the five lower cervical	Cervical branches	Keeps the neck erect.

A TABLE OF THE MUSCLES (ARRANGED ALPHABETICALLY)—(*Continued*)

Name	*Origin*	*Insertion*	*Innervation*	*Function*
Transversus abdominis.	See *Transversalis abdominis.*			
Transversus auris. *Transversus auriculae.*	Convexity of concha.	Convexity over groove of helix.	Temporal and posterior auricular.	Retracts helix.
Transversus pedis. *Transversus pedis.*	Inferior metatarsophalangeal ligaments of the three outer toes, and transverse ligament of the metatarsus.	Outer side of the first phalanx of the great toe.	External plantar.	Adducts the great toe.
Transversus perinei. *Transversus perinei superficialis.*	Tuberosity of the ischium.	Central tendon.	Perineal branch of internal pudic.	Tensor of the central tendon.
Transversus perinei, deep. *Transversus perinei profundus*	The posterior fibers of the Compressor urethræ, *q. v.*			
Transversus thoracis	See *Triangularis sterni*			
Trapezius. *Trapezius*	Superior curved line of the occipital, spinous processes last cervical and all dorsal vertebras.	Clavicle and spine of the scapula, and the acromion.	Spinal accessory and cervical plexus.	Draws the head backward.
Triangularis.	See *Depressor anguli oris.*			
Triangularis sterni. *Transversus thoracis.*	Ensiform cartilage, costal cartilages of the 3 or 4 lower true ribs, and the sternum.	Border of the inner surfaces of the second, third, fourth, and fifth costal cartilages	Intercostal.	Expiration.
Triceps (3 *heads*). *Triceps brachialis.*	External and internal near musculospiral groove, shaft of the humerus; middle or long, lower margin of the glenoid cavity	Olecranon process of the ulna.	Musculospiral	Extends the forearm.
Triticeoglossus	Cartilagotriticea in the thyrohyoid ligament.			
Trochlearis.	See *Obliquus superior.*			
Ulnocarpus (anomalous).	Lower surface of ulna.	Annular ligament or one of the carpal bones		
Uvulae.	See *Azygos uvulæ.*			
Vastus externus. *Vastus lateralis.*	Ant. border great trochanter and linea aspera	Tuberosity of the tibia.	Anterior crural.	Extends the leg.
Vastus internus and crureus. *Vastus medialis et Vastus intermedius.*	Inner lip of the linea aspera of the femur.	Tuberosity of the tibia.	Anterior crural.	Extends the leg
Vocalis.	The inner fasciculus of the Thyroarytenoid, *q. v.*			
Zygomaticus major et minor. *Zygomatious et Caput zygomaticum m. quadrati labii superioris.*	Malar bone.	Angle of the mouth.	Facial: infraorbital branch.	Elevates the lip outward.

distinct insertions. **m., biventer,** one with two bellies. **m.-bound,** said of muscles which have become inelastic from overuse. **m., carpophalangeus,** one extending from the carpus to a phalanx. **m.-casket,** a muscle-compartment. **m.-clot,** the clot formed in the coagulation of muscle plasma. **m.-column.** See under *muscular tissue.* **m.-compartment,** one of the divisions of a muscle-fiber produced by the extension of Krause's membrane from the sarcolemma. **m., complex, m., compound,** a muscle possessing more than one point of origin or of insertion or of both. **m.s, congenerous,** those with related action. **m.-curve,** a *myogram, q. v.* **m., cutaneous.** 1. Having cutaneous origins and insertions. 2. Having cutaneous insertions. **m.-fiber,** the ultimate element of which muscular tissue is made up. Voluntary muscles consist of transversely striated fibers, involuntary muscles of spindle-shaped fibers or cells. **m.s, hypaxial, m.s, hyposkeletal,** those which pass below the veretebral axis; in man in front of the bodies of the vertebræ. **m.-imbalance,** lack of muscular balance, as between the muscles of the eyes. **m.s, internal,** involuntary muscles. **m., involuntary,** one not under the control of the will, as the nonstriated muscles. **m., isotonic,** one that contracts on stimulation, its tension remaining the same. **m.s, multicipital,** those having distinctly more than one origin. **m., nonstriated,** one composed of spindle-shaped muscle-fibers. See *muscular tissue.* **m.s, papillary,** the muscular eminences in the ventricles of the heart, from which the chordæ tendineæ arise. **m.s, pectinate,** the serrated muscles. **m.-plasma,** the fluid portion of the muscle tissue. It is neutral or alkaline and spontaneously coagulable, and contains myosinogen (the coagulable substance), paramyosinogen, myoglobulin, myoalbumoses, and albumin. **m.-plate,** a segment of embryonic mesoderm forming muscles. **m., polycipital.** See *m.s, multicipital.* **m.s, polygastric,** long muscles separated into parts by transverse tendinous septa. **m.s, postaxial,** muscles on the dorsal aspect of the limbs, which lie at right angles to the spine. **m.s, preaxial,** muscles on the ventral aspect of the limbs, which lie at right angles to the spine. **m.-rod,** one of the ultimate divisions of the dim band of a muscle-compartment. **m.s, serrated,** broad muscles with serrated edges by means of which they are inserted. **m.-serum,** the liquid residue after coagulation of muscle-plasma. **m.s, simple,** those having a single point of origin and one of insertion. **m., skeletal,** any one of the muscles attached to and acting on the skeleton. **m., striated, m., striped,** a muscle constituted of striped muscle-fibers. See *muscular tissue.* **m.-sugar.** See *inosit.* **m.-tonus,** the condition of slight but continued contraction in a muscle which causes the tension peculiar to waking hours. **m.s, tricipital,** muscles having three distinct origins. **m., unstriated, m., unstriped.** See *m., nonstriated.* **m., vestigial,** one that is rudimentary in man but well developed in the lower animals. **m., voluntary.** See *m., striated.*

musculamin (*mus-kū-la'-min*). A nitrogenous base from muscular tissue.

muscular (*mus'-kū-lar*) [*muscle*]. 1. Pertaining to or affecting muscles. 2. Having well-developed muscles. **m. anesthesia,** a lack of the muscular sense. See *amyœsthesis.* **m. reflex,** a deep or tendon reflex. **m. rheumatism,** rheumatism affecting the muscles. **m. sense,** the sense of motion, weight, and position upon which adjustment of the body to its surroundings depends. See *myœsthesis.* **m. system,** the muscles of the body taken together. **m. tissue,** the tissue of which muscles are composed; it is of two principal varieties—the *striped, striated,* or *voluntary,* and the *unstriped, nonstriated,* or *involuntary* muscular tissue. The striped muscular tissue is composed of muscle-fibers, the unstriped of elongated, spindle-shaped cells. A *muscle-fiber* consists of sarcolemma, muscle-nuclei, and muscle-substance. The *sarcolemma* is an elastic, homogeneous, connective-tissu sheath which lightly invests the muscle-fiber. The *nuclei* are fusiform in shape, are situated immediately beneath the sarcolemma, and run parallel with the axis of the fiber. The muscle-fiber itself consists of two substances—a dark, doubly refracting, or anisotropic contractile substance, and a lighter, semifluid, isotropic substance termed *sarcoplasm.* The *contractile substance* consists of delicate spindles, the apposition of the thicker portions of which produces the dark transverse disc. The spindles terminate in minute beads, the juxtaposition of which gives rise to the intermediate disc or *membrane of Krause.* The *neutral sarcoplasm* fills out the spaces left between the spindles, and, as ordinarily the tapering ends of the spindles are too delicate to be seen, the space between the intermediate and transverse discs—the *lateral disc*—looks homogeneous. The contractile fibrils into which the contractile substance is divided, formed by the end-to-end union of the spindles, are aggregated into bundles—the *muscle-columns*—surrounded by a layer of sarcolemma. On transverse section these muscle columns give rise to the appearance known as *Cohnheim's fields.* The muscle-fibers are held together by delicate areolar tissue—the *endomysium.* Several grouped together form a primary bundle, which is surrounded by a sheath termed the *perimysium. Fasciculi* are aggregations of primary bundles, and are the units of which the complete muscle is composed, the latter being surrounded by the *epimysium.* **m.-tone.** See *muscle-tonus.* **m. tumor.** See *myoma.*

muscularis mucosæ (*mus-kū-la'-ris mū-ko'-se*). The layer of unstriped muscular tissue separating the mucosa (of mucous membranes) from the submucosa.

muscularity (*mus-kū-lar'-it-e*) [*musculus,* a muscle]. 1. The quality of being muscular. 2. The contractile power or tone of a muscle.

musculation (*mus-kū-la'-shun*) [*muscle*]. The muscular endowment of the body or a part; also, the action of the muscles.

musculature (*mus'-kū-la-tūr*) [*muscle*]. The muscular system of the body, or a part of it.

musculi (*mus'-kū-li*) [L.]. Plural of *musculus,* a muscle. **m. papillares,** certain muscular pillars within the cardiac ventricles. **m. pectinati** [*pecten,* a comb], small, muscular columns traversing the inner surface of the appendix auriculæ and the adjoining portion of the wall of the auricle.

musculin (*mus'-kū-lin*) [*muscle*]. 1. Extract of muscle tissue. See *organotherapy.* 2. See *paramyosinogen.*

musculo- (*mus-kū-lo*) [*muscle*]. A prefix signifying relating to the muscles.

musculoaponeurotic (*mus-kū-lo-ap-on-ū-rot'-ik*). Composed of muscle and of fibrous connective tissue in the form of a membrane.

musculocutaneous (*mus-kū-lo-kū-ta'-ne-us*) [*musculo-; cutaneous*]. Pertaining to or supplying the muscles and skin, as the musculocutaneous nerve of the arm or leg.

musculodermic (*mus-kū-lo-derm'-ik*). See *musculocutaneous*.

musculoelastic (*mus-kū-lo-e-las'-tik*). Muscular and elastic; made up of muscular and elastic tissue.

musculointestinal (*mus-kū-lo-in-tes'-tin-al*). Relating to the muscles and the intestine.

musculomembranous (*mus-kū-lo-mem'-bran-us*) [*musculo-; membranous*]. Pertaining to or consisting of both muscles and membrane.

musculophrenic (*mus-kū-lo-fren'-ik*) [*musculo-; φρήν*, diaphragm]. Pertaining to or supplying the muscles and the diaphragm, as the *musculophrenic* nerve.

musculospinal (*mus-kū-lo-spī'-nal*). Relating to or distributed to the muscles and spine.

musculospiral (*mus-kū-lo-spī'-ral*). 1. Supplying muscles and having a spiral course. 2. Pertaining to the musculospiral nerve. **m. groove**, a depression of the posterior surface of the humerus, running downward and outward, and transmitting the musculospiral nerve and superior profunda artery.

musculotegumentary (*mus-kū-lo-teg-ū-men'-ta-re*). Affecting both muscles and integument.

musculotendinous (*mus-kū-lo-ten'-din-us*). Pertaining to both muscle and tendon.

musculotonic (*mus-kū-lo-ton'-ik*) [*musculo-; τόνος*, tone]. Relating to the tone or contractility of a muscle.

musculous (*mus'-kū-lus*). Composed of or containing muscular fibers.

musculus (*mus'-kū-lus*). See *muscle*.

muscus (*mus'-kus*) [L.]. Moss; lichen.

mush. A thick porridge, or boiled pudding, usually of maize meal, used as an article of diet, and also as a poultice.

mushroom (*mush'-room*). 1. See *agaric* and *fungus*. 2. To flatten-out or "upset" upon striking; said of an expansive bullet.

musicians' cramp. See *cramp, professional.*

musicomania (*mū-zik-o-ma'-ne-ah*). Monomania for, or insane devotion to, music.

musicotherapy (*mū-zik-o-ther'-ap-e*). The use of music in the treatment of disease, chiefly mental and nervous diseases, and in convalescence.

musin (*mū'-sin*). A proprietary cathartic said to be made from tamarinds.

musk. The dried secretions from the preputial follicles of *Moschus moschiferus*, a mammal of the order of *Ruminantia*. Musk (*moschus*, U. S. P.) occurs in grains or lumps, possessing a peculiar, penetrating odor. Its composition is complex, and among its constituents are ammonia, stearin, olein, cholesterin, a volatile oil, gelatin, albumin, and certain salts. It is stimulant and antispasmodic, and is used in typhoid fever and other low fevers, in adynamic pneumonia, in laryngismus stridulus, and in hiccup. Dose 10 gr. (0.65 Gm.). **m., artificial**, trinitrobutyltoluene, $C_6H.CH_3.C_4H_3.(NO_2)_3$. Dose 10 gr. (0.65 Gm.). **m., vegetable**, the seeds of *Hibiscus abelmoschus;* it is stimulant, stomachic, and antispasmodic.

musomania (*mū-so-ma'-ne-ah*). See *musicomania.*

mussanine (*mus'-an-ēn*). An alkaloid resembling saponin, from the bark of *Albizzia anthelmintica*, a species of acacia. Syn., *moussenin.*

Musset's sign (*moos-sa'*) [Alfred de *Musset*, French poet, 1810–1857, who presented the phenomenon]. Rhythmic movements of the head synchronous with the radial pulse, observed in persons with an aortic affection; it is considered a pathognomonic sign of an affection of the circulatory system.

(de) Mussey's point, (de) M.'s symptom (*moos'-se*) [Noël François Odon Guéneau de *Mussey*, French physician, 1813–1885]. A point intensely painful on pressure at the intersection of a line continuous with the left border of the sternum and of another forming a prolongation of the tenth rib. It is noted in diaphragmatic pleurisy. Syn., *Bouton diaphragmatique.*

mussitation (*mus-si-a'-shun*) [*mussitare*, to mutter]. Movement of the lips without the production of articulate speech.

must (*mustum*, new wine]. The juice freshly expressed from grapes.

mustard (*mus'-tard*) [ME., *mustarde*]. 1. A plant of the genus *Brassica* (*Sinapis*), of the natural order *Cruciferæ*. 2. The seed of the mustard-plant. The seeds of two species are chiefly employed, those of *Brassica nigra*, yielding *black mustard*, or *sinapis nigra* (U. S. P.), and those of *Brassica alba*, yielding *white mustard*, or *sinapis alba* (U. S. P.). The seeds contain a fixed oil consisting of the glycerol-compounds of stearic, oleic, and erucic or brassic acid, and of sinapoleic and behenic acids, sinalbin (in white mustard), and a volatile oil (in black mustard) Mustard is used in dyspepsia, as an emetic (dose 1–2 dr.—4–8 Cc.), as a rubefacient and counter-irritant, especially in the form of mustard-plaster, and in baths. **m., flour of,** black and white mustard seeds mixed and pulverized. **m. gas,** dichlorethyl sulphide. **m., oil of, volatile** (*oleum sinapis volatile*, U. S. P.), contains allyl isosulphocyanide, the active principle, which does not exist preformed in the seeds, but is produced by the decomposition of potassium myronate, or sinigrin, under the influence of a ferment, myrosin. Dose ½ min. (0.008 Cc.). **m.-paper** (*charta sinapis*, U. S. P.), is used locally. **m.-plaster,** is made by mixing mustard and flour with water. **m.-poultice** (*cataplasma sinapis*, B. P.), is made by mixing mustard, linseed-meal, and water.

musterole (*mus'-ter-ōl*). A mixture of oil of mustard, menthol, and camphor in some suitable excipient such as lard.

mutacism (*mū'-tas-izm*) [*μυτακισμός*, fondness for the letter *μ*]. The too frequent use of the "*m*" sound, and its substitution for other sounds.

mutant (*mū'-tant*) [*mutare*, to change]. A variation, or sport, which breeds true.

mutase (*mū-tās*). A food-preparation rich in proteins, made from leguminous plants It is used in gastrointestinal diseases. Dose 1 dessert-spoonful (10 Cc.) several times daily with food.

mutation (*mū-ta'-shun*) [*mutare*, to change]. 1. Change. 2. In obstetrics, a pronounced change in the presentation of the fetus. 3. A sudden variation which oversteps the limits of species and produces new species or sports.

mute (*mūt*) [*mutus*, dumb]. Dumb; unable to use articulate speech.

mutilation (*mū-til-a'-shun*) [*mutilare*, to cut]. 1. The act of maiming or disfiguring. 2. The state thereby produced. 3. The condition of

the parts remaining after the excision or amputation of a member or part.

mutism (*mū'-tizm*) [*mutus*, dumb]. Dumbness. See *mutitas*. **m., hysterical,** obstinate and voluntary silence although the vocal organs are uninjured and there is no visible lesion of the cerebral speech-centers.

mutitas (*mū'-tit-as*) [*mutus*, mute]. Dumbness. **m. atonica,** dumbness arising from disorder of the nerves of the tongue. **m. organica,** that from loss of the tongue. **m. pathematica,** dumbness caused by fright or passion. **m. spasmodica,** spasmodic dumbness. **m. surdorum,** dumbness consequent upon congenital deafness.

mutualism (*mū'-tū-al-izm*) [*mutuus*, reciprocal]. The living together of two organisms of different species, for the advantage that each derives from the other. Syn., *symbiosis*.

mutualist (*mū'-tū-al-ist*) [*mutuus* reciprocal]. An organism living with another in a state of mutualism.

muzzle (*muz'-l*). The projecting jaws and nose of an animal; a snout

muzzling (*muz'-ling*) Same as *infibulation*.

my. Abbreviation for *myopia*.

Myà's disease (*me'ah'*) [Guiseppe *Myà*, Italian physician, 1857–1911]. Congenital dilatation of the colon; Hirschsprung's disease.

myalgia (*mi-al'-je-ah*) [μῦς, muscle; ἄλγος, pain]. Pain in the muscles; muscular rheumatism.

myalgic (*mi-al'-jik*) [μῦς, muscle; ἄλγος, pain]. Pertaining to or affected with myalgia.

myameba (*mi-am-e'-bah*) [μῦς, muscle; *amœba*, a unicellular organism]. A muscle-cell regarded as an organism Cf. *neurameba*, *osteameba*.

myasis (*mi-a'-sis*). See *myiasis*.

myasthenia (*mi-as-the'-ne-ah*) [μῦς, muscle; *asthenia*]. Muscular debility. **m. gravis pseudoparalytica,** a disease characterized by an abnormal exhaustibility of the voluntary muscles, manifesting itself in a rapid diminution of contractility both when the muscle is innervated by the will and when stimulated by the electric current.

myasthenic (*mi-as-then'-ik*). Characterized by myasthenia.

myatonia (*mi-ah-to'-ne-ah*) [μῦς, muscle; ἀ, priv.; τόνος, tone]. Absence of muscular tone. **m., congenita,** myatonia occurring in infants; and affecting only muscles which are innervated by spinal nerves.

mycele (*mi-sēl'*). Same as *mycelium*.

mycelial (*mi-se'-le-al*) [μύκης, fungus; ἦλος, nail, wart]. Pertaining to mycelium.

mycelioid (*mi-se'-le-oid*) [*mycelium*; εἶδος, like]. Like molds; said of colonies of bacteria having the appearance of mold colonies.

mycelium (*mi-se'-le-um*) [μύκης, fungus; ἦλος, nail; wart; excrescence]. The vegetative filaments of fungi, usually forming interwoven masses.

mycetes (*mi-se'-tēz*) [μύκης, fungus]. The fungi.

mycethemia (*mi-se-the'-me-ah*). See *mycohemia*.

mycetism (*mi'-set-izm*) [μύκης, fungus]. Mushroom-poisoning.

mycetogenesis (*mi-set-o-jen'-es-is*) [μύκης, fungus; γένεσις, genesis]. Development of fungi.

mycetogenetic (*mi-set-o-jen-et'-ik*) [*mycetogenesis*]. Produced or caused by the growth of fungi.

mycetogenous (*mi-set-oj'-en-us*). Same as *mycetogenetic*.

mycetoid (*mi'-set-oid*) [μύκης, fungus; εἶδος, like]. Resembling a fungus.

mycetology (*mi-set-ol'-o-je*) [μύκης, a fungus λόγος, science]. Same as *mycology*

mycetoma (*mi-set-o'-mah*). See *Madura-foot*.

Mycetozoa (*mi-set-o-zo'-ah*) [μύκης, fungus; ζῷον, animal]. A group of fungus-like saprophytic organisms, the slime-fungi or slime-molds.

mycetozoic (*mi-set-o-zo'-ik*) [μύκης, fungus; ζῷον, animal]. Of the nature of a slime-fungus or mycetozoon.

Mycetozoon (*mi-set-o-zo'-on*) [μύκης, fungus; ζῷον, animal]. Any organism belonging to the class Mycetozoa.

mychmus, mychthismus (*mik'-mus, mik-thiz'-mus*) [μύζειν, to moan]. Sighing.

myco- (*mi-ko-*) [μύκης, fungus]. A prefix meaning 1. fungus or fungoid, or 2. mucus.

mycoangioneurosis (*mi-ko-an-je-o-nū-ro'-sis*) [μύκος, mucus; ἀγγεῖον, vessel; *neurosis*]. A neurosis accompanied by a hypersecretion of mucus producing the affection mucous colitis.

Mycobacterium (*mi-ko-bak-te'-re-um*) [*myco-*; *bacterium*]. A genus of bacteria of the family *Mycobacteriaceæ;* the cells are commonly short, cylindrical, sometimes bent and irregularly swollen, clavate or cuneate; Y-shaped forms may appear or longer filaments with true branching, or short coccoid elements which may be regarded as gonidia. See *table* on p 856.

mycocyte (*mi'-ko-sīt*). See *mucocyte*.

mycoderm, mycoderma (*mi'-ko-derm, mi'-ko-der'-mah*) [*myco-*; δέρμα, skin]. The mucous membrane.

Mycoderma (*mi-ko-der'-mah*) [*myco-*; δέρμα, skin] A genus of fungi forming membranes upon or in fermenting liquids. **M. aceti,** the microorganism of acetous fermentation.

mycodermatitis (*mi-ko-der-mat-i'-tis*). Inflammation of a mucous membrane; catarrh.

mycogastritis (*mi-ko-gas-tri'-tis*) [μύκος, mucus, γαστήρ, stomach; ιτις, inflammation]. Catarrhal gastritis.

mycography (*mi-kog'-ra-fe*). Synonym of *mycology*.

mycohemia, mycohæmia (*mi-ko-hem'-e-ah*) [*myco-*; αἷμα, blood]. A condition in which fungi are in the blood.

mycoid (*mi'-koid*) [*myco-*; εἶδος, form]. Resembling, or appearing like, a fungus; fungoid.

mycology (*mi-kol'-o-je*) [*myco-*; λόγος, science]. The science of fungi.

mycolysin (*mi-kol'-is-in*). Trade name of a preparation of nonpathogenic bacteria and ferments, said to stimulate phagocytosis in cases of tuberculosis and other infectious diseases.

mycomycetes (*mi-ko-mi-se'-tēz*) [μύκης, fungus]. Fungi reproducing by oospores or zygospores.

mycomyringitis (*mi-ko-mi-rin-ji'-tis*) [*myco-*; *myringitis*]. Fungous inflammation of the eardrum.

Myconostoc (*mi-kon-os'-tok*) [*myco-*; *Nostoc*]. A genus of schizomycetes.

mycophthalmia (*mi-koff-thal'-me-ah*) [*myco-*; *ophthalmia*]. Ophthalmia due to a fungus.

mycophylaxin (*mi-ko-fil-aks'-in*) [μύκης, a fungus; φύλαξ, a protector]. Any phylaxin that destroys microorganisms. See *phylaxin*.

mycoprotein (*mi-ko-pro'-te-in*) [*myco-*; *protein*, from πρῶτος, first]. The albuminoid substance obtained from the bodies of bacteria.

mycopus. See *mucopus*.

mycose (*mi'-kōs*) [μύκης, fungus], $C_{12}H_{22}O_{11} + 2H_2O$. *Trehalose*, a substance that occurs in several species of fungi, in ergot of rye, and in the oriental *Trehala*. It is distinguished from

cane-sugar by its ready solubility in alcohol, greater stability, and stronger rotatory power. It does not reduce copper-solutions.

mycosis (*mi-ko'-sis*) [*μύκης*, fungus]. 1. A growth of fungi within the body. 2. A disease caused by the presence of microorganisms in the body. **m. cutis chronica.** See *furunculus orientalis.* **m. favosa,** favus, *q. v.* **m. framboesioides,** frambesia. **m., fungoides,** an affection of the skin characterized by the appearance, chiefly on the scalp, face, and chest, of pinkish or reddish, nodular or flattened tumors, which may go on to ulceration. Itching is often present. The disease is believed to be microorganismal in origin. **m. intestinalis.** Synonym of *anthrax.* **m. mucosina,** a form in which the fungus invades the body through the intestines and leads to abscesses in the lungs, brain, and other organs.

mycosozin (*mi-ko-so'-zin*) [*μῦκης*, a fungus; *σώζειν*, to save]. Any sozin that acts by the destruction of microbes.

mycothrix (*mi'-ko-thriks*) [*μῦκης*, fungus; *θρίξ*, hair]. The thread-like element in the structure of a micrococcus.

mycotic (*mi-kot'-ik*) [*mycosis*]. Characterized by mycosis; due to microorganisms. **m. endocarditis,** that due to microorganismal infection. Syn., *ulcerative* or *malignant endocarditis.*

mycoticopeptic (*mi-kot-ik-o-pep'-tik*). Mycotic and peptic

mycotoxination (*mi-ko-toks-in-a'-shun*). Inoculation with bacterial toxin.

mycteric (*mik-ter'-ik*) [*μυκτήρ*, the nose]. Relating to the nasal cavities.

mycterophonia (*mik-ter-o-fo'-ne-ah*) [*μυκτήρ*, nose; *φωνή*, voice]. A nasal quality of the voice.

mycteroxerosis (*mik-ter-o-ze-ro'-sis*) [*μυκτήρ*, the nose; *xerosis*]. Dryness of the nostrils.

mydaleine (*mid-a'-le-ēn*) [*μυδαλέος*, putrid]. A ptomaine obtained from putrefying cadaveric organs. It produces salivation, dilatation of the pupils, elevation of temperature, peristaltic action of the intestine, first a rise, then a fall, of temperature, and diastolic arrest of the heart.

mydatoxin (*mid-at-oks'-in*) [*μυδᾶν*, to be wet; *τοξικόν*, poison], $C_8H_{11}NO_2$. A ptomaine obtained from horseflesh and human flesh. It produces symptoms resembling those of curara-poisoning.

mydesis (*mi-de'-sis*) [*μυδᾶν*, to be damp]. 1 Putrefaction. 2. A discharge of pus from the eyelids.

mydine (*mi'-din*) [*μυδᾶν* to be wet], $C_8H_{11}NO$. A nonpoisonous ptomaine produced in the putrefaction of human internal organs. The free base is strongly alkaline, has an ammoniacal odor, and is characterized by its strong reducing properties.

mydriasis (*mid-ri'-as-is*) [*μυδρίασις*, undue enlargement of the pupil of the eye]. Dilatation of the pupil of the eye. **m., alternating, m., leaping, m., springing,** mydriasis which by normal light and convergence-reaction attacks first one eye and then the other. It is due to disorder of the central nervous system. **m., paralytic,** that due to paralysis of the oculomotor nerve. **m., spasmodic, m., spastic,** that caused by overaction of the sympathetic or dilator nerve of the iris. **m., spinal,** that produced by irritation of the ciliospinal center of the spinal cord.

mydriatic (*mid-re-at'-ik*) [see *mydriasis*]. 1. Causing mydriasis, or dilatation of the pupil. 2. An agent causing mydriasis, or dilatation of the pupil.

mydrin (*mi'-drin*). A combination of ephedrine and homatropine. It is used in 10% solution when evanescent mydriasis is required.

mydrol (*mi'-drol*). Iodomethylpyrazolin, a colorless, bitter powder, soluble in water and alcohol. It is used in 5 to 10% solution as a mydriatic.

myectomy (*mi-ek'-to-me*) [*μῦς*, muscle; *ἐκτομή*, excision]. Excision of a portion of muscle.

myectopy (*mi-ek'-to-pe*) [*μῦς*, muscle; *ἔκτοπος*, displaced]. The abnormal placement of a muscle.

myel (*mi'-el*) [*μυελός*, marrow]. The spinal cord.

myelalgia (*mi-el-al'-je-ah*) [*myel; ἄλγος*, pain]. Pain in the spinal cord.

myelalgic (*mi-el-al'-jik*). Pertaining to or characterized by myelalgia.

myelanalosis (*mi-el-an-al-o'-sis*) [*μυελός*, marrow; *ἀνάλωσις*, wasting]. Same as *myelatrophy;* tabes dorsalis.

myelapoplexy (*mi-el-ap'-o-pleks-e*) [*myel; apoplexy*]. Hemorrhage into the spinal cord.

myelasthenia (*mi-el-as-the'-ne-ah*) [*myel; asthenia*]. Spinal exhaustion.

myelatelia (*mi-el-at-e'-le-ah*) [*μυελός*, myelon; *ἀ*, priv.; *τέλος*, completion]. Imperfect development of spinal marrow or of bone-marrow.

myelatrophy (*mi-el-at'-ro-fe*) [*myel; atrophy*]. Wasting of the spinal cord.

myelauxe (*mi-el-awks'-e*) [*μυελος*, marrow; *αὔξη*, increase]. Morbid enlargement of the myel.

myelaxis (*mi-el-aks'-is*). The neural, or cerebrospinal, axis.

myelemia, myelæmia (*mi-el-e'-me-ah*). Synonym of *myelogenic leukemia.*

myelen (*mi'-el-en*). 1. An extract made from both red and white fresh marrow. 2. One of a group of phosphorized substances found in the brain.

myelencephal (*mi-el-en'-sef-al*). Same as *myelencephalon.*

myelencephalic (*mi-el-en-sef-al'-ik*). Relating to the myelencephalon

myelencephalon (*mi-el-en-sef'-al-on*) [*myel; encephalon*]. 1. The cerebrospinal axis. 2. See *metencephalon.*

myelencephalospinal (*mi-el-en-sef-a-lo-spi'-nal*). Cerebrospinal.

myeleterosis (*mi-el-et-er-o'-sis*) [*myel; ἑτερωσις*, alteration]. Any morbid alteration of the spinal cord.

myelic (*mi-el'-ik*). Pertaining to the spinal cord.

myelin (*mi'-el-in*) [*μυελός*, marrow]. 1. The white substance of Schwann—the sheath of a medullated nerve. 2. A substance obtained from nerve tissue. See *organotherapy.*

myelination (*mi-el-in-a'-shun*). Same as *myelinization.*

myelinic (*mi-el-in'-ik*) [*myelin*]. 1. Relating to myelin, or to myelinic nerve-fibers. 2. Medullated. **m. nerve-fibers,** nerve-fibers having the axis-cylinder inclosed in a sheath of myelin.

myelinization (*mi-el-in-iz-a'-shun*). The medullation of nerve-fibers.

myelinogenesis (*mi-el-in-o-jen'-es-is*). Myelinization.

myelinopathy (*mi-el-in-op'-ath-e*) [*myelin; πάθος*, disease]. Degenerative changes occurring in the white matter of the cerebrum following poisoning by carbon monoxide.

myelitic (*mi-el-it'-ik*). Pertaining to or affected with myelitis.

myelitis (*mi-el-i'-tis*) [*myel; ιτις*, inflammation.] 1. Inflammation of the spinal cord. If it affects

the gray matter, it is called *poliomyelitis;* if the white matter, *leukomyelitis;* if it extends entirely across the cord, *transverse myelitis.* The sensory disturbances consist of hyperesthesia or anesthesia, girdle-pains, and usually a hyperesthetic zone at the level of the lesion. The reflexes are generally lost in the beginning, but later become exaggerated. Paralysis is present in the parts below the lesion; the muscles are flaccid at first, later rigid. The sphincters are generally paralyzed. Bed-sores are common in certain forms. 2. Inflammation, of bone-marrow; osteomyelitis. **m., acute,** that due to exposure to cold, injuries, or to acute general diseases; it is attended with sensory disturbances and motor paralysis, complete or incomplete, according to the part of the cord involved and the degree of the inflammation. **m., apoplectiform,** that in which paralysis is developed with unusual rapidity. **m., ascending,** a form in which the inflammation travels up the cord. **m., bulbar,** that affecting the medulla and manifesting itself in disturbances of the cardiorespiratory apparatus, dysphagia, vomiting, and other symptoms. **m., cavitary,** that associated with the formation of cavities. **m., central,** that limited chiefly to the gray matter of the cord. **m., chronic,** a slowly advancing form, presenting generally the same features as acute myelitis, but extended over a longer period. **m., compression-,** an inflammation of the spinal cord, secondary to compressing lesions outside of the cord (caries, carcinoma, exostosis of the vertebræ, aneurysm) or to tumors of the cord itself. **m., concussion,** that due to a spinal concussion **m., cornual,** inflammation affecting the anterior or posterior cornua. **m., descending,** a form in which the inflammation extends downward, following the pyramidal tracts. **m., diffuse,** widely distributed inflammation of the cord involving large areas. **m., disseminated,** one in which there are several foci. **m., focal,** one in which a small area is affected. **m., foudroyant.** See *m., apoplectiform.* **m., hemorrhagic,** myelitis associated with or dependent upon hemorrhage. **m., parenchymatous,** that mainly limited to the proper nerve substance. **m., pressure-.** See *m., compression-.* **m., sclerotic,** a form characterized by overgrowth of the interstitial tissue, which undergoes contraction, producing an increase of hardness of the cord. **m., systemic,** a variety in which the inflammation is confined to distinct systems or tracts of the cord. **m., transverse,** that extending across the cord. **m., traumatic,** myelitis following direct injury.

myelo- (*mi-el-o-*) [*myelon*]. A prefix denoting reference to or connection with the spinal cord or with the bone-marrow.

myeloblasts (*mi'-el-o-blasts*) [*myelo-; βλαστός,* a germ]. Cells of bone-marrow from which myelocytes are formed.

myelobrachium (*mi-el-o-bra'-ke-um*) [*myelo-; βραχίων,* arm]. The inferior peduncle of the cerebellum.

myelocele, myelocœle (*mi'-el-o-sēl*) [*myelo-; κοιλία,* a cavity]. 1. The central canal of the spinal cord. 2. [*κήλη,* tumor]. Spina bifida.

myelocene (*mi'-el-o-sēn*). An ethereal extract of bone marrow to which about 1% of acetone has been added; used as an application in psoriasis, etc.

myelocerebellar (*mi-el-o-ser-e-bel'-ar*) [*myelo-; cerebellum*]. Relating to the spinal cord and the cerebellum.

myelochysis (*mi-el-ok'-is-is*) [*myelo-; χύσις,* a pouring]. Hydrorrhachis. Protrusion of the spinal marrow.

myelocœlia (*mi-el-o-se'-le-ah*). See *myelocele.*

myelocyst (*mi'-el-o-sist*) [*myelo-; κύστις,* a cyst]. A cyst springing from the medullary canal.

myelocystic (*mi-el-o-sis'-tik*) [see *myelocyst*]. 1. Both myeloid and cystic. 2. Pertaining to a myelocyst.

myelocystocele (*mi-el-o-sis'-to-sēl*) [*myelo-; cystocele*]. A cystic tumor of the spinal cord.

myelocystomeningocele (*mi-el-o-sis-to-men-in'-go-sēl*). Spina bifida in which the tumor contains myelic substance, membranes, and fluids.

myelocyte (*mi'-el-o-sīt*) [*myelo-; κύτος,* a cell]. 1. A large uninuclear leukocyte containing neutrophil granules, and supposed to be derived from the bone-marrow. 2. A free nucleus of a central or ganglionic nerve-cell. 3. Any one of the leukocytes derived from bone-marrow, as distinguished from lymphocytes found in the lymphatic glands.

myelocythemia, myelocythæmia (*mi-el-o-si-the'-me-ah*) [*myelocyte; αἷμα,* blood]. An excess of myelocytes in the blood; myelogenous leukemia.

myelocytic (*mi-el-o-sit'-ik*). Denoting the presence of myelocytes.

myelocytosis (*mi-el-o-si-to'-sis*). The presence of an excess of myelocytes in the blood.

myelodiastasis (*mi-el-o-di-as'-tas-is*) [*myelo-; διάτασις,* separation]. Severance or disintegration of the spinal cord.

myelodiastema (*mi-el-o-di-as-te'-mah*). Synonym of *myelodiastasis.*

myelodysplasia (*mi-el-o-dis-pla'-ze-ah*) [*myelo-; δύς,* difficult; *πλάσις,* a moulding]. Occult spina bifida.

myeloencephalitis (*mi-el-o-en-sef-al-i'-tis*) [*myelo-; ἐγκέφαλος,* brain; *ῖτις,* inflammation]. Inflammation of both spinal cord and brain. **m., epidemic,** acute anterior poliomyelitis.

myelogangliitis (*mi-el-o-gan-gle-i'-tis*). A very severe form of cholera believed to be due to gangliitis of the solar plexus and hepatic plexus.

myelogenetic, myelogenic, myelogenous (*mi-el-o-jen-et'-ik, mi-el-o-jen'-ik, mi-el-oj'-en-us*) [*myelo-; γεννᾶν,* to produce]. Produced in or by bone-marrow. **m. leukemia,** leukemia due to disease of the bone-marrow.

myelogone (*mi'-el-o-gōn*). Myeloblast.

myelography (*mi-el-og'-raf-e*) [*myelo-; γράφειν,* to write]. Roentgenographic representation of the spinal cord.

myeloid (*mi'-el-oid*) [*myelo-; εἶδος,* like]. 1. Resembling marrow. 2. Pertaining to the spinal cord. **m. cell,** a myeloplax. **m. sarcoma,** a form of sarcoma distinguished by the presence of multinucleated cells.

myeloidin (*mi-el-oid'-in*) [*myelo-; εἶδος,* like]. A nitrogenous substance containing phosphorus, found in brain-matter.

myelolymphangioma (*mi-el-o-lim-fan-je-o'-mah*). Same as *elephantiasis.*

myelolymphocyte (*mi-el-o-lim'-fo-sīt*). A small lymphocyte formed in the bone-marrow.

myeloma (*mi-el-o'-mah*) [*myelo-; ὄμα,* tumor] 1. An encephaloid tumor. 2. A giant-celled sarcoma.

myelomalacia (*mi-el-o-mal-a'-she-ah*) [*myelo-; μαγακία,* softening]. Softening of the spinal cord.

myelomalacosis, myelomalaxis (*mi-el-o-mal-ak-o'-sis, mi-el-o-mal-aks'-is*). *Myelomalacia.*

myelomatosis (*mi-el-o-mat-o'-sis*). Multiple myeloma.

myelomenia (*mi-el-o-me'-ne-ah*) [*myelo-*; μῆνες, menses]. A supposed metastasis of the menstrual blood to the spinal cord.

myelomeningitis (*mi-el-o-men-in-ji'-tis*). Inflammation of the membranes of the spinal cord; spinal meningitis.

myelomeningocele (*mi-el-o-men-in'-go-sēl*). Spina bifida.

myelomeninx (*mi-el-o-me'-ninks*) [*myelo-*; μῆνιγξ, membrane]. A spinal membrane.

myelomonocyte (*mi-el-o-mon'-o-sīt*). Myelocyte.

myelomyces (*mi-el-om'-is-ēz*) [*myelo-*; μύκης, fungus]. An encephaloid tumor.

myelon (*mi'-el-on*) [μυελός, marrow]. The spinal cord.

myelonal, myelonic (*mi-el'-on-al, mi-el-on'-ik*). Pertaining to the myelon.

myeloneuritis (*mi-el-o-nū-ri'-tis*). Multiple neuritis combined with myelitis.

myeloparalysis (*mi-el-o-par-al'-is-is*) [*myelo-*; *paralysis*]. Spinal paralysis.

myelopathic (*mi-el-o-path'-ik*) [*myelo-*; πάθος, disease]. Relating to a myelopathy.

myelopathy (*mi-el-op'-ath-e*) [*myelo-*; πάθος, disease]. Any disease of the spinal cord, or of myeloid tissues.

myelopetal (*mi-el-op'-et-al*) [*myelo-*; *petere*, to seek]. Moving toward the myelon; said of nerve-fibers.

myelophthisical (*mi-el-of-thiz'-ik-al*). Pertaining to, or suffering from, myelophthisis.

myelophthisis (*mi-el-off'-this-is*). 1. Synonym of *tabes dorsalis*. 2. Same as *aleukia hæmorrhagica*, or *aplastic anemia*, *q. v*

myelophyma (*mi-el-o-fi'-mah*) [*myelo-*; φῦμα, a growth]. A tuberculous growth in the meninges of the spinal cord.

myeloplaque (*mi'-el-o-plak*) [*myelo-*; πλάξ, plate]. A giant-cell of the spinal marrow; an osteoclast; a myeloplax.

myeloplast (*mi'-el-o-plast*) [*myelo-*; πλαστός, shaped]. The peculiar cells of the bone-marrow resembling leukocytes.

myeloplax (*mi'-el-o-plaks*) [*myelo-*; πλάξ, a plaque]. One of the large multinucleated cells found upon the inner surface of bone, and concerned in its absorption.

myeloplaxoma (*mi-el-o-plaks-o'-mah*) [*myelo-*; πγάξ, plate; ὅμα, tumor]. A tumor containing myeloplaxes

myeloplegia (*mi-el-o-ple'-je-ah*) [*myelo-*; πληγή, a stroke]. Paralysis of spinal origin.

myelopore (*mi'-el-o-pōr*) [*myelo-*; πόρος, pore]. An opening into the spinal column.

myelorrhagia (*mi-el-or-a'-je-ah*) [*myelo-*; ῥηγνύναι, to burst forth]. Hemorrhage into the spinal cord.

myelorrhaphy (*mi-el-or'-af-e*) [*myelo-*; ῥαφή, a seam]. The suturing of a severed spinal cord.

myelosarcoma (*mi-el-o-sar-ko'-mah*). Same as *osteosarcoma*.

myelosclerosis (*mi-el-o-skle-ro'-sis*) [*myelo-*; *sclerosis*]. Sclerosis of the spinal cord or of the marrow of bones.

myelosis (*mi-el-o'-sis*) [*myelon*]. The growth or existence of a myeloma.

myelospasm (*mi'-el-o-spazm*) [*myelo-*; σπασμός, spasm]. Spasm of the spinal cord.

myelospongium (*mi-el-o-spun'-je-um*) [*myelo-*; σπόγγος, sponge]. A network in the wall of the neural canal of the embryo, composed of processes given off by the outer extremities of the spongioblasts.

myelosyphilis (*mi-el-o-sif'-il-is*). Syphilis of the spine.

myelosyphilosis (*mi-el-o-sif-il-o'-sis*) [*myelo-*; *syphilis*]. Syphilitic disease of the spinal cord.

myelosyringosis (*mi-el-o-si-rin-go'-sis*). Synonym of *syringomyelia*.

myelotherapy (*mi-el-o-ther'-ap-e*). The therapeutic use of bone-marrow extracts.

myelotome (*mi'-el-o-tōm*) [*myelo-*; τέμνειν, to cut]. An apparatus for making sections of the spinal cord.

myelotoxic (*mi-el-o-toks'-ik*) [*myelo-*; τοξικόν, a poison]. Characteristic of or pertaining to a substance having toxic action on the cells of bone-marrow.

myelotoxin (*mi-el-o-toks'-in*). A cytotoxin with specific action upon bone-marrow cells.

myelyperemia (*mi-el-ip-er-e'-me-ah*). See *hypermyelohemia*.

myenergia (*mi-en-er'-je-ah*) [μῦς, muscle; ἐνέργεια, energy]. Muscular energy.

myentasis (*mi-en'-tas-is*) [μῦς, muscle; ἔντασις, a stretching] The extension or stretching of a muscle.

myenteric (*mi-en-ter'-ik*) [μῦς, muscle; ἔντερον, intestine]. Relating to the muscular coat of the intestine.

myenteron (*mi-en'-ter-on*) [μῦς, muscle; *enteron*]. The muscular coat of the intestine.

Myer's sign (*mi'-erz*). Numbness and formication of both hands in scarlet-fever.

myesthesia (*mi-es-the'-ze-ah*) [μῦς, muscle; αἰσθήσις, sensation]. Muscle sense; the perception of a muscular contraction.

mygrone (*mi'-grōn*). Trade name of tablets of dimethylamidophenyldimethyl pyrazolon.

myiasis (*mi-i'-as-is*) [μυῖα, a fly]. The presence of larvæ of flies or maggots in or on the body, as in the nose or ear, in a wound, or upon mucous membranes.

myiocephalon (*mi-i-o-sef'-al-on*) [μυῖα, fly; κεφαλή, head]. A minute prolapse of the iris through a corneal perforation, so-called from its resemblance to the head of a fly.

myiodeopsia, myiodesopsia (*mi-i-o-de-op'-se-ah, mi-i-o-dez-op'-se-ah*) [μυιώδης, fly-like; ὄψις, vision]. The subjective appearance of muscæ volitantes.

myiosis (*mi-i-o'-sis*). See *myiasis*.

myistos, myistus (*mi-is'-tos, mi-is'-tus*) [μῦς, muscle; ἱστός, tissue]. Muscular tissue.

myitis (*mi-i'-tis*). See *myositis*.

Mylabris (*mil-ab'-ris*). A genus of old-world blister-flies, some of which are used like cantharides.

mylacephalus (*mi-las-ef'-al-us*) [ἀνελός, massive; ἀ, priv.; κεφαλή, head]. The lowest variety of the acephalous species of omphalositic monsters. There is such imperfect development of the fetus that the condition is but a degree above that of *fœtus amorphus* or *fœtus anideus*.

mylacri (*mil'-ak-ri*) [μύλη, a mill]. The molar teeth.

mylacris (*mil'-ak-ris*) [μύλη, a mill]. The patella.

myle (*mi'-le*) [μύλη, mill]. 1. Uterine mole. 2. Patella. 3. Maxilla.

mylic (*mil'-ik*) [μύλη, mill]. Pertaining to the molar teeth; relating to a uterine mole.

Mylius' modification of Pettenkofer's test for bile-acids. Add one drop of furfurol solution and 1 Cc. of concentrated sulphuric acid to each cubic centimeter of the alcoholic solution of bile acids; cool, if necessary, so that the test does not become too warm. A red coloration is pro-

duced, which changes to bluish-violet in the course of the day.

mylo- (*mi'-lo-*) [*μύλη*, mill]. A prefix denoting connection with the lower jaw or the molar teeth.

mylodus (*mi-lo'-dus*) [*mylo-; ὀδούς*, tooth· *pl., mylodontes*]. A molar tooth.

myloglossus (*mi-lo-glos'-us*) [*mylo-; γλώσσα*, tongue]. A portion of the superior constrictor of the pharynx—that which arises from the mylo-hyoid ridge of the lower jaw. Also, an anomalous slip joining the styloglossus.

mylohyoid, mylohyoidean (*mi-lo-hi'-oid, mi-lo-hi-oid-e'-an*). Pertaining to the region of the lower molar teeth and the hyoid bone. **m. muscle.** See under *muscle.*

mynol (*mi'-nol*). A preparation of procaine used as a local anesthetic.

myo- (*mi-o-*) [*μῦς*, a muscle]. A prefix signifying pertaining to muscle.

myoalbumin (*mi-o-al-bū'-min*). An albumin found in muscle plasma.

myoalbumose (*mi-o-al'-bū-mōs*). A proteid from muscle-plasma.

myoarchitectonic (*mi-o-ar-ke-tek-ton'-ik*) [*μῦς*, muscle; *ἀρχιτέκτων*, a master-builder]. Pertaining to the structure and arrangement of muscle (or other) fibers.

myoatrophy (*mi-o-at'-ro-fe*) [*myo-; atrophy*]. Atrophy of a muscle.

myoblast (*mi'-o-blast*) [*myo-; βλαστός*, germ]. A cell developing into a muscle-fiber.

myoblastic (*mi-o-blas'-tik*) [*myo-; βλαστός*, germ]. Relating to or of the nature of a myoblast.

myocardial (*mi-o-kar'-de-al*). Pertaining to the myocardium.

myocardiograph (*mi-o-kar'-de-o-graf*) [*myo-; καρδία*, heart; *γράφειν*, to write]. An apparatus for recording the movement of the heart muscles.

myocarditis (*mi-o-kar-di'-tis*) [*myocardium; ιτις*, inflammation]. Inflammation of the myocardium, the muscular tissue of the heart.

myocardium (*mi-o-kar'-de-um*) [*myo-; καρδία*, heart]. The muscular tissue of the heart.

myocele (*mi'-o-sēl*)]*myo-; κήλη*, hernia]. The protrusion of a muscle through its ruptured sheath.

myocelialgia, myocœlialgia (*mi-o-se-le-al'-je-ah*) [*myo-; κοιλία*, cavity; *ἄλγος*, pain]. Pain in the muscles of the abdomen.

myocelitis, myocœlitis (*mi-o-se-li'-tis*) [*myo-; κοιλία*, cavity; *ιτις*, inflammation]. Inflammation of the abdominal muscles.

myocellulitis (*mi-o-sel-ū-lī'-tis*). Simultaneous myositis and cellulitis.

myocelome, myocœlome (*mi-o-se'-lōm*) [*myo-; κοιλία*, cavity]. The cavity of a protovertebra or myotome.

myocephalitis (*mi-o-sef-al-i'-tis*) [*myo-; κεφαλή*, the head; *ιτις*, inflammation]. Inflammation of the muscles of the head.

myoceptor (*mi-o-sep'-tor*) [*myo-; capere*, to take]. That part of a muscle which receives the nerve stimulus from the nerve.

myocerosis (*mi-o-se-ro'-sis*) [*myo-; κηρός*, wax]. Waxy degeneration of muscle tissue.

myochorditis (*mi-o-kor-di'-tis*) [*myo-; χορδή*, cord; *ιτις*, inflammation]. Inflammation of the muscles of the vocal bands.

myochrome (*mi'-o-krōm*) [*myo-; χρῶμα*, color]. A reddish pigment found in muscles, and believed to be identical with hemoglobin.

myochronoscope (*mi-o-kro'-no-skōp*) [*myo-; χρόνος*, time; *σκοπεῖν*, to examine]. An instrument for measuring the rapidity of muscular contraction or the propagation of a nerve-stimulus through a muscle.

myoclonia (*mi-o-klo'-ne-ah*) [*myo-; κλόνος*, spasm]. Clonic spasm of the muscles. **m., infectious,** chorea.

myoclonus (*mi-ok'-lo-nus*) [*myo-; κλόνος*, clonus]. Clonic spasm of a muscle or of various muscles. **m. multiplex.** See *paramyoclonus multiplex.*

myocolpitis (*mi-o-kol-pi'-tis*) [*myo-; κόλπος*, vagina, *ιτις*, inflammation]. Inflammation of the muscular coat of the vagina.

myocomma (*mi-o-kom'-ah*) [*myo-; κόμμα*, segment]. Any one of the transverse segments into which embryonic muscle tissue is divided.

myocrismus (*mi-o-kriz'-mus*) [*myo-; κρίζειν*, to creak]. A creaking sound heard over muscles during contraction.

myoctonine (*mi-ok'-to-nēn*) [*μῦς*, mouse; *κτείνειν*, to kill]. 1. An alkaloid of *Aconitum lycoctonum*, a powerful poison resembling curare in action.

myocyst (*mi'-o-sist*) [*myo-; cyst*]. A cystic tumor of a muscle.

myocyte (*mi'-o-sīt*) [*myo-; κύτος*, cell]. A muscle-cell.

myocytoma (*mi-o-si-to'-mah*) [*myo-; cytoma*]. A tumor in which the chief cells are muscle cells.

myodegeneration (*mi-o-de-jen-er-a'-shun*). Muscular degeneration.

myodemia (*mi-o-de'-me-ah*) [*myo-; δημός*, fat]. Fatty degeneration of muscle tissue.

myodes (*mi-o'-dēz*) [*myo-; εἶδος*, like]. 1. Resembling muscle, muscular. 2. The platysma, or fleshy expansion of the neck. See *muscles, table of.*

myodesopsia (*mi-o-dez-ops'-e-ah*). See *myiodesopsia.*

myodiastasis (*mi-o-di-as'-tas-is*) [*myo-; δία*, apart; *στάσις*, a standing]. 1. The separation that takes place between the ends of a cut muscle. 2. The traumatic injury of a muscle by straining or stretching.

myodynamia (*mi-o-di-nam'-e-ah*) [*myo-; δύναμις*, force]. Muscular power or strength.

myodynamic (*mi-o-di-nam'-ik*) [*myo-; δύναμις*, power]. Pertaining to the force of muscular contraction.

myodynamics (*mi-o-di-nam'-iks*) [*myo-; δύναμις*, power]. The mechanics of muscular action.

myodynamometer (*mi-o-di-nam-om'-et-er*). See *dynamometer.*

myodynia (*mi-o-din'-e-ah*) [*myo-; ὀδύνη*, pain]. Pain in the muscles.

myoedema, myoœdema (*mi-o-e-de'-mah*). 1. See *myoidema.* 2. Edema of the muscles.

myoelectric (*mi-o-e-lek'-trik*). Pertaining to the electrical properties of muscle.

myoendocarditis (*mi-o-en-do-kar-di'-tis*) [*myo-; ἔνδος*, within; *καρδία*, heart; *ιτις*, inflammation]. Simultaneous inflammation of the endocardium and the myocardium.

myoepithelial (*mi-o-ep-e-the'-le-al*). 1. Relating to or consisting of muscle and epithelium. 2. Pertaining to myoepithelium.

myoepithelium (*mi-o-ep-e-the'-le-um*). Muscle-epithelium; epithelium, the cells of which possess contractile processes.

myofibrilla (*mi-o-fi-bril'-ah*) [*myo-; fibrilla*, fibril]. A fibril found in muscle plasma.

myofibroma (*mi-o-fi-bro'-mah*). A tumor containing muscular and fibrous tissue.

myofibrosis (*mi-o-fi-bro'-sis*). An increase of connective tissue between the muscle-fasciculi and

also between the individual fibrils; it is most likely to occur in the ventricles of the heart.

myogaster (*mi'-o-gas-ter*) [*myo-*; γαστήρ, belly]. The belly of a muscle.

myogelosis (*mi-o-jel-o'-sis*) [*myo-*; *gelare*, to freeze]. Hardening of a portion of a muscle.

myogen (*mi'-o-jen*). 1. See *myosinogen*. 2. A dietetic prepared from blood-serum of cattle.

myogenesis (*mi-o-jen'-es-is*) [*myo-*; γένεσις, genesis]. The development of muscular tissue.

myogenetic, myogenic (*mi-o-jen-et'-ik, mi-o-jen'-ik*) [*myogenesis*]. Of muscular origin.

myogenous (*mi-oj'-en-us*) [*myo-*; γεννᾶν, to produce]. Originating in muscle.

myoglia (*mi-o'-gle-ah*) [*myo-*; γλιά, glue]. A minute network found in muscle tissue, somewhat similar to the neuroglia found in nerve tissue.

myoglobulin (*mi-o-glob'-ū-lin*) [*myo-*; *globulin*]. A substance obtained from muscles, closely resembling serum-globulin in its properties.

myognathus (*mi-og'-na-thus*) [*myo-*; γνάθος, jaw]. A form of double monstrosity in which the accessory head is joined to the autosite by means of muscle and integument only.

myogram (*mi'-o-gram*) [*myo-*; γράμμα, an inscription]. The tracing made by the myograph.

myogramma (*mi-o-gram'-ah*). A mark or line upon or in a muscle.

myograph (*mi'-o-graf*) [*myo-*; γράφειν, to write]. An instrument for recording the phases of a muscular contraction.

myographic (*mi-o-graf'-ik*) [see *myograph*]. Pertaining to a myograph.

myography (*mi-og'-ra-fe*) [see *myograph*]. 1. A description of the muscles. 2. The employment of the myograph.

myohematin, myohæmatin (*mi-o-hem'-at-in*). A red pigment found in muscles.

myohysterectomy (*mi-o-his-ter-ek'-to-me*). The incomplete removal of the uterus, more or less of the cervix uteri being left and the operation being completed without opening the vagina.

myoid (*mi'-oid*) [*myo-*; εἶδος, like]. Like a muscle or muscular tissue.

myoidema (*mi-oid-e'-mah*) [*myo-*; *edema*]. The wheal brought out by a sharp tap on a muscle in certain conditions of exhaustion

myoides (*mi-oi'-dēz*) [*myo-*; εἶδος, like]. The platysma. See *muscles, table of*.

myoideum (*mi-oid'-e-um*) [*myo-*; εἶδος, resemblance]. Tissue resembling muscle.

myoidism (*mi'-oid-izm*) [see *myoideum*]. Idiomuscular contraction.

myoischemia (*mi-o-is-ke'-me-ah*) [*myo-*; *ischemia*]. A localized anemia in muscle tissue.

myokerosis (*mi-o-ke-ro'-sis*). Myocerosis.

myokymia (*mi-o-ki'-me-ah*) [*myo-*; κῦμα, a wave]. Persistent, widespread, muscular quivering without atrophy or loss of power.

myolemma (*mi-o-lem'-ah*) [*myo-*; λέμμα, covering]. The sarcolemma.

myolin (*mi'-o-lin*) [*μῦς*, muscle]. The substance supposed to form a muscular fibril.

myolipoma (*mi-o-lip-o'-mah*). A myoma containing fatty tissue.

myologic (*mi-o-loj'-ik*) [*myo-*; λόγος, science]. Pertaining to myology.

myologist (*mi-ol'-o-jist*). One versed in myology.

myology (*mi-ol'-o-je*) [*myo-*; λόγος, science]. The science of the nature, structure, functions, and diseases of muscles.

myolysis (*mi-ol'-is-is*) [*myo-*; λύσις, solution]. The degeneration of muscle tissue.

myom (*mi'-o*).*m* A myoma of the uterus.

myoma (*mi-o'-mah*) [*myo-*; ὄμα, tumor]. A muscular tumor. If of nonstriped muscular tissue, it is a *liomyoma*; if of striped muscular tissue, a *rhabdomyoma*. **m. telangiectodes**, an angioma surrounded by muscle-fibers; angiomyoma.

myomalaceous (*mi-o-mal-a'-she-us*). Pertaining to myomalacia.

myomalacia (*mi-o-mal-a'-she-ah*) [*myo-*; μαλακία, softening]. Softening of muscles. **m. cordis**, softening of a portion of the heart-muscle, usually resulting from thrombosis or embolism.

myomatous (*mi-o'-mat-us*) [*myoma*]. Of the nature of a myoma.

myomectomy (*mi-o-mek'-to-me*) [*myoma; ἐκτομή*, excision]. Excision of a uterine or other myoma.

myomelanosis (*mi-o-mel-an-o'-sis*) [*myo-*; μελάνωσις, a becoming black]. The presence of a blackish coloration in muscular tissue.

myomere (*mi'-o-mēr*) [*myo-*; μέρος, a part]. A muscular flake or metamere; a myocomma or myotome.

myometer (*mi-om'-et-er*) [*myo-*; μέτρον, a measure]. An instrument for measuring muscle-contraction.

myometritis (*mi-o-met-ri'-tis*). Inflammation of the uterine muscular tissue.

myometrium (*mi-o-me'-tre-um*) [*myo-*; μήτρα, womb]. The uterine muscular structure.

myomohysterectomy (*mi-o-mo-his-ter-ek'-to-me*) [*myoma; hysterectomy*]. The extirpation of a myomatous uterus.

myomotomy (*mi-o-mot'-o-me*). See *myomectomy*.

myon (*mi'-on*) [*μυών*, a group of muscles]. A unit of musculature; a group of muscles viewed as an integer.

myonarcosis (*mi-o-nar-ko'-sis*) [*myo-*; νάρκωσις, numbness]. Numbness of the muscles.

myoneme (*mi'-o-nēm*) [*myo-*; νῆμα, a thread]. One of the long contractile fibrillæ which in the protozoa make up the layer of the cytoplasm called the myocyte. Cf. *spasmoneme*.

myoneoplasma (*mi-o-ne-o-plaz'-mah*) [*myo-*; νέος, new; πλάσμα, formation: *pl., myoneoplasmata*]. A myoma or muscular neoplasm.

myoneural (*mi-o-nū'-ral*) [*myo-*; νεῦρον, a nerve]. 1. Pertaining to both muscle and nerve. 2. Relating to the nerve endings in muscle tissue.

myoneuralgia (*mi-o-nū-ral'-je-ah*). Neuralgic pain in the muscles.

myoneurasthenia (*mi-o-nū-ras-the'-ne-ah*). Relaxation of the muscles in neurasthenia.

myoneure (*mi'-o-nūr*) [*myo-*; νεῦρον, nerve]. A motor nerve-cell supplying a muscle.

myoneuroma (*mi-o-nū-ro'-mah*). Combined myoma and neuroma.

myonicity (*mi-o-nis'-it-e*) [*myo-*]. The power of living muscle to contract and to relax.

myonitis (*mi-on-i'-tis*) [*myo-*; ιτις, inflammation]. Synonym of *myositis*.

myonosus (*mi-on'-o-sus*) [*myo-*; νόσος, disease]. A disease of the muscles.

myonymy (*mi-on'-im-e*) [*myo-*; ὄνομα, name]. Nomenclature of the muscles.

myopachynsis (*mi-o-pak-in'-sis*) [*myo-*; πάχυνσις, thickening]. Muscular hypertrophy. **m. lipomatosa**. See *paralysis, pseudo-hypertrophic*.

myopalmus (*mi-o-pal'-mus*) [*myo-*; παλμός, a twitch]. Twitching of the muscles.

myoparalysis (*mi-o-par-al'-is-is*). Paralysis of a muscle or muscles.

myoparesis (*mi-o-par'-es-is*). Slight paralysis of muscle.

myopathic (*mi-o-path'-ik*) [*myo-*; πάθος, disease]. 1. Depending upon or relating to disease of the

muscles. 2. A person suffering from a disease of the muscles, particularly disease of the myocardium. **m. facies,** a peculiar form of expression seen in infantile forms of myopathic muscular atrophy. It is characterized by imperfect movement of the facial muscles, sinking in of the cheeks, and drooping of the lower lip. Syn., *facies myopathique.*

myopathy, myopathia (*mi-op'-ath-e, mi-o-path'-e-ah*) [*myo-; πάθος*, suffering]. 1. Any disease of the muscles. 2. A group of disorders characterized by slow progressive loss of power associated with atrophy or hypertrophy of the muscles, absence of fibrillar contraction or quantitative electrical change.

myope (*mi'-ōp*) [see *myopia*]. A person affected with myopia.

myopericarditis (*mi-o-per-ik-ar-di'-tis*) [*myo-; pericarditis*]. A combination of pericarditis with myocarditis.

myoperitonitis (*mi-o-per-it-on-i'-tis*). Inflammation of the abdominal muscles combined with peritonitis.

myophage (*mi'-o-fāj*) [see *myophagism*]. A phagocyte which consumes muscle cells.

myophagism (*mi-of'-aj-izm*) [*myo-; φαγεῖν*, to eat]. The wasting away of muscular tissue observed in muscular atrophy.

myophone (*mi'-o-fōn*) [*myo-; φωνή*, sound]. An instrument for hearing the sounds produced during the contraction of a muscle.

myophonia (*mi-o-fo'-ne-ah*) [*myo-; φωνή*, sound]. Muscle-sound.

myopia (*mi-o'-pe-ah*) [*μύειν*, to close; *ὤψ*, eye; myopes having the habit of partially closing the lids to avoid spherical aberration]. Near-sightedness; an optical defect, usually due to too great length of the antero-posterior diameter of the globe, whereby the focal image is formed in front of the retina. **m., high,** a degree of myopia greater than 6.5 diopters. **m., low,** one less than two diopters. **m., malignant,** rapidly progressing myopia. **m., progressive,** continuous increase of myopia, due to increasing elongation of the eyeball.

myopic (*mi-op'-ik*) [see *myopia*]. Pertaining to or having the nature of myopia; near-sighted. **m. crescent,** a yellowish-white crescentic area about the papilla, due to atrophy or breaking away of the choroid and exposure of the sclerotic.

myoplosis (*mi-o-pi-o'-sis*). Synonym of *myopia.*

myoplasm (*mi'-o-plazm*) [*myo-; πλάσμα*, something formed]. The contractile portion of a muscle fiber as opposed to the sarcoplasm or undifferentiated portion.

myoplast (*mi'-o-plast*) [*myo-; πλάσσειν*, to mold]. A muscle-producing cell.

myoplastic (*mi-o-plas'-tik*). Producing muscle; pertaining to a myoplast. **m. bodies,** the embryonic cells from which muscular fibers are developed.

myoplasty (*mi'-o-plas-te*). Plastic operation on muscle.

myoplegia (*mi-o-ple'-je-ah*) [*myo-; πληγή*, a stroke]. A condition of diminished muscular power, or of muscular paresis.

myopolar (*mi-o-po'-lar*) [*myo-; pole*]. Pertaining to muscular polarity, electric or other.

myoporthosis (*mi-o-por-thō'-sis*) [*μύωψ*, near-sighted; *ὀρθός* straight]. The correction of myopia.

myopresbytia (*mi-o-pres-bish'-e-ah*) [*μύωψ*, near-sighted; *πρεσβύτης*, old-sighted]. Combined myopia and presbyopia.

myoprotein (*mi-o-pro'-te-in*). A substance found in muscle-plasma, differing apparently from the recognized albumins.

myoproteose (*mi-o-pro'-te-ōs*). See *myoalbumose.*

myopsin (*mi-op'-sin*). A proteolytic ferment found in the pancreatic juice; its action is similar to that of trypsin.

myopsis (*mi-op'-sis*). Myiodesopsia.

myopsychopathy, myopsychy (*mi-o-si-kop'-ath-e, mi-o-si'-ke*) [*myo-; ψυχή*, mind; *πάθος*, disease]. Myopathies associated with feebleness or defect of mind.

myopsychoses (*mi-o-si-ko'-sēs*) [*myo-; ψυχή*, mind]. Myopathies and neuromuscular affections associated with mental disturbances.

myorrhaphy (*mi-or'-af-e*) [*myo-; ῥαφή*, a seam]. The union of the abdominal recti muscles by suture when drawn apart.

myorrheuma (*mi-or-oo'-mah*) [*myo-; ῥεῦμα*, a flow]. A synonym of *muscular rheumatism* or *myalgia.*

myorrhexis (*mi-or-eks'-is*) [*myo-; ῥῆξις*, a tearing]. Laceration or rupture of a muscle.

myosalgia (*mi-o-sal'-je-ah*). See *myalgia.*

myosalpingitis (*mi-o-sal-pin-ji'-tis*). Hypertrophy of the muscular tissue or the Fallopian tube.

myosan (*mi'-o-san*). A protean (2) derived from myosin.

myosarcoma (*mi-o-sar-ko'-mah*). A sarcoma containing muscular tissue.

myosclerosis (*mi-o-skle-ro'-sis*). 1. A hardening or induration of a muscle. 2. Synonym of *pseudohypertrophic paralysis.*

myoscope (*mi'-o-skōp*) [*myo-; σκοπεῖν*, to inspect]. An apparatus used in observing the contraction-phenomena of muscles.

myoseism (*mi-o-se'-izm*) [*myo-; σεισμός*, a shake] A symptom that consists in repeated stops in the course of muscular contractions by which the whole movement is rendered jerky.

myoseptum (*mi-o-sep'-tum*) [*myo-; septum*]. The intermuscular septum between the metameres of muscles of certain animals, as of fishes.

myoserum (*mi-o-se'-rum*). Muscle-juice; juice derived from meat submitted to pressure.

myosin (*mi'-o-sin*) [*μῦς*, muscle]. A protein of the globulin class, found in coagulated muscle-plasma, and formed from the antecedent globulin, myosinogen. It is also found in the cornea and in some vegetables. Myosin is soluble in strong saline solutions, and is changed into syntonin by the action of dilute hydrochloric acid and heat. **m. ferment,** an enzyme found in muscle plasma; it converts myosinogen into myosin.

myosinogen (*mi-o-sin'-o-jen*) [*myosin; γεννᾶν*, to beget]. One of the proteins of muscle-plasma. It is the antecedent of myosin. Its coagulation after death is the cause of rigor mortis.

myosinose (*mi-o'-sin-ōs*). An albumose produced by gastric digestion of myosin.

myosinuria (*mi-o-sin-ū'-re-ah*). The occurrence of myosin in the urine.

myosis (*mi-o'-sis*). See *miosis.*

myositic (*mi-o-sit'-ik*). Pertaining to, or affected with myosis, or with myositis.

myositis (*mi-o-si'-tis*) [*μῦς*, muscle; *ιτις*, inflammation]. Inflammation of the muscles. **m. fibrosa, m., interstitial,** an inflammation of the connective tissue of muscle. **m., ischemic,** myositis due to prolonged fixation of forearm fractures by any form of bandaging which intercepts circulation through the muscles and nerves of the part. **m. ossificans,** a variety

characterized by the formation of osseous deposits in the muscles. **m. ossificans progressiva**, a process of ossification in one muscle after another. **m. ossificans traumatica**, the formation of a mass of bone in a muscle after an injury. **m., parenchymatous**, that affecting the essential part of a muscle. **m., specific, m., syphilitic**, that due to syphilis. **m. trichinosa**, that due to trichina spiralis in the muscles.

myosome (*mi'-o-sōm*) [*myo-*; *σῶμα*, body]. The contractile substance of muscle.

myospasis (*mi-os'-pas-is*) [*myo-*; *σπάσις*, a drawing: *pl.*, *myospases*]. A muscular contraction.

myospasm (*mi'-o-spazm*) [*myo-*; *σπασμός*, spasm]. Muscular spasm; a cramp.

myospasmia (*mi-o-spaz'-me-ah*) [see *myospasm*]. Diseases in which spasmodic muscular contraction is a dominant symptom.

myostroma (*mi-o-stro'-mah*). The stroma of muscle tissue.

myostromin (*mi-o-stro'-min*). A protein occurring in muscle tissue.

myosuria (*mi-o-sū'-re-ah*). See *myosinuria*.

myosuture (*mi-o-sū'-tūr*). Suture of a muscle.

myosynizesis (*mi-o-sin-iz-e'-sis*) [*myo-*; *συνιζησις*, a falling together]. The adhesion of two or more muscles.

myotactic (*mi-o-tak'-tik*) [*myo-*; *tangere* to touch]. Relating to muscular sense, or the sense of touch in muscles.

myotalgia (*mi-o-tal'-je-ah*) [*myo-* *ἄλγος*, pain]. Painful cramps. **m. senilis**, painful cramps in the legs of the aged upon movement.

myotasis (*mi-ot'-as-is*) [*myo-*; *τάσις*, a stretching]. Passive tension of a muscle.

myotatic (*mi-o-tat'-ik*) [*myo-*; *τάσις*, a stretching]. Produced by or depending upon passive tension of the muscles. **m. contraction**, tendon-reflex. **m. irritability**, an increased irritability of muscles produced by passive extension, and giving rise, when the muscle is stimulated, to *myotatic contraction*, or tendon-reflex.

myotenontoplasty (*mi-o-ten-on'-to-plas-te*). Myoplasty combined with tenontoplasty; it is used in the radical operations for hernia.

myotenotomy (*mi-o-ten-ot'-o-me*) [*myo-*; *τένων*, tendon; *τομή*, a cutting]. Surgical division of muscles and tendons.

myothelium (*mi-o-the'-le-um*) [*myo-*; *θηλή*, nipple]. The cellular elements composing a myotome or protovertebra.

myothermic (*mi-o-ther'-mik*) [*myo-*; *θέρμη*, heat]. Pertaining to heat-development in a muscle.

myotic (*mi-ot'-ik*). See *miotic*.

myotility (*mi-o-til'-it-e*). Muscular contractility, or tonicity.

myotome (*mi'-o-tōm*) [*myo-*; *τομή*, a cutting]. 1. An instrument for performing myotomy. 2. See *myocomma*.

myotomy (*mi-ot'-o-me*) [see *myotome*]. 1. Division of a muscle, particularly through its belly. 2. The dissection of muscles.

myotone (*mi'-o-tōn*). See *myotonia*.

myotonia, myotonus (*mi-o-to'-ne-ah, -ot'-o-nus*) [*myo-*; *τόνος*, tension]. 1. Tonic muscular spasm. 2. The stretching of a muscle. 3. Muscular tone, quality, or tension. **m. acquisita**, a disease, not hereditary, characterized by tonic muscular spasm. **m. congenita, m. hereditaria**, Thomsen's disease; a hereditary disease characterized by tonic spasms in the voluntarily moved muscles.

myotony (*mi-ot'-on-e*). Myotonia.

myotrophy (*mi-ot'-ro-fe*) [*myo-*; *τρόφη*, nourishment]. Nutrition of muscle tissue.

myotyrbe (*mi-o-ter'-be*) [*myo-*; *τύρβη*, disorder] Chorea; incoordinate muscular movements.

Myrcia (*mur'-se-ah*). A genus of aromatic shrubs of the natural order *Myrtaceæ*. *M. acris* is the source of oil of bay, *oleum myrciæ*, from which is prepared bay-rum, or *spiritus myrciæ*. Bay-rum is applied locally in headache and to odorize many toilet preparations.

myriachit (*mir-e-ah'-shit*). See *palmus*.

myriagram (*mir'-e-ag-ram*) [*μυριοι*, ten thousand; *γράμμα*, gram]. Ten thousand grams.

myrialiter (*me-re-al-e'-ter*) [*μυριοι*, ten thousand; *λίτρα*, liter] Ten thousand liters.

myriameter (*me-re-am'-e-ter*) [*μυριοι*, ten thousand; *μέτρον*, a measure]. Ten thousand meters.

myriapodiasis (*mir-e-ap-od-i'-as-is*). Infestation with myriapods.

myricin (*mir'-is-in*) [*μυρίκη*, the tamarisk]. A constituent of wax (*cera flava*), insoluble in boiling alcohol. It consists chiefly of myricyl palmitate, $C_{30}H_{61}.C_{16}H_{31}O_2$, which is a compound of palmitic acid and myricyl alcohol.

myricyl (*mir'-is-il*). A univalent hydrocarbon, $C_{30}H_{61}$, the radical of myricyl alcohol. **m. alcohol**, $C_{30}H_{62}O$, hydrogen myricylate, is obtained by decomposing beeswax.

myringa, myrinx (*mir-in'-gah*), *mir'-inks*) [L.]. The tympanic membrane.

myringectomy (*mir-in-jek'-to-me*). See *myringodectomy*.

myringitis (*mir-in-ji'-tis*) [*myringa*; *ιτις*, inflammation]. Inflammation of the membrana tympani **m. bullosa**, acute myringitis attended by small, pearly-gray blisters.

myringodectomy (*mir-in-go-dek'-to-me*) [*myringa*; *ἐκτομή*, excision]. Excision of a part or of the whole of the membrana tympani.

myringodermatitis (*mir-in-go-der-mat-i'-tis*) [*myringa; dermatitis*]. Inflammation of the external layer of the drum-membrane with the formation of blebs below or behind the **malleus**.

myringomycosis (*mir-in-go-mi-ko'-sis*) [*myringa; mycosis*]. Disease of the drum-membrane, due to parasitic fungi, especially *Aspergillus*.

myringoplastic (*mir-in-go-plas'-tik*)[*myringoplasty*] Pertaining to myringoplasty.

myringoplasty (*mir-in'-go-plas-te*) [*myringa; πλάσσειν*, to shape]. A plastic operation on the membrana tympani.

myringoscope (*mi-ring'-go-skōp*) [*myringa; σκοπεῖν*, to examine]. An ear speculum with a magnifying lens.

myringotome (*mir-in'-go-tōm*) [*myringa; τομή*, a cutting]. An instrument used in incising the membrana tympani.

myringotomy (*mir-in-got'-o-me*) [see *myringotome*]. Incision of the tympanic membrane.

myrinx (*mi'-rinks*). See *myringa*.

myrisma (*mis-riz'-mah*) [*μύρισμα*]. An anointing, inunction.

myristic acid (*mir-is'-tik*) [*myristica*], $C_{14}H_{28}O_2$. A monobasic acid found in *Myristica fragrans*, in cocoanut-oil, in spermaceti, etc.

myristica (*mir-is'-tik-ah*). See *nutmeg*.

myristicated liver (*mi-ris'-tik-a-ted*). Nutmeg liver, *q. v.*

myristication (*mi-ris-tik-a'-shun*) [*μυρίζειν*, to anoint]. The development of a nutmeg condition of the liver.

myristicin (*mir-is'-tis-in*) [*myristica*]. A peculiar fatty body contained in nutmeg.

myristicol (*mir-is'-tik-ol*) [*myristica; oleum*, oil]. $C_{10}H_{18}O$. An oily substance extracted from oil of nutmeg.

myristin (*mi-ris'-tin*) [*μυρίζειν*, to anoint]. A compound of glycerin and myristic acid.

myrmecia (*mur-me'-se-ah*) [*μυρμηκία*, ants' nest. *μύρμηξ*, ant]. A warty growth on the palm or sole.

myrmeciasis, myrmeciasm (*mir-me-si'-as-is, mir-me'-se-asm*) [*μύρμηξ*, ant]. Formication.

myron (*mi'-ron*) [*μύρον*, any sweet juice exuding from plants]. 1. An unguent. 2. A soft resin.

myronate (*mi'-ron-āt*). A salt of myronic acid.

myronic acid (*mi-ron'-ik*). See *acid, myronic*.

myronin (*mi'-ron-in*). An ointment-base of soap, carnauba wax, and doegling oil.

myrosin (*mi'-ro-sin*) [*myron*]. An albuminous ferment found in mustard-seed, which liberates the oil of mustard from potassium myronate.

myrrh (*mer*) [*μύρρα*, myrrh] A gum-resin (*myrrha*, U. S P.) obtained from *Commiphora* (*Balsamodendron*) *myrrha*, a tree of the natural order *Burseraceæ*. Myrrh contains a volatile oil, a resin (*myrrhin*), and a gum, and is used as a stimulant tonic in dyspepsia, pulmonary affections, chlorosis, and amenorrhea. It is employed as a local application in various forms of stomatitis. Dose 10–30 gr. (0.65–2.0 Gm). **m., tincture of** (*tinctura myrrhæ*, U. S. P.). Dose 10–30 min. (0.65–2 0 Cc.). Myrrh is also an ingredient of *mistura ferri composita, pilulæ aloes et myrrhæ*, and *tinctura aloes et myrrhæ*.

myrrha (*mir'-rah*). Myrrh.

myrrholin (*mir'-ol-in*). A solution of equal parts of fatty oil and myrrh used as a vehicle for the administration of creosote.

myrtaceous, myrtal (*mir-ta'-shus, mir'-tal*). Belonging to or characteristic of the myrtle family.

myrtiform (*mir'-ti-form*) [*myrtum*, a myrtle-berry; *forma*, form] Shaped like a myrtle-berry or leaf. **m. caruncles.** See *carunculæ*. **m. fossa,** a shallow pit between the edge of the pyriform aperture of the superior maxilla above, and the sockets of front teeth of the upper jaw below.

myrtiformis (*mir-te-form'-is*). See *depressor alæ nasi* and *compressor narium* under *muscle*.

myrtillin (*mir'-til-in*). A therapeutic vegetable substance of unknown nature, used in place of insulin, given by mouth.

myrtillon (*mir'-til-on*). A substance from huckleberry leaves, said to be beneficial in diabetes.

myrtle (*mir'-tl*) [*μύρτος*, the myrtle]. A plant of the genus *Myrtus*. The leaves of *Myrtus communis* yield *myrtol*, which distils between 160° and 180° C. Myrtol is employed as an antiseptic in bronchitis, cystitis, and pyelitis. Dose 1–2 gr (0 065–0 13 Gm.).

myrtol (*mir'-tol*) [*myrtus; oleum*, oil]. A constituent of the essential oil of *Myrtus communis* (see *myrtus*); it is useful in bronchitis, vaginitis, and urethritis, and as a sedative and antiseptic. Dose gtt. iv–xvj, in capsules.

myrtomel (*mir'-to-mel*). A huckleberry leaf preparation administered in diabetes.

myrtus (*mir'-tus*). See *myrtle*.

mysophobia (*mi-so-fo'-be-ah*) [*μύσος*, filth; *φόβος*, dread] Abnormal dread of contact or of dirt.

mytacism (*mit'-as-izm*). See *mutacism*.

mythomania (*mith-o-ma'-ne-ah*) [*μῦθος*, fiction; *μανία*, madness]. A morbid tendency to lie or to exaggerate.

mythophobia (*mith-o-fo'-be-ah*) [*μῦθος*, fiction; *φόβος*, fear]. A morbid dread of stating what is not absolutely correct.

mytilotoxicon (*mit-il-o-toks'-ik-on*) [see *mytilotoxin*]. A general name for the active agent in mussel-poisoning.

mytilotoxin (*mit-il-o-toks'-in*) [*μυτίλος*, mussel; *τοξικόν*, a poison]. $C_8H_{18}NO_2$. A poisonous leukomaine found in poisonous mussel; it is similar in action to curara.

mytilotoxism (*mit-il-o-toks'-izm*). Mussel-poisoning.

myurous (*mi-ū'-rus*) [*μῦς*, mouse; *οὐρά*, a tail]. Tapering like the tail of the mouse; said of the pulse when it is progressively growing feeble.

myxa (*miks'-ah*) [*μύξα*, mucus]. Mucus.

myxadenitis (*miks-ad-en-i'-tis*) [*μύξα*, mucus; *adenitis*]. Inflammation of a mucous gland.

myxadenoma (*miks-ad-en-o'-mah*). Synonym of *myxoadenoma*.

myxangitis (*miks-an-ji'-tis*) [*μύξα*, mucus; *ἀγγεῖον*, vessel; *ιτις*, inflammation]. Inflammation of the duct of a mucous gland.

myxasthenia (*miks-as-the'-ne-ah*) [*μύξα*, mucus; *asthenia*]. Overdryness of the mucosa or impairment of the power to secrete mucus.

myxedema, myxœdema (*miks-e-de'-mah*) [*μύξα*, mucus, *edema*]. A disorder of nutrition in which the subcutaneous tissue, especially of the face and hands, becomes infiltrated with a mucin-like substance, giving rise to a pale, edematous swelling, which does not pit on pressure. It is associated with dulness of the intellect, slow monotonous speech, muscular weakness, tremors, and absence of sweating. It is thought to be due to atrophy or degeneration of the thyroid gland, a view that gains strength from the facts that a similar condition to that of myxedema is produced in animals by the removal of the thyroid gland (cachexia strumipriva), and that the administration of thyroid gland in myxedema produces a marked amelioration of symptoms. In individuals in whom the thyroid gland is congenitally diseased or absent a state resembling myxedema is likely to develop; this is known as *cretinism*. **m., operative,** cachexia strumipriva.

myxedematoid (*miks-e-de'-mat-oid*) [*μύξα*, mucus; *οἴδημα*, edema; *εἶδος*, like]. Like myxedema.

myxedematous (*miks-e-dem'-at-us*) [*myxedema*]. Pertaining to, or affected with, myxedema.

myxemia, myxæmia (*miks-e'-me-ah*) [*μύξα*, mucus; *αἷμα*, blood]. An accumulation of mucin in the blood.

myxeurysma (*miks-ū-riz'-mah*) [*μύξα*, mucus; *εὐρύνειν*, to widen]. Cavernous lymphangioma.

myxidiocy (*miks-id'-e-o-se*). Cretinism.

myxiosis (*miks-e-o'-sis*) [*μύξα*, mucus]. A mucous discharge.

myxo- (*miks-o-*) [*μύξα*, mucus]. A prefix meaning relating to mucus or mucoid.

myxoadenoma (*miks-o-ad-en-o'-mah*) [*myxo-; adenoma*]. An adenoma that has in part undergone myxomatous degeneration; an adenoma of a mucous gland.

Myxobacteriaceæ (*miks-o-bak-te-re-a'-se-e*) [*myxo-; bacteria*]. Rods, slender, curved, which swarm, after a vegative period, to form definite more or less sessile masses of coccus-like spores. See *table* p. 858.

Myxobolus cyprini (*miks-ob'-ol-us, sip-ri'-ni*). A pathogenic protozoon belonging to the sporozoa; it produces pox disease in carp.

myxochondrofibrosarcoma (*miks-o-kon-dro-fi-bro-sar-ko'-mah*). A myxochondroma containing fibrous and sarcomatous elements.

myxochondroma (*miks-o-kon-dro'-mah*) [*myxo-; chondroma*]. A tumor containing mucous and cartilaginous tissue.

myxochondrosarcoma (*miks-o-kon-dro-sar-ko'-mah*) [*myxo-; χόνδρος*, cartilage; *σάρξ*, flesh; *ὄμα*, tumor]. A mixed tumor containing myxomatous and cartilaginous tissue and embryonal connective tissue.

Myxococcidium stegomyiæ (*miks-o-kok-sid'-e-um steg-o-mi'-i-e*). A protozoon found in the body of the mosquito, *Stegomyia calopus*, and believed to be the microorganism causing yellow-fever.

myxocylindroma (*miks-o-sil-in-dro'-mah*) [*myxo-; κύλινδρος*, cylinder; *ὄμα*, tumor]. A myxomatous sarcoma in which the myxomatous tissue is disposed in the meshes of the sarcoma.

myxocystitis (*miks-o-sis-ti'-tis*) [*myxo-; κύστις*, bladder; *ῖτις*, inflammation]. Inflammation of the mucous membrane of the bladder.

myxocystoma (*miks-o-sist-o'-mah*). A cystoma containing mucous elements.

myxocyte (*miks'-o-sīt*) [*μύξα*, mucus; *κύτος*, a cell]. A large cell, polyhedral or stellate, found in mucous tissue.

myxodermia (*miks-o-der'-me-ah*) [*myxo-; δέρμα*, skin]. Softening of the skin.

myxodes (*miks-o'-dēz*) [*myxo-; εἶδος*, like]. Resembling mucus.

myxœdema (*miks-e-de'-mah*). See *myxedema*.

myxoendothelioma (*miks-o-en-do-the-le-o'-mah*) [*myxo-; ἔνδον*, within; *θηλή*, a nipple; *ὄμα*, tumor; *pl., myxoendotheliomata*]. An endothelioma that contains myxomatous tissue.

myxofibroma (*miks-o-fi-bro'-mah*) [*myxo-; fibroma*]. A fibroma that has in part undergone myxomatous degeneration.

myxofibrosarcoma (*miks-o-fi-bro-sar-ko'-mah*). A tumor made up of myxomatous, sarcomatous, and fibromatous elements.

myxoglioma (*miks-o-gli-o'-mah* [*myxo-; glioma*]. A glioma with myxomatous degeneration.

myxoid (*miks'-oid*) [*myxo-; εἶδος*, like]. Like mucus.

myxoidedema, myxoidœdema (*miks-oid-e-de'-mah*). A severe form of influenza.

myxoinoma (*miks-o-in-o'-mah*) [*myxo-; ἶς*, a fiber; *ὄμα*, a tumor]. A benign form of inoma with myxomatous elements.

myxolipoma (*miks-o-lip-o'-mah*) [*myxo-; lipoma*]. A fatty tumor that has in part undergone myxomatous change.

myxoma (*miks-o'-mah*) [*myxo-; ὄμα*, tumor]. A connective-tissue tumor after the type of the jelly of Wharton of the umbilical cord. It consists of a gelatinous, mucin-containing, intercellular substance, in which are scattered peculiar branched or stellate cells. **m., cystic, m., cystoid**, one containing parts so fluid as to resemble cysts. **m., hyaline**, a translucent form consisting almost wholly of mucous tissue. **m., medullary**, one containing many cells and presenting a white, opaque, pith-like appearance. **m., telangiectatic, m. telangiectodes, m., vascular**, a myxoma characterized by a highly vascular structure.

myxomatosis (*miks-o-mah-to'-sis*). 1. Myxomatous degeneration. 2. Condition in which there is development of myxomas.

myxomatous (*miks-o'-mat-us*) [*myxoma*]. Of the nature of, or pertaining to, myxoma. **m. degeneration**, mucoid degeneration. It attacks epithelium and connective tissue, giving rise to the production of a gelatinous substance containing mucin. In epithelial tissue the cells are affected; in connective tissue, the intercellular substance.

myxomycetes (*miks-o-mi-se'-tēz*) [*myxo-; μύκης*, fungus]. A group of ameboid microorganisms believed at one time to be vegetable, now known to be animal in nature.

myxoneuroma (*miks-o-nū-ro'-mah*) [*myxo-; neuroma*]. 1. A glioma. 2. A neuroma with mucous elements.

myxoneurosis (*miks-o-nū-ro'-sis*) [*myxo-; neurosis*], A neurosis which, as a functional disturbance, causes an abnormal secretion of mucus. **m. intestinalis membranacea**, intestinal catarrh combined with secretion of mucus of nervous origin.

myxopapilloma (*miks-o-pap-il-o'-mah*). Papilloma with mucous elements.

myxopod (*miks'-o-pod*) [*μύξα*, mucus; *πούς*, foot]. Schizont.

myxorrhea, myxorrhœa (*miks-or-e'-ah*) [*myxo-; ῥοία*, a flow]. A copious mucous discharge.

myxosarcoma (*miks-o-sar-ko'-mah*) [*myxo-; sarcoma*]. A sarcoma that has in part undergone myxomatous degeneration.

myxospore (*miks'-o-spōr*) [*myxo-; σπόρος*, seed]. A spore produced in the midst of a gelatinous mass without a distinct ascus or basidium.

Myxosporidia (*miks-o-spor-id'-e-ah*) [*myxo-; σπόρος*, seed]. A group or order of *Sporozoa* found as parasitic bodies in the muscles and epithelial cells of fishes; they produce a psorospermosis which is frequently widespread and destructive.

myzesis (*mi-se'-sis*) [*μύζειν*, to suck]. Synonym of sucking.

N. The chemical symbol for *nitrogen*.

n. The symbol for index of refraction; also abbreviation for nasal, normal.

Na. Chemical symbol for sodium · (*natrium*).

N. A. Abbreviation for *numerical aperture*.

$Na_2B_4O_7 + 10H_2O$. Disodic tetraborate, borax.

Nabothian cysts, N. ovules (*nah-bo'-the-an*) [Martin *Naboth*, German anatomist, 1675–1721]. Small retention cysts formed by the Nabothian follicles. **N. follicles, N. glands,** the mucous follicles of the cervix uteri about the external os. **N. menorrhagia,** a discharge from the pregnant uterus of thin mucous that accumulates as the result of excessive secretion of the uterine glands. Syn., *hydrorrhœa gravidarum*.

NaBr. Sodium bromide.

NaCl. Sodium chloride.

NaClO. Sodium hypochlorite.

Na_2CO_3. Sodium carbonate, washing soda.

nacra (*na'-krah*). See *nakra*.

nacre (*na'-ker*) [Ar., *nakir*, hollowed out]. Mother-of-pearl.

nacreous (*na'-kre-us*) [Ar., *nakir*, hollowed out]. Resembling nacre or mother-of-pearl.

N. A. D. Abbreviation for no appreciable disease.

N. A. D. E. Abbreviation of National Association of Dental Examiners.

N. A. D. F. Abbreviation of National Association of Dental Faculties.

Naegele's obliquity (*na'-gel-eh*) [Franz Karl *Naegele*, German obstetrician, 1778–1851]. Biparietal obliquity; the lateral inclination of the fetal head, at the superior pelvic strait, which brings the sagittal suture nearer to the sacral promontory. **N.'s pelvis,** the obliquely contracted pelvis; ankylosis of the sacroiliac synchondrosis of one side, with imperfect development of the sacrum on the corresponding side.

Naegeli's maneuver (*na'-ga-le*) [Otto *Naegeli*, Swiss physician, 1871–]. In epistaxis, upward traction of the patient's head with one hand of the physician under the patient's occiput and the other hand under the patient's jaw.

nævoid (*ne'-void*). See *nevoid*.

nævolipoma (*ne-vo-li-po'-mah*). See *nevolipoma*.

nævose (*ne'-vōs*). See *nevose*.

nævus (*ne'-vus*). See *nevus*.

naftalan (*naf'-tal-an*). An antiseptic, deodorant substance consisting of a Russian naphtha (97%) and hard soap (3%). It is used in skin diseases, burns, ulcers, and rheumatism.

nagana, n'gana, nygana (*nag-ah'-nah*) [African]. A disease of animals due to *Trypanosoma Brucei*, which is transmitted by the tsetse-fly.

Nagel's test (*nah'-gel*) [Wilhelm *Nagel*, German physiologist, 1870–1911]. A test for color vision by means of cards with colors printed in concentric circles.

$NaHCO_3$. Sodium bicarbonate, cooking soda.

NaH_2PO_4. Acid sodium phosphate.

$NaHSO_4$. Acid sodium sulphate, sodium bisulphate.

NaI. Sodium iodide.

nail (*nāl*) [AS., *nægel*]. The horny structure covering the dorsal aspect of the terminal phalanx of each finger and toe. It consists of intimately united horny epithelial cells derived from the stratum lucidum of the epidermis. **n.-bed,** a vascular tissue, corresponding to the corium and the stratum Malpighii of the skin, in which a nail rests. **n. bone,** the terminal bone of a finger or toe. **n.-culture,** a term applied in bacteriology to a stab-culture showing a growth along the needle-track, and on the surface a button-like projection, giving the appearance of a nail driven into the gelatin. **n.-fold,** the portion of epidermis that covers the root and edges of the nail. **n., hang-.** See *hangnail*. **n., ingrowing, n., ingrown,** an overlapping of the nail by the flesh, from pressure, attended with ulceration. **n.-matrix,** the proximal end of the nail-bed; the structure from which the nail grows. **n., parrot-beak,** a nail curved like a parrot's beak. **n., reedy** one marked with furrows. **n., spoon,** a nail with the lateral edges raised and the central part hollowed out. **n., turtle-back,** a nail curved in all directions; a condition seen in certain trophic disturbances.

nailers' consumption. See *siderosis*.

Naja (*nah'-jah*) [*noya*, the Ceylon name]. 1. A genus of serpents of the family *Elapidæ*. 2. A homeopathic preparation of cobra venom. **N. tripudians,** the cobra (*q. v.*).

naked (*na'-ked*). Unclothed; nude. **n. eye,** the eye unaided by a magnifying instrument.

nakra (*na'-kra*) [Beng.]. A Bengalese disease resembling influenza.

namangitis (*nam-an-ji'-tis*). Synonym of *lymphangitis*.

nameless crime. The name given to perversion of the genetic instinct, by which sexual gratification is secured in other than the normal way, as by buccal or anal coitus, etc.

nanism (*na'-nism*) [*nanus*]. Abnormal smallness of size from arrested development. Dwarfishness.

$NaNO_3$. Sodium nitrate.

nanocephalia (*na-no-sef-a'-le-ah*) [νᾶνος, dwarf; κεφαλή, head]. The condition of being nanocephalous.

nanocephalous (*na-no-sef'-al-us*) [*nanus*; κεφαλή, head]. Possessing a dwarfed head.

nanocephalus (*na-no-sef'-al-us*) [νᾶνος, dwarf; κεφαλή, head]. A fetus with a dwarfed head.

nanocormia, nanocormus (*na-no-kor'-me-ah, na-no-kor'-mus*) [νᾶνος, dwarf; κορμός, trunk]. 1. A monstrosity possessing a dwarfed trunk. 2. A dwarfed condition of the trunk.

nanoid (*na'-noid*) [*nanus*; εἶδος, like]. Dwarf-like.

nanomelia, nanomelus (*na-no-me'-le-ah, na-nom'-el-us*) [*nanus*; μέλος, a limb]. A monster characterized by undersized limbs.

nanosoma, nanosomia (*na-no-so'-mah, na-no-so'-me-ah*) [νᾶνος, dwarf; σῶμα, body]. See *microsomia, nanism*.

nanosomus (*na-no-so'-mus*) [*νᾶνος*, dwarf; *σῶμα*, body]. One dwarfed in body.

nanous (*nan'-us*). Dwarfed, stunted.

nanus (*na'-nus*) [*νᾶνος*, a dwarf]. 1. A dwarf. 2. Dwarfed; stunted.

NaOH. Sodium hydroxide.

nape (*nāp*) [ME]. The back part of the neck; the nucha.

napelline (*na-pel'-ēn*) [*napellus*, dim. of *napus*, a turnip], $C_{16}H_{19}NO_{11}$. An alkaloid of *Aconitum napellus*. It is an anodyne and antineuralgic. Dose ¼–½ gr. (0.01–0.03 Gm.).

napellus (*na-pel'-us*) [L., dim of *napus*, a turnip]. Aconitum napellus, *q. v.*

napha (*na'-fah*) [L]. Orange-blossoms.

naphtalan (*naf'-tal-an*). Same as *naftalan*.

naphtha (*naf'-thah*) [*νάφθα*, from Ar., *naft*, naphtha]. 1. Formerly, any strong-smelling, inflammable, volatile liquid. 2. A colorless, inflammable oil distilled from petroleum, bituminous shale, etc. **n., coal-tar,** a volatile mixture distilled from coal-tar and containing benzene, toluene, xylene, and similar hydrocarbons. **n., petroleum,** the more volatile part of petroleum collected during distillation and known as *crude naphtha*, or again separated by distillation into gasolene, benzene, and refined naphtha. **n.-salicin,** a disinfecting solution said to contain salicylic acid, naphthol, and borax. **n., shale,** naphtha distilled from bituminous shale. **n. vitrioli,** ethylic ether. **n., wood-,** methyl-alcohol.

naphthalan (*naf'-thal-an*). A substance obtained from the distillation of a variety of naphtha. It is used as a protective dressing.

naphthalene, naphthalin (*n ,"-thal-ēn, naf'-thal-in*) [*naphtha*]. *Naphthalinum* (U. S. P.), $C_{10}H_8$. A hydrocarbon crystallizing in large, silvery, rhombic plates, slightly soluble in hot, but insoluble in cold, water, though easily soluble in methyl- and ethyl-alcohols, chloroform, ether, and benzene. It is an antiseptic, and is used in intestinal putrefaction, in typhoid fever, etc.; locally, in scabies and pruritus. Dose 5–10 gr. (0.32–0.65 Gm.).

naphthalol (*naf'-thal-ol*). See *betol*.

naphthamine (*naf'-tham-ēn*). Hexamethylenamine.

naphthocresol (*naf-tho-kre'-sol*). A brown, tarry, antiseptic liquid insoluble in water, soluble in alcohol; used the same as creolin.

naphthoformin (*naf-tho-form'-in*). A condensation-product of naphthol, formaldehyde and ammonia. It is used as an application in skin diseases.

naphthol, naphtol (*naf'-thol, naf'-tol*), $C_{10}H_7$, OH. A substance found in coal-tar and prepared artificially from *alphanaphthol*. It exists in two isomeric forms, *alphanaphthol* and *betanaphthol*, and occurs in the form of pale, buff-colored crystals. *Betanaphthol* (U. S. P.) is employed in dyspepsia and as an intestinal antiseptic in diarrhea, typhoid fever, etc. Locally it is used in eczema, prurigo, herpes, favus, etc. Dose 5–10 gr. (0.32–0.65 Gm.). **n.-aristol, n,-diiodide.** See *diiodobetanaphthol*. **n.-eucalyptol,** a compound of alphanaphthol or betanaphthol and eucalyptol; it is used as a surgical antiseptic.

naphtholate (*naf'-thol-āt*). A naphthol compound in which a base replaces the hydrogen atom in the hydroxyl.

naphtholism (*naf'-thol-izm*). Poisoning from continued external application of naphthol; it is marked by nephritis, hematuria, and eclampsia.

naphtholum (*naf'-thol-um*). Betanaphthol.

naphthopyrine (*naf-tho-pi'-rin*). A molecular compound obtained by the prolonged trituration of betanaphthol with twice its weight of antipyrine.

naphthoquinone (*naf-tho-kwin'-ōn*), $C_{10}H_6O_2$. A crystalline substance formed by oxidation of naphthalin.

naphthoresorcin (*naf-tho-re-zor'-sin*). A compound of naphthol and resorcin, used as an antiseptic.

naphthosalicin (*naf-tho-sal'-is-in*). A compound of naphthol and salicin, used as an antiseptic.

naphthosalol (*naf-tho-sa'-lol*). See *betol*.

naphthoxol (*naf-thoks'-ol*). An antiseptic fluid consisting of a 3% solutionof hydrogen dioxide, 32 to 38% alcohol, and 2% naphthol.

naphthyl (*naf'-thil*), $C_{10}H_7$. The radical of naphthalene.

naphthylamine (*naf-thil'-a-min*), $C_{10}H_7.NH_2$. A crystallizable substance turning red in the air.

naphtol (*naf'-tol*). Same as *naphthol*.

napiform (*na'-pif-orm*) [*napus*, a turnip; *forma*, form]. Turnip-shaped.

Na_3PO_4. Trisodic phosphate.

naprapathy (*nap-rap'-ath-e*). A method of "treatment" by manipulations, based on the assumption that all ailments are due to something wrong with the ligaments.

Narath's operation (*nar'-ahth*). A method of establishing a collateral circulation in cases of portal obstruction, the omentum is fastened to the subcutaneous tissue of the abdominal wall.

narceine (*nar'-se-en*) [*νάρκη* numbness], $C_{23}H_{29}NO_9$. An alkaloid contained in opium. It is sparingly soluble in water and alcohol, and forms fine, silky, inodorous, bitter crystals. It is used as a substitute for morphine. Dose ½ gr. (0.016 Gm.). **n. hydrochloride,** $C_{23}H_{29}NO_9.HCl + 2H_2O$, an acid substance forming colorless needles freely soluble in water and alcohol. It is used as a hypnotic in doses of ⅛–3 gr. (0.01–0.2 Gm.). **n. meconate,** $C_{23}H_{29}NO_9\ C_7H_4O_7$, yellow crystals soluble in water. It is used as a sedative. Subcutaneous dose $\frac{1}{10}$–⅜ gr. (0.006–0.025 Gm.). **n., reaction for** (Arnold's), upon heating the substance containing narceine with concentrated sulphuric acid and a trace of phenol a reddish coloration results. **n. valerianate,** $C_{23}H_{29}NO_9.C_5H_{10}O_2$, a greenish-white, unstable powder, soluble in alcohol or hot water; decomposes on exposure. It is used as a sedative in mania, hysteria, etc.

narcism (*nar'-sizm*). Narcissism.

narcissine (*nar-sis'-ēn*). An alkaloid obtained from the daffodil *Narcissus pseudonarcissus*.

narcissism (*nar-sis'-izm*) [*Narcissus*, a Greek mythological character who fell in love with his own image reflected in a fountain]. Observation of one's own naked body, with voluptuous ideas.

narco- (*nar-ko-*) [*νάρκη*, numbness]. A prefix meaning relating to narcosis, numbness, or stupor.

narcoanesthesia (*nar-ko-an-es-the'-ze-ah*). Surgical anesthesia produced by scopolamine-morphine or some other narcotic.

narcohypnia (*nar-ko-hip'-ne-ah*) [*narco-; ὕπνος*, sleep] Waking numbness; a peculiar state in which the patient has a sense of numbness on awaking.

narcolepsy (*nar'-ko-lep-se*) [*narco-; epilepsy*]. An uncontrollable tendency to attacks of deep

sleep of short duration. It has been observed in epilepsy and other affections.

narcoleptic (*nar-ko-lep'-tik*) [*narco-*; λαμβάνειν, to seize]. Affected with narcolepsy.

narcolysis (*nar-kol'-is-is*) [*narco-*; λύσις, loosening]. Psychoanalysis with the patient under light anesthesia.

narcoma (*nar-ko'-mah*) [see *narcosis*]. Stupor from the use of a narcotic.

narcomania (*nar-ko-ma'-ne-ah*) [*narco-*; μανία, madness]. 1. Insanity characterized by stupor. 2. Insanity from use of narcotics. 3. A morbid craving for narcotics.

narcomaniac (*nar-ko-ma'-ne-ak*). One affected with narcomania.

narcomatous (*nar-ko'-mat-us*). Pertaining to, affected with, or of the nature of narcoma.

narcopepsia, narcopepsis (*nar-ko-pep'-se-ah, nar-ko-pep'-sis*) [*narco-*; πέψις, digestion]. Slow or torpid digestion.

narcophen (*nar'-ko-fen*). Trade name of narcotine-morphine meconate, a synthetic opiate.

narcophine (*nar'-ko-fēn*). Trade name of a combination of morphine meconate and narcotine meconate, it resembles pantopon in its action, and is said to contain about 30% of morphine.

narcosan (*nar'-ko-san*). Trade name of a remedy for drug addiction.

narcose (*nar'-kōs*) [*narcosis*]. A state of stupor.

narcosis (*nar-ko'-sis*) [νάρκη, stupor]. The state of complete unconsciousness produced by a narcotic drug or an anesthetic. **n., medullary,** anesthesia by cocainization of the spinal cord.

narcospasm (*nar'-ko-spazm*) [*narco-*; *spasm*]. Spasm accompanied by stupor.

narcotic (*nar-kot'-ik*) [see *narcosis*]. 1. Producing stupor 2. A drug that produces narcosis.

narcoticoacrid, narcoticoirritant (*nar-kot-ik-o-ak'-rid, nar-kot-ik-o-ir'-it-ant*). See *acronarcotic*.

narcotile (*nar'-kot-il*). A mixture of chlorides of methyl and ethyl; used as a general anesthetic.

narcotine (*nar'-kot-ēn*) [see *narcosis*]. An opium alkaloid separated from morphine by potassium hydroxide. Sudorific and antipyretic, but not narcotic. Dose 1–3 gr. (0 06–0 02 Gm).

narcotism (*nar'-kot-izm*) [see *narcosis*] The condition resulting from the use of a narcotic.

narcotize (*nar'-ko-tiz*) [see *narcosis*]. To put under the influence of a narcotic, to render unconscious by means of a narcotic.

narcyl (*nar'-sil*). Trade name of ethylnarcenie hydrochloride; used as an antispasmodic, and in asthma and whooping cough.

nard [νάρδος, nard]. See *spikenard*.

naregamia (*nar-eg-a'-me-ah*) [E. Ind.]. Goanese ipecacuanha; the bark of *N. alata*, having properties due to an alkaloid, naregamine.

naregamine (*nar-eg'-am-ēn*) [*naregamia*]. An alkaloid contained in *Naregamia alata*.

nares (*na'-rēz*). Plural of *naris*.

nargol (*nar'-gol*). A preparation of silver and nucleinic acid used in the local treatment of gonorrhea and conjunctivitis.

narinjin (*na-rin'-jin*) [Sanskrit, *narinji*, the orange]. A glucoside from the blossoms of *Citrus decumana*, the grape-fruit or pomelo tree.

naris (*na'-ris*) [L ; pl., *nares*]. A nostril. One of a pair of openings at the anterior part (*anterior nares*) or at the posterior part (*posterior nares*) of the nasal fossæ.

nasal (*na'-zal*) [*nasus*, the nose]. Pertaining to the nose. **n. artery.** See under *artery*. **n. bones,** the two small bones forming the arch of the nose. **n. capsule,** the embryonic cartilage which becomes the nose. **n. catarrh,** catarrh of the nasal mucous membrane; coryza. **n. duct.** See under *duct*. **n. eminence,** See *eminence, nasal*. **n. fossæ,** the cavities of the nose. **n. ganglion,** the sphenopalatine ganglion **n. labyrinth,** the irregular cavity formed by the turbinal bones in the nasal passages. **n. line.** See *Salle's (de) line*. **n. nerve.** See under *nerve*. **n. spine.** 1. A sharp process descending in the middle line from the inferior surface of the frontal bone between the superior maxillæ. 2. The inferior sharp edge of the nasal crest of the superior maxilla. Syn., *anterior nasal spine*. 3. The prominence formed by the junction in the median line of the elevations upon the posterior internal adjoining margins of the palatal plate of the palate bones. **n. voice,** a peculiar muffled timbre of the voice, especially marked in cases of perforated palate.

nasalis. See *muscles, table of*.

nascent (*nas'-ent*) [*nasci*, to be born]. A term applied to gaseous substances at the moment of their liberation from chemical combination.

nasen (*na'-zen*) [*nasus*, a nose]. Belonging to the nasal bone in itself.

nasethmoid (*na-zeth-moid*). Pertaining to the nasal and ethmoid bones.

nasgar (*naz'-gar*). An ascitic-fluid-nutrose-agar, used as a special culture medium for the *bacillus diphtheriæ*.

nasiform (*na'-zif-orm*) [*nasus*, nose; *forma*, form] Shaped like the nose.

nasioalveolar (*na-ze-o-al-ve'-o-lar*). Relating to or connecting the nasion and the alveolar point.

nasiobregmatic (*na-ze-o-breg-mat'-ik*). Pertaining to the nasion and the bregma.

nasioinial (*na-ze-o-in'-e-al*). Pertaining to the nasion and the inion.

nasiomental (*na-ze-o-men'-tal*). Pertaining to or connecting the nasion and the mentum.

nasion (*na'-ze-on*) [*nasus*, nose]. The median point of the nasofrontal suture.

nasitis (*na-zi'-tis*). See *rhinitis*.

Nasmyth's membrane, N.'s cuticle (*naz'-mith*) [Alexander *Nasmyth*, Scotch dentist, –1847]. The epithelial membrane enveloping the enamel of the tooth during its development and for a short time after birth. Syn., *cuticula dentis*.

Na_2SO_4. Sodium sulphate

naso- (*na-zo-*) [*nasus*, nose]. A prefix denoting connection with or relation to the nose.

nasoantral (*na-zo-an'-tral*). Relating to the nose and the maxillary antrum.

nasoantritis (*na-zo-an-tri'-tis*). Rhinitis combined with inflammation of the antrum of Highmore.

nasoaural (*na-zo-aw'-ral*). Relating to the nose and ear.

nasobuccal (*na-zo-buk'-al*). Relating to the nose and cheek.

nasobuccopharyngeal (*na-zo-buk-o-far-in'-je-al*). Relating to the nose, cheek, and pharynx.

nasociliary (*na-so-sil'-e-e-re*). Applied to a nerve distributed to the nose and the ciliary body.

nasocular (*na-zok'-ū-lar*). Pertaining to the nose and eye; nasorbital.

nasofrontal (*na-zo-fron'-tal*). Pertaining to the nasal and the frontal bones.

nasolabial (*na-zo-la'-be-al*). Pertaining to the nose and lip.

nasolacrimal (*na-zo-lak'-rim-al*) [*naso-*; *lacrima*, tear]. Pertaining to the nose and the lacrimal apparatus, as the *nasolacrimal* duct.

nasolambdoidal (*na-so-lam-doi'-dal*). Relating to the nasal bones and the lambdoid suture. **n. line.** See *Poirier's line.*

nasology (*na-sol'-o-je*). The study of noses.

nasomalar (*na-so-ma'-lar*). Relating to the nose and the malar bone.

nasomanometer (*na-so-man-om'-et-er*). A manometer with tubes to introduce liquid into the nostrils so as to test the permeability of the nose.

nasooccipital (*na-so-ok-sip'-it-al*). Pertaining to the nose and the occiput.

nasopalatine (*na-so-pal'-at-ēn*). 1. Pertaining to both the nose and the palate, as the *nasopalatine* nerve. 2. Giving passage to the *nasopalatine* nerve, as the *nasopalatine* canal.

nasopalpebral (*na-so-pal'-pe-bral*). Relating to the nose and the eyelids.

nasopharyngeal (*na-so-far-in'-je-al*) [*nasopharynx*]. Pertaining to both the nose and the pharynx or to the nasopharynx.

nasopharyngitis (*na-so-far-in-ji'-tis*) [*nasopharynx*; *ιτις*, inflammation]. Syn., *rhinopharyngitis.*

nasopharynx (*na-so-far'-inks*) [*naso-*; *φάρυγξ*, pharynx]. The space between the posterior nares and a horizontal plane through the lower margin of the soft palate.

nasorbital (*na-sor'-bit-al*). Nasal and orbital.

nasorostral (*na-so-ros'-tral*). Relating to the nose and the rostrum of the sphenoid bone.

nasoscope (*na'-zo-skōp*). A rhinoscope.

nasoseptitis *na-zo-sep-ti'-tis*). Inflammation of the nasal septum.

nasosinuitis, nasosinusitis (*na-zo-si-nū-i'-tis, na-so-si-nus-i'-tis*). Inflammation of the nasal cavities and accessory sinuses.

nasoturbinal (*na-so-tur'-bin-al*). Relating to the nose and the turbinal bone.

nasrol (*nas'-rol*). See *symphorol.*

nasta (*nas'-tah*) [*ναστός*, solid]. A fleshy tumor of the neck about the shoulders.

nastin (*nas'-tin*). An oily solution obtained from a streptothrix found in leprosy, which when combined with benzoyl chloride has been used as a cure for leprosy.

nasus (*na'-sus*) [L.: gen., *nasi*]. The nose. **n. aduncus,** hook nose. **n. cartilagineus,** the cartilaginous part of the nose. **n. externus,** the external nose. **n. incurvus,** saddle-back nose. **n. osseus,** the bony part of the nose. **n. simus,** pug nose.

nasute (*na'-sūt*) [*nasus*, nose]. 1. Large-nosed. 2. Keen of scent.

natal (*na'-tl*) [*natalis*, from *nasci*, to be born]. Native; connected with one's birth.

natal (*na'-tl*) [*natis*, rump]. Gluteal; pertaining to the nates.

Natal sore (*na-tal'*) [*Natal*, a state in South Africa]. See *furunculus orientalis.*

natality (*na-tal'-it-e*) [*natalis*, of birth]. In State medicine and statistics, the birth-rate.

natalion (*na-tal'-o-in*) [*Natal*; *aloin*], $C_{34}H_{38}O_{11}$. The aloin derived from Natal aloes.

natant (*na'-tant*) [*natare*, to swim]. Swimming or floating on the surface of a liquid.

nates (*na'-tēz*) [*natis*, the buttock]. The buttocks, the gluteal region of the body. **n. of brain,** the anterior pair of the corpora quadrigemina.

natiform (*nat'-if-orm*) [*nates*, buttocks; *forma*, form]. Buttock-shaped.

natimortality (*na-te-mor-tal'-it-e*) [*natus*, born; *mortality*]. The still-birth rate; the proportion of still-births to the general birth rate.

National Formulary (*nash'-on-al for'-mū-lar-e*). A collection of formulas issued by the American Pharmaceutical Association as a supplement to the United States Pharmacopœia.

native (*na'-tiv*) [*nativus*, born]. Of indigenous origin or growth; occurring in its natural state; not artificial. **n. albumins,** a class of proteins occurring ready-formed in the tissues.

natrium (*na'-tre-um*). See *sodium.*

natron (*na'-tron*) [Ar., *natrūn*, native sodium carbonate]. 1. Native sodium carbonate. 2. Soda. 3. Sodium or potassium nitrate.

natrum (*na'-trum*). Sodium. **n. muriaticum,** sodium chloride. **n. phosphoricum,** sodium phosphate. **n. sulphuricum,** sodium sulphate. See under *sodium.*

natuary (*na'-tū-ar-e*) [*natus*, born]. A lying-in ward or hospital.

natural (*nat'-ū-ral*) [*natura*, nature]. Not abnormal or artificial. **n. history,** a term denoting the products and phenomena of nature, but generally restricted to zoology and botany. **n. philosophy,** the science of the physical properties of matter at rest and in motion; usually called physics.

naturopathy natureopathy, (*na-tsher-op'-ath-e*) [*natura*, nature; *πάθος*, disease]. A school of healing which employs air, light, water, vibration, heat, electricity, psychotherapy, dietetics and massage. It excludes the use of drugs, surgery, x-ray or radium.

Nauheim treatment (*now'-hīm*) [*Nauheim*, a city in Germany]. See *Schott method* (2).

Naunyn-Minkowski method (*now'-nin-min-kof'-ske*) [Bernhard *Naunyn*, German physician, 1839– ; Oscar *Minkowski*, German physician, 1858–]. See *Minkowski's method.*

naupathia (*naw-pa'-the-ah*) [*ναῦς*, ship; *πάθος*, sickness]. Seasickness.

nausea (*naw'-she-ah*) [*ναυσία*, sea-sickness]. Sick feeling with inclination to vomit. **n., creatic, n., kreatic,** morbid aversion to animal food. **n. gravidarum,** the morning sickness of pregnancy. **n. marina, n. navalis,** sea-sickness.

nauseant (*naw'-she-ant*) [*nausea*]. 1. Nauseating; producing nausea. 2. Any agent that produces nausea.

nauseating, nauseous (*naw'-she-a-ting, naw'-she-us*) [*nausea*]. Producing nausea or loathing.

nausiosis (*naw-se-o'-sis*). 1. Nausea. 2. A venous hemorrhage in which the flow is discharged by jets.

navel (*na'-vel*) [AS., *nafela*]. The umbilicus. **n.-string,** the umbilical cord.

navicula (*na-vik'-ū-lah*). The navicular fossa.

navicular (*na-vik'-ū-lar*) [*navicula*, a little ship]. Boat-shaped. **n. bone,** the scaphoid bone of the foot. **n. fossa.** 1. A depression between the vaginal aperture and the fourchet. 2. A dilatation of the urethra near the glans penis.

naviculare (*na-vik-ū-la'-re*) [*navicula*]. The scaphoid bone. See *bones, table of.*

naviculartritis (*na-vik-ū-lar-thri'-tis*). In veterinary practice inflammation of the navicular bone and contiguous tissues resulting in incomplete extension of the joint, tumefaction of the hoof, and pain.

naviculocuboid (*na-vik-ū-lo-kū'-boid*). Relating to the scaphoid and the cuboid bones.

naviculocuneiform (*na-vik-ū-lo-kū-ne'-e-form*). Relating to the scaphoid and cuneiform bones.

naviculoid (*nav-ik'-ū-loid*) [*navicula*, a small boat; *εἶδος*, like]. Scaphoid.

nazeptic wool (*naz-ep'-tik*). Trade name of a preparation consisting of strands of absorbent

cotton, medicated with menthol, phenol, eucalyptol and methyl salicylate, enclosed in a glass vial; it is said to be useful for colds, catarrh, hay fever and nasal irritation due to microorganisms or dust.

Nb. Chemical symbol for the element *niobium*.

N. C. A. Abbreviation for neurocirculatory asthenia.

N. C. I. Abbreviation for a preparation containing naphthalene, with 2% each of creosote and iodoform; used to dust in the clothes, as a vermicide.

Nd. Chemical symbol for the element *neodymium*.

N. D. A. Abbreviation of National (now American) Dental Association.

Ne. Chemical Symbol for the element *neon*.

Neapolitan fever (*ne-op-ol'-it-an*). Malta or Mediterranean fever. **N. ointment,** blue ointment; mercurial ointment.

near-point. The *punctum proximum*, the point nearest the eye at which an object can be seen distinctly. **n., absolute,** that near-point for either eye alone at which no effort at accommodation is made. **n., relative,** that near-point for both eyes at which accommodation is brought into play.

near-sight. See *myopia*.

nearthrosis (*ne-ar-thro'-sis*) [*νέος*, new; *ἄρθρον*, a joint]. A new and abnormally-produced articulation in the sequence of a fracture, dislocation, or disease of the bone.

nebenkern (*na'-ben-kern*) [Ger *neben*, near; *kern*, nucleus]. See *paranucleus*.

nebula (*neb'-ū-lah*) [L., a cloud or mist]. 1. A faint, grayish opacity of the cornea. 2. A spray, a liquid intended for use in an atomizer.

nebulium (*neb-ū'-le-um*). A hypothetical element supposed to be one of the four protyles from which all the chemical elements are derived.

nebulization (*neb-ū-liz-a'-shun*). Same as *atomization*.

nebulize (*neb'-ū-līz*) [*nebula*, a mist or spray]. To convert into a spray or vapor.

nebulizer (*neb'-ū-lī-zer*). See *atomizer*.

Necator americanus (*ne-ka'-tor am-er-ik-a'-nus*). Same as *Uncinaria Americana;* hookworm.

neck (*nek*) [AS., *hnecca*]. The constricted portion of the body connecting the head with the trunk; also, the narrow portion of any structure serving to join its parts. See also *cervix*. **n., anatomical,** the constricted portion of the humerus, just below the articular surface, serving for the attachment of the capsular ligament. **n., back of,** nucha. **n.-band,** the skin lesions in the neck in pellagra. **n.-berg,** the vulgar name of the cervical portion of the thymus gland of animals. See *heart-berg*. **n., cephalic,** the constricted, neck-like region lying between the quadrigeminum and the thalami. Syn., *isthmus prosencephali*. **n., Derbyshire.** Synonym of *goiter*. **n., Madelung's,** diffuse lipoma of the neck. **n., Nithsdale,** goiter. **n., pit of,** suprasternal notch. **n., surgical,** the constricted part of the humerus just below the tuberosities. **n., wry-.** Synonym of *torticollis*.

necrectomy (*nek-rek'-to-me*) [*necro-; ἐκτομή*, excision]. The excision of the necrotic conductors of sound in chronic purulent otitis media; in a more general sense, any removal of necrosed material by a cutting operation.

necremia, necræmia (*nek-re'-me-ah*) [*νεκρός*, dead; *αἷμα*, blood]. Death of the blood; a condition marked by loss of vitality in the corpuscles and a tendency not to run together.

necrencephalus (*nek-ren-sef'-al-us*) [*necro-; ἐγκέφαλος*, brain]. Softening of the brain.

necro- (*nek-ro-*) [*νεκρός*, dead]. A prefix signifying death.

necrobacillosis (*nek-ro-bas-il-o'-sis*). A disease of animals caused by *Bacillus necrophorus*.

necrobiosis (*nek-ro-bi-o'-sis*) [*necro-; βίος*, life]. Molecular death of tissue.

necrobiotic (*nek-ro-bi-ot'-ik*) [*necro-; βίος*, life] Pertaining to or causing necrobiosis.

necrocedia (*nek-ro-se'-de-ah*) [*necro-; κῆδος*, care]. The process of embalming.

necrocomium (*nek-ro-ko'-me-um*). See *morgue*.

necrocytosis (*nek-ro-si-to'-sis*) [*necro-; κύτος*, a cell]. Death or loss of vitality of the cells.

necrocytotoxin (*nek-ro-si-to-toks'-in*). A toxin produced by the death of cells.

necrodermatitis (*nek-ro-der-mat-i'-tis*) [*necro-; δέρμα*, skin, *ιτις*, inflammation]. A gangrenous inflammation of the skin.

necrodochium (*nek-ro-do'-ke-um*). See *morgue*.

necrogenic (*nek-ro-jen'-ik*) [*necro-; γεννᾶν*, to beget]. Originating from dead substances.

necrogenous (*nek-roj'-en-us*). Necrogenic.

necrologist (*nek-rol'-o-jist*). One versed in necrology, or a student of mortality statistics.

necrology (*nek-rol'-o-je*) [*necro-; λόγος*, science]. Tabulated mortality statistics.

necromania (*nek-ro-ma'-ne-ah*) [*necro-; μανία*, madness]. 1. A morbid desire for death or for the presence of dead bodies. 2. See *necrophilism*.

necrometer (*nek-rom'-et-er*) [*necro-; μέτρον*, a measure]. An instrument for weighing organs at an autopsy.

necromimesis (*nek-ro-mim-e'-sis*) [*necro-; μίμησις*, mimicry]. 1. The insane delusion of one who believes himself to be dead. 2. Simulation of death by a deluded person.

necronectomy (*nek-ron-ek'-to-me*) [*necro-; ἐκτομή*, excision]. The excision of a necrotic part—applied especially to the excision of the necrotic ossicles of the ear.

necroparasite (*nek-ro-par'-as-īt*) [*necro; parasite*]. A saprophyte, *q. v.*

necrophagous (*nek-rof''-ag-us*) [*necro-; φαγεῖν*, to eat]. A term applied to those animals that feed on dead or putrid flesh. Carrion-eaters.

necrophile (*nek'-ro-fil*) [*necro-; φιλεῖν*, to love]. One who violates dead bodies.

necrophilia (*nek-ro-fil'-e-ah*). 1. See *necrophilism*. 2. A longing for death.

necrophilism (*nek-rof''-il-izm*) [*necro-; φιλεῖν* to, love]. A form of sexual perversion in which dead bodies are violated; insane sexual desire for a corpse.

necrophilous (*nek-rof'-il-us*). Subsisting on dead matter.

necrophily (*nek-rof'-il-e*). Necrophilia; necrophilism.

necrophobia (*nek-ro-fo'-be-ah*) [*necro-; φόβος*, fear]. 1. Insane dread of dead bodies, or of phantoms. 2. Thanatophobia; extreme dread of death.

necropneumonia (*nek-ro-nū-mo'-ne-ah*). Gangrene of the lung.

necropsy (*nek'-rop-se*) [*necro-; ὄψις*, sight]. The examination of a dead body; autopsy; postmortem examination.

necropyoculture (*nek-ro-pi'-o-kul-tshur*) [*necro-; πύον*, pus; *culture*]. A culture made from pus in which all the leukocytes are dead.

necroscopic (*nek-ro-skop'-ik*) [*necro-; σκοπεῖν*, to view]. Pertaining to necroscopy.

necroscopy (*nek-ros'-ko-pe*) [*necro-*; σκοπεῖν, to inspect]. Postmortem examination of the body.

necrose (*nek-rōz'*) [νεκρός, dead]. To become affected with necrosis; to cause necrosis.

necrosemiotic (*nek-ro-sem-e-ot'-ik*) [*necro-*; σημεῖον, sign]. Serving as a sign of death.

necrosis (*nek-ro'-sis*) [νεκρός, dead]. The death of cells surrounded by living tissue. *Necrosis* proper refers to death in mass; *necrobiosis* to death of individual cells. The dead tissue is called *sequestrum* in case of bone, and *sphacelus* in case of soft parts. In surgery the term necrosis is often applied specifically to the death of bone. **n., Balser's fatty.** See *Balser's fat-necrosis* **n., central,** that in which the internal portions of a bone are involved. **n., cheesy,** necrosis characterized by the formation of a cheese-like material. **n., coagulation-, n., coagulative,** a variety characterized by the formation of fibrin. **n., colliquative,** See *n., liquefactive.* **n., embolic,** coagulation-necrosis in an anemic infarct following embolism. **n., endoglobular** (of Maragliano and Castellani), the degenerative decoloration of erythrocytes, giving rise to shadow corpuscles, "phantoms," or achromacytes. See *achromacyte.* **n., fat-,** a type of necrosis following fatty degeneration, reducing the entire structure to a fatty emulsion. **n. infantilis,** cancrum oris. **n., liquefactive,** a process analogous to coagulation-necrosis, but instead of fibrin the peculiar reaction of fluids and cells gives rise to the formation of a liquid. **n., mercurial,** a necrosis of bones due to chronic poisoning with mercury. **n., moist,** that in which the dead tissue is moist and soft. **n., phosphorus-,** a necrosis of bone, especially of the lower jaw, occurring in those exposed to the fumes of phosphorus. **n., superficial,** a necrosis in which the portion of bone just beneath the periosteum is affected. **n., total,** a form in which the bone through its entire thickness is necrotic. **n. ustilaginea,** dry gangrene from ergotism. **n., Zenker's,** Zenker's degeneration.

necrosozoic (*nek-ro-so-zo'-ik*) [*necro-*; σώζειν, to preserve]. Having power to preserve or to embalm.

necrospermia (*nek-ro-sperm'-e-ah*) [*necro-*; σπέρμα, seed]. Impotence due to loss of motility in the spermatozoa.

necrosteon (*nek-ros'-te-on*) [*necro-*; ὀστέον, bone]. Necrosis of bone.

necrotic (*nek-rot'-ik*) [*necrosis*]. Pertaining to or characterized by necrosis.

necrotize (*nek'-ro-tīz*). To necrose.

necrotomic (*nek-ro-tom'-ik*) [*necro-*; τομή, a cutting]. Pertaining to necrotomy.

necrotomy (*nek-rot'-o-me*) [*necro-*; τομή, a cutting]. 1. The dissection of a dead body. 2. The excision of necrotic bone or other tissue.

nectandra (*nek-tan'-drah*) [νέκταρ, nectar; ἀνήρ, a male]. A tree of the order *Laurineæ.* The bark of *Nectandra rodiæi* (*nectandræ cortex,* B. P.) contains tannic acid, resin, sugar, albumin, various salts and two alkaloids, beberine and sipirine. It is tonic, astringent, and febrifuge, and has been used in malarial fevers, but is not so good an antiperiodic as cinchona. Dose 20 gr.–1 dr. (1.3–4.0 Gm.). The root of *N. cymbarum,* of Brazil, is roborant; the balsamic oil from the bark is tonic, antispasmodic, diuretic, emmenagogue, and diaphoretic, and is also applied to ulcers. *N. pichury-major* and *N. pichury-minor,* of Brazil, furnish seeds which are used in diarrhea and dysentery; they contain fat, an ethereal oil, and safrol

nectareous (*nek-ta'-re-us*) [*nectar*]. Agreeable to the taste.

nectary (*nek'-tar-e*) [νέκταρ, nectar: *pl., nectaries*]. In biology, that part of a flower which secretes nectar.

nectrianin (*nek-tri'-an-in*). A proposed remedy for cancer, said to be an extractive of the fungus *Nectria ditissima,* growing upon old trees.

zur Nedden's bacillus (*tsoor-ned'-en*). [M. *zur Nedden,* German ophthalmologist, 1870–]. A bacillus sometimes found in corneal ulcers.

needle (*ne'-dl*) [AS., *nædl*]. A sharp-pointed steel instrument used for sewing and for penetrating tissues for the purpose of carrying a ligature through. **n., aneurysm-,** one fixed on a handle, and with the eye at the point, especially adapted for ligating vessels. **n., aspirating,** a hollow needle for withdrawing fluid from a cavity. **n., cataract-,** one for operating upon the cataractous lens or its capsule. **n., discission-,** one for insertion through the cornea, and breaking the capsule and substance of the crystalline lens. **n., exploring,** a grooved, sharp-pointed rod introduced into a cavity or a part for the purpose of determining the presence of fluid. **n., Hagedorn's,** a flat suture needle curved on its edge, with the eye perforating the side. **n.-holder,** a handle for clasping a needle. **n., hypodermic,** the fine, needle-pointed metallic tube attached to the barrel of the hypodermatic syringe. **n., knife,** one that has a sharp cutting-edge; it is used in the discission of cataracts.

needle-carrier. Needle-holder.

needle-forceps. Needle-holder.

needle-holder. An instrument for holding a needle for suturing when it is difficult to use the fingers.

needling (*ne'-dling*) [*needle*]. The process of lacerating a cataract with a needle, to afford entrance to the aqueous humor and cause absorption of the lens.

Neef's hammer (*nāf*) [Christopher Ernst *Neef,* German physician, 1782–1849]. An automatic arrangement for opening and breaking the current in an inductorium.

nefrens (*ne'-frenz*) [*ne,* not; *frendere,* to gnash the teeth]. Without teeth; edentate, whether nurslings or aged persons. Pl., *nefrendes.*

Neftel's disease (*nef-tel'*) [William Basil *Neftel,* American neurologist, 1830–1906]. See *atremia* (2).

negative (*neg'-at-iv*) [*negare,* to deny]. 1 Denying; contradicting; opposing. 2. Of quantities, less than nothing. 3. In physics, opposed to a quality termed *positive.* **n. accommodation,** the absence of active accommodation; the state of the eye at rest, or when looking at an object at an infinite distance. **n. blood-pressure,** pressure which is less than that of the atmosphere. It exists in the large veins near the heart, owing to the aspirating action of the thorax. **n. chemotaxis,** the absence of the power of attracting leukocytes and wandering cells, or their actual repulsion. **n. electricity,** static or frictional electricity. **n. electrode,** the electrode connected with the negative pole of a battery. **n. phase,** the temporary lessening of the amount of antitoxin in the serum immediately following a second inoculation See *opsonic index.* **n. pole,** the pole of a source of electricity to which the current returns after having passed through

a circuit outside of the source. **n. variation of the muscle-current,** a diminution in the strength of muscle-current during tetanic contraction.

negativism (*neg'-at-iv-izm*) [*negare*, to deny]. A symptom observed in some cases of so-called *catatonia attonita*, in which the patient exhibits no spontaneous movements, although his muscles spontaneously and powerfully antagonize any passive motion.

Negri bodies (*na'-gre*) [Luigi *Negri*, Italian physician 1876–1912]. Protozoon-like bodies found in the nerve-cells of animals with rabies.

negro lethargy (*ne'-gro*). *African lethargy, q. v.*

Negro sign (*ne'-gro*). When the eyeballs are turned upward, the excursion of the eyeball is exaggerated on the affected side; noted in facial paralysis.

Neisseria (*ni-ser'-e-ah*) [see *Neisser's coccus*]. A genus of diplococci characterized by their coffee-bean shape, the flat sides being in apposition.

Neisserieæ (*ni-ser-i'-e-e*) [*Neisser*]. A tribe of the coccaceæ; the *neisseria* and *gaffkya*.

Neisser's coccus (*ni'-ser*) [Albert Ludwig Siegmund *Neisser*, German physician, 1855–1916]. *Micrococcus gonorrhœæ.*

Neisser's stain (*ni'-ser*) [Max *Neisser*, German bacteriologist, 1869–] *For the nuclei of diphtheria bacilli.* It consists of 2 parts of solution (*a*) consisting of methylene blue 1 part, alcohol 20 parts, and one part of solution (*b*) consisting of crystal violet 1 part, absolute alcohol 10 parts, distilled water 300 parts. The after stain is made with chrysoidin.

Nélaton's catheter (*na-lah-ton(g)'*) [Auguste *Nélaton*, French surgeon, 1807–1873]. A soft-rubber catheter. **N.'s dislocation,** upward dislocation of the ankle, the astragalus being wedged in between the tibia and fibula. **N.'s fibers,** N.'s sphincter. **N.'s fold,** a transverse fold of mucosa at the junction of the middle and lower thirds of the rectum, about 10 to 11 centimeters above the anus. **N.'s hematocele,** hematoma of the Fallopian tube. **N.'s line,** a line drawn from the anterior superior spine of the ilium to the most prominent part of the tuberosity of the ischium; in dislocation of the femur backward the trochanter is always found above this line. **N.'s operation,** see under *operations*. **N.'s probe,** one that is capped with unglazed porcelain upon which a leaden ball makes a metallic streak **N.'s sphincter,** a circular bundle of rectal muscular fibers situated from 8 to 10 centimeters above the anus, on a level with the prostate. It is not constant, and when present it generally occupies only a part of the circumference of the bowel. **N.'s tumor,** desmoid tumor of the abdominal wall.

nelavan (*nel'-av-an*). See *African lethargy.*

nem [Ger. *Nahrung*, nourishment; *Einheit*, unit; *Milch*, milk]. A unit of food values; it is the caloric value of one 1 Gm. of mother's milk.

nematachometer (*nem-at-ak-om'-et-er*) [*νῆμα*, thread; *τάχος*, rapidity; *μέτρον*, a measure]. An instrument to measure the rapidity of transmission of impulses in peripheral nerves.

nemathelminth (*nem-ath-el'-minth*) [*νῆμα*, thread; *ἕλμινς*, worm]. Any nematode worm. The *nemathelminthes* (the round-worms, or thread-worms), form a class of *vermes*, many of which are endoparasitic.

Nematoblast (*nem'-at-o-blast*) [*νῆμα*, thread; *βλαστός*, a germ]. A spermatoblast.

nematocide (*nem-at'-o-sīd*) [*nematode; cædere*, to kill] 1. Destructive to nematodes. 2. An agent which will kill nematodes.

Nematoda (*nem-at-o'-dah*) [see *Nematode*]. A genus of worms, the threadworms, some of which are parasitic in man and the lower animals. The most important are *Anguillula, Ankylostoma, Ascaris, Eustrongylus, Filaria, Oxyuris, Strongylus, Trichina, Trichocephalus.*

nematode (*nem'-at-ōd*) [*νῆμα*, thread; *εἶδος*, like]. 1. Thread-like; belonging to or resembling the *Nematoda*, or threadworms; applied to threadworms, hairworms, roundworms, pinworms. 2. The threads formed by a serial arrangement of the granules of protoplasm.

nematodiasis (*nem-at-o-di'-as-is*). Infestation with nematodes.

nematoid (*nem'-at-oid*). See *nematode* (1).

nematospermia (*nem-at-o-spur'-me-ah*) [*νῆμα*, thread; *σπέρμα*, seed]. Spermatozoa with a long thread-like tail, such as those found in human semen. See spherospermia.

nembutal (*nem'-bu-tal*). A trade preparation. Sodium ethyl methyl butyl barbiturate used as a basal hypnotic in general anesthesia.

nemomena (*nem-o-me'-nah*) [*νέμεσθαι*, to devour; to spread]. Perforating ulcers.

Nencki's test for indol [Marcellus von *Nencki*. Polish physician, 1847–1901]. Treat with nitric acid containing nitrous acid; a red coloration or precipitate results.

neo- [*νέος*, new]. A prefix meaning new.

neoarsphenamine (*ne-o-ars-fen'-am-ēn*). Neosalvarsan of American manufacture.

neoarsycodil (*ne-o-ar-sik'-o-dil*). Sodium methylarsenite. It is used in tuberculosis. Dose ½–1½ gr. (0.02–0.1 Gm.) for five days, then omit for five days.

neoarthrosis (*ne-o-ar-thro'-sis*) [*neo-; ἄρθρον*, a joint]. A false joint.

neoblast (*ne'-o-blast*). See *parablast.*

neoblastic (*ne-o-blas'-tik*) [*neo-; βλαστός*, a germ]. Pertaining to, or of the nature of, new tissue.

neocincophen (*ne-o-sin'-ko-fen*). Novatophan.

neocytosis (*ne-o-si-to'-sis*) [*neo-; κύτος*, cell] Presence of immature corpuscles in the peripheral blood.

neodermin (*ne-o-der'-min*). An ointment containing difluordiphenyl, used on burns and ulcerated surfaces

neodiarsenol (*ne-o-di-ar'-sen-ol*). Trade name of a neosalvarsan of Canadian manufacture.

neodymium (*ne-o-dim'-e-um*) [*neo-; δίδυμος*, a twin]. According to Welsbach, a decomposition product of didymium forming red salts.

neoferrum (*ne-o-fer'-um*). Trade name of a preparation said to contain iron, arsenic, manganese, maltine, and sherry.

neoformation (*ne-o-form-a'-shun*). See *new-growth.*

neogala (*ne-og'-al-ah*) [*neo-; γάλα*, milk]. Same as colostrum.

neogenesis (*ne-o-jen'-e-sis*) [*neo-; γεννᾶν*, to produce]. Regeneration of tissues.

neogenetic (*ne-o-jen-et'-ik*). Relating to neogenesis; productive of new growth. **n. zone.** See under *zone.*

neohymen (*ne-o-hi'-men*) [*neo-; ὑμήν*, membrane]. A new or false membrane.

neokharsivan (*ne-o-kar'-se-van*). Trade name of a neosalvarsan of English manufacture.

neologism (*ne-ol'-o-jism*) [*neo-; λόγος*, a word]. Meaningless words uttered by the insane.

neomembrane (*ne-o-mem'-brān*). A new or false membrane.

neomorphism (*ne-o-mor'-fism*) [*neo-; μορφή*, form]. In biology, the development of a new form.

neon (*ne'-on*) [*νέος*, new]. A gaseous element discovered by Ramsay and Travers in 1908; it is associated with liquid argon.

neonatal (*ne-o-na'-tal*) [*neo-*; *natus*, born]. Pertaining to the newborn.

neonatus (*ne-on-a'-tus*) [*neo-*; *natus*, born: *gen. pl.*, *neonatorum*]. One newly born.

neonym (*ne'-on-im*) [*νέος*, new + *ὄνυμα*, name]. A new name given to any part, function, lesion, or disease.

neopallium (*ne-o-pal'-e-um*) [*neo-*; *pallium*, cloak]. The cerebral hemisphere with the exception of the rhinencephalon.

neopathy (*ne-op'-ath-e*) [*neo-*; *πάθος*, illness]. 1. A new or newly-discovered form of disease. 2. A recent complication or new condition of disease in a patient.

neophilism (*ne-off'-il-izm*) [*neo-*; *φιλεῖν*, to love]. Morbid or undue love of novelty.

neophobia (*ne-o-fo'-be-ah*) [*neo-*; *φόβος*, fear]. Insane dread of new scenes or of novelties.

neophrenia (*ne-o-fren'-e-ah*) [*neo-*; *φρήν*, mind]. Mental deterioration in early youth.

neopine (*ne-o-pīn*). Same as hydroxycodeine, a new amorphous alkaloid of opium.

neoplasia (*ne-o-pla'-ze-ah*) [*neo-*; *πλάσσειν*, to mold]. Forming of new tissue or of a tumor.

neoplasm (*ne'-o-plazm*). See *newgrowth*. **n., inflammatory fungoid**, mycosis fungoides.

neoplasmati. (*ne-o-plaz-mat'-ik*). Of the nature of neoplasm; neoplastic.

neoplastic (*ne-o-plas'-tik*) [*neoplasm*]. Pertaining to, or of the nature of, a neoplasm.

neoplasty (*ne'-o-plas-te*) [see *neoplasm*]. The restoration of lost tissue by a plastic operation.

neorobin (*ne-o-ro'-bin*). A reduction product of chrysarobin.

neosalvarsan (*ne-o-sal'-var-san*) [*neo-*; *salvarsan*]. A name given by Ehrlich to a modification of salvarsan; it forms a neutral solution in distilled water without the aid of any other solvent. It is also known as 914. It is weaker than salvarsan, and must be given in larger quantities

neosilvol (*ne-o-sil'-vol*). Trade name of a colloidal combination of silver iodide with a soluble protein base.

Neosporidia (*ne-o-spo-rid'-e-ah*) [*neo-*; *σπορός*, seed]. A class of Sporozoa which form spores without ending the life of the individual

neostomy (*ne-os'-to-me*) [*neo-*; *στόμα*, mouth]. The operative production of an opening into an organ or between two organs.

neostriatum (*ne-o-stri-a'-tum*). The caudate nucleus and putamen combined.

neothalamus (*ne-o-thal'-am-us*). The cortical portion of the optic thalamus.

neotin (*ne-o'-in*). Trade name of a food preparation containing albumin, lecithin and phosphorus.

neotophan (*ne-ot'-of-an*). Novatophan.

neotrepol (*ne-o-tre'-pol*). Trade name of 96% bismuth in a glucose solution.

nepenthe (*ne-pen'-the*) [*νηπενθής*, banishing sorrow]. Trade name of a deodorized preparation of opium.

nepeta (*nep'-et-ah*). Catnip or catmint, from *N. cateria*; used for children when a carminative or mild diaphoretic is indicated.

nephablepsia (*nef-ab-lep'-se-ah*). See *niphablepsia*

nephalism (*nef'-al-izm*) [*νηφαλισμός*, soberness]. Total abstinence from alcoholic liquors.

nephela (*nef'-el-ah*) [*νεφέλη*, cloud]. Leukoma; also cloudiness of the urine.

nephelium (*nef-e'-le-um*). See *nebula*.

nepheloid (*nef'-el-oid*) [*νεφέλη*, cloud; *εἶδος*, like]. Cloudy or turbid, as the urine under certain conditions.

nephelometer (*nef-el-om'-et-er*) [*νεφέλη*, cloud; *μέτρον*, measure]. An apparatus for ascertaining the number of bacteria in a suspension, or the turbidity of a fluid.

nephelometry (*nef-el-om'-et-re*). The determination of the degree of turbidity of a fluid.

nephelopia (*nef-el-o'-pe-ah*) [*νεφέλη*, cloud; *ὤψ*, eye]. Cloudy or dim vision, due to some diminution of the transparency of the ocular media.

nephradenoma (*nef-rad-en-o'-mah*) [*nephrus*; *ἀδήν*, gland; *ὄμα*, tumor; *pl.*, *nephradenomata*]. Adenoma of the kidney.

nephralgia (*nef-ral'-je-ah*) [*nephrus*; *ἄλγος*, pain]. Neuralgic pain in the kidney.

nephralgic crises (*nef-ral'-jik*). Ureteral paroxysms of pain in locomotor ataxia.

nephranuria (*nef-ran-ū'-re-ah*) [*nephrus*; *ἀν*, priv.; *οὖρον*, urine]. Suppression of the renal secretion.

nephrapostasis (*nef-rap-os'-tas-is*) [*nephrus*; *ἀπόστασις*, suppurative inflammation]. Abscess, or suppurative inflammation, of the kidneys.

nephrapragmonia (*nef-rap-rag-mo'-ne-ah*) [*nephrus*; *ἀ*, priv.; *πράγμων*, work]. Inactivity or torpidity of the kidneys.

nephrarctia (*nef-rark'-te-ah*) [*nephrus*; *arctus*, from *arcere*, to bind]. Contraction of the kidney.

nephratonia, nephratony (*nef-rat-o'-ne-ah*, *nef-rat'-on-e*) [*nephrus*; *ἀ*, priv.; *τόνος*, tone]. Atony or paralysis of the kidneys.

nephrauxe (*nef-rawks'-e*) [*nephrus*; *αὔξη*, increase] Enlargement of the kidney.

nephrectasia (*nef-rek-ta'-ze-ah*) [*nephrus*; *ἔκτασις*, dilatation]. Dilatation of a kidney.

nephrectomize (*nef-rek'-to-mīz*). To excise the kidney from.

nephrectomy (*nef-rek'-to-me*) [*nephrus*; *ἐκτομή*, excision]. Excision of the kidney. **n., abdominal**, nephrectomy performed through an abdominal incision. **n., lumbar**, nephrectomy through an incision in the loin.

nephredema (*nef-re-de'-mah*) [*nephrus*; *edema*] Edema of the kidneys.

nephrelcosis (*nef-rel-ko'-sis*) [*nephrus*; *ἕλκωσις*, ulceration]. Ulceration of the kidney.

nephrelcus (*nef-rel'-kus*) [*nephrus*; *ἕλκος*, an ulcer] An ulcer of the kidney.

nephremia, nephræmia (*nef-re'-me-ah*) [*nephrus*, *αἷμα*, blood]. Renal congestion.

nephremorrhagia (*nef-rem-or-a'-je-ah*) [*nephrus*; *αἷμα*, blood; *ῥηγνύναι*, to burst forth]. Hemorrhage from the kidney.

nephremphraxis (*nef-rem-fraks'-is*) [*nephrus*; *ἔμφραξις*, obstruction]. Obstruction of the vessels of the kidneys.

nephresia (*nef-re'-ze-ah*) [*νέφρός*, kidney]. Disease of the kidney.

nephretic (*nef-ret'-ik*) [*νεφρός*, kidney]. Affected with nephresia.

nephria (*nef'-re-ah*). See *Bright's disease*.

nephric (*nef'-rik*) [*nephrus*]. Pertaining to the kidney; renal.

nephridia (*nef-rid'-e-ah*). Plural of *nephridium*.

nephridion (*nef-rid'-e-on*). Same as *nephridium*.

nephridium (*nef-rid'-e-um*) [dim. of *νεφρός* kidney]. 1. The fat about the kidneys. 2. The suprarenal capsule. 3. A Wolffian tubule.

nephrin, nephrina (*nef'-rin, nef-ri'-nah*). See *cystin.*

nephrism (*nef'-rism*) [*nephrus*]. The grave condition of patients suffering from pronounced or advanced disease of the kidney.

nephritic (*nef-rit'-ik*) [see *nephritis*]. 1. Pertaining to nephritis. 2. Improperly, pertaining to the kidney; the correct term is nephric.

nephritides (*nef-rit'-id-ēz*). The plural of *nephritis;* a term embracing the various forms of nephritis.

nephritis (*nef-ri'-tis*) [*nephrus;* ιτις, inflammation]. Inflammation of the kidney. **n. caseosa,** cheesy degeneration of the kidney. **n., diffuse,** that involving both epithelial and connective-tissue elements of the kidney. **n., glomerular,** glomerulonephritis. **n., interstitial,** that involving the connective tissue chiefly; it may be acute or chronic. **n., interstitial, acute,** a form due to septic infection either through the blood, as in pyemia, or through extension along the ureter or from neighboring structures. **n., interstitial, chronic,** a form in which the kidney is small and hard, the capsule is adherent, the surface is granular and marked by cysts. The cortex is diminished in thickness. Syn., *granular or gouty kidney.* **n., metastatic,** that secondary to disease of another organ. **n., parenchymatous,** a form in which the inflammation affects the epithelium of the uriniferous tubules. Syn., *catarrhal nephritis; desquamative nephritis; tubular nephritis.* **n., parenchymatous, acute,** a form in which the kidney is enlarged, congested, its structural markings are obscured, the epithelium is in a state of cloudy swelling or fatty degeneration, and many tubules contain casts; in others the epithelium is desquamated. Syn., *acute Bright's disease.* **n., parenchymatous, chronic,** a variety in which the kidney is enlarged, pale or yellow, and soft; the epithelium presents an advanced stage of fatty degeneration. Casts are often present. Syn., *large white kidney.* **n., saturnine,** that due to chronic lead-poisoning. **n., scarlatinal,** an acute nephritis due to scarlatina. **n., trench,** acute form affecting soldiers in the trenches. **n., tubal,** inflammation of the renal tubes. **n., tuberculous,** that due to the presence of tubercle bacilli. It presents itself either in the form of caseating masses or cavities in the substance of the kidney, or as miliary tuberculosis of the organ. **n., typhoid.** See *nephrotyphus.* **n., uranium,** nephritis produced by the administration of uranium nitrate. **n., uratica,** gouty kidney, partial or more diffuse interstitial nephritis in arthritic subjects, due to deposition of urates.

nephro- (*nef-ro-*) [*nephrus*]. A prefix meaning pertaining to the kidney.

nephroabdominal (*nef-ro-ab-dom'-in-al*) [*nephro-; abdomen*]. Pertaining to kidneys and abdomen.

nephrocapsectomy, nephrocapsulectomy (*nef-ro-kap-sek'-to-me, nef-ro-kap-sū-lek'-to-me*) [*nephro-; capsula,* capsule; ἐκτομή, excision]. Excision of the capsule of the kidney.

nephrocapsulotomy (*nef-ro-kap-sū-lot'-om-e*). Incision of the renal capsule.

nephrocardiac (*nef-ro-kar'-de-ak*) [*nephro-; καρδία,* heart]. Pertaining to the kidney and the heart.

nephrocele (*nef'-ro-sēl*) [*nephro-; κήλη,* hernia]. Hernia of the kidney.

nephrochalazosis (*nef-ro-kal-as-o'-sis*) [*nephro-; χαλάζων,* nodule]. Granular kidney.

nephrocolic, nephrocolica (*nef-ro-kol'-ik, nef-ro-kol'-ik-ah*) [*nephro-; κωλικός,* colic]. Renal colic.

nephrocolopexy (*nef-ro-kol'-o-peks-e*) [*nephro-; κόλον,* colon; πῆξις, fixation]. The surgical anchoring of the kidney and colon by means of nephrocolic ligament.

nephrocoloptosis (*nef-ro-ko-lop-to'-sis*) [*nephro-; κόλον,* colon; πτῶσις, fall]. Downward displacement of the kidney and colon.

nephrocystanastomosis (*nef-ro-sist-an-as-to-mo'-sis*) [*nephro-; κύστις,* bladder; ἀναστόμωσις, an opening]. The surgical formation of an opening between the kidney and the urinary bladder.

nephrocystitis (*nef-ro-sis-ti'-tis*) [*nephro-; κύστις,* bladder; ιτις, inflammation]. Inflammation of both bladder and kidney.

nephrocystosis (*nef-ro-sis-to'-sis*) [*nephro-; κύστις,* cyst]. The condition of cystic kidney, or its formation.

nephroerysipelas (*nef-ro-er-is-ip'-el-as*). Simultaneous erysipelas and nephritis.

nephrogenic, nephrogenetic (*nef-ro-jen'-ik, nef-ro-jen-et'-ik*) [*nephro-; γεννᾶν,* to produce]. Of renal origin.

nephrogenous (*nef-roj'-en-us*) [*nephro-; γεννᾶν,* to beget]. Of renal origin.

nephrography (*nef-rog'-ra-fe*) [*nephro-; γράφειν,* to write]. A description of the kidneys.

nephrohemia, nephrohæmia (*nef-ro-he'-me-ah*). See *nephremia.*

nephrohydrops, nephrydrosis (*nef-ro-hi'-drops, nef-rid-ro'-sis*). See *hydronephrosis.*

nephrohydrosis (*nef-ro-hi-dro'-sis*). Hydronephrosis.

nephrohypertrophy (*nef-ro-hi-pur'-ro-fe*) [*nephro-; ὑπέρ,* over; τροφή, nourishment]. Hypertrophy of the kidney.

nephroid (*nef'-roid*) [*nephro-; εἶδος,* form]. Kidney-shaped; reniform; resembling a kidney.

nephrolith (*nef'-ro-lith*) [*nephro-; λίθος,* a stone]. A calculus of the kidney.

nephrolithiasis (*nef-ro-lith-i'-as-is*) [*nephro-; lithiasis*]. The formation of renal calculi, or the diseased state that leads to their formation.

nephrolithic (*nef-ro-lith'-ik*) [*nephro-; λίθος,* stone]. Pertaining to, or affected with, a nephrolith.

nephrolithocolica (*nef-ro-lith-o-kol'-ik-ah*) [*nephro-; λίθος,* stone; *κωλικός,* colic]. Renal colic due to stone.

nephrolithotomy (*nef-ro-lith-ot'-o-me*) [*nephro-; lithotomy*]. An incision of the kidney for the removal of a calculus.

nephrologist (*nef-rol'-o-jist*) [*nephro-; λόγος,* science]. A specialist in renal diseases.

nephrology (*nef-rol'-o-je*) [*nephro-; λόγος,* science]. The science of the anatomy, physiology, and diseases of the kidney.

nephrolysin (*nef-rol'-is-in*) [*nephro-; λύειν,* to loosen]. A toxic substance capable of disintegrating kidney cells.

nephrolysis (*nef-rol'-is-is*) [*nephro-; λύειν,* to loosen]. 1. The disintegration of the kidney by the action of a nephrolysin. 2. The operation of loosening an inflamed kidney from surrounding adhesions.

nephrolytic (*nef-ro-lit'-ik*). Pertaining to nephrolysis.

nephromalacia (*nef-ro-mal-a'-se-ah*) [*nephro-; μαλακία,* softness]. Softening, or abnormal softness, of the kidney.

nephromegalia (*nef-ro-meg-a'-le-ah*) [*nephro-; μέγας,* large]. Same as *nephrauxe.*

nephromegaly (*nef-ro-meg'-al-e*). See *nephromegalia.*

nephromere (*nef'-ro-mēr*) [*nephro-*; *μέρος*, part]. The part of the mesoblast from which the kidney is developed.

nephromiosis, nephromeiosis (*nef-ro-mi-o'-sis*) [*nephro-*; *μείων*, less]. Contraction of the kidney.

nephroncus (*nef-rong'-kus*) [*nephro-*; *ὄγκος*, tumor]. Tumor of the kidney.

nephroparalysis (*nef-ro-par-al'-is-is*) [*nephro-*; *paralysis*]. Paralysis of the kidney.

nephroparesis (*nef-ro-par'-es-is*) [*nephro-*; *paresis*]. Same as *nephroparalysis*.

nephropathy (*nef-rop'-ath-e*) [*nephro-*; *πάθος*, disease]. Any disease of the kidney.

nephropexy (*nef'-ro-peks-e*) [*nephro-*; *πῆξις*, fixation]. Surgical fixation of a floating kidney.

nephrophthisis (*nef-rof'-this-is*) [*nephro-*; *phthisis*]. Cheesy degeneration of the kidney; it is due to the presence of the tubercle bacillus.

nephroplegia (*nef-ro-ple'-je-ah*) [*nephro-*; *πληγή*, stroke]. Paralysis of the kidney.

nephrophlegmasia (*nef-ro-fleg-ma'-ze-ah*) [*nephro-*; *φλεγμασία*, inflammation]. Any inflammation of the kidney.

nephropoietin (*nef-ro-poi'-et-in*) [*nephro-*; *ποιεῖν*, to make]. A substance supposed to stimulate growth of renal tissue.

nephroptosis, nephroptosia (*nef-rop-to'-sis, nef-rop-to'-se-ah*) [*nephro-*; *πτῶσις*, a falling]. Prolapse of the kidney.

nephropyelitis (*nef-ro-pi-el-i'-tis*) [*nephro-*; *pyelitis*]. Inflammation of the pelvis of the kidney; pyelonephritis

nephropyeloplasty (*nef-ro-pi'-el-o-plas-te*) [*nephro-*; *pyelo-*; *πλάσσειν*, to mold]. A plastic operation on the pelvis of the kidney.

nephropyic (*nef-ro-pi'-ik*) [*nephro-*; *πύον*, pus]. Relating to suppuration of the kidney.

nephropyosis (*nef-ro-pi-o'-sis*). See *pyonephrosis*.

nephrorosein (*nef-ro-ro'-ze-in*) [*nephro-*; *rosein*]. A pigment found in the urine.

nephrorrhagia (*nef-ror-a'-je-ah*) [*nephro-*; *ῥηγνύναι*, to burst forth]. Renal hemorrhage.

nephrorrhaphy (*nef-ror'-a-fe*) [*nephro-*; *ῥαφή*, suture]. 1. The stitching of a floating kidney to the posterior wall of the abdomen or to the loin. 2. Suturing a wound in a kidney.

nephros (*nef'-ros*) [*νεφρός*, kidney]. The kidney.

nephrosclerosis, nephrosclerosis (*nef-ro-skle'-re-ah, nef-ro-skle-ro'-sis*) [*nephro-*; *σκληρός*, hard]. Induration of the kidney.

nephrosis (*nef-ro'-sis*). Any renal disease. **n., Epstein's**, a form of chronic tubular nephritis due to disordered metabolism and associated with endocrine disturbance.

nephrospasis, nephrospasia (*nef-ro-spa'-sis, nef-ro-spa'-se-ah*) [*nephro-*; *σπᾶν*, to draw]. Extreme renal mobility. The organ hangs by its pedicle, and strains the contained vessels and nerves.

nephrospastic (*nef-ro-spas'-tik*) [*nephro-*; *σπᾶν*, to wrench]. Pertaining to spasm of the kidney.

nephrostegnosis (*nef-ro-steg-no'-sis*) [*nephro-*; *στεγνοῦν*, to cover]. Cirrhosis of the kidney.

nephrostome, nephrostoma (*nef'-ros-tōm, nef-ros-to'-mah*) [*nephro-*; *στόμα*, a mouth]. The internal mouth of a Wolffian tubule.

nephrostomy (*nef-ros'-to-me*) [see *nephrostome*]. The formation of a fistula leading to the pelvis of the kidney.

nephrotome (*nef'-ro-tōm*) [*nephro-*; *τόμος*, a slice]. The structure from which the excretory ducts of the kidneys are developed; nephromere, *q. v.*

nephrotomy (*nef-rot'-o-me*) [*nephro-*; *τομή*, a cutting]. 1. Incision of the kidney. 2. Often wrongly used to denote an exploratory incision to expose the kidney without cutting the kidney itself. **n., abdominal**, one through an abdominal incision. **n., lumbar**, one through an incision in the loin.

nephrotoxic (*nef-ro-tok'-sik*). 1. Pertaining to nephrotoxin. 2. Destructive to the kidney cells; nephrolytic.

nephrotoxin (*nef-ro-toks'-in*) [*nephro-*; *τοξικόν*, a poison]. A cytotoxin which has a specific action on the cells of the kidney.

nephrotresis (*nef-ro-tre'-sis*) [*nephro-*; *τρῆσις*, piercing]. Establishing a permanent opening in the kidney and suturing the edges of the kidney incision to the edges of the external incision.

nephrotuberculosis (*nef-ro-tū-ber-kū-lo'-sis*). See *nephrophthisis*.

nephrotyphoid (*nef-ro-ti'-foid*) [*nephro-*; *typhoid*]. Enteric fever with renal complications.

nephrotyphus (*nef-ro-ti'-fus*) [*nephro-*; *typhus*]. Typhus fever with renal hemorrhage.

nephroureterectomy (*nef-ro-ū-re-te-rek'-to-me*) [*nephro-*; *ureterectomy*]. The excision of the kidney and whole ureter at one operation.

nephrozymase (*nef-ro-zi'-mās*) [*nephro-*; *ζύμη*, leaven]. A gum resembling diastase sometimes found in urine.

nephrozymosis (*nef-ro-zi-mo'-sis*) [*nephro-*; *zymosis*]. The condition due to or favoring zymotic disease of the kidney.

nephrus (*nef'-rus*) [*νεφρός*]. The kidney.

nephrydrops, nephrydrosis (*nef'-rid-rops, nef-rid-ro'-sis*). See *hydronephrosis*. **n., subcapsular**, a large collection of urine between the kidney and its capsule.

nephrydrotic (*nef-rid-rot'-ik*). Relating to nephrydrosis.

nepiology (*ne-pe-ol'-o-je*) [*νήπιος*, an infant; *λόγος*, a discourse]. That branch of pediatrics which treats of young infants.

nerianthin, neriantin (*ne-re-an'-thin, -tin*). A crystalline glucoside obtained from the leaves of *Nerium oleander*.

neriin (*ne'-ri-in*). A glucoside from the leaves of *Nerium oleander*, apparently identical with digitalein. Used as a heart stimulant and tonic.

neriodorein (*ne-re-o-do'-re-in*). Same as *nerstin*.

Nerium (*ne'-re-um*) [*νήριον*, oleander]. The leaves and bark of *N. oleander*. The extractive principles, in small doses act as a cardiac tonic, resembling digitalis. Dose of the *extract* ¼–½ gr. (0.02–0.04 Gm.). The tincture may be given cautiously in one-drop doses, gradually increased

Nernst lamp (*nairnst*) [Walter *Nernst*, German physicist, 1864–]. An incandescent electric lamp with filaments of metallic oxides.

neroli (*ner'-o-le*) [Fr.]. Oil of orange-flowers.

nerval (*ner'-val*) [*nervus*, a nerve]. Pertaining to a nerve or nerves.

nerve, nervus (*nerv, ner'-vus*) [*nervus*, nerve]. An elongated, cord-like structure made up of aggregations of nerve-fibers and having the property of transmitting nervous impulses. **n., accelerator**, the cardiac sympathetic nerve, stimulation of which causes acceleration of the heart's action. **n., afferent**, one that transmits impulses from the periphery to the central nervous system. **n.-bulb.** See *end-bud* and *motorial end-plate*. **n.-bulb, terminal.** See *Krouse's corpuscles*. **n.s, bulbous**, amputation neuromata, round growths which form on the divided extremities of the nerves in the stumps left after amputation. **n., calorific**, a nerve stimulation of which increases the heat of the parts to which it is distributed. **n.-cavity**, the pulp cavity of a

tooth. **n.-cell,** a mass of protoplasm containing a large vesicular nucleus within which lies a well-marked nucleolus. Nerve-cells have one or more elongated processes, and in accordance with the number of these are designated *unipolar, bipolar,* or *multipolar.* The processes are of two kinds: the axis-cylinder process and the protoplasmic processes. The *axis-cylinder* (*Deiters'*) *process* either becomes an axis-cylinder

depressor, an afferent nerve, irritation of which depresses or inhibits the vasomotor center. **n., efferent,** one carrying impulses from the central nervous system to the periphery. **n.-endings,** the terminations of nerves at the periphery or in the nerve-centers. **n., exodic,** an afferent or centripetal nerve. **n., exodic,** an efferent or centrifugal nerve. **n. of expression,** the facial nerve. **n.-fiber,** a fiber having

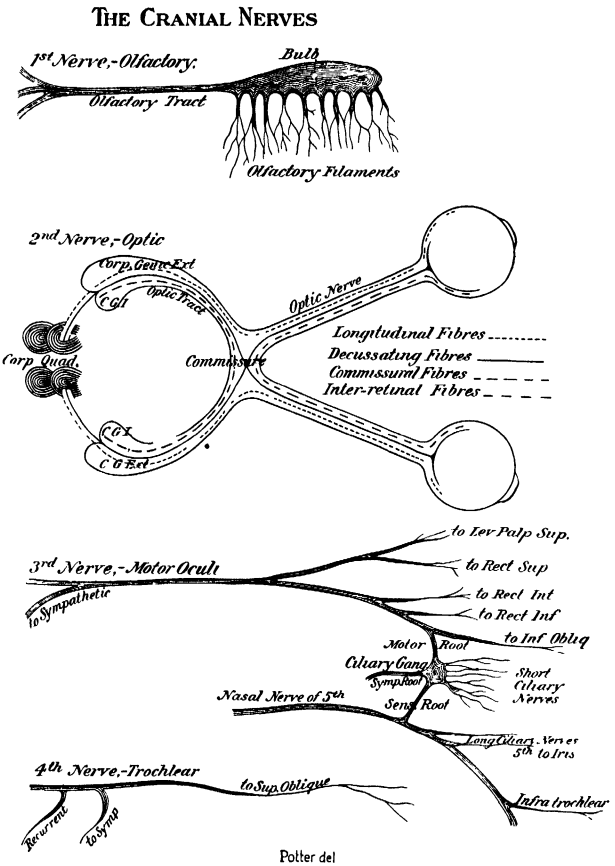

of a nerve-fiber, or divides within the gray matter into delicate filaments; it gives off minute branches termed *collaterals;* the other processes are supposed to have nutritive and conducting functions. **n.-center,** a group of nerve-cells acting together in the performance of a function. **n., centrifugal.** See *n., efferent.* **n., centripetal.** See *n., afferent.* **n.-corpuscles.** 1. Same as *nerve-cells, q. v.* 2. Nucleated corpuscles lying between the neurilemma and the medullary sheath of medullated nerve-fibers. **n., cranial,** a nerve arising directly from the brain and making its exit through a foramen in the skull. **n.,**

the property of conducting invisible or molecular waves of stimulation from one part of an organism to another, and so establishing physiological continuity between such parts without the necessary passage of waves of contraction. There are two kinds of nerve-fibers: the *medullated,* or myelinic, and the *nonmedullated,* or amyelinic. A typical medullated fiber consists of the *axis-cylinder,* which may be surrounded by a sheath, the *axilemma;* the *medullary sheath,* or white substance of Schwann; the *neurilemma,* or sheath of Schwann. The non-medullated, pale, or Remak's fibers do not possess a medullary

sheath, but consist only of axis-cylinder and neurilemma. The nerve-corpuscles are more abundant than in medullated nerve-fibers. **Medullated nerve-fibers** are found in the cerebrospinal nerves, while nonmedullated fibers occur in the sympathetic nerves and tend to form *plexuses*. **n., frigorific,** a sympathetic nerve stimulation of which causes a fall of temperature; the vasoconstrictor nerves are frigorific nerves. **n.-grafting,** the transplanting of a portion of healthy nerve from an animal to man, to reestablish the continuity of a divided nerve. Syn., *neuroplasty*. **n.-head,** the optic disc or papilla. **n. hillock,** a slight elevation observed where a nerve-fiber enters a muscle. **n., inhibitory,** one the stimulation of which inhibits or lessens the activity of an organ. **n., mixed,** one made up of both afferent and efferent fibers. **n., motor,** one containing only or chiefly motor fibers. **n.-papillæ,** papillæ of the skin containing tactile corpuscles, nervous plexuses, or Krause's corpuscles and sometimes blood-vessels. **n.-plexus,** a grouping of nerves. **n., pressor,** an afferent nerve, irritation of which stimulates the vasomotor center. **n.-process,** the axis-cylinder process of a neuron. **n., secretory,** an efferent nerve, stimulation of which causes increased activity of the gland to which it is distributed. **n., sensory.** Same as *n., afferent*. **n., spinal,** one of those arising from the spinal cord and making its exit through an intervertebral foramen. There are 31 pairs of spinal nerves. **n.-storm,** a sudden outburst or paroxysm of nervous disturbance. **n.-stretching,** mechanical elongation or tension of a nerve for the relief of neuralgia, spasmodic contraction, and other pathological conditions. **n.-suture,** neurorrhaphy. **n., sympathetic,** one of a system of nerves distributed chiefly to the blood-vessels and to the viscera. See *sympathetic*. **n., thermic.** Same as *n., calorific*.

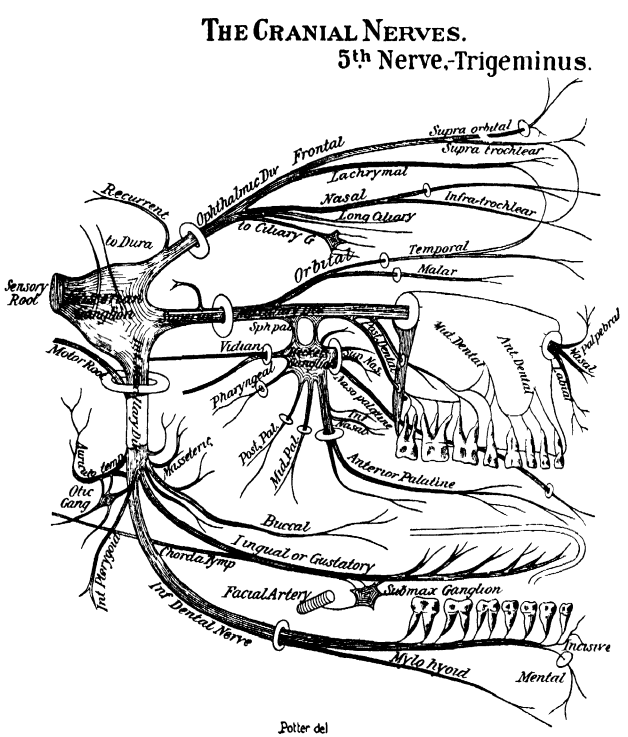

n.-tire, neurasthenia. **n.-tree,** a neurodendrite. **n., trisplanchnic,** the system of sympathetic nerves. **n., trophic,** a nerve, the function of which is to preside over the nutrition of the part to which it is distributed. **n. tumor,** a neuroma. **n.-unit,** a neuron. **n., vasoconstrictor.** See *n., vasomotor*. **n., vasodilator.** See *n., vasomotor*. **n., vasomotor,** any one of the nerves controlling the caliber of the blood-vessels; they are of two kinds—those stimulation of which causes contraction of the vessels—*vasoconstrictor nerves*— and those stimulation of which causes active dilation—*vasodilator nerves*. Ordinarily vasomotor is synonymous with vasoconstrictor.

The Cranial Nerves.

7th Nerve - Facial, or Portia Dura.

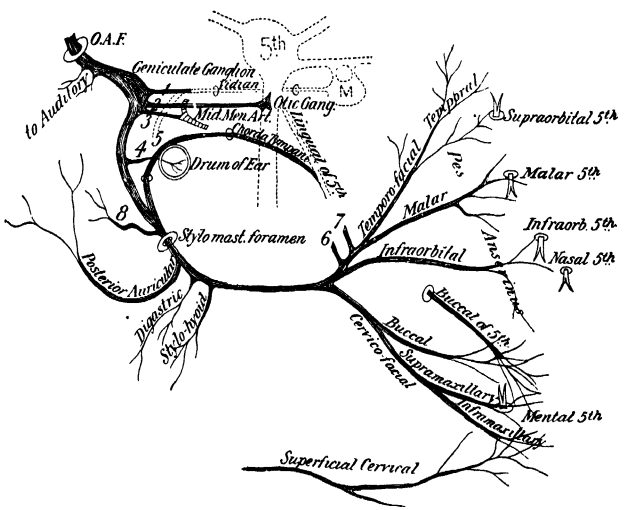

References

1. *Large Superf. Petrosal, to form Vidian with No. 5.*
2. *Small Superf. Petrosal, to Optic Ganglion.*
3. *External Superf. Petrosal, to Plexus on Mid. Meningeal Artery.*
4. *Tympanic Br. to Stapedius, etc.*
5. *Br. From Carotid Plexus, Making Vidian, with No. 1.*
6. *7. Brs. to Auriculo-Temporal of 5th.*
8. *Br. to Auricular of Vagus.*

M. The Ganglion of Meckel.

O. A. F. Orifice of Aquæductus Fallopii.

Potter del.

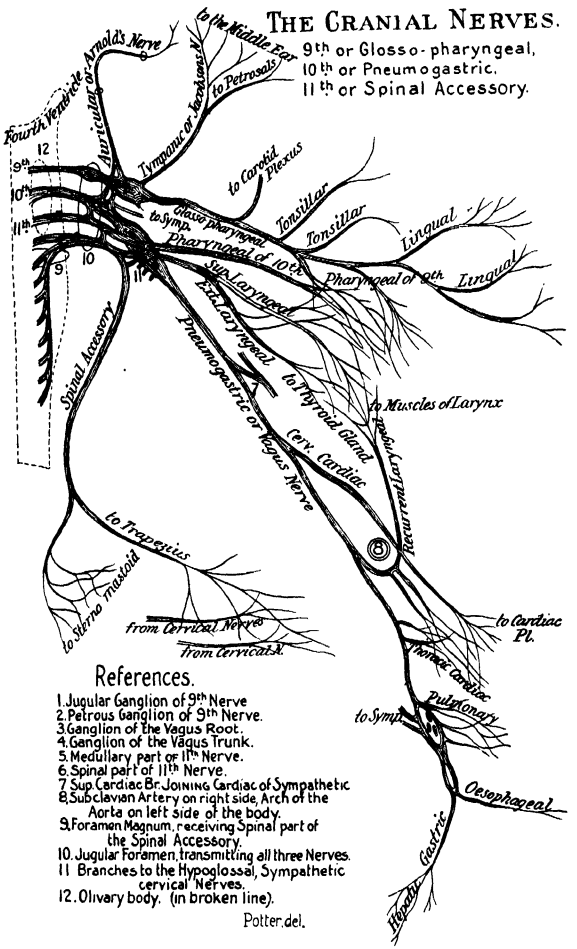
THE CRANIAL NERVES.
9th or Glosso-pharyngeal,
10th or Pneumogastric.
11th or Spinal Accessory.
Fourth Ventricle
Arnold's Nerve
Auricular or Jacobson's
to the Middle Ear
to Petrosal
Tympanic or Jacobson's
to Carotid Plexus
Tonsillar
Tonsillar
Lingual
Lingual
Pharyngeal of 10th
Pharyngeal of 9th
Sup. Laryngeal
Ext. Laryngeal
Pneumogastric or Vagus Nerve
to Thyroid Gland
to Muscles of Larynx
Recurrent Laryngeal
Cerv. Cardiac
Spinal Accessory
to Trapezius
to Sterno mastoid
from Cervical Nerves
from Cervical N.
to Cardiac Pl.
Thoracic Cardiac
Pulmonary
to Symp.
Oesophageal
Gastric
Hepatic
References.
1. Jugular Ganglion of 9th Nerve
2. Petrous Ganglion of 9th Nerve.
3. Ganglion of the Vagus Root.
4. Ganglion of the Vagus Trunk.
5. Medullary part of 11th Nerve.
6. Spinal part of 11th Nerve.
7. Sup. Cardiac Br. Joining Cardiac of Sympathetic
8. Subclavian Artery on right side, Arch of the Aorta on left side of the body.
9. Foramen Magnum, receiving Spinal part of the Spinal Accessory.
10. Jugular Foramen, transmitting all three Nerves.
11. Branches to the Hypoglossal, Sympathetic cervical Nerves.
12. Olivary body. (in broken line).
Potter.del.

THE CRANIAL NERVES

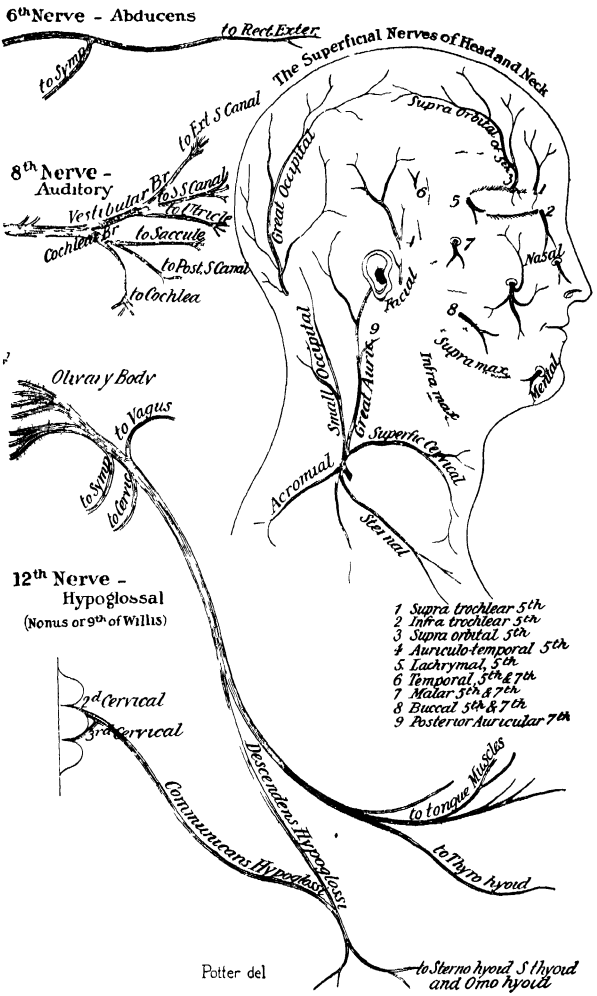

The Spinal Nerves.

Cervical Plexus

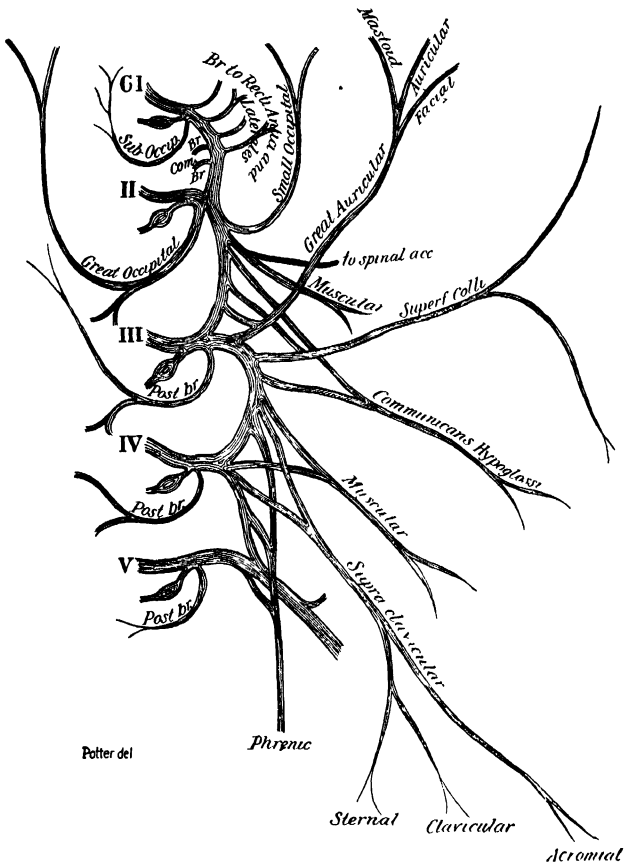

The Cervical Plexus { lies upon the { Scalenus Medius and / Levator anguli Scapulae } Muscles
is covered by the Sterno Cleido Mastoid Muscle

THE SPINAL NERVES

Brachial Plexus

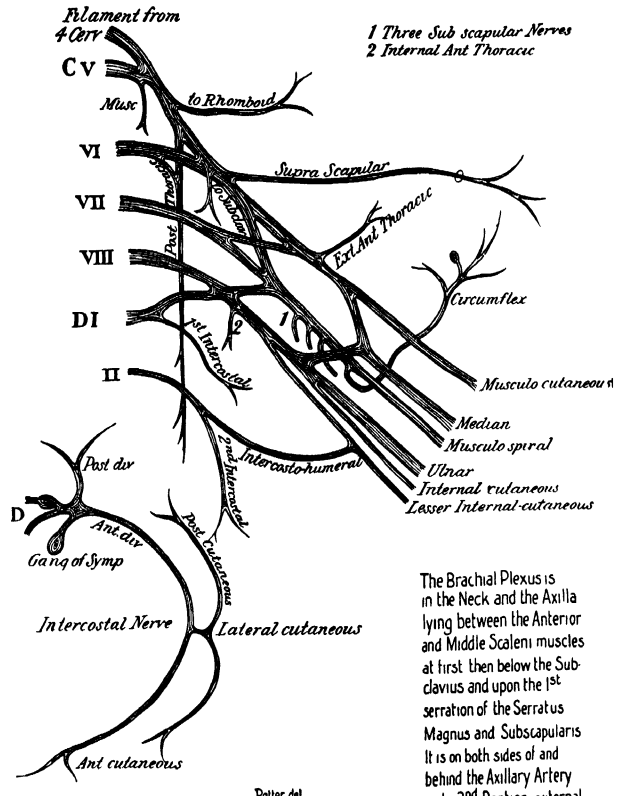

The Brachial Plexus is in the Neck and the Axilla lying between the Anterior and Middle Scaleni muscles at first then below the Subclavius and upon the 1st serration of the Serratus Magnus and Subscapularis It is on both sides of and behind the Axillary Artery in its 2nd Portion external thereto in its 1st Portion

THE SPINAL NERVES.

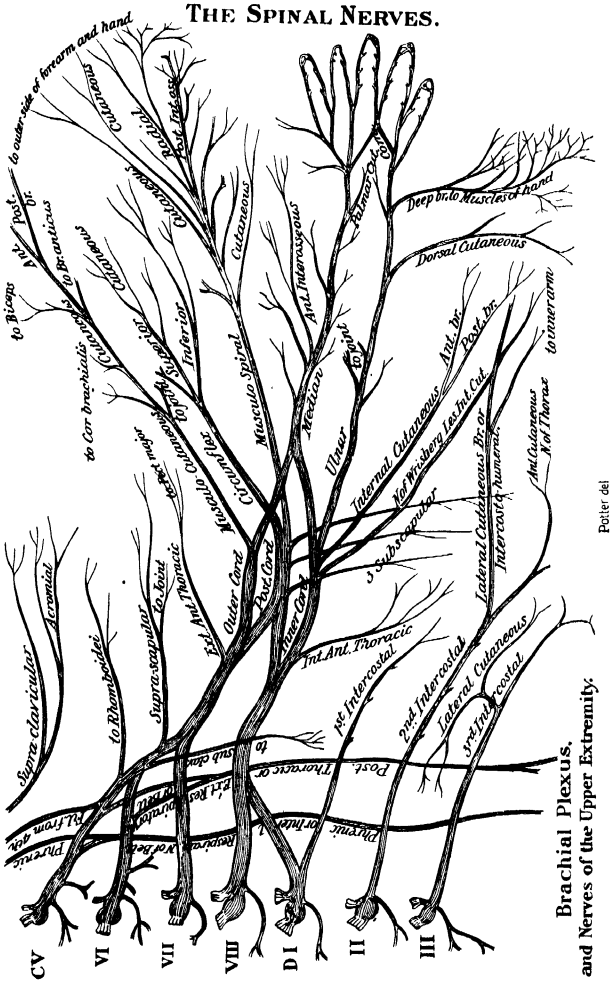

Brachial Plexus,
and Nerves of the Upper Extremity.

Potter del

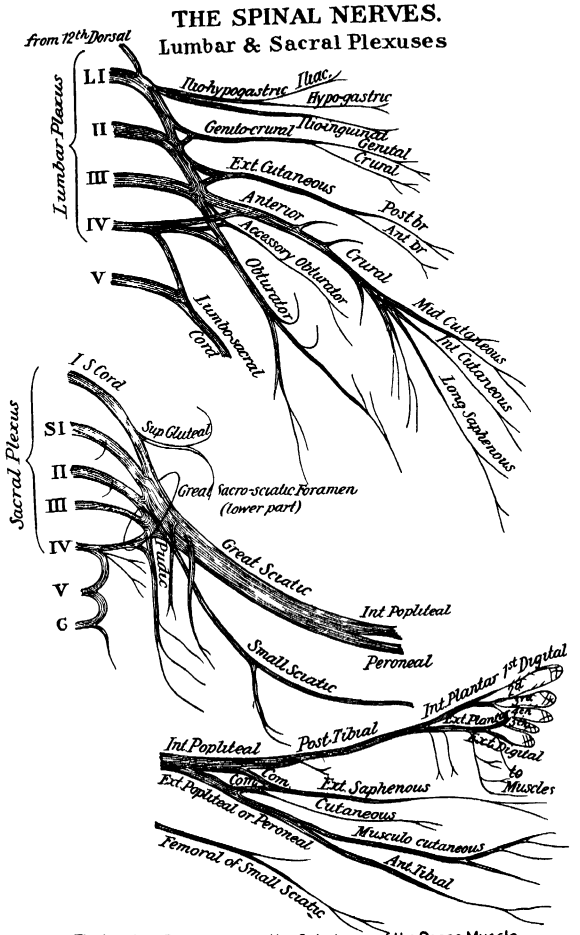

The Lumbar Plexus lies in the Substance of the Psoas Muscle

The Sacral Plexus { Lies upon the Pyriformis Muscle in the Pelvis and is covered by the Pelvic Fascia and the Sciatic and Pudic Arteries

Potter del

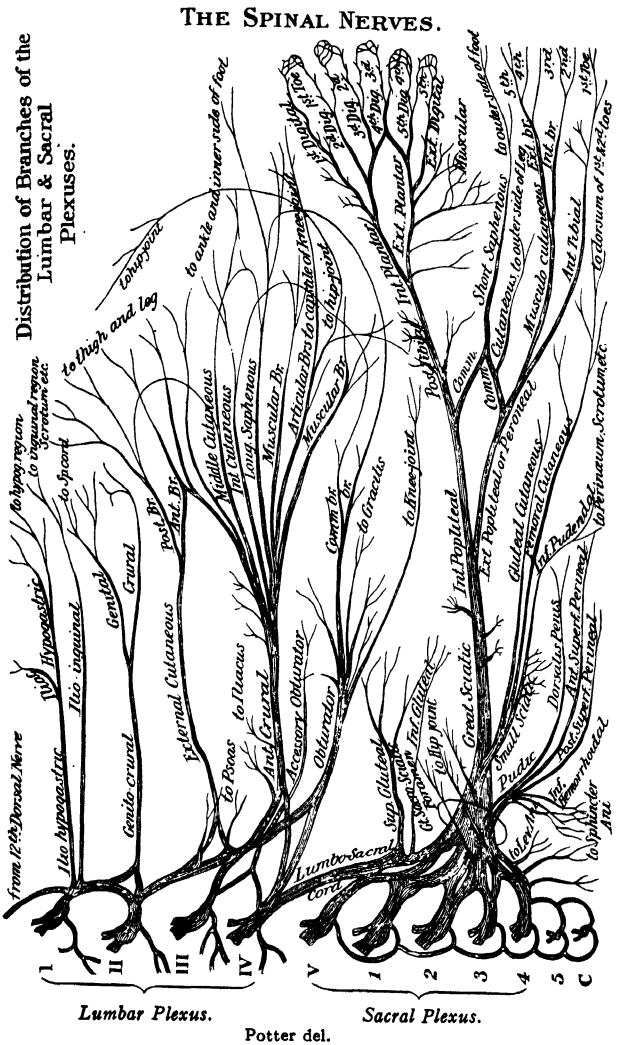
THE SPINAL NERVES.
Distribution of Branches of the Lumbar & Sacral Plexuses.
Lumbar Plexus.
Sacral Plexus.
Potter del.

THE SYMPATHETIC SYSTEM OF NERVES.

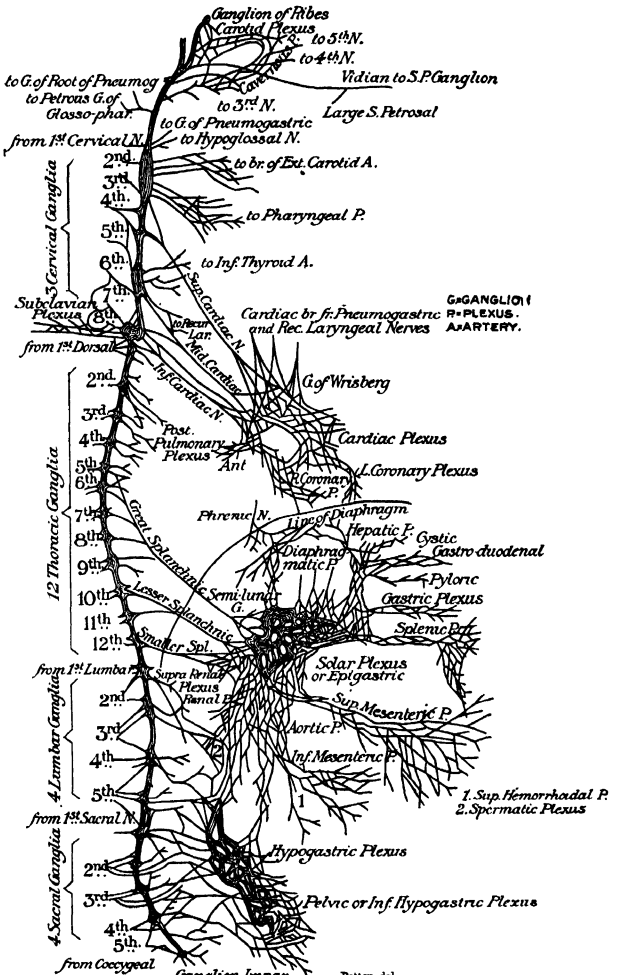

A TABLE OF THE NERVES (ARRANGED ALPHABETICALLY)

Name	*Function*	*Origin*	*Distribution*	*Branches*
Abdominal .	Sensation and motion	Vagus	Surface of stomach	Filaments
Abducens (sixth cranial)	Motion	Fourth ventricle	External rectus of eye	None
Articular	Trophic, sensory (?)	Anterior crural	Knee-joint	Capsular, synovial
Articular (two)	Trophic, sensory (?)	Ulnar	Elbow-joint	Filaments
Auditory (eighth cranial portio mollis of seventh) *Acoustic*	Hearing	Restiform body	Internal ear	Vestibular cochlear
Auricular	Sensation	Lesser occipital	Integument of posterior and upper portion of pinna	
Auricular (anterior)	Sensation	Inferior maxillary	Integument of external ear	
Auricular (Arnold s)	Sensation	Vagus	External ear	Filaments
Auricular (posterior)	Motion	Facial	Retrahens aurem occipitofrontalis	Auricular occipital
Auricularis magnus	Sensation	Cervical plexus, second and third cervical	Parotid gland, face ear	Facial mastoid, and auricular
Auriculotemporal	Sensation	Inferior maxillary	Pinna and temple	Anterior and posterior temporal
Axillary	See *Circumflex*			
Bigeminal	The third ventral sacral nerve			
Buccal	Motion	Facial	Buccinator and orbicularis oris muscles	
Buccal long *Buccinator*	Sensation (Motion ?)	Inferior maxillary	Cheek	Superior and inferior buccinator and external pterygoid
Calcanean, internal	Sensation	Posterior tibial	Fascia and integument of heel and sole	
Canalis pterygoidei	See *Vidian nerve*			
Cardiac (cervical and thoracic)	Inhibition	Vagus	Heart	Branches of the cardiac plexuses
Cervical (eight)	Motion and sensation	Cord	Trunk and the upper extremities	Anterior and posterior divisions See *Plexus*
Cervical first (anterior division)	Motion and sensation	Cord	Rectus lateralis and the two anterior recti	Filaments to pneumogastric hypoglossal sympathetic
Cervical first (posterior division)	Motion and sensation	Cord	Recti obliqui com plexus	Communicating and cutaneous filaments
Cervical second (anterior division)	Motion and sensation	Cord	Communicating	Ascending descending communicating and filaments
Cervical second (posterior division)	Motion and sensation	Cord	Oblique inferior scalp ear complexus splenius trachelo mastoid	Internal or occipitalis major and external
Cervical third (anterior division)	Motion and sensation	Cord	Communicating	Ascending descending communicating filaments
Cervical third (posterior division)	Motion and sensation	Cord	Occiput etc splenius complexus etc	Internal external and filaments

A TABLE OF THE NERVES (ARRANGED ALPHABETICALLY).—(*Continued*)

Name	*Function*	*Origin*	*Distribution*	*Branches*
Cervical, fourth (anterior division).	Motion and sensation	Cord	Shoulder and communicating.	Communicating filaments, muscular, etc
Cervicals, fifth to eighth (anterior division)	Motion and sensation.	Cord	Brachial plexus	Communicating.
Cervicals, fourth to eighth (posterior division).	Motion and sensation	Cord	Muscles and skin of the neck.	Internal and external branches.
Cervicofacial	Motion	Facial	Lower part of the face and part of the neck	Buccal, supramaxillary, inframaxillary.
Chorda tympani	Sensation (?)	Facial	Tongue	Filaments
Ciliary	Sensation, nutrition, motion	Ciliary ganglion	Eyeball, iris, etc	
Circumflex *Axillary.*	Motion and sensation	Brachial plexus	Teres minor and deltoid	Upper and lower
Cluniun inferior medialis.	See *Cutaneous, perforating.*			
Coccygeal	Motion	Coccygeal	Coccygeus and gluteus maximus.	
Cochlear (*root of acoustic*)	Hearing	Auditory	Cochlea.	
Colli, superficialis *Cutaneus colli*	Sensation	Cervical plexus	Platysma myoides and anterolateral parts of the neck	Ascending and descending branches and filament.
Communicans noni or hypoglossi *Communicans cervicalis*	Motion and sensation.	Second cervical, third cervical	Descendens noni	Omohyoid and filaments
Communicating	Motion and sensation	Cervical plexus	Spinal accessory	Branches.
Communicating	Sensation and motion	First and second cervical	Pneumogastric, hypoglossal, sympathetic.	Three branches and filaments
Communicans peronei, or fibularis	See *Peroneal, communicating*			
Crural	Sensation	Genitocrural	Skin, upper and central part of anterior aspect of thigh.	
Crural (anterior). *Femoral*	Motion and sensation	Lumbar plexus, second, third, and fourth lumbar nerves.	Thigh	Middle and internal cutaneous, long saphenous, muscular, articular
Cutaneous	Sensation	Musculospiral	Skin of the arm, radial side of the forearm.	One internal, two external
Cutaneous	Sensation	Ulnar	Wrist and palm	First and palmar cutaneous.
Cutaneous (cervical)	See *Colli, superficialis*			
Cutaneous (dorsal)	Sensation	Ulnar	Little finger and ring-finger	Filaments and communicating branches
Cutaneous (external)	Sensation	Second and third lumbar.	Skin of the thigh	Anterior, posterior.
Cutaneous (internal)	Sensation	Brachial plexus	Forearm	Anterior and posterior branches and filaments.

A TABLE OF THE NERVES (ARRANGED ALPHABETICALLY).—(*Continued*)

Name	*Function*	*Origin.*	*Distribution*	*Branches*
Cutaneous (lesser internal or medial) ("Wrisberg").	Sensation.....	Brachial plexus.....	Inner side of the arm.	Filaments.
Cutaneous (middle and internal).	Sensation. (Motion?).	Anterior crural..	Thigh and communicating	Communicating and filaments.
Cutaneous, perforating. *Inferior medial of the buttock.*	Sensation.....	Fourth sacral. . .	Integument covering gluteus maximus.	
Dental (inferior).....	Sensation	Inferior maxillary	Teeth, muscles, gland.	Mylohyoid, incisor mental, dental.
Dentals (posterior and anterior).	Sensation	Superior maxillary.	Teeth.....	Filaments
Depressor.....	Lowering of the blood-pressure.	In the rabbit, from the vagus.	Heart.	
Descendens hypoglossi.	Motor..... ...	Cervical plexus .	Omohyoid, sternohyoid, sternothyroid, thyrohyoid, geniohyoid, hyoglossus, and muscles of the tongue.	
Descendens noni.	See *Descendens hypoglossi.*			
Digastric.....	Motion..... .	Facial	Posterior belly of the digastric.	Filaments.
Dorsal, twelve (anterior and posterior divisions).	Motion and sensation	Cord	Muscles and skin of the chest and trunk.	External, internal cutaneous, etc
Dorsal (of penis)....	Sensation.....	Pudic..... ...	Penis.	
Esophageal.....	Motion	Pneumogastric.....	Stomach.	Esophageal plexus
Facial	Sensation.	Great auricular.....	Skin over parotid.	
Facial (seventh cranial, portio dura).	Motion.....	Fourth ventricle.....	Face, ear, palate, tongue.	Petrosals, tympanic, chorda tympani, posterior auricular, digastric, stylohyoid, temporofacial, cervicofacial
Femoral.....	See *Crural, anterior.*			
Femoral, posterior cutaneous.	See *Sciatic, small.*			
Fibular, communicating.	See *Peroneal, communicating.*			
Frontal.....	Sensation..... ...	Ophthalmic.	Forehead and eyelids.	Supraorbital, supratrochlear.
Furcalis.....	A branch from the fourth lumbar to the lumbosacral cord.			
Gastric.	Motion	Pneumogastric.. ...	Stomach.....	Filaments.
Genital...	Motion and sensation.	Genitocrural.....	Cremaster muscle.	
Genitocrural. *Genitofemoral.*	Motion and sensation.	First and second lumbar.	Cremaster and the thigh.	Genital, crural, communicating.
Glossopharyngeal, ninth cranial.	Sensation and taste, motion.	Fourth ventricle.. .	Tongue, middle ear, tonsils, pharynx, meninges.	Tympanic, carotid, pharyngeal, muscular, tonsillar, lingual.
Gluteal (inferior)....	Motion.....	Sacral plexus (second and third sacral nerves).	Gluteus maximus.	

A TABLE OF THE NERVES (ARRANGED ALPHABETICALLY) —(*Continued*)

Name	*Function*	*Origin*	*Distribution*	*Branches*
Gluteal (superior)	Motion	Sacral plexus	Gluteı tensor vaginæ femoris	Filaments
Gustatory	Taste and sensation	Inferior maxillary	Tongue and mouth	Branches and filaments
Hemorrhoidal (inferior)	Sensation and motion	Pudic	External sphincter ani and adjacent integument	
Hepatic	(?)	Pneumogastric	Liver	Hepatic plexus
Hypogastric	Sensation	Iliohypogastric	Skin about external abdominal ring	
Hypoglossal twelfth cranial	Motion	Floor of fourth ventricle	Hypoglossus and hyoid muscles	Descendens noni muscular thyrohyoid
Iliac	Sensation	Iliohypogastric	Integument covering forepart of gluteal region	
Iliac	Sensation	Last dorsal	Integument covering forepart of gluteal region	
Iliohypogastric	Motion and sensation	First lumbar	Abdominal and gluteal regions	Iliac hypogastric, communicating
Ilioinguinal	Motion and sensation	First lumbar	Inguinal region and the scrotum	Muscular cutaneous and communicating
Incisive	Sensation	Inferior dental	Canine and incisor teeth and corresponding portion of gums	
Inframaxillary	Motion	Facial (cervical branch)	Platysma myoides	
Infraorbital	Sensation	Superior maxillary	Nose and lip	Palpebral nasal, labial
Infratrochlear	Sensation	Nasal	Skin and conjunctiva of inner part of eye lacrimal sac	
Intercostal	Motion and sensation	Spinal cord	Muscles and integument of thorax	Muscular anterior and lateral cutaneous
Intercostohumeral *Intercostobrachialis*	Sensation	Second intercostal	Integument of upper two thirds of inner and posterior part of arm	
Interosseous (anterior)	Motion	Median	Deep muscles of fore arm	Branches and filaments
Interosseous (posterior)	Motion and sensation	Musculospiral	Carpus and radial and post brachial region	Branches and filaments
Ischiadicus	See *Sciatic great*			
Labial	Motion and sensation	Superior maxillary	Muscles and mucous membrane of lips	
Lacrimal	Sensation	Ophthalmic	Gland and conjunctiva	Filaments
Laryngeal (recurrent or inferior)	Motion	Pneumogastric	Larynx	Branches to all the muscles except cricothyroid
Laryngeal (superior)	Sensation and motion	Pneumogastric	Larynx	External—cricothyroid muscle and thyroid gland Internal—mucous membrane, of larynx, etc

A TABLE OF THE NERVES (ARRANGED ALPHABETICALLY).—(*Continued*)

Name	*Function*	*Origin*	*Distribution*	*Branches*
Lingual	Motion and sensation.	Facial	Mucous membrane of tongue, palatoglossus and styloglossus muscles.	
Lingual	Sensation	Glossopharyngeal	Circumvallate papillas and glands of tongue.	
Lingual	See *Gustatory*			
Lumbar (five)	Motion and sensation	Cord	Lumbar and genital tissues, etc.	Anterior and posterior divisions, lumbar plexus, etc.
Malar *Zygomatic.*	Motion	Facial	Lower part of orbicularis palpebrarum and eyelids	
Malar. *Zygomaticofacialis.*	Sensation	Orbital	Skin over malar bone	
Mandibular	See *Maxillary, inferior*			
Masseteric	Motor	Inferior maxillary	Masseter muscle (and temporal ?).	Filaments.
Mastoid	Motion	Lesser occipital	Skin over mastoid process	
Mastoid	Sensation	Great auricular	Skin over mastoid process	
Maxillary (inferior) *Mandibular.*	Sensation motion, and taste	Trigeminus	Muscles of mastication ear cheek tongue teeth.	Masseteric, auriculotemporal buccal, gustatory, inferior dental
Maxillary (superior) *Maxillary.*	Sensation	Trigeminus	Cheek face teeth	Orbital sphenopalatine dentals, infraorbital
Median	Motion and sensation.	Brachial plexus	Pronator radii teres, flexors, two lumbricales, fingers, palm, etc.	Muscular, anterior interosseous, palmar cutaneous
Meningeal	Sensation	Glossopharyngeal	Pia and arachnoid	
Meningeal	Sensation	Hypoglossal	Dura	
Meningeal	Sensation	Vagus	Dura around lateral sinus	
Meningeal, recurrent. *Spinosus.*	Sensation	Inferior maxillary	Dura and mastoid cells.	
Mental	Motion and sensation.	Inferior maxillary	Mucous membrane of lower lip and chin	
Motor oculi (third cranial). *Oculomotor*	Motion	Floor of the aqueduct of Sylvius.	All the muscles of the eye, except rectus externus, obliquus superior, and orbicularis palpebrarum	
Muscular	Motion and sensation.	First and second cervical.	Muscles	Rectus capitis lateralis, rectus anterior major et minor.
Muscular	Motion	Cervical plexus	Sternomastoid, levator anguli scapulæ, scalenus medius, trapezius.	Branches.

A TABLE OF THE NERVES (ARRANGED ALPHABETICALLY).—(*Continued*)

Name	*Function*	*Origin*	*Distribution*	*Branches*
Muscular	Motion	Brachial plexus	Longus colli, scaleni, rhomboidei, subclavius.	Branches.
Muscular	Motion	Musculospiral	Triceps, anconeus, supinat. long, extens carpi rad. long, brach. antic.	Internal, posterior, external.
Muscular	Motion	Median	Superficial muscles of the forearm.	Branches and filaments.
Muscular	Motion	Ulnar	Flexor carpi ulnaris flexor profundus digitorum.	Two branches.
Muscular	Motion	Great sciatic	Biceps, semimembranosus, semitendinosus, adductor magnus	Filaments
Muscular	Motion	Sacral plexus	Pyriformis, obturator internus, gemelli, quadratus femoris	Filaments
Muscular	Motion	Anterior crural	Pectineus and the muscles of the thigh	Filaments
Musculocutaneous	Motion and sensation	Brachial plexus	Coracobrachial biceps brach anticus, forearm.	Branches, anterior and posterior
Musculocutaneous *Superficial peroneal*	Motion and sensation	External popliteal	Muscles of the fibular side of the leg, skin of the dorsum of the foot	Internal, external
Musculospiral *Radial.*	Motion and sensation	Brachial plexus	Back of arm and forearm, skin of back of hand	Muscular, cutaneous, radial, posterior interosseous.
Mylohyoid	Motion	Inferior maxillary	Mylohyoid and digastric muscles	
Nasal	Sensation	Ophthalmic	Iris, ciliary ganglion, nose	Ganglionic, ciliary infratrochlear.
Nasal	Sensation	Dental, anterior	Mucous membrane of inferior meatus.	
Nasal	Sensation	Maxillary, superior	Integument of lateral aspect of nose	
Nasal (inferior)	Sensation	Anterior palatine	Mucous membrane of nose.	
Nasal (superior)	Sensation	Meckel's ganglion	Mucous membrane of nose and posterior ethmoid cells.	
Nasopalatine	Sensation	Meckel's ganglion	Nasal septum..	
Obturator	Motion and sensation	Lumbar plexus, third and fourth nerves	Obturator externus, adductors, joint and skin	Anterior and posterior articulating and communicating
Obturator (accessory).	Motion and sensation	Lumbar plexus	Pectineus and hip-joint	Branches and filaments.
Occipitalis major	The internal branch of the dorsal division of the second cervical nerve			
Occipitalis minimus or tertius	A ramus from the internal branch of the dorsal division of the third cervical nerve			
Occipitalis minor	Sensation	Second cervical	Occipitofrontalis, ear, etc	Communicating, auricular filaments

A TABLE OF THE NERVES (ARRANGED ALPHABETICALLY) —(*Continued*)

Name	*Function*	*Origin*	*Distribution*	*Branches*
Oculomotor	See *Motor oculi*			
Olfactory (first cranial)	Smell	Frontal lobe optic thalamus, island of Reil	Schneiderian membrane of the nose	Twenty branches
Ophthalmic	Sensation	Trigeminus	Forehead eyes nose	Frontal, lacrimal, nasal
Optic (second cranial)	Sight	Cortical center in the occipital lobe	Retina	
Orbital (Temporomalar) *Zygomatic*	Sensation	Superior maxillary	Temple and cheek	Temporal and malar
Orbital	Sensation	Meckel's ganglion	Mucosa of posterior ethmoid cells and sphenoid sinus	
Palatine (anterior or great)	Sensation	Meckel's ganglion	Hard plate gums and nose	Two inferior nasal.
Palatine (external)	Sensation	Meckel's ganglion	Tonsil and soft palate	
Palatine (posterior or small)	Motor	Meckel's ganglion	Levator palati and azygos uvulæ	
Palmar cutaneous	Sensation	Median	Thumb and palm	Outer and inner
Palmar (deep)	Motion	Ulnar	Little finger dorsal and palmar interosseous two ulnar lumbricales abductor pollicis etc	Branches and filaments
Palmar (superficial)	Sensation and motion	Ulnar	Palmaris brevis inner side of the hand and little finger	Filaments and two digital branches.
Palpebral	Motion	Superior maxillary	Integument of lower lid	
Parotid	Sensation	Auriculotemporal	Parotid gland	
Patellar	Sensation	Long saphenous	Integument over patella and plexus patellæ	
Patheticus (4th cranial) *Trochlear*	Motion	Valve of Vieussens	Superior oblique of eye	
Pectineus	Motion	Anterior crural	Pectineus muscle	
Perineal	Motion and sensation	Pudic	Perineum genitalia and skin of perineal region	Cutaneous and muscular
Perineal	Motion and sensation	Fourth sacral	External sphincter ani and integument of anus	
Peroneal common	See *Popliteal, external*			
Peroneal, communicating *Fibular communicating*	Sensation	External popliteal	Connecting external popliteal with short saphenous	
Peroneal, deep	See *Tibial, anterior*			
Peroneal, superficial	See *Musculocutaneous*			
Petrosals	Motion	Facial	Ganglia and plexus	Great small, external, to Meckel's ganglion, otic ganglion, and meningeal plexus, respectively

A TABLE OF THE NERVES (ARRANGED ALPHABETICALLY).—(*Continued*)

Name	*Function*	*Origin*	*Distribution*	*Branches*
Pharyngeal	Motion.	Pneumogastric	Pharynx	Pharyngeal plexus, muscles and mucous membrane.
Pharyngeal	Motion and sensation.	Glossopharyngeal	Pharynx	Enters into formation of pharyngeal plexus
Pharyngeal	Sensation	Meckel's ganglion	Upper part of pharynx, posterior nares, and sphenoid sinus	
Pharyngeal	Sensation	Sympathetic	Pharynx	Helps to form the pharyngeal plexus
Phrenic	Motion and sensation.	Third, fourth, and fifth cervical.	Diaphragm, pericardium, pleura, etc.	Branches and filaments.
Plantar (external)	Motion and sensation	Posterior tibial	Little toe and the deep muscles of the foot.	Superficial and deep
Plantar (internal)	Sensation and motion	Posterior tibial	Sole of the foot, adductor pollicis flexor brevis digitorum, toes, etc	Cutaneous, muscular, articular, digital.
Pneumogastric (tenth cranial "par vagum"). *Vagus.*	Sensation and motion	Fourth ventricle	Ear, pharynx, larynx, heart lungs, esophagus, etc	Auricular, pharyngeal superior laryngeal, recurrent laryngeal, cardiac, pulmonary, esophagus, gastric hepatic.
Popliteal (external) *Peroneal, common.*	Sensation and motion	Great sciatic	Extensors, of the foot skin	Anterior tibial, musculocutaneous, articular.
Popliteal (internal) *Tibial*	Motion and sensation	Great sciatic	Knee, gastrocnemius, tibialis plantaris soleus popliteus, the skin of the foot, etc	Articular, muscular cutaneous, external saphenous, plantar
Pterygoid (external)	Motion	Inferior maxillary	External pterygoid muscle.	
Pterygoid (internal)	Motion	Inferior maxillary	Internal pterygoid muscle	
Pudendal (long)	Sensation	Small sciatic	Integument of genitalia and inner and proximal part of thigh	
Pudic	Motion and sensation	Sacral plexus	Perineum anus genitalia	Inferior hemorrhoidal, perineal, cutaneous dorsal of the penis
Pulmonary (anterior and posterior)	(?)	Pneumogastric	Lungs	Branches to the pulmonary plexuses
Radial	See *Musculospiral*			
Radial (*Superficial ramus*)	Sensation	Musculospiral	Thumb and three fingers	External and internal
Sacral (five)	Motion and sensation	Cord	Multifidus spinæ, skin, gluteal region, etc	Filaments and sacral plexus
Saphenous (external or short)	Sensation	Internal popliteal	Integument of foot and little toe	
Saphenous (long or internal)	Sensation	Anterior crural	Knee, ankle, etc	Cutaneous, patellar, communicating filaments.

A TABLE OF THE NERVES (ARRANGED ALPHABETICALLY).—(*Continued*)

Name	*Function*	*Origin*	*Distribution*	*Branches*
Sciatic (great). *Ischiadicus.*	Motion and sensation	Sacral plexus	Skin of leg, muscles of back of thigh and those of leg and foot	Articular, muscular, popliteals
Sciatic (small). *Posterior cutaneous of thigh*	Sensation and motion	Sacral plexus	Perineum back of the thigh and leg, gluteus maximus	Muscular, cutaneous, long pudendal
Sphenopalatine	Sensation	Superior maxillary	Meckel s ganglion	
Spinal	Motion and sensation	Spinal cord	Trunk	Filaments
Spinal accessory (eleventh cranial). *Accessory*	Motion	Floor of fourth ventricle	Sternocleidomastoid, trapezius	Branches and filaments
Spinosus	See *Meningeal, recurrent*			
Splanchnic (great)	Sympathetic	Thoracic ganglions	Semilunar ganglion, renal and suprarenal plexus	Communicating and filaments
Splanchnic (lesser)	Sympathetic	Tenth and eleventh thoracic ganglions, great splanchnic	Celiac plexus and the great splanchnic	Communicating and filaments
Splanchnic (renal)	Sympathetic	Last thoracic ganglion	Renal and celiac plexus	Communicating and filaments
Stapedial	Motion	Facial	Stapedius muscle	
Stylohyoid	Motion	Facial	Stylohyoid muscle	Filaments
Suboccipital	See *Cervical first (anterior division)*			
Subscapular (three)	Motion	Brachial plexus	Subscapular teres major and latissimus dorsi	Filaments
Supraacromial	Sensation	Cervical plexus	Skin over deltoid	
Supraclavicular (descending)	Sensation	Third and fourth cervical	Skin of the neck breast and shoulder	Sternal, clavicular, acromial
Supramandibular	See *Maxillary, superior*			
Supramaxillary	See *Maxillary, superior*			
Supraorbital	Sensation	Ophthalmic	Upper lid the forehead	Muscular, cutaneous, and pericranial branches
Suprascapular	Motion and sensation	Brachial plexus	'Scapular muscles	Branches and filaments
Suprasternal	Sensation	Cervical plexus	Integument over upper part of sternum	
Supratrochlear	Sensation	Frontal	Forehead	Muscular and skin branches
Sympathetic	See *Sympathetic, Ganglion* and *Plexus*			
Temporal	Motion	Inferior maxillary	Temporal muscle	
Temporal *Zygomaticotemporalis*	Sensation	Orbital	Integument over temporal muscle	
Temporal	Motion	Temporofacial	Orbicularis palpebrarum occipitofrontalis attrahens and attolens aurem corrugator supercilii	Muscular
Temporal superficial	Sensation	Auriculotemporal	Integument over temporal fascia	

A TABLE OF THE NERVES (ARRANGED ALPHABETICALLY) —(*Continued*)

Name	*Function*	*Origin*	*Distribution*	*Branches*
Temporofacial	Motion	Facial	Upper part of the face	Temporal malar infraorbital
Temporomalar	See *Orbital*			
Thoracic (anterior and external)	Motion	Brachial plexus	Pectoralis major et minor	Branches and filaments
Thoracic (post or long)	Motion	Brachial plexus	Serratus magnus	Filaments
Thoracic (spinal)	Motion and sensation	Cord	Muscles and skin of thorax	Filaments
Thoracodorsalis	The third or long subscapular nerve			
Tibial (anterior) *Peroneal deep*	Motion and sensation	External popliteal	Tibialis anticus ex tensor longus digit peroneus ter etc joints of foot skin of great toe etc	Muscular external internal
Tibial (posterior)	Motion and sensation	Internal popliteal	Tibialis posterior flexor longus digitorum flexor longus pollicis the skin of the heel and sole the knee joint	Plantars muscular plantar cutaneous articular cutaneous or internal calcanean
Tonsillar	Sensation	Glossopharyngeal	Tonsil soft palate and fauces	
Trigeminus or trifacial (fifth cranial)	Motion and sensation (Taste)	Floor of fourth ventricle	Skin and structures of face tongue and teeth	Ophthalmic superior and inferior max. divisions
Trochlear	See *Patheticus*			
Tympanic	Sensation	Sympathetic	Tympanum	
Tympanic (Jacobson s nerve)	Motion	Glossopharyngeal	Tympanum	Tympanic plexus and communicating
Tympanic *Stapedius*	Motion	Facial	Stapedius and laxator tympani muscles	Filaments
Ulnar	Motion and sensation	Brachial plexus	Muscles etc of the shoulder-joint and wrist-joint and the skin of the little finger	Two articular muscular cutaneous, dorsal superficial palmar deep palmar
Vagus	See *Pneumogastric*			
Vestibular (*Root of acoustic*)	Sensation	Auditory	Utricle and ampullas of the semicircular canals	
Zygomaticofacialis	See *Malar*			
Zygomaticotemporalis	See *Temporal*			
Zygomaticus	See *Orbital Malar*			

nervi (*ner'-vi*) [L.] Plural of *nervus*, a nerve **n. erigentes**, nerve fibers from the second and third sacral nerves to the rectum, bladder and genital organs **n. nervorum**, the small nerves distributed to the nerve-sheaths **n vasorum**, the small nerves supplying the walls of the blood-vessels

nerviduct (*ner'-vid ukt*) [*nervus*, nerve, *ductus* duct] The channel by which a nerve passes through a bone

nervimotility (*ner-vi-mo-til'-it e*) Capability of nerve motion.

nervimotion (*ner-vim-o'-shun*) [*nervus*, a nerve, *motio*, motion] Movement caused by the stimulation of a nerve

nervimotor (*ner-vim-o'-tor*) [*nervus*, a nerve, *motor*, a mover] 1 Pertaining to or causing nervimotion 2 That which causes nervimotion 3 Pertaining to a motor nerve

nervimuscular (*ner-ve-mus'-kŭ-lar*) [*nervus*, nerve; *musculus*, muscle]. 1. Pertaining to both nerve and muscle. 2. Pertaining to the nerve-supply of a muscle.

nervine (*ner'-vēn*) [*nervus*, nerve]. 1. Pertaining to the nerve. 2. Acting favorably, or decidedly, upon the nerves. 3. A remedy that calms nervous excitement or acts favorably on nervous diseases. 4. The plant *Cypripedium pubescens*. 5. An extract of the normal gray substance of sheep's brain. 6. A proprietary remedy for gout.

nervitone (*ner'-vit-ōn*). A proprietary remedy said to be a mixture of iron, phosphorus, asafetida, sumbul, and nux vomica.

nervocidine (*ner-vos'-id-ĕn*) [*nervus*, nerve; *cædere*, to kill]. An alkaloid from an East Indian plant; the hydrochloride is used as a local anesthetic.

nervosine (*ner'-vo-sēn*). A remedy for hysteria said to consist of reduced iron 0.025%, with valerian, orange-peel, angelica, and licorice extract.

nervosism (*ner'-vo-sizm*) [*nervus*, a nerve]. 1. Neurasthenia or nervousness. 2. The doctrine that all morbid phenomena are caused by alterations of nerve-force.

nervosity (*ner-vos'-it-e*). Excessive nervousness.

nervotabes, peripheral (*ner-vo-ta'-bēz*). A disturbance of an intact spinal cord, presenting clinically the appearance of tabes; due to parenchymatous neuritis of the cutaneous nerves.

nervous (*ner'-vus*) [*nerve*]. 1. Pertaining to or composed of nerves or nerve-structures. 2. Characterized by excessive irritability of the nervous system. **n. debility**, neurasthenia. **n. fluid**, a hypothetical fluid supposed to traverse the nerves from the nerve-centers to the periphery. **n. prostration**, neurasthenia. **n. system**, the nervous apparatus of the body taken together; it includes the brain, spinal cord, nerves, and ganglia.

nervous exhaustion. See *neurasthenia*.

nervousness (*ner'-vus-nes*) [*nervous*]. A condition of excessive excitability of the nervous system, characterized by great mental and physical unrest.

nervule (*ner'-vūl*) [dim. of *nervus*, nerve]. A small nerve.

nervus (*ner'-vus*) [*pl. nervi*] Latin for nerve.

nesis (*ne'-sis*) [νῆσις, suture]. Suture.

Nessler's reagent (*nes'-ler*) [A. *Nessler*, German chemist, 1827–1905]. A solution of potassium iodide, mercury bichloride, and sodium hydroxide used in estimating the amount of ammonia in water.

nesslerizing (*nes-ler-i'-zing*). The process of using Nessler's reagent.

nest [ME.]. An abode, as of eggs, insects, etc. **n.s., Brunn's epithelial.** See under *Brunn*. **n., cell-**, an aggregation or cluster of cells, as in carcinoma.

nesteia (*nes-ti'-ah*) [νησεία, fasting]. 1. Fasting. 2. The jejunum.

nestiatria (*nes-te-a'-tre-ah*) [νησεία, a fast; ἰατρεία, treatment]. Treatment by fasting; the hunger-cure.

nestiostomy (*nes-te-os'-to-me*) [νῆστις, jejunum; στόμα, mouth]. Jejunostomy.

nestis (*nes'-tis*) [νῆστις, fasting]. 1. Fasting. 2. The jejunum.

nestitherapy (*nes-ti-ther'-a-pe*). See *nestiatria*.

Nestle's food (*nesl*). A variety of milk-food for infants.

nestopoxia (*nes-top-o'-se-ah*) [νῆστις, fasting, πόσις, drinking]. Drinking on an empty stomach.

net-knots. See *neurosomes*.

netraneurysm (*net-ran'-ū-rism*) [νῆτρον, spindle; ἀνεύρισμα, aneurysm]. A fusiform aneurysm.

nettle (*net-l*). See *urtica*.

nettlerash. See *urticaria*.

Nettleship's dots [Edward *Nettleship*, English ophthalmologist, 1845–]. Minute white dotes scattered in considerable numbers between the macula and periphery of the retina; they are associated with pigment changes and night-blindness, and occur in several members of the same family.

net-work. The arrangement of fibers in a reticulum. **n., Gerlach's**, a network of processes of nerve-cells found in the gray matter of the spinal cord. **n., Haller's**, the rete testis. **n., Purkinje's**, that formed by Purkinje's fibers. **n. of terminal bars**, the reticulum formed by the terminal bars on the free surface of many epithelia.

neu (*nū*). See *neurilemma*.

Neubauer's artery (*noy'-bow-er*) [Johann Ernst *Neubauer*, German anatomist, 1742–1777]. The deep thyroid artery; an occasional branch of the innominate artery, distributed to the same parts as the inferior thyroid, and often taking its place. **N.'s ganglion**, the large ganglion formed by the union of the lower cervical and first thoracic ganglion.

Neuber's method (*noy'-ber*). A method of treating joint and bone tuberculosis: an incision is made and all fragments and tuberculous foci are removed and the cavity filled with an emulsion of iodoform and glycerol of 10% strength. It is then sewed up with buried sutures without drainage. **N.'s tubes**, decalcified bone drainage tubes.

Neumann's corpuscles (*noy'-man*) [1. Ernst *Neumann*, German pathologist, 1834–1918; 2. Isidor *Neumann*, Austrian dermatologist, 1832–1906]. Nucleated red corpuscles, sometimes found in the blood when an active regenerative process is going on, as after hemorrhage. **N.'s crystals.** See *Charcot's crystals*. **N.'s disease**, [2.] pemphigus vegetans. **N.'s phenylhydrazin test**, consists in the use of a solution of sodium acetate in acetic acid of 50 to 75% strength or in glacial acetic acid. A special test-tube is employed, the urine is introduced, the solution and two or three drops of pure phenylhydrazin are added, and the whole boiled down, cooled rapidly in running water, boiled one minute more, and cooled. In the presence of sugar, phenylhydrazin crystals appear. **N.'s sheaths**, [1.] the dentinal sheaths that form the walls of the dentinal tubules.

neura (*nū'-rah*). Synonym of *neuron*.

neurad (*nū'-rad*) [*neural; ad*, to]. Toward the neural aspect or axis.

neuradynamia (*nū-rah-dın-a'-me-ah*). See *neurasthenia*.

neuragmia (*nū-rag'-me-ah*) [*neuron*; ἀγμός, a breaking]. The bruising or tearing of a nerve-trunk above or below its ganglion for the purpose of studying the trophic changes that follow.

neural (*nū-ral*) [*neuron*]. Pertaining to nerves or nervous tissue. **n. arch**, the part of the vertebra that incloses the spinal cord, formed by the two neurapophyses. **n. axis**, the spinal cord. **n. canal.** 1. The dorsal tube of the embryo, formed by the union of the dorsal folds, and constituting the earliest traces of the nervous system. 2. The bony canal comprising the cavity of the cranium and vertebral column,

which in the vertebrate animals contains the central nervous system. It is situated dorsad, the hemal canal, inclosing the heart, etc., being ventrad. See *canal, hemal.* **n. groove,** the medullary groove. **n. lamina,** the lateral portion of the neural arch of a vertebra. **n. plate,** the medullary plate. **n. spine,** the spinous process of a vertebra. **n. tube,** the closed medullary groove of the epiblast.

neuralgia (*nū-ral'-je-ah*) [*neuron;* ἄλγος, pain]. Severe paroxysmal pain along the course of a nerve and not associated with demonstrable structural changes in the nerve. According to their anatomical situation, the following forms of neuralgia are described: *trigeminal neuralgia,* tic douloureux, or prosopalgia; *supraorbital neuralgia; cervicooccipital neuralgia; cervicobrachial* and *brachial neuralgia; intercostal neuralgia,* sciatica or ischialgia; coccygodynia; *visceral neuralgia* (as *hepatic, gastric, intestinal, uterine, ovarian neuralgia*). According to their causes, neuralgias are classed as anemic, malarial, gouty, rheumatic, syphilitic, diabetic, toxic (*e. g.*, alcoholic, saturnine), hysterical, and reflex. The pain of neuralgia is sharp, stabbing, and paroxysmal, lasting usually but a short time; tenderness is often present at the points of exit of the nerve (*points douloureux*). Intercostal neuralgia is at times associated with herpes zoster.

neuralgic (*nū-ral'-jik*) [*neuralgia*]. Pertaining to, or affected with, neuralgia.

neuralgiform (*nu-ral'-je-form*) [*neuralgia; forma,* form]. Resembling neuralgia.

neuralgin (*nū-ral'-jin*). A proprietary antipyretic said to consist of a mixture of antifebrin, sodium salicylate, and caffeine. Dose 8–45 gr. (0.5–3.0 Gm.)

neuramebimeter (*nū-ram-eb-im'-et-er*) [*neuro-; ἀμοιβή,* return; *μέτρον,* measure]. The nerve-reply measurer; an instrument devised and used in psychophysics to obtain the reaction-time of nervous impressions.

neuranagenesis (*nū-ran-aj-en'-es-is*) [*neuron; ἀναγεννάειν,* to renew]. Regeneration or renewal of nerve tissue.

neurapophysis (*nū-rap-of'-is-is*) [*neuron; ἀπόφυσις,* offshoot]. Either one of the two apophyses on each vertebra which blend and form the neural arch, or the dorsal wall of the spinal foramen.

neurarchy (*nū'-rar-ke*) [*neuro-; ἀρχη,* government]. The control of the nervous system over the other systems of the body.

neurasthenia (*nū-ras-then-i'-ah* or *nū-ras-the'-ne-ah*) [*neuron; asthenia*]. A group of symptoms resulting from debility or exhaustion of the nerve-centers. Among the more common symptoms are a lack of energy, undue readiness of fatigue, disinclination to activity, a sense of fulness or pressure at the top of the head, pain in the back, impaired memory, and disturbed sleep; gastrointestinal symptoms, such as anorexia, constipation, fulness after eating; amenorrhea and dysmenorrhea in women, and spermatorrhea and impotence in men. Syn,. *Beard's disease.* **n., cerebral,** a form marked by depression, inability to concentrate the mind, insomnia. irritability, headache, visual disturbances, etc. **n. cordis,** a neurosis in which the heart symptoms dominate. **n. gastrica,** nervous dyspepsia, a condition of disturbed functional activity of the stomach, as a rule without retardation of digestion; flatulence, pain, palpitation of the heart, and constipation are prominent symptoms. **n., sexual,** a depressed state of the nervous system associated with disturbance of the sexual function; it is characterized by pain in the back, tender points along the spine, weakness of the extremities, great prostration on slight exertion, neuralgic pains, and other nervous manifestations.

neurastheniac (*nū-ras-the'-ne-ak*). A person suffering from neurasthenia.

neurasthenic (*nū-ras-then'-ik*) [*neurasthenia*]. Relating to, or characterized by, neurasthenia.

neurataxia, neurataxy (*nū-rah-tak'-se-ah, nu'-rah-tak-se*) [*neuron; ἀταξία,* want of order]. 1. Ataxia of cerebrospinal origin. 2. Neurasthenia.

neuratrophia, neuratrophy (*nū-rat-ro'-fe-ah, nū-rat'-ro-fē*) [*neuron; atrophy*]. Atrophy, or impaired nutrition, of a nerve or nerves.

neuratrophic (*nū-rat-rof'-ik*). Pertaining to, or characterized by, neuratrophy.

neuraxis (*nū-raks'-is*) [*neuron; axis*]. 1. The cerebrospinal axis. 2. An axis-cylinder.

neuraxitis (*nū-raks-i-tis*). 1. Inflammation of a neuraxis. 2. Encephalitis.

neuraxon (*nū-raks'-on*) [see *neuraxis*]. The axis-cylinder process of a nerve-cell.

neure (*nūr*). Synonym of *neuron.*

neurectasia, neurectasis, neurectasy (*nū-rek-ta'-ze-ah, nū-rek'-tas-is, nū-rek'-tas-e*) [*neuron; ἔκτασις,* stretching]. Nerve-stretching.

neurectomy (*nū-rek'-to-me*) [*neuron; ἐκτομή,* excision]. Excision of a part of a nerve.

neurectopia, neurectopy (*nū-rek-to'-pe-ah, nū-rek'-to-pe*) [*neuron; ἔκτοπος,* out of place]. Displacement or other abnormality of the distribution of a nerve.

neurenteric (*nū-ren-ter'-ik*) [*neuron; enteron*]. Pertaining to the embryonic neural canal and the intestinal tube. **n. canal,** a temporary communication existing between the neural canal and the intestinal tube of the embryo. Syn., *Kowalewsky's canal.*

neurepithelial (*nū-rep-ith-e'-le-al*). Pertaining to neurepithelium.

neurepithelium (*nū-rep-ith-e'-le-um*). See *neuroepithelium.*

neurergic (*nū-rur'-jik*) [*neuron; ἐργόν,* work]. Pertaining to the activity of a nerve.

neurexairesis (*nū-reks-i-re'-sis*) [*neuron; ἐξαιρεῖν,* to take out]. The extraction of a nerve for relief of neuralgia.

neuria (*nū'-re-ah*) [*neuro-*]. Nervous tissue; a delicate layer of nerve-substance.

neuriasis (*nū-ri'-as-is*) [*neuro-*]. Hysterical hypochondriasis.

neuriatry (*nū-ri'-at-re*) [*neuro-; ἰατρεία,* therapy]. The study and treatment of nervous diseases.

neuric (*nū'-rik*) [*neuro-*]. Pertaining to a nerve or to nerves.

neuricity (*nū-ris'-it-e*). Nerve-force; nervous quality, or function.

neuridine (*nū'-rid-ēn*) [*neuron*], $C_5H_{14}N_2$. A ptomaine produced in the putrefaction of horseflesh, beef, human muscle, fish, cheese, etc. It has a repulsive odor and is non-poisonous.

neurilemma (*nū-ril-em'-ah*) [*neuron; λέμμα,* bark]. 1. The sheath incasing a nerve-fiber; the sheath of Schwann. See *nerve-fiber.* 2. See *perineurium.*

neurilemmitis (*nū-ril-em-i'-tis*) [*neuro-; λέμμα* sheath; *ιτις,* inflammation]. Inflammation of the neurilemma.

neurility (*nū-ril'-it-e*) [*neuro-*]. The stimulus or power possessed by a nerve-fiber to cause contraction of a muscle; neuricity.

neurimotility. See *nervimotility.*

neurimotor (*nū-re-mo-tor*). Nervimotor.

neurin, neurine (*nū'-rin*) [*neuron*]. 1. The albuminous substance forming the basis of nerve tissue. 2. $C_5H_{13}NO$; a poisonous ptomaine obtained from decomposing flesh and in the decomposition of protagon; an auxetic in cancer. 3. An extract of nerve tissue employed therapeutically. See *organotherapy.* 4. A term denoting nerve energy.

neurinoma (*nū-rin-o'-mah*). A neurofibroma

neurit, neurite (*nū'-rit, nū'-rīt*) [*neuron*] The axis-cylinder process of a nerve-cell; a neuraxon.

neuritic (*nū-rit'-ik*) [*neuritis*]. Pertaining to neuritis.

neuritis (*nū-rī'-tis*) [*neuron; ῑτις*, inflammation]. Inflammation of a nerve. **n., alcoholic.** See *n., multiple.* **n., ascending,** inflammation extending from the periphery of a nerve centrad to the spinal cord or brain. **n., axial, n. axialis,** optic neuritis in which the central fibers of the optic nerve, supplying the central part of the retina, are diseased. It results in central scotoma. **n., degenerative.** See *n., parenchymatous.* **n., descending,** neuritis the result of extension of disease from the spinal cord or the brain toward the periphery. **n., diabetic,** a polyneuritis sometimes seen in diabetes, and probably the result of autointoxication with the products of faulty metabolism. **n., diphtheritic,** that which follows diphtheria. **n., endemic,** beriberi. **n., facial,** peripheral paralysis of the facial nerve. **n. fascians,** interstitial neuritis. **n., interstitial,** inflammation of the interstitial connective tissue of a nerve-trunk. **n., leprous,** that due to the bacillus of leprosy. **n., lipomatous,** that form in which the nerve-fibers are completely destroyed and replaced by a fibrous connective tissue in which much fat is deposited. **n., lymphatic,** mesoneuritis. **n., malarial,** neuritis due to the malarial poison. **n., migrans,** a wandering neuritis. **n., multiple,** the simultaneous inflammation of several nerve-trunks, usually symmetrically situated on both sides of the body. Its most common cause is alcoholic poisoning; it may be due to arsenic, malaria, mercury, or lead; to diphtheria, pneumonia, typhoid fever, and other infectious diseases. Beriberi is a form of multiple neuritis. **n. nodosa,** neuritis with nodular formations. **n., optic,** inflammation of the optic nerve. See *papillitis.* **n., parenchymatous,** a form in which the medullary substance and the axis-cylinders are chiefly involved, the interstitial tissue being but little altered or affected only secondarily. Syn., *degenerative neuritis.* **n., postocular,** that affecting the portion of the optic nerve behind the eyeball. **n., pressure-,** inflammation of a nerve-resulting from compression. **n., proliferative,** that form in which the overgrowth of the connective tissue is so extensive as to convert the whole nerve into a sclerotic cord. **n., radicular,** that in which the nerve-roots rather than the plexus are the seats of inflammation. **n., retrobulbar,** that of the optic nerve posterior to the eyeball. **n., rheumatic,** that due to rheumatism. **n., sciatic,** sciatica. **n., segmental, n., segmentary,** that affecting a segment of a nerve. **n., senile,** a form affecting the extremities of the aged. **n., toxemic,** that due to some poison or virus in the blood. **n., toxic,** that due to some poisonous substance, as lead, silver, arsenic. **n., tuberculous,** polyneuritis due to the specific action on the nerves of a poison produced by tubercle bacilli.

neuro- (*nū-ro-*) [*neuron*]. A prefix signifying connection with or relation to a nerve.

neuroanatomy (*nū-ro-an-at'-o-me*) [*neuro-; anatomy*]. The anatomy of the nervous system.

neuroarthritism (*nū-ro-ar'-thrit-izm*). A combined nervous and gouty diathesis.

neuro-arthropathy (*nū-ro-ar-throp'-a-the*) [*neuro-; ἄρθρον*, joint; *πάθος*, disease] A combined disease of a joint and central nervous system

neuroasthenia (*nū-ro-as-the'-ne-ah*). Same as *neurasthenia.*

neurobiology (*nū-ro-bi-ol'-o-je*). Biology of the nervous system.

neurobiotaxis (*nū-ro-bi-o-taks'-is*) [*neuro-; βίος*, life; *τάξις*, arrangement]. The tendency of cells, during development, to be drawn towards the source of their nutrition and activity

neuroblast (*nū'-ro-blast*) [*neuro-; βλαστός*, germ]. A cell derived from the primitive ectoderm, and giving rise to nerve-fibers and nerve-cell.

neuroblastoma (*nū-ro-blas-to'-mah*). A tumor consisting of nerve tissue or cells.

neurocalom'eter. An instrument for measuring the heat of a nerve.

neurocanal (*nū-ro-kan-al'*) [*neuro-; canalis*, canal]. The central canal of the spinal axis.

neurocardiac (*nū-ro-kar'-de-ak*) [*neuro-; cardia*]. Pertaining to the nervous system and the heart. **n. disease,** exophthalmic goiter.

neurocele (*nū'-ro-sēl*) [*neuro; κοίλια*, hollow]. The system of cavities and ventricles in the cerebrospinal axis.

neurocentral (*nu-ro-sen'-tral*). Relating to the neural arch and the centrum of a vertebra.

neurocentrum (*nū-ro-sen'-trum*) [*neuro-; centrum*]. Body of a vertebra.

neuroceratin (*nū-ro-ser'-at-in*). Neurokeratin.

neurochitin (*nū-ro-ki'-tin*) [*neuro-; chitin*]. The substance forming the skeletal support of nerve-fibers.

neurochondrous (*nū-ro-kon'-drus*) [*νεῦρον*, cord; *χόνδρος*, cartilage]. Fibrocartilaginous

neurochorioretinitis (*nū-ro-ko-re-o-ret-in-i'-tis*). Chorioretinitis combined with optic neuritis.

neurochoroiditis (*nū-ro-ko-roi-dī'-tis*). Combined inflammation of the choroid body and optic nerve.

neurocity (*nū-ros'-it-e*). Nerve force; nervous quality or function.

neurocranium (*nu-ro-kra'-ne-um*). The brain-case, or cranial portion of the head.

neurocyte (*nū'-ro-sīt*) [*neuro-; κύτος*, cell]. A nerve-cell; a neuron; the essential element of nervous structures.

neurocytoma (*nū-ro-si-to'-mah*). A tumor consisting of undifferentiated nerve tissues or cells of the cerebrospinal nervous system.

neurodealgia (*nū-ro-de-al'-je-ah*) [*νευρώδης*, nerve-like. the retina; *ἄλγος*, pain]. Retinal pain.

neurodeatrophia (*nū-ro-de-at-ro'-fe-ah*) [*νευρώδης*, retina; *atrophy*]. Atrophy of the retina.

neurodendrite (*nū-ro-den'-drīt*) [*neuro-; δένδρον*, a tree]. A dendritic and protoplasmic extension or process of a nerve-cell, a combined neuron and dendron.

neurodendron (*nū-ro-den'-dron*) [*neurodendrite*]. 1. Syn. of *neuron.* 2. See *neurodendrite.*

neurodermatitis (*nū-ro-der-mat-i'-tis*) [*neuro-; dermatitis*]. A neurotic affection of the skin associated with itching.

neurodermatosis (*nū-ro-der-mat-o'-sis*) [*neuro-; δέρμα*, skin; *νόσος*, disease]. A neurotic skin-affection.

neurodermatrophia (*nū-ro-der-mat-ro'-fe-ah*) [*neuro-; δέρμα*, skin; *ἀτροφία*, atrophy]. Atrophy of the skin from nervous disturbance.

neurodes (*nū-ro'-dēz*) [*νευρώδης*, nerve-like]. The retina, as being made up of nerve-elements.

neurodiastasis (*nu-ro-di-as'-tas-is*) [*neuro-; διάστασις*, separation]. Separation of nerves; neurectasis.

neurodin (*nū'-ro-din*) [*neuron*]. Acetylparaoxyphenylurethane, a crystalline substance used as an antineuralgic and antipyretic. Dose, antineuralgic, 15–24 gr. (1.0–1.5 Gm.); as antipyretic, 5–10 gr. (0.32–0.65 Gm.). **n. solution**, see *solution*.

neurodocitis (*nū-ro-do-si'-tis*) [*neuro-; itis*, inflammation]. Lesion of the nerve roots due to pressure of the bony canal through which they pass.

neurodynamia (*nū-ro-di-nam'-e-ah*) [*neuro-; δύναμις*, strength] Nervous strength or energy.

neurodynamic (*nū-ro-di-nam'-ik*) [*neuro-; δύναμις*, strength]. Pertaining to the power of nerve-currents or of the nervous forces of the system.

neurodynia (*nū-ro-din'-e-ah*). See *neuralgia*.

neuroelectrotherapeutics (*nū-ro-e-lek-tro-ther-a-pū'-tiks*). The treatment of nervous affections by electricity.

neuroenteric (*nū-ro-en-ter'-ik*). See *neurenteric*.

neuroepidermal (*nū-ro-ep-e-der'-mal*). Relating to the nerves and the skin.

neuroepithelial (*nū-ro-ep-ith-e'-le-al*) [*neuro-; ἐπί*, upon; *θῆλη*, nipple]. Pertaining to or of the nature of neuroepithelium.

neuroepithelioma (*nū-ro-ep-e-the-le-o'-mah*) [*neuro-; epithelioma*]. A glioma of the retina.

neuroepithelium (*nū-ro-ep-e-the'-le-um*) [*neuro-; epithelium*]. The highly specialized epithelial structures constituting the terminations of the nerves of special sense, as the rod-and-cone cells of the retina, the olfactory cells of the nose, the hair-cells of the internal ear, the gustatory cells of the taste-buds.

neurofibril (*nū-ro-fi'-bril*). A conducting fibril of a nerve-cell.

neurofibroma (*nū-ro-fi-bro'-mah*) [*neuro-; fibroma*]. A tumor of a nerve composed of fibrous tissue.

neurofibromatosis (*nū-ro-fi-bro-ma-to'-sis*) [*neurofibroma*]. A disease characterized by the formation of numerous great and small tumefactions of the nerves. Syn., *Recklinghausen's disease*.

neurofibrositis (*nū-ro-fi-bro-si'-tis*). A fibrositis which involves fibers of a sensory nerve and also of muscle.

neurofil (*nū'-ro-fil*) [*neuro-; filum*, thread]. A network of protoplasmic processes arising from the commencement of the axis-cylinder and surrounding the cell.

neuroganglilitis (*nū-ro-gan-gle-i'-tis*). Inflammation of a neuroganglion.

neuroganglion (*nū-ro-gang'-gle-on*). See *ganglion*.

neurogastric (*nū-ro-gas'-trik*). Relating to the nerves and the stomach.

neurogenesis (*nū-ro-jen'-es-is*) [*neuro-; γεννᾶν*, to produce]. The formation of nerves.

neurogenetic (*nū-ro-jen-et'-ik*) [*neurogenesis*]. Pertaining to neurogenesis.

neurogenous (*nū-roj'-en-us*). Originating in the nervous system.

neurogeny (*nū-roj'-en-e*). See *neurogenesis*.

neuroglia (*nū-rog'-le-ah*) [*neuro-; γλία*, glue]. The tissue, probably of ectodermic origin, forming the basis of the supporting framework of the nervous tissue of the cerebrospinal axis. It consists of peculiar cells, the glia-cells, having many fine branching processes.

neurogliac, neurogliar (*nū-rog'-le-ak, nū-rog'-le-ar*) [*neuroglia*]. Pertaining to or resembling neuroglia.

neurogliacyte (*nū-rog'-le-ah-sīt*) [*neuroglia; κύτος*, cell]. A cell found in neuroglial tissue.

neuroglioma (*nū-ro-gli-o'-mah*) [*neuro-; glioma*]. A tumor composed of neuroglial tissue; a glioma. **n., ganglionar, n. ganglionare**, a glioma containing ganglion-cells.

neurography (*nū-rog'-ra-fe*) [*neuro-; γράφειν*, to write]. A treatise on the anatomy and physiology of the nervous system.

neurohistology (*nū-ro-his-tol'-o-je*). The histology of the nervous system.

neurohypnology (*nū-ro-hip-nol'-o-je*) [*neuro-; ὕπνος*, sleep; *λόγος*, science]. The science or study of hypnotism.

neurohypophysis (*nū-ro-hi-pof'-is-is*) [*neuron; hypophysis*]. The posterior part of the hypophysis or pituitary body.

neuroid (*nū'-roid*) [*neuro-; εἶδος*, like]. Resembling a nerve or nerve-substance.

neuroinduction (*nū-ro-in-duk'-shun*) [*neuro-; inducere*, to persuade]. Suggestion.

neurokeratin (*nū-ro-ker'-at-in*) [*neuro-; keratin*]. The form of keratin found in nerve-sheaths and the white substance of Schwann.

neurokinet (*nū-ro-kin'-et*) [*neuro-; κινεῖν*, to move]. An apparatus for stimulating the nerves by means of mechanical percussion.

neurokyme (*nū'-ro-kīm*) [*neuro-; κῦμα*, a wave]. Nervous energy.

neurolemma (*nū-ro-lem'-ah*). Synonym of *retina*.

neurolemmatitis (*nū-ro-lem-at-i'-tis*). A synonym of *retinitis*.

neurologic, neurological (*nū-ro-loj'-ik, nū-ro-loj'-ik-al*) [*neurology*]. Pertaining to neurology.

neurologist (*nū-rol'-o-jist*) [*neurology*]. One versed in neurology.

neurology (*nū-rol'-o-je*) [*neuro-; λόγος*, science]. The study of the anatomy, physiology, and pathology of the nervous system.

neurolues (*nū-ro-loo'-ēz*) [*neuro-; lues*]. Neurosyphilis.

neurolymph (*nū'-ro-limf*) [*neuro-; lymph*]. The cerebro-spinal fluid.

neurolysin (*nū-rol'-is-in*) [see *neurolysis*]. A cytolysin having specific action upon nerve-cells.

neurolysis (*nū-rol'-is-is*) [*neuro-; λύσις*, solution. 1. Exhaustion of a nerve in consequence of over-stimulation. 2. Nerve stretching for the relief of excessive tension. 3. The loosening of adhesions binding a nerve. 4. The disintegration of nerve tissue.

neurolytic (*nū-ro-lit'-ik*) [*neuro-; λύσις*, a loosening]. Pertaining to neurolysis.

neuroma (*nū-ro'-mah*) [*neuro-; ὄμα*, tumor]. 1. A tumor composed of nerve tissue. 2. A fibroma on a nerve. **n., amputation-**, the neuroma of a stump, forming at the end of a divided nerve. **n., amyelinic**, a neuroma made up of non-medullated nerve-fibers. **n. cutis**, a cutaneous neuroma. **n. false**, a fibromatous tumor forming on a nerve. **n., ganglionic, n., ganglionated**, a neuroma made up of nerve-cells. **n., myelinic**, one made up of medullated nerve-fibers. **n. plexiform**, the development of multiple fibromatous tumors along the course of one or more nerves, attended with hyperplasia of the nerve-fibers. **n. telangiectodes**,

a vascular neuroma. **n., traumatic,** one occurring in a wound or amputation stump. **n., true,** a tumor containing nerve cells.

neuromalacia (*nū-ro-mal-a'-she-ah*) [*neuro-*; μαλακία, a softening]. A softening of nerve-tissue.

neuromast (*nū'-ro-mast*) [*neuro-*; μάστος, hillock]. A nerve hillock acting as a sense organ.

neuromatosis (*nū-ro-mat-o'-sis*) [*neuro-*; δμα, tumor; νόσος, disease]. A morbid tendency to the formation of neuromata.

neuromatous (*nū-ro'-mat-us*) [*neuroma*]. Of the nature of a neuroma.

neuromere (*nū'-ro-mēr*) [*neuro-*; μέρος a part]. A natural segment of the cerebrospinal axis.

neuromimesis (*nū-ro-mi-me'-sis*) [*neuro-*; μίμησις, imitation]. Hysteric phenomena resembling true organic disease.

neuromimetic (*nū-ro-mi-met'-ik*). Pertaining to neuromimesis.

neuromuscular (*nū-ro-mus'-kū-lar*) [*neuro-*; *muscular*]. Pertaining conjointly to nerves and muscles.

neuromyelitis (*nū-ro-mi-el-i'-tis*) [*neuro-*; *myelitis*]. Inflammation of myelonic substance or of the medulla spinalis.

neuromyology (*nū-ro-mi-ol'-o-je*) [*neuro-*; *myology*]. The classification of muscles with regard to their innervation.

neuromyopathic (*nū-ro-mi-o-path'-ik*) [*neuro-*; μῦς, muscle; πάθος, disease]. Relating to disease of both muscles and nerves.

neuromyositis (*nū-ro-mi-o-si'-tis*) [*neuro-*; *myositis*]. Myositis associated with neuritis.

neuron, neurone (*nū'-ron, nū'-rōn*) νεῦρον, nerve]. 1. The cerebrospinal axis taken as a whole. 2. One of the countless number of units of which the nervous system is composed. Each neuron consists of a cell and a series of processes. In every physiological act involving the nervous system at least two, usually more, neurons participate. The neuron at which the impulse starts is termed *archineuron;* the one at the termination, the *teleneuron*. See also *nerve-cell*. **n.s, Edinger's law concerning.** See under *Edinger*. **n.s, Goldscheider-Marinesco's law concerning.** See under *Goldscheider*. **n., internuncial,** one interposed between an afferent neurone and an efferent neurone. **n.-threshold,** the degree of excitation of a neuron which just suffices to produce a sensation in another with which it is in contact.

neuronal, neuronic (*nū-ron'-al, nū-ron'-ik*). 1. Relating to a neuron. 2. Trade name of a preparation said to be sedative and hypnotic.

neuronephric (*nū-ro-nef'-rik*) [*neuro-*; νεφρός, the kidney]. Pertaining to the nervous and renal systems.

neuronitis (*nū-ron-i'-tis*) [*neuron;* ιτις, inflammation]. Inflammation of a neuron, or nerve cell.

neuronophagia, neuronophagy (*nū-ron-o-fa'-je-ah, nū-ron-off'-aj-e*) [*neuro-*; φαγεῖν, to eat]. The destruction of neurones by phagocytes.

neuronosus (*nū-ron'-o-sus*) [*neuro-*; νόσος, disease]. Synonym of *neurosis*. **n. of the skin,** neurotic skin-disease.

neuronymy (*nū-ron'-im-e*) [*neuro-*; ὄνυμα, a name]. Neurologic nomenclature.

neuronyxis (*nū-ro-niks'-is*) [*neuro-*; νύσσειν, to prick]. The puncturing of nerves.

neuro-occipital (*nū-ro-ok-sip'-it-al*). Relating to a neural arch and the occiput.

neuroparalysis (*nū-ro-par-al'-is-is*) [*neuro-*; *paralysis*]. Paralysis due to disease of a nerve.

neuroparalytic (*nū-ro-par-al-it'-ik*). Pertaining to neuroparalysis.

neuropath (*nū'-ro-path*) [*neuro-*; πάθος, disease]. One who is predisposed to disorders of the nervous system.

neuropathic (*nū-ro-path'-ik*) [*neuro-*; πάθος, disease]. 1. Characterized by a diseased or imperfect nervous system. 2. Depending upon or pertaining to nervous disease. **n. eschar,** a bed-sore following disease of the spinal cord.

neuropathist (*nū-rop'-ath-ist*). Neurologist.

neuropathogenesis (*nū-ro-path-o-jen'-es-is*) [*neuro-*; *pathogenesis*]. The development of a disease of the nervous system.

neuropathology (*nū-ro-path-ol'-o-je*) [*neuro-*; *pathology*]. The pathology of diseases of the nervous system.

neuropathy (*nū-rop'-ath-e*) [*neuro-*; πάθος, disease]. Any nervous disease.

neurophlegmon (*nū-ro-fleg'-mon*) [*neuro-*; *phlegmon*]. Neuritis.

neurophonia (*nū-ro-fo'-ne-ah*) [*neuro-*; φωνή, voice]. A rare choreic disease of the larynx and muscles of expiration characterized by the utterance of sharp, spasmodic cries.

neurophysiology (*nū-ro-fiz-e-ol'-o-je*) [*neuro-*; *physiology*]. The physiology of the nervous system.

neuropile (*nū'-ro-pīl*) [*neuro-*; πίλος, felt]. The axis-cylinder process of a nerve cell.

neuropilem, neuropilema (*nū-ro-pi'-lem, -pi-le'-mah*) [*neuro-*; πίλος, felt]. The dense mat of fibrils formed in some parts by the branching nerve-processes.

neuroplasm (*nū-ro-plasm*) [*neuro-*; πλάσσειν, to mold]. The protoplasm filling the interstices of the fibrils of nerve-cells.

neuroplasty (*nū'-ro-plas-te*) [see *neuroplasm*]. A plastic operation on the nerves; nerve-grafting.

neuroplex, neuroplexus (*nū-ro-pleks, nū-ro-pleks'-us*). A plexus of nerves.

neuroploca (*nū-rop'-lo-kah*) [*neuro-*; πλοκή, a twisting]. A ganglion of the nervous system.

neuropodium (*nū-ro-po'-de-um*) [*neuro-*; πόυς, foot: *pl., neuropodia*]. A dendraxon.

neuropore (*nū'-ro-pōr*) [*neuro-*; πόρος, pore]. A small opening at the anterior extremity of the primary telencephalon; a pore between the neural canal and the exterior, in certain embryos.

neuropotential (*nū-ro-po-ten'-shal*). The energy contained in a neuron.

neuropsychiatry (*nū-ro-sik-i'-at-re*). The branch of medical science dealing with both nervous and mental diseases.

neuropsychology (*nū-ro-si-kol'-o-je*) [*neuro-*; *psychology*]. A system of psychology based on neurology.

neuropsychopathic (*nū-ro-si-ko-path'-ik*). Pertaining to neuropsychopathy.

neuropsychopathy (*nū-ro-si-kop'-ath-e*) [*neuro-*; ψυχή, mind; νόσος, disease]. A mental disease based upon, or manifesting itself in, nervous disorders or symptoms.

neuropsychosis (*nū-ro-si-ko'-sis*) [*neuro-*; *psychosis*]. A combined nervous and mental disease.

neurorecidive (*nū-ro-res'-id-īv*). The occurrence of nervous symptoms following the injection of salvarsan in syphilis.

neurorelapse (*nū-ro-re-laps'*). Neurorecidive.

neuroretinitis (*nū-ro-ret-in-i'-tis*) [*neuro-*; *retinitis*]. Inflammation of both the optic nerve and the retina.

neurorrhaphy (*nū-ror'-a-fe*) [*neuro-*; ῥαφή, suture]. The operation of suturing a divided nerve.

neurorrheuma (*nū-ror-ru'-mah*) [*neuro-*; ῥεῦμα, flow]. Nervous force.

neurorrhexis (*nū-ro-reks'-is*). The forcible tearing out of a nerve in the treatment of persistent neuralgia.

Neurorrhyctes hydrophobiæ (*nū-ro-rik'-tes hi-dro-fo'-be-e*) [*neuro-*; ὀρυκτης, a digger]. A Negri body, supposed to be the cause of rabies.

neurosal (*nū-ro'-sal*). Pertaining to, or of the nature of, a neurosis.

neurosarcokleisis . (*nū-ro-sar-ko-kli'-sis*) [*neuro-*; σάρξ, flesh; κλείσις, closure]. An operation performed for the relief of neuralgia; pressure on the affected nerve is relieved by partial resection of the osseous canal through which it passes, and transplanting it (the nerve) in the soft tissues.

neurosarcoma (*nū-ro-sar-ko'-mah*). A combined neuroma and sarcoma.

neurosclerosis (*nū-ro-skle-ro'-sis*) [*neuro-*; σκληρός, hard]. Sclerosis of nervous tissue.

neurosin (*nū-ro'-sin*) [*neuron*]. A trade name for several preparations, containing calcium, glycerol, and phosphates.

neurosis (*nū-ro'-sis*) [*neuron*]. Any morbid nervous state. A functional disease of the nervous system—a disturbance of the nerve-centers or peripheral nerves not due to any demonstrable structural change. **n., cyclist's,** painful hyperesthesia of the skin of the scrotum, perineum, and thighs from excess in bicycle-riding. **n., fatigue,** neurasthenia. **n., occupation-,** n., **professional,** a functional disorder affecting groups of muscles used in the performance of special movements. **n., traumatic,** any deviation from the normal state of the nervous system caused by violence. **n., Westphal's.** See under *Westphal.*

neurosism (*nū'-ro-sizm*). Same as *neurasthenia.*

neuroskeleton (*nū-ro-skel'-et-on*) [*neuro-*; *skeleton*]. The vertebrate endoskeleton, or true skeleton; so-called from being made up of parts that correspond with and largely serve to protect portions of the central nervous system.

neurosomes (*nū'-ro-sōmz*) [*neuro-*; σῶμα, a body]. Minute granules, variable in size, observed at the nodal points of the protoplasm of axis-cylinders.

neurospasm (*nū'-ro-spazm*) [*neuro-*; *spasm*]. Nervous spasm or twitching of a muscle.

neurosplanchnic (*nū-ro-splank'-nik*) [*neuro-*; σπλάγχνον, a viscus]. Pertaining to both the cerebrospinal and the sympathetic nervous systems.

neurospongium (*nū-ro-spun'-je-um*) [*neuro-*; σπογγίον, dim. of σπόγγος, a sponge]. The inner reticular layer of the retina.

neurostearic (*nū-ro-ste-ar'-ik*) [*neuro-*; στέαρ, fat]. Pertaining to nervous tissue and fat. **n. acid,** $C_{18}H_{36}O_2$. An acid isomeric with stearic acid, occurring in the brain.

neurosthenia (*nū-ro-sthe'-ne-ah*) [*neuro-*; σθένος, power]. Great nervous power, or abnormal excitation of the nervous centers.

neurosurgeon (*nū-ro-sur'-jun*). One who specializes in the surgery of the nervous system.

neurosurgery (*nū-ro-sur'-jer-e*). Surgery of the nervous system.

neurosuture (*nū-ro-su'-tūr*). The suture of a nerve.

neurosyphilis (*nū-ro-sif'-il-is*). Syphilis chiefly affecting the nervous system.

neurotabes (*nū-ro-ta'-bēz*) [*neuro-*; *tabes*, wasting]. A form of multiple neuritis resembling posterior sclerosis.

neurotagma (*nū-ro-tag'-mah*) [*neuro-*; τάγμα, that which has been arranged]. A linear arrangement of the structural elements of a neuron.

neurotension (*nū-ro-ten'-shun*). See *neurectasis.*

neurothecitis (*nū-ro-thes-i'-tis*) [*neuro-*; θήκη, a sheath; ιτις, inflammation]. Inflammation of a nerve sheath.

neurothele (*nū-ro-the'-le*) [*neuro-*; θήλη, a nipple]. A nerve-papilla.

neurotheleitis, neurothelitis (*nū-ro-the-le-i'-tis, nū-ro-the-li'-tis*). Inflammation of a nerve papilla.

neurothelion, neurothelium (*nū-ro-the'-le-on, -um*) [*neurothele*]. A small nerve-papilla.

neurotherapy (*nū-ro-ther'-ap-e*) [*neuro-*; θεραπεία, treatment]. The treatment of nervous diseases.

neurothlipsis (*nū-ro-thlip'-sis*) [*neuro-*; θλίβειν, to press]. Pressure on a nerve.

neurotic (*nū-rot'-ik*) [*neuron*]. 1. Pertaining to the nerves; nervous. 2. Pertaining to neuroses. 3. Having a disordered nervous system; suffering from a neurosis.

neurotica (*nū-rot'-ik-ah*) [*neuron*]. Functional nervous diseases.

neuroticism (*nū-rot'-is-izm*). The condition of having a disordered nervous system or of suffering from a neurosis.

neurotization (*nū-rot-iz-a'-shun*). 1. The regeneration of a divided nerve. 2. The acquiring of nerve substance.

neurotologic (*nū-ro-to-loj'-ik*). Pertaining to neurotology.

neurotology (*nū-ro-tol-o-je*) [*neuro-*; οὖς, ear; λόγος, science]. That branch of medical science dealing with affections of the brain and nervous system complicating lesions of the ear.

neurotome (*nū'-ro-tōm*) [*neuro-*; τομή, a cutting]. 1. A needle-like knife for the division of a nerve. 2. The nerve tissues of an embryonic metamere; a neural segment or neuromere.

neurotomy (*nū-rot'-o-me*) [see *neurotome*]. The division of a nerve.

neurotonia, neurotony (*nū-ro-to'-ne-ah, nū-rot'-on-e*). See *nerve-stretching.*

neurotonic (*nū-ro-ton'-ik*). 1. Pertaining to neurotony. 2. Having a tonic effect upon the nerves. **n. reaction,** a rare form of electric reaction exhibited in a persistent tetanic quivering of the muscles following irritation of the nerve-stems.

neurotoxic (*nū-ro-toks'-ik*) [*neuro-*; τοξικόν, a poison]. Having toxic action on neurons.

neurotoxin (*nū-ro-toks'-in*). A cytotoxin capable of destroying nerve cells.

neurotrauma (*nū-ro-traw'-mah*) [*neuro-*; τραῦμα, injury, wound]. Wound of a nerve.

neurotripsy (*nū-ro-trip'-se*) [*neuro-*; τρίβειν, to rub]. The crushing of a nerve.

neurotrophasthenia (*nū-ro-trof-as-the'-ne-ah*) [*neuro-*; τροφή, nourishment; *asthenia*]. Malnutrition of the nerves.

neurotrophic (*nū-ro-tro'-fik*) [*neuro-*; τροφή, nourishment]. Depending on or attained through the trophic influence exercised by the nerves.

neurotrophy (*nū-rot'-ro-fe*) [*neuro-*; τροφή, nourishment]. The nourishment of a nerve.

neurotropic (*nū-ro-trop'-ik*) [*neuro-*; τρόπος, a turn]. That which "turns towards" (*i. e.*, has a chemical affinity for) nervous tissue.

neurotropism (*nū-rot'-ro-pizm*) [*neuro-*; τρόπος, a turn]. The attraction or repulsion exercised

upon regenerating nerve-fibers. A substance is said to have *positive neurotropism* when these regenerating nerve-fibers have a tendency to grow toward and into it; *negative*, when they avoid it.

neurotrosis, neurotrosmus (*nū-rot'-ro-sis, nū-ro-troz'-mus*) [*neuro-*; τρῶσις, a wounding]. The wounding of a nerve.

neurovaricosis (*nū-ro-var-ik-o'-sis*) [*neuro-*; *varix*]. A varicosity on a nerve-fiber, or the formation of one.

neurovascular (*nū-ro-vas'-kū-lar*). Pertaining to both the nervous and vascular structures.

neurovisceral (*nū-ro-vis'-er-al*). Neurosplanchnic.

neururgic (*nū-rur'-jik*). Neurergic.

neurypnology (*nū-rip-nol'-o-je*). See *neurohypnology*.

Neusser's granules (*noy'-ser*) [Edmund von *Neusser*, Austrian physician, 1852–1912]. Basophilic granules sometimes found in the leukocytes of the blood, near the nuclei. They are regarded by Neusser as being closely connected with the uric-acid diathesis, but their presence has been noticed also in other conditions.

neutral (*nū'-tral*) [*neuter*, neither]. Neither alkaline nor acid; bland and soothing; inactive. **n. mixture,** solution of potassium citrate. See *potassium citrate, solution of*. **n. solution.** See *solution*.

neutralization (*nū-tral-iz-a'-shun*) [*neuter*, neither]. That process or operation that precisely counterbalances or cancels the action of an agent. In medicine, the process of checking the operation of any agent that produces a morbid effect. In chemistry, a change of reaction to that which is neither alkaline nor acid.

neutralize (*nū-tral'-iz*) [*neutral*]. To render neutral; to render inert; to counterbalance an action or influence.

neutralol (*nū-tral-ol*). Petrolatum liquidum.

neutralon (*nū-tral-on*). Trade name of a preparation of aluminium silicate.

neutrolactis (*nū-tro-lak'-tis*). A galactagogue said to be a liquid extract of *Galega officinalis*.

neutropenia (*nū-tro-pe'-ne-ah*) [*neutrophile*; πενία, poverty]. A decrease below the normal standard in the number of neutrophiles in the peripheral blood.

neutrophil, neutrophile (*nū'-tro-fil*) [*neuter*, neither; φίλος, loving]. 1. Stained readily by neutral dyes; applied to certain cells. 2. A leukocyte or histological element readily stainable with neutral dyes. **n. leukocytes,** leukocytes the protoplasm of which contains granules colored by neutral stains.

nevoid (*ne'-void*) [*nævus*, birth-mark; εἶδος, like]. Resembling a nevus. **n. elephantiasis.** See *lymph-scrotum*.

nevolipoma (*ne-vo-lip-o'-mah*). A rare form of lipoma containing a large number of blood-vessels, considered a degenerated nevus.

nevose (*ne'-vōs*) [*nevus*]. Spotted, having nævi.

nevus, nævus (*ne'-vus*) [L., *nævus*; pl., *nævi*]. 1. A circumscribed area of pigmentation; a mole. 2. An angioma of the skin, usually congenital. Syn., *mother's mark*. **nævus araneus.** See *acne rosacea*. **n., capillary,** one that involves the capillaries of the skin. **n., cutaneous,** a nevus of the skin. **nævus flammeus,** port-wine mark, a diffuse, very slightly raised red or purplish variety of nævus maternus, involving part of the face. **nævus lipomatodes,** a large, soft mole containing a quantity of fat and loose connective tissue. **nævus maternus.** See *nevus* (2). **nævus pigmentosus,** a mole; a circumscribed, congenital pigmentary deposit in the skin, varying in color from a light fawn to a blackish tint, and often associated with hypertrophy of the hairs. **nævus vascularis.** See *nevus* (2). **nævus vascularis fungosus, n. vascularis tuberosus,** a cavernous angioma marked by formation of red or bluish erectile tumors.

newgrowth (*nū'-groth*). A circumscribed new formation of tissue, characterized by abnormality of structure or location. As generally used, the term includes all true tumors, as well as tumor-like growths due to microorganisms, as the gumma and tuberculous tumor. Syn., *neoplasm*

Newton's color-rings (*nū'-ton*) [Sir Isaac *Newton*, English physicist, 1642–1726]. The colorings produced when a cover-glass is pressed upon a slide; they are the result of chromatic aberration.



SIR ISAAC NEWTON.

nexus (*neks'-us*) [*nectere*, to bind]. A tying or binding together; an interlacing. **n. nervorum opticorum,** the chiasm. **n. stamineus oculi,** the ciliary body.

N. F. Abbreviation of *National Formulary*, *q. v.*

NH_3. Ammonia.

NH_4. Ammonium.

NH_4Cl. Ammonium chloride.

Ni. The chemical symbol for *nickel*.

nibble (*nib'-l*). To gnaw; to eat in small bits.

niccolic (*nik-ol'-ik*) [*niccolum*, nickel]. Containing nickel.

niccolum (*nik'-ol-um*). Latin for *nickel*.

nickel (*nik'-l*) [G.]. Symbol Ni; atomic weight 58.68; quantivalence II, IV. A metal of silver-white luster, resembling iron in physical properties. See *Elements, Table of Chemical*. **n. bromide,** $NiBr_2 + 3H_2O$, has been used in epilepsy. Dose 5–10 gr. (0.32–0.65 Gm.). **n. chloride,** N_iCl_2, has been used as a tonic in anemia. Dose 2 gr. (0.13 Gm.). **n. sulphate,** $NiSO_4 + 7H_2O$, has been used as a tonic. Dose ½–1 gr. (0.032–0.065 Gm.).

nicking (*nĭk'-ĭng*) [origin obscure]. The incising of a horse's tail near the root, to cause it to be carried higher.

Nicklé's test for distinguishing glucose from cane-sugar (*ne-kla'*) [François Joseph Jérome *Nicklé*, French chemist, 1821–1869]. Heat the sugar for some time to 100° C. with carbon tetrachloride; cane-sugar is turned black by the process and glucose is not.

nico (*nī'-ko*). Same as *symphorol*, *q. v.*

Nicol's prism (*nĭk'-ol*) [William *Nicol*, English physicist, 1768–1851]. A polished prism of Iceland-spar, cut diagonally across the principal axis, the sections being joined together by means of Canada balsam. It reflects the ordinary ray of light out of the field, while the so-called polarized ray is transmitted.

Nicolaier's bacillus (*nĭk-o-lī'-er*) [Arthur *Nicolaier*, German physician, 1862–]. The *Bacillus tetani*.

nicotiana (*nĭk-o-she-a'-nah*) [Jean *Nicot*, French diplomat, 1530–1600]. See *tobacco*.

nicotianin (*nĭk-o-she-a'-nĭn*). The volatile principle to which tobacco owes its flavor

nicotianomania (*nĭk-o-she-an-o-ma'-ne-ah*) [*nicotine*, *mania*] Insane craving for tobacco

nicotine (*nĭk'-o-tēn*), $C_{10}H_{14}N_2$. A liquid poisonous alkaloid found in the leaves of the tobacco-plant. **n. bitartrate**, white soluble crystals used in tetanus and as an antidote in strychnine-poisoning. **n. salicylate**, hexagonal tablets containing 54 % of nicotine; recommended in scabies in 1 % lanolin ointment. **n. tartrate**, $C_{10}H_{14}N_2(C_4H_6O_6) + 2H_2O$, a solution more stable than that of free alkaloid or other salts.

nicotinism (*nĭk'-o-tĭn-ĭzm*) [*nicotine*]. The morbid effects from the excessive use of tobacco.

nicoulin (*nik'-oo-lĭn*). A drug which has been used in tetanus

nictation (*nik-ta'-shun*). Same as *nictitation*.

nictitating (*nĭk'-tĭt-a-tĭng*) [see *nictitation*]. Winking. **n. membrane.** See *membrane, nictitating*. **n. spasm**, blepharospasm.

nictitation (*nĭk-tĭt-a'-shun*) [*nictitare*, to wink]. Abnormal frequency of winking.

nidal (*nī'-dal*). Pertaining to a nidus.

nidation (*nī-da'-shun*) [*nidus*, nest]. The development of an endometrial epithelium in an intermenstrual period.

nidulus (*nĭd'-ū-lus*). The nucleus or origin of a nerve.

nidus (*nī'-dus*) [L., "nest"]. 1. A central point or focus of infection; a place in which an organism finds conditions suitable for growth and development. 2. A collection of ganglion-cells at the deep origin of a cranial nerve; a nucleus. **n. avis, n. hirundinis**, a deep fossa in the cerebellum situated between the posterior medullary velum in front and the nodule and uvula behind.

Niemann's disease, Niemann-Pick's disease (*ne'-man*). Splenohepatomegaly. A form of splenomegaly, with greatly enlarged spleen and liver, and a discolored skin. A disease of childhood.

Niemeyer's pill (*ne'-mi-er*) [Felix von *Niemeyer*, German physician, 1820–1871]. 1. A pill of quinine, 1 gr., digitalis, ½ gr., and opium, ¼ gr. used in pulmonary tuberculosis and taken every six hours. 2. A pill of digitalis, squill and calomel or mass of mercury; used as a diuretic.

night-blindness. See *nyctalopia*.

night-blooming cereus. See *cactus grandiflorus*.

night-cries. A symptom of nervous or physical disorders of children, and especially of the early stage of hip-disease. The child cries out in its sleep from pain produced by reflex spasmodic twitching of the muscles already abnormally irritable.

nightingale (*nī'-tĭn-gal*) [after Florence *Nightingale*, a nurse, 1820–1910]. A short cape used in hospitals to protect the shoulders and chest of nurses and patients.

nightmare. A dream characterized by great distress and a sense of oppression or suffocation. See *incubus, ephialtes, pavor nocturnus*.

night-pain. A symptom of hip-disease; pain in the hip or knee occurring during muscular relaxation of the limb in sleep.

night palsy. Numbness of the extremities occurring during the night, or on waking in the morning, affecting women about the period of the menopause.

nightshade (*nīt'-shād*). A name applied to plants of the genus *Solanum*. **n., deadly,** a poisonous plant, *Atropa belladonna*. See *belladonna*.

night-soil. The contents of out-door water-closets, cesspools

night-sweat. The profuse nocturnal sweating often observed in pulmonary tuberculosis and other wasting disorders.

night-terrors (*nīt'-ter-orz*). Distressing dreams occurring in children and causing them to wake up with cries of fear. Syn., *pavor nocturnus*.

night-walking. See *somnambulism*.

nigranilin (*nī-gran'-ĭl-ĭn*). Anilin-black.

nigredo (*nī-gre'-do*). Same as melasma.

nigrescent (*nī-gres'-ent*) [*nigrescere*, to become black]. Turning black; blackish, dusky.

nigrismus (*nī-grĭz'-mus*) [L.]. Synonym of *nigredo*. **n. linguæ**, black tongue.

nigritia, nigrities (*nī-grĭsh'-e-ah, nī-grĭsh'-e-ēz*). Same as *nigrismus*, and *glossophytia*.

nigrosine (*nī'-gro-sēn*) [*niger*, black]. A blue-black anilin dye, used in staining brain tissue.

nihil album (*nī'-hĭl*). Flowers of zinc; crude zinc oxide. **n. græcum**, zinc oxide.

nihilism (*nī'-hĭl-ĭzm*) [*nihil*, nothing]. Pessimism in regard to the efficacy of drugs.

niin (*nī'-ĭn*). A fatty substance allied to and probably identical with axin.

nikalgin (*nī-kal'-jĭn*) [*νίκη*, victory; *ἄλγος*, pain]. A dressing for wounds, it is said to have great anesthetic and antiseptic properties.

Nikiforoff's method of fixation of blood-films (*nĭk-e-for'-off*) [Mikhail Nikiforovich *Nikiforoff*, Russian physician, 1858–]. This consists in immersion of the dried films in ether, in absolute alcohol, or in a mixture of equal parts of the two.

Nikolsky's sign (*nik-ol'-ske*) [Pyotr Vasilyevich *Nikolsky*, Russian dermatologist, 1855–]. Excessive sensibility of the skin with loss of the superficial layer, on receipt of a slight injury.

ninhydrin (*nin-hī'-drin*). Trade name of triketohydrindene-hydrate, $C_6H_4(CO)_2C(OH)_2$. It is soluble in water, and gives a color reaction with albumin, peptones, polypeptids and amino acids. It is also used in Abderhalden's test for pregnancy.

ninth nerve. The glossopharyngeal nerve. Formerly the hypoglossal nerve (the twelfth) was called the ninth nerve.

niobium (*nī-o'-be-um*) [*Νιοβη*, the daughter of Tantalus]. A rare metal, akin to bismuth and to antimony; symbol Nb; atomic weight 93.5. It is also known as *columbium*. Its medicinal properties are little known. See *Elements, Table of*.

niopo [Venezuelan name]. A snuff prepared from the seeds of *Piptadenia peregrina*, which produces an intoxication approaching frenzy.

niphablepsia (*nif-ah-blep'-se-ah*) [νιφα, snow; ἀβλεψία, blindness]. Snow-blindness.

niphotyphlosis (*nif-o-tif-lo'-sis*) [νιφα, snow; τυφλωσις, blindness]. Snow-blindness.

nipiology (*nip-e-ol'-o-je*). Nepiology.

nippers (*nip'-erz*). An instrument for seizing small bodies. **n., bone,** an instrument for grasping small bits of bone.

nipple (*nip'-l*) [allied to *neb*, the beak of a bird, from AS., *nebb*, the face]. The conical projection in the center of the mamma, containing the outlets of the milk-ducts. **n., cracked,** a nipple the epidermis of which is broken in places. **n., crater.** See *n., retracted.* **n.-line,** a vertical line drawn on the surface of the chest through the nipple. **n.-protector,** a device worn by nursing women to protect the nipple. It is called also a *nipple-shield.* **n., retracted,** a nipple drawn below the surrounding level. **n. shield.** See *n. protector.*

nirls, nirles (*nerlz*) [origin obscure]. A variety of herpes.

nirlus (*nir'-lus*) [origin obscure]. An ephemeral papular eruption sometimes following measles or scarlatina.

nirvanin (*nir-van'-in*). The hydrochloride of diethylglycocoll-paraamido-o-oxybenzoic-methyl-ester. It is a local anesthetic, one-tenth as toxic as cocaine, used by Schleich's infiltration method in 0.2–0.5 % solution; in dentistry in 2 to 5 % solution.

nirvanol (*nir'-van-ol*) Nirvanin.

Nisbet's chancres [William *Nisbet*, English physician, 1759–1822]. Nodular abscesses on the penis following acute lymphangitis from soft chancre. Syn., *Bubonuli nisbethii.*

Nissl's bodies (*nis'-l*) [Franz *Nissl*, German neurologist, 1860–1919]. Chromophile corpuscles. The chromophilic bodies of a nerve-cell; finely granular bodies, of various sizes and shapes, brought out between the cytoreticulum by staining with Nissl's stain. Syn., *tigroid masses.* **N.'s degeneration,** the slow atrophic changes which a neurone undergoes when it is prevented from functionating. **N.'s stain,** methylene-blue.

nisus (*ni'-sus*) [L., "effort," from *niti*, to endeavor]. 1. Any strong effort or struggle. 2. The periodic desire for procreation manifested in the spring season by certain species of animals. 3. The contraction of the diaphragm and abdominal muscles for the expulsion of the feces or the urine. **n. formativus,** see *nisus* (2).

nit [AS., *hnitu*, a nit]. The egg or larva of a louse.

niter (*ni'-ter*) [Ar., *nitrūn*, natron]. Potassium nitrate or saltpeter. **n., cubic,** sodium nitrate. **n., rough,** magnesium chloride. **n., sweet spirit of** (*spiritus ætheris nitrosi*, U. S. P.), spirit of nitrous ether, an alcoholic solution of ethyl nitrite. Dose in fever 20–30 min. (1.3–2.0 Cc.); as a diuretic 30–60 min. (2–4 Cc.).

Nithsdale neck [*Nithsdale*, a valley in Dumfries, Scotland]. Goiter.

niton (*ni'-ton*). A name proposed by Ramsey for radium emanation. It is now called radon *q. v.* See *Elements, Table of.*

nitragin (*ni'-traj-in*). A nitrifying bacterial ferment obtained from the root-tubercles of leguminous plants.

nitrate (*ni'-trāt*). A salt of nitric acid.

nitrated (*ni'-tra-ted*). Combined with nitric acid.

nitratine (*ni-tra-tēn*). Sodium nitrate.

nitration (*ni-tra'-shun*) [*nitric*]. The process of combining or testing with nitric acid.

nitre (*ni'-ter*). See *niter.*

nitric (*ni'-trik*) [*niter*]. Pertaining to or containing niter. **n. acid.** See *acid, nitric.* **n.-ac d test,** a test for albumin, consisting in the addition of nitric acid to the suspected fluid—if albumin is present, a precipitate is formed. The test is usually applied by superimposing the suspected fluid over the acid. Syn., *Heller's test.*

nitrification (*ni-trif-ik-a'-shun*) [*niter; facere*, to make]. The conversion of the nitrogen of ammonia and organic compounds into nitrous and nitric acids, a process constantly going on in nature under the influence of certain bacteria and other agencies.

nitrifier (*ni'-trif-i-er*). A nitrifying microorganism.

nitrifying (*ni'-trif-i-ing*). Applied to bacteria which oxidize ammonia to nitrous and nitric acids.

nitril (*ni'-tril*) [*niter*]. A compound of cyanogen with an alcohol radical in which the nitrogen is trivalent and the radical is united to the remaining carbon atom. The nitrils are readily converted into acids.

nitrilase (*ni'-tril-ās*). An enzyme which splits up nitriles.

nitrile, same as *nitril.*

nitrite (*ni'-trīt*) [*niter*]. A salt of nitrous acid. See *amyl nitrite, potassium nitrite, sodium nitrite.* The nitrites produce dilatation of the blood-vessels, diminution of the blood-pressure, increased rapidity of the pulse, and depression of the motor centers in the spinal cord. They are used as antispasmodics in asthma and angina pectoris, in spasmodic dysmenorrhea, tetanus, epileptic and hysterical convulsions, and in cases of arteriosclerosis with high arterial tension. Full doses in man give rise to flushing of the face, throbbing, and headache. For test, see *Griess.*

nitritoid (*ni'-tri-toyd*) [*nitrite; εἶδος*, resemblance.] Like a nitrite. **n. reaction,** a reaction which sometimes follows the intravenous injection of arsphenamine; it consists of some or all of the following: flushing of the face, rapid pulse, dyspnea, nausea, vomiting, precordial pain and syncope.

nitrituria (*ni-tri-tū'-re-ah*). The presence of nitrates or nitrites or both nitrates and nitrites in the urine when voided.

nitro- (*ni-tro-*) [*niter*]. 1. A prefix denoting combination with the univalent radical NO_2. 2. A prefix denoting combination with nitrogen.

nitro-anisol (*ni-tro-an'-is-ol*), $C_7H_7NO_3$. A derivative of anisol.

nitrobacter (*ni-tro-bak'-ter*). The *bacillus nitrobacter*, a nitrifying bacterium.

nitrobacteria (*ni-tro-bak-te'-re-ah*) [*nitro-; bacteria*]. Bacteria that convert ammonia into nitric acid. See *table* p. 859.

nitrobenzol, nitrobenzene (*ni-tro-ben'-zol, ni-tro-ben'-zēn*) $C_6H_5NO_2$. An oily, sweetish liquid made by the action of strong nitric acid on benzol. It is an intermediate product in the manufacture of anilin oil, and is employed as a flavoring agent under the name of artificial oil of bitter almonds or oil of mirbane. It is a powerful poison, resembling hydrocyanic acid in action. Persons engaged in its manufacture often suffer from headache and drowsiness.

nitrobenzolism (*ni-tro-ben'-sol-izm*). Poisoning by nitrobenzol through ingestion of some liquor

containing it, through inhalation of its vapor, or through cutaneous absorption.

nitrocellulose (*ni-tro-sel'-ū-lōs*). See *pyroxylin*.

nitroerythrol (*ni-tro-er'-ith-rol*), $C_4H_6(NO_3)_4$. Butane tetranitrate, obtained by dissolving erythrol in nitric acid; large glistening plates melting at 61° C. It explodes on percussion; used in the same manner as nitroglycerin.

nitroform (*ni'-tro-form*), $CH(NO_2)_3$. An oily acid compound, chemically analogous to chloroform. It is usually obtained by treating biliary acids with nitric acid.

nitrogen (*ni'-tro-jen*) [*nitro-*; γεννᾶν, to produce]. Symbol N; atomic weight 14.01; quantivalence I, III, V. A nonmetallic element existing free in the atmosphere, of which it constitutes about 77 % by weight. It is a colorless, odorless gas, incapable of sustaining life. Chemically it is very inert, and combines directly with but few elements. It is an important constituent of all animal and vegetable tissues. **n. distribution,** n partition. **n.-equilibrium,** the state of an animal in which, during a definite period, the nitrogen of the excreta equals in amount the nitrogen of the food. **n. group,** the elements nitrogen, phosphorus, arsenic and antimony. **n.-lag.** The time elapsing between the ingestion of a protein and the appearance in the urine of an amount of nitrogen equal to that taken in. **n. partition,** the estimation of the amount of nitrogen present in each of the nitrogenous constituents of the urine.

nitrogenized (*ni-troj'-en-ized*). Containing nitrogen.

nitrogenous (*ni-troj'-en-us*). Containing nitrogen.

nitrogenuric diabetes (*ni-tro-jen-ū'-rik*). Same as azoturic diabetes. See under *diabetes*.

nitroglucose (*ni-tro-glō'-kōs*). A substance obtained from glucose by action of nitric and sulphuric acids; used as an arterial stimulant. Dose of 5 % solution ½–1 min. (0.016–0.065 Cc.).

nitroglycerin (*ni-tro-glis'-er-in*) [*nitro-; glycerin*]. $C_3H_5(NO_3)_3$. Glonoin, glyceryl trinitrate, a colorless, oily liquid produced by the action of sulphuric and nitric acids upon glycerol. It is a powerful explosive; physiologically it has the actions of the nitrites, but is more persistent than amyl nitrite, which it most resembles. Dose $\frac{1}{200}$–$\frac{1}{70}$ gr. (0.0003–0.0013 Gm.). **n., spirit of** (*spiritus glycerylis nitratis*, U. S. P.), spirit of glyceryl trinitrate, a 1 % alcoholic solution. Dose 1–2 min. (0.065–0.13 Cc.). **n., tablets of** (*tabellæ nitroglycerini*, B. P.), contain each $\frac{1}{100}$ gr. (0.0006 Gm.) of nitroglycerin.

nitrohydrochloric acid (*ni-tro-hi-dro-klo'-rik*). See *acid, nitrohydrochloric*.

nitrolevulose (*ni-tro-lev'-ū-lōs*). Dextrose nitrate It has properties similar to nitroglycerin.

nitrolin (*ni'-tro-lin*) [*niter; oleum*, oil]. An explosive compound consisting of a mixture of cellulose, niter, and nitrosaccharose.

nitromannitol (*ni-tro-man'-it-ol*). A substance obtained from mannitol by the action of nitric and sulphuric acids; it is a vasodilator.

nitrometer (*ni-trom'-et-er*) [*nitrogen; μέτρον*, measure]. An apparatus for collecting and measuring nitrogen gas, or for decomposing nitrogen oxides and estimating the resulting gases.

nitromonas (*ni-tro-mo'-nas*) [*nitro-; μονάς*, unit]. A group of bacteria occurring in the soil, which convert ammonium salts into nitrites and nitrites into nitrates. They will not grow in organic media.

nitromuriatic acid (*ni-tro-mū-re-at'-ik*). See *acid, nitrohydrochloric*.

nitron (*ni-tron*). The molecular weight of a radium emanation.

nitropropiol (*ni-tro-pro'-pe-ol*). A preparation of orthonitrophenyl-propiolic acid and sodium carbonate; used for detecting sugar in the urine. **n. test for sugar in the urine,** place 10 to 15 drops of urine in test-tube, add 10 Cc. distilled water and a nitropropiol tablet, and heat two to four minutes. In the presence of sugar there is a green coloration, followed by blue color. This will indicate 0.3 % of sugar, and only takes place if grape sugar is actually present.

nitrosaccharose (*ni-tro-sak'-ar-ōs*) [*nitro-; σάκχαρον*, sugar]. An unstable, resinous, explosive compound produced by treating saccharose with nitric acid.

nitrosalol (*ni-tro-sa'-lol*). A yellowish powder melting at 148° C., soluble in alcohol or ether, insoluble in water; it is used in making salophen

nitroso- (*ni-tro-so-*) [*niter*]. A prefix signifying combination with nitrosyl, the univalent radical NO.

nitrosobacter (*ni-tro-so-bak'-ter*). A rod-like form of nitrifying bacteria.

nitrosobacteria (*ni-tro-so-bak-te'-re-ah*). See *nitrobacteria*.

nitrosococcus (*ni-tro-so-kok'-us*). A coccus form of nitrifying bacteria. Cf. *nitromonas*.

nitrosomonas (*ni-tro-so-mo'-nas*). See *nitromonas*.

nitrosonitric acid (*ni-tro-so-ni'-trik*). Fuming nitric acid containing nitrous acid gas.

nitrosophenyldimethylpyrazol (*ni-tro-so-fen-il-dimeth-il-pir'-az-ol*), $C_{11}H_{11}(NO)N_2O$. A reaction-product of a solution of sodium nitrite with a solution of antipyrin in acidulated water; it is antipyretic, analgesic, and diuretic. Syn., *isonitrosoantipyrin*.

nitrosubstitution (*ni-tro-subs-ti-tū'-shun*). The replacing of an atom or radical by nitryl, NO_2.

nitro-sugars (*ni-tro-shug'-ers*). Such substances as nitroglucose; used as vasodilators.

nitrosyl (*ni-tro'-sil*). The univalent radical NO. **n. sulphate,** $NOHSO_4$, a nitrosyl substitution derivative of sulphuric acid; a disinfectant.

nitrous (*ni-trus*) [*niter*]. 1. Containing nitrogen as a univalent or trivalent element. 2. Pertaining to or derived from nitrous acid **n. acid,** HNO_2, an acid having one atom of oxygen less than nitric acid. See *Griess*. **n. ether,** $C_2H_5NO_2$, ethyl nitrite, a very volatile liquid having properties similar to those of amyl nitrite. **n. oxide,** N_2O, used as a general anesthetic in dentistry and in surgery. Syn., *hyponitrous oxide; laughing-gas; nitrogen protoxide*.

nitroxyl (*ni-troks'-il*), NO_2. A univalent radical found in nitric acid.

nitryl (*ni'-tril*). NO_2. A univalent radical.

niveau diagnosis (*ne'-vo*) [Fr., *niveau*, level]. Localization of level of (spinal) tumor or other lesion.

nizin (*ni'-sin*). Trade name applied to a zinc salt of sulphanilic acid.

NK. (*Nomenklatur Kommission*). The committee appointed to revise the BNA.

N. N. N. medium. [abbreviation of *N*icolle, *N*ovy, and Mc*N*eal]. A culture medium composed of agar 14 Gm., salt 6 Gm., distilled water 900 Cc. This is sterilized, the agar pipetted off into test-tubes, and one-third volume of fresh rabbit's blood added. It is used for the culture of *Trypanosoma gambiense*.

N. N. R. An abbreviation for *New and Non-official Remedies*, i. e., those that have been approved

by the Council of Pharmacy and Chemistry of the American Medical Association

No. An abbreviation of the Latin *numero*, "to the number of"

N. O. Abbreviation of Nuisance Order

N_2O. Nitrogen monoxide Nitrous oxide

N_2O_3. Nitric oxide

N_2O_5. Nitrogen pentoxide

noasthenia (*no-as-the'-ne-ah*) Mental feebleness

Nobel's (Le) test for acetone. A modification of Legal s test **Le N.'s test for bile-pigments,** add to the liquid zinc chloride and a few drops of tincture of iodine A dichroic play of colors is the result

noble cells The cells of muscles, nerves and organs, in contradistinction to epithelial and connective tissue cells **n. elements.** 1 The same as *noble cells* 2 The same as *noble metals* **n. gases,** the inert gases helium, neon, argon, krypton, xenon, and niton so-called (by the Germans) because they will not enter into chemical combination with any other elements **n metals,** metals which do not oxidize in exposure to air, they are gold, silver, platinum mercury, palladium, rhodium, ruthenium osmium and iridium

Nocard's bacillus (*no-kar'*) [Edward Isidore Étienne *Nocard*, French veterinarian, 1850–1903] *Bacillus pseudotuberculosis*

Nocardia (*no-kar'-de-ah*) [see *Nocard's bacillus*] A genus of fungi or hyphomycetes

nocardiosis (*no kar-de-o'-sis*) [see *Nocard s bacillus*] Infection (or infestation) with Nocardia

nocarodes (*no-kar-o'-dēz*) [νῶκαρ, lethargy, εἶδος, like] Lethargic

Nocht-Romanowsky stain (*nokt'-ro-man-off'-ske*) This requires two solutions I Methylene blue, 1 0 Gm , sodium carbonate, 0 5 Gm , distilled water, 100 0 Gm Heat at 60° C for two days until solution shows a slight purplish color II Eosin, soluble, yellowish, 1 0 Gm , distilled water 100 0 Cc Mix a few drops of each of these solutions with about 10 Cc of distilled water in an Esmarch dish, the smear, which has previously been fixed in absolute methyl alcohol is then floated on this mixture for about ten minutes

nociassociation (*no-se-as-o-se-a'-shun*) [*nocere*, to injure] The release of nervous activity as manifested by shock or exhaustion, the result of trauma or surgical operation See *anociassociation*

nociceptive (*no-se-sep'-tiv*) [see *nociceptor*] Capable of receiving or transmitting painful or traumatic stimuli

nociceptor (*no-se-sep'-tor*) [*nocere*, to injure, *capere*, to take] A peripheral nerve organ or mechanism by which stimuli of pain or trauma are received and conveyed to the cerebrum

nociinfluence (*no-se-in'-floo-ens*) Harmful influence

nociperception (*no-se-per-sep'-shun*). The perception of harmful influences by the nerve centers

noctambulation (*nok-tam-bū-la'-shun*) [*nox*, night, *ambulare*, to walk] Sleep-walking

noctiphobia (*nok-te-fo'-be-ah*) [*nox*, night, φόβος, fear] Morbid fear of night and its darkness and silence, at times a distressing accompaniment of neurasthenia

noctograph (*nok'-to-graf*) [*nox*, night, γράφειν, to write] A device by which writing is done by blind persons

nocturnal (*nok-tur'-nal*) [*nocturnus*, pertaining to the night] Pertaining to the night **n. emission, n. pollution,** the discharge of semen without coitus during sleep **n. enuresis,** incontinence of urine at night during sleep **n. epilepsy,** epilepsy in which the convulsions occur at night

nocuity (*nok-ū'-it-e*) [*nocuus*, injurious] Injuriousness, harmfulness, the quality of being noxious

nocuous (*nok'-ū-us*) [*nocuus*, injurious] Noxious, hurtful, venomous **n. meat,** meat from animals affected with disease that may be transmitted to man

nod. 1 To drop the head forward with a quick involuntary motion 2 The motion so made

nodal (*no'-dal*) [*nodus*, a node] Pertaining to a node **n point,** the point of intersection of convergent rays of light with the visual axis of the eye The first nodal point is 6 9685 mm behind the summit of the cornea The second nodal point is 7 3254 mm behind the summit of the cornea, or 0 1254 mm behind the lens

nodding spasm (*nod'-ing spazm*) A nodding of the head from spasm of the sternomastoid muscle

node (*nod*) [*nodus* a node] 1 A knob swelling or protuberance 2 A point of narrowing or constriction **n , atrioventricular, n , auriculoventricular,** a node in the right auricle which forms the starting point of the bundle of His **n Haygarth's.** See *Haygarth* **n , Heberden's** See *Heberden* **n., lymph.** See *lymphatic* under *gland* **n., Parrot's** See *Parrot* **n., Ranvier's** See *Ranvier* **n., Schmidt's** See *Schmidt* **n singer's,** trachoma of the vocal cords **n sinoatrial, n , sinoauricular,** a node at the entrance of the superior vena cava into the right auricle **n , syphilitic,** the localized swelling on bones due to syphilitic periostitis

nodose (*no'-dos*) Characterized by nodes, jointed or swollen at intervals

nodositas (*no dos'-it-as*) [L] Nodosity **n. crinium,** trichorrhexis nodosa

nodosity (*no-dos'-it-e*) [*node*] 1 **The state of having nodes** 2 A node **n , Bouchard's.** See under *Bouchard* **n , Féréol's.** See under *Féréol* **n , Haygarth's, n., Heberden's** See under *Haygarth* and *Heberden* **n , Meynert's** See under *Meynert* **n s, piedric,** those characteristic of piedra, a disease of the hair due to a parasitic fungus

nodous (*no'-dus*) Nodose

nodular (*nod'-ū lar*) [*nodule*] Composed of or covered by nodules, resembling a nodule

nodulated (*nod-ū-la'-ted*) Nodular.

nodulation (*nod-ū la'-shun*). The formation or presence of nodules

nodule (*nod'-ūl*) [*nodulus*, dim of *nodus*] A small node **n s of Arantius.** See *corpora Arantii* **n. of cerebellum,** the anterior termination of the inferior vermiform process of the cerebellum **n s, endolymphangeal,** small knobs formed within lymphatic vessels by localized masses of adenoid tissue **n , lymph-,** a more correct term of lymph-follicle **n s, lymphangeial, n s, lymphatic, n s, lymphoid,** localized masses of adenoid tissue consisting of branched nucleated corpuscles holding lymphoid cells in the spaces between them **n s of Morgagni** Same as *n s of Arantius*

noduli (*nod'-ū-li*) Plural of *nodulus*

nodulus (*nod'-ū-lus*) [L *pl* , *noduli*] 1 See *nodule* 2 The nodule of the cerebellum **n. hystericus** Same as *globus hystericus* **noduli**

albini, small pathological knots sometimes seen on the free border of the auriculoventricular valves. **n. vermis,** the nodule of the cerebellum.

nodus (*no'-dus*). See *node*.

noegenesis (*no-e-jen'-e-sis*) [νοῦς, mind; γένεσις, production]. In psychology, a term that denotes the utmost degree of creativeness the mind can attain to.

noematachograph (*no-e-mat-ak'-o-graf*) [νόημα, though; ταχύς, swift; γράφειν, to write]. A device for recording the time of mental activity.

noematic (*no-e-mat'-ik*) [νόημα, thought]. Pertaining to thought or to any mental operations.

noematachymeter (*no-e-mat-ak-im'-et-er*) [νόημα, a thought; ταχύς, swift; μέτρον, measure]. An apparatus for estimating the time taken in recording a simple perception.

nœud vital (*neh-ve-tal'*) [French, *nœud*, knot]. The location of the respiratory center near the tip of the calamus scriptorius.

Noguchi's luetin reaction (*no-goo'-tshe*) [Hideyo *Noguchi*, Japanese bacteriologist, 1876–1928]. The intracutaneous injection of a drop of luetin is followed in 24 to 48 hours by an indurated papule with a red center and a purple border, if syphilis is present. **N.'s modification of Wassermann's syphilis test,** the use of anti-human, instead of anti-sheep, hemolytic; also of amboceptor, complement, and antigen test-papers.

noisome (*noi'-sum*). Hurtful; noxious.

noli-me-tangere (*no-li-me-tan'-jer-e*) [L., "touch me not"]. See *ulcer, rodent*.

noma (*no'-mah*) [νομή, a corroding sore]. A grave, usually fatal, form of stomatitis, occurring in debilitated children, generally during the convalescence from one of the exanthemata. It is characterized by the formation of a rapidly spreading ulcer involving the cheek and soon becoming gangrenous. Syn., *cancrum oris; gangræna oris; gangrenous stomatitis.* **n. pudendi, n. vulvæ,** a similar ulceration occurring about the genital region of female children.

nomadic (*no-mad'-ik*) [νομάς, roving]. Spreading; said of ulcers.

nomenclature (*no'-men-kla-tūr*) [*nomen*, a name; *calare*, to call]. A systematic arrangement of the distinctive names employed in any science.

nomogram (*nom'-o-gram*) [νόμος, a law; γράμμα, a written character]. Representation of correlations by graphs, or charts, or diagrams.

nomotopic (*nom-o-top'-ik*) [νόμος, law or custom; τόπος, place]. Occuring at usual site.

non- [*non*, not]. A prefix denoting negation.

nona (*no'-nah*). Encephalitis lethargica.

non-access (*non-ak'-ses*) [*non; accessus*, an approach]. Reverse of *access, q v.* In law, illegal cohabitation; a child thus conceived is a bastard.

nonadherent (*non-ad-he'-rent*). Not connected to an adjacent organ or part

nonalbuminoid (*non-al-bū'-min-oid*). A nitrogenous compound of simpler composition than a protein; nonprotein, *e. g.*, the nitrogenous extractive of muscular and connective tissue.

nonan (*no'-nan*) [*nonus*, ninth]. Having an exacerbation every ninth day.

non compos mentis (*non kom'-pos men'-tis*) [L.]. Of unsound mind.

nonconductor (*non-kon-duk'-tor*). Any substance not transmitting electricity or heat.

non-disjunction (*dis-junk'-shŭn*). Failure of a pair of chromosomes to separate at meiosis, (or of a dividing chromosome to separate in ordinary cell division) so that both members of a pair are carried to one daughter cell, and none to the other.

nonigravida (*non-e-grav'-id-ah*) [*nonus*, ninth; *gravida*, a pregnant woman]. A woman pregnant for the ninth time.

nonipara (*non-ip'-ar-ah*) [*nonus*, ninth; *parere*, to bring forth]. A woman who has been in labor nine times.

non-motile (*non-mo'til*) [*non; motilis*, moving]. Not having the power of spontaneous motion.

non-naturals, the six. In the old hygiene, this term designated air, food, exercise, sleep, secretion (and excretion), and mental activity.

Nonne-Apelt reaction (*non'-eh-ah'-pelt*) [Max *Nonne*, and F. *Apelt*, German physicians]. Mix equal parts of cerebrospinal fluid with 80 % solution of ammonium sulphate; saturate while hot, then filter and cool. The specimen is allowed to stand for 3 minutes. Normal spinal fluid shows no change; opalescence or turbidity indicates something pathological in the nervous system.

nonose (*no'-nōs*) [*nonus*, nine]. One of a group of the glucoses, with the formula $C_9H_{18}O_9$.

nonparous (*non-par'-us*). Same as *nullíparous*.

nonprotein (*non-pro'-te-in*). See *nonalbuminoid*.

non-protein nitrogen of the blood is the total N of the blood *less* that of the proteins.

non-restraint (*non-re-strānt'*) [*non*; Fr., *restraindre*, to restrain]. The treatment of insanity without any forcible means of compulsion.

non-sexual (*non-seks'-ū-al*) [*non; sexus*, sex]. Same as asexual.

nonus (*no'-nus*) [L., "ninth"]. The hypoglossal nerve, which was the ninth under the old classification of the cranial nerves.

nonvalent (*non-va'-lent*). Without valency; incapable of entering into chemic combination.

nonviable (*non-vi'-ab-l*). Incapable of living.

noopsyche (*no'-o-si-ke*) [νόος, intelligence; ψύχη, soul]. Mental or reasoning processes.

(von) Noorden treatment. See *oat treatment*.

Nordauism (*nor'-dow-izm*) [Max Simon *Nordau*, German scientist, 1849–]. Degeneracy.

Nordhausen sulphuric acid (*nord'-how-zen*) [*Nordhausen*, a town in Saxony where it was first prepared]. Fuming sulphuric acid; sulphuric acid containing more or less sulphur trioxide.

nori (*no'-re*). A Japanese gelatin from *Porphyra vulgaris*, used in cultivating protozoa.

norleucine (*nor-lū'-sin*). Leucine; alpha aminocaproic acid.

norm [*norma*, a rule or measure]. A standard.

norma (*nor'-mah*). In anatomy, a view or aspect, essentially of the skull. **n. anterior,** n. facialis. **n. basilaris,** the view of the skull looking toward the inferior aspect. **n. facialis, n. frontalis,** the aspect looking toward the face. **n. inferior,** n. ventralis. **n. lateralis,** a profile view. **n. occipitalis,** the aspect looking toward the back of the skull. n. posterior, n. occipitalis. **n. sagittalis,** the view of the skull seen in a mesial sagittal section. **n. superior,** n. verticalis. **n. ventralis,** the inferior aspect of the skull. **n. verticalis,** the aspect viewed from above, or that directed toward the top of the skull.

normal (*nor'-mal*) [*norma*]. 1. Conforming to natural order or law. 2. Having the typical structure. **n. antitoxic serum, n. therapeutic serum,** an antitoxic blood-serum of which 0.1 Gm. is sufficient to neutralize ten times the fatal dose of toxin for a guinea-pig weighing 300 Gm. **n. salt solution, n. saline solution,** an aqueous solution of sodium chloride of a strength similar to that of the body-fluids—usually 0.6 to 0.75%. This is the commonly accepted use of the

term, but it is incorrect and should be replaced by the term *physiological solution*. **n. solution,** a solution containing in one liter a quantity of the reagent equal to the molecular weight in grams. A *decinormal* solution is one of $\frac{1}{10}$ the strength, and a *centinormal* solution one of $\frac{1}{100}$ the strength, of the normal solution.

normal-labilin (*nor'-mal lab'-il-in*) [*norma; labi*, to glide]. A cancer restraining thermolabile protein found in cancer serum which dissolves in half an hour when heated to 56° C. See *labilin*.

normalization (*nor-mal-iz-a'-shun*). The bringing to normal.

normoblast (*nor'-mo-blast*) [*norma;* βλαστός, a germ]. A nucleated red corpuscle of the same size as an ordinary red corpuscle.

normocyte (*nor'-mo-sīt*) [*norma;* κύτος, a cell]. A red blood-corpuscle of normal size (7.5 μ).

normocytosis (*nor-mo-si-to'-sis*) [see *normocyte*]. A normal state of the corpuscles of the blood.

normoorthocytosis (*nor-mo-or-tho-si-to'-sis*) [*norma*, rule; ὀρθος, correct; κύτος cell]. The leucocytes are increased in number, but the proportion of the various blood cells is normal.

normotonic (*nor-mo-ton'-ik*) [*norma;* τόνος, a stretching]. Relating to normal muscular contraction; to a muscle working under normal physiological conditions.

Norris's colorless corpuscles [Richard *Norris*, English physiologist, 1831–1916]. Colorless, transparent biconcave discs of the same size as the red corpuscles, invisible in the serum because their color and refractive index are the same as those of the liquor sanguinis.

Norwegian itch. A variety of aggravated scabies seen mainly in lepers.

Norwood's tincture (*nor'-wood*) [Wesley C. *Norwood*, American physician]. A tincture of veratrum viride, said to be prepared from the fresh root and to contain 240 gr. of veratrum viride in each ounce of alcohol.

nose (*nōz*) [AS., *nosu*]. The prominent organ occupying the center of the face, the upper part (*regio olfactoria*) of which constitutes the organ of smell, the lower part (*regio respiratoria*) represents the commencement of the respiratory tract, in which the inspired air is warmed, moistened, and deprived of impurities. The nose consists of two symmetrical cavities, separated by a *septum*, and is lined internally by mucous membrane (*Schneiderian membrane*). **n., bottle,** an hypertrophied condition of the nose with a varicose condition of its veins, usually associated with alcoholism. **n., bridge of,** the prominence formed by the junction of the nasal bones. **n., hammer,** rhinophyma. **n. hole,** nostril. **n., saddle, n., saddleback, n., sway-back,** one with a depression in the bridge due to the loss of the septum.

nosebleed (*nōz'-blēd*). A hemorrhage from the nose. Syn., *epistaxis*.

nosegay, Riolan's. The entire group of muscles arising from the styloid process of the temporal bone.

nosema (*nos-e'-mah*) [νόσος, disease]. 1. Illness; disease. 2. A genus of *microsporidia*.

nosencephalus (*nos-en-sef'-al-us*). Same as *notencephalus*.

nosepiece. A mechanical device screwed into the object-end of the tube of the microscope, for holding two, three, or four objectives.

noseresthesia (*nos-er-es-the'-ze-ah*) [*nosema;* αἴσθησις, perception]. Perverted sensibility.

noserous (*nos'-e-rus*) [*nosema*]. Diseased; unhealthy.

nosetiology (*no-set-e-ol'-o-je*) [νόσος, disease; αἰτία, cause]. The branch of medical science which deals with the causation of disease

noso- (*nos-o*) [νόσος, disease]. A prefix signifying disease.

nosochorologia (*nos-o-kor-o-lo'-je-ah*). See *nosochthonography*.

nosochthonography (*nos-ok-thon-og'-raf-e*) [*noso-;* χθών, the earth; γράφειν, to write]. Geography of endemic diseases; medical geography.

nosocomial (*nos-o-ko'-me-al*) [νόσος, disease; κομεῖν, to take care of]. 1. Pertaining to a hospital, or a nosocomium. 2. Applied to disease caused or aggravated by hospital life. **n. gangrene.** Synonym of hospital gangrene.

nosocomium (*nos-o-ko'-me-um*) [νόσος, disease; κομεῖν, to take care of]. A hospital.

nosode (*nos'-ōd*) [νοσώδης, like a disease]. A homeopathic or isopathic remedy.

nosodochium (*nos-o-do'-ke-um*). Synonym of *nosocomium*.

nosogenesis (*nos-o-jen'-es-is*). Synonym of *nosogeny*.

nosogenetic (*nos-o-jen-et'-ik*) [νόσος, disease; γένεσις, genesis]. Pertaining to nosogenesis.

nosogeny (*nos-oj'-en-e*) [*noso-;* γεννᾶν, to beget]. The development of diseases.

nosogeography (*nos-o-je-og'-raf-e*). See *nosochthonography*.

nosographer (*nos-og'-raf-er*) [see *nosography*]. One who writes descriptions of diseases.

nosographic (*nos-o-graf'-ik*) [νόσος, disease; γράφειν, to write]. Pertaining to nosography.

nosography (*nos-og'-ra-fe*) [*noso-;* γράφειν, to write]. A treatise on diseases.

nosohemia, nosohæmia (*nos-o-he'-me-ah*) [*noso-;* αἷμα, blood]. Disease of the blood.

nosointoxication (*nos-o-in-toks-ik-a'-shun*) [*noso-; intoxication*]. Autointoxication caused by pathological processes which alter the normal course of metabolism in such a way as to produce harmful products.

nosological (*nos-o-loj'-ik-al*) [νόσος, disease; λόγος, science]. Pertaining to nosology.

nosology (*nos-ol'-o-je*) [*noso-;* λόγος, science]. The science of the classification of diseases.

nosomania (*nos-o-ma'-ne-ah*) [*noso-;* μανία, madness]. 1. A morbid dread of disease. 2. A delusion that one is suffering from disease.

nosomycosis (*nos-o-mi-ko'-sis*) [νόσος, disease; μύκης, fungus]. Any disease due to the presence of a parasitic fungus, or schizomycete.

nosonomy (*nos-on'-o-me*) [*noso-;* δνομα, name]. The nomenclature of diseases.

nosoparasites (*nos-o-par'-as-its*) [*noso-; parasite*]. Microorganisms found in conjunction with a disease process, which, while capable of modifying the course of the disease, are not its cause.

nosophen (*nos'-o-fen*), $C_6H_4C_3O_2(C_6H_2I_2OH)_2$. Tetraiodophenolphthalein, a yellowish-gray powder without odor or taste, insoluble in water or acids, slightly soluble in alcohol, more soluble in ether, chloroform, or alkalies. It is used externally as a substitute for iodoform, internally for catarrh of the stomach and intestine. Dose 5–8 gr. (0.3–0.5 Gm.). Syn., *iodophen*.

nosophobia (*nos-o-fo'-be-ah*) [νόσος, disease; φόβος, fear]. The insane, or exaggerated, fear of disease; pathophobia.

nosophthoria (*nos-off-thor'-e-ah*) [νόσος, disease; φθόρα, destruction]. The eradication of diseases by prophylactic measures.

nosophyte (*nos'-o-fīt*) [*noso-*; *φυτόν*, a plant]. Any pathogenic vegetable microorganism.

nosopoietic (*nos-o-poi-et'-ik*) [*noso-*; *ποιεῖν*, to make]. Causing disease.

nosotaxy (*nos-o-taks'-e*) [*νόσος*, disease; *τάξις*, arrangement]. The classification of diseases.

nosotoxic (*nos-o-toks'-ik*). Relating to nosotoxin.

nosotoxicity (*nos-o-toks-is'-it-e*). The quality of being nosotoxic.

nosotoxicosis (*nos o-toks-ik-o'-sis*) [see *nosotoxin*]. An abnormal condition referable to the presence of toxic basic products formed in the system in disease.

nosotoxin (*nos-o-toks'-in*) [*noso-*; *τοξικόν*, a poison]. A toxin generated in the body by a pathogenic microorganism.

nosotrophy (*nos-ot'-ro-fe*) [*noso-*; *τροφή*, nourishment]. 1. The nourishment of disease. 2. The care of the sick.

nostal (*nos'-tal*). A barbituric acid compound; hypnotic.

nostalgia (*nos-tal'-je-ah*) [*νόστος*, a return; *ἄλγος*, pain]. Homesickness.

nostalgic (*nos-tal'-jik*) [*νόστος*, return; *ἄλγος*, pain]. Affected with nostalgia.

nostalgy (*nos-tal'-je*). Nostalgia.

Nostoc (*nos'-tok*). A genus of gelatinous algæ.

nostology (*nos-tol'-o-je*) [*νόστός*, return; *λόγος*, science]. In biology, the department devoted to the study of senility.

nostomania (*nos-to-ma'-ne-ah*) [*νόστος*, return; *μανία*, madness]. Nostalgia amounting to monomania.

nostosite (*nos'-to-sīt*) [*νόστος*, a return; *σῖτος*, food]. A parasite situated in or upon its permanent host.

nostras (*nos'-tras*) [*nostras*, of our country]. Denoting a disease belonging to the country in which it is described in contradistinction to a similar disease originating elsewhere; as *cholera nostras*, as distinguished from *Asiatic cholera*.

nostrate (*nos'-trāt*) [*noster*, ours]. Endemic.

nostril (*nos'-tril*) [AS., *nosu*, nose; *thyrl*, a hole]. One of the external orifices of the nose.

nostrum (*nos'-trum*) [*noster*, ours]. A quack medicine; a secret medicine.

notal (*no'-tal*) [*νῶτον*, the back]. Pertaining to the back; dorsal.

notalgia (*no-tal'-je-ah*) [*νῶτον*, back; *ἄλγος*, pain]. Any pain in the back.

notancephalia (*no-tan-sef-al'-e-ah*) [*νῶτον*, back; *κέφαλη*, head]. Congenital absence of the dorsal part of the cranium.

notanencephalia (*no-tan-en-sef-a'-le-ah*) [*νῶτον*, back; *ἀνεγκέφαλος*, without brain]. Congenital absence of the cerebellum.

notch [O. Du., *nock*]. A deep indentation. **n., acetubular,** the cotyloid notch. **n., clavicular,** a depression at the upper end of the sternum articulating with the clavicle. **n., coracoid.** See *n., suprascapular.* **n., cotyloid,** the notch in the acetabulum near to the obturator foramen. **n., iliac, greater, n., ischiadic, greater.** See *n., sacrosciatic.* **n., interlobar** (of the liver), the notch in the ventral border of the liver demarcating the right and left lobes. **n., intervertebral,** one of the depressions on the vertebral pedicles, either on the upper or the lower surface. The apposition of two notches of the contiguous vertebræ forms the intervertebral foramen. **n., ischiatic.** See *n., sacrosciatic.* **n., jugular,** a notch forming the posterior boundary of the jugular foramen. **n., nasal,** an uneven interval between the internal angular processes of the frontal bone, which articulates with the nasal bone and the nasal process of the superior maxillary bone. **n., popliteal,** the depression on the posterior surface of the head of the tibia, separating the two tuberosities. **n., preoccipital,** an indentation on the inferolateral border of the cerebral hemisphere, about an inch and a half in front of the occipital pole. **n. of Rivinus.** See *Rivinian notch.* **n., sacrococcygeal,** the lateral notch at the point of union of the coccyx and sacrum. **n., sacrosciatic,** one of two notches on the posterior edge of the innominate bone. The *greater notch* is just above the spine of the ischium, and is converted into a foramen by the lesser sacrosciatic ligament; the *lesser notch* is below the spine of the ischium, and is converted into a foramen by the sacrosciatic ligaments. **n., scapular,** one at the back of the neck of the scapular through which the supraspinous and infraspinous fossæ communicate. **n., semilunar.** See *n., suprascapular.* **n., sigmoid,** a deep semilunar depression separating the coronoid and condyloid processes of the inferior maxillary bone. **n., sphenopalatine,** the notch that separates the orbital and sphenoidal processes of the palate bone. **n., suprascapular,** a notch in the superior border of the scapula at the base of the coracoid process, for the passage of the suprascapular nerve. **n., suprasternal,** the depression at the top of the manubrium, between the two sternoclavicular articulations. **n., tympanic.** See *Rivinian notch.*

notched. Indented.

note (*nōt*) [*nota*, a mark]. A sound. **n., percussion,** the sound elicited on percussion.

note-blindness (*nōt'-blind-nes*). The same as *amusia, q. v.*

notencephalia (*no-ten-sef-a'-le-ah*). See *notencephalus.*

notencephalocele (*no-ten-sef-al'-o-sēl*) [*νῶτον*, back; *ἐγκέφαλος*, brain; *κήλη*, hernia]. Tumor of the brain in a notencephalus.

notencephalus (*no-ten-sef'-al-us*) [*νῶτον*, the back; *encephalon*]. A variety of monster in which the cranial contents are in large part outside the skull, resting upon the back of the neck.

Nothnagel's symptom (*nōt'-nah-gel*) [Carl Wilhelm Hermann *Nothnagel*, German physician, 1841–1905]. Paralysis of the facial muscles, which is less marked on voluntary movements than on movements connected with emotions. This symptom has been noticed in cases of tumor of the optic thalamus. **N.'s test,** a crystal of sodium chloride placed upon the serous surface of any portion of the intestine of the rabbit causes ascending peristalsis. This test, applied to find the direction of the bowel in operations upon man, has not been wholly reliable. **N.'s type of facial paralysis.** See *N.'s symptom.*

nothrous (*no'-thrus*) [*νωθρός*, sluggish]. Drowsy; slow; languid; torpid.

notifiable (*no-tif-s'-ah-bl*) [*notificare*, to make known]. Applied to a disease which should be made known to health authorities.

notochord (*no'-to-kord*) [*νῶτον*, the back; *χορδή*, a cord]. An elongated cord of cells inclosed in a structureless sheath, which in the embryo represents the vertebral column; the chorda dorsalis, or primitive backbone.

notogenesis (*no-to-jen'-es-is*) [*νῶτον*, back; *γεννᾶν*, to produce]. The development of the notochord.

notomelus (*no-tom'-el-us*) [*νῶτον*, the back; *μέλος*, a limb]. A form of double monster in which the rudimentary limbs are attached to the back.

notomyelitis (*no-to-mi-el-i'-tis*) [*νῶτον*, the back; *myelitis*]. Inflammation of the spinal cord.

noumenon (*noo'-men-on*) [*νοούμενον*, perceived]. Something understood, or appreciated by the senses other than by sight.

novargan (*no-var'-gan*). Trade name of a protein preparation of silver; similar to protargol.

novarsenobenzol (*no-var-se-no-ben'-zol*). Neosalvarsan of French manufacture.

novarsenobillon (*no-var-se-no-be'-yong*). Novarsenobenzol.

novaspirin (*no-vas'-pir-in*). Trade name of anhydromethylene citric acid disalicylate; employed as a substitute for aspirin.

novasurol (*no-vas-ū'-rol*). Trade name of a double salt of sodium mercurichlorphenyl oxyacetate with diethylbarbituric acid; it contains 33.9 per cent. of mercury, and has been used in syphilis, and as a diuretic.

novatophan (*no-vat'-o-fan*). Trade name of a preparation of atophan (phenylquinolincarboxylic acid), said to be tasteless.

novepithel (*no-vep'-ith-el*). A preparation said to stimulate regeneration of the epithelium in senile pruritus.

noviform (*no'-ve-form*). A substitute for iodoform.

novocain (*no-vo-kān*). A trade name for a synthetic local anesthetic. See *procaine*.

novocolchinin (*no-vo-kol'-tshin-in*). A mixture of quinine sulphate and novocol.

novoiodine (*no-vo-i'-o-din*). Trade name of an iodoform substitute; it is a compound of formaldehyde and iodine.

novrenin (*nov-ren'-in*). Trade name of a 2% solution of novocaine in a 1:20,000 solution of adrenalin chloride in physiological salt solution.

noxa (*noks'-ah*) [L.]. An injurious principle; especially a pathogenic microorganism.

noxious (*nok'-shus*) [*noxius*, harmful]. Harmful; poisonous or deleterious.

N. P. N. Abbreviation for non-protein nitrogen.

N-rays. See *rays, N-*.

N. S. D. P. Abbreviation of National Society of Denture Prosthetists.

Nt. Chemical symbol for *niton*.

nubecula (*nū-bek'-ū-lah*) [dim of *nubes*, a cloud]. 1. Cloudiness of the urine. 2. Cloudiness of the cornea.

nubile (*nū'-bil*) [*nubilis; nubere*, to marry]. Marriageable. Of an age for child-bearing.

nubility (*nū-bil'-it-e*). The state of sexual development when marriage may be consummated.

nuces (*nū'-sēz*) [L.]. Plural of *nux, q. v.*

nucha (*nū'-kah*) [L.]. The nape of the neck.

nuchal (*nū'-kal*) [*nucha*]. Pertaining to the nape of the neck.

nucin (*nū'-sin*). A precipitate from juglans, *q. v.*

nucis (*nū'-sis*). Genitive of the Latin *nux*, a nut.

nucite (*nu'-sīt*). A carbohydrate resembling inosite, found in the leaves of *Juglans regia*.

Nuck's canal (*nook*) [Anton *Nuck*, Dutch anatomist, 1650–1692]. The canal formed by Nuck's diverticulum. **N.'s diverticulum**, the peritoneal covering of the round ligament of the uterus, which in the child can be traced for a short distance into the inguinal canal. **N.'s gland.** See *Blandin's gland*. **N.'s hydrocele**, a collection of serous fluid in Nuck's canal or in the labium majus; also called *hydrocele feminæ*.

nuclear (*nū'-kle-ar*) [*nucleus*]. Pertaining to or resembling a nucleus. **n. cap**, a stainable mass in the form of a cone, hollowed out internally like a cap, corresponding to one pole of the nucleus upon which it sits. **n. cell**, a nucleated dendritic nerve cell. **n. figures**, the peculiar arrangement of the mitome during karyokinesis. **n. layer**, a stratum of gray matter in the cortex of the brain. **n. paralysis**, paralysis from lesions of the nuclei of origin of the nerves. **n. plate.** 1. The equatorial plate, formed by the chromosomes during the prophases of mitosis. 2. The septum which sometimes divides the nucleus in amitotic division. **n. solution**, chromatolysis. **n. spindle**, delicate striæ appearing in the nucleus undergoing mitosis, arranged with the apices pointing toward the poles of the future nuclei. Its function probably is to guide the movements of the mitome threads. **n. stain**, a pigment showing a strong affinity for nuclei.

nuclease (*nū'-kle-ās*). 1. An immunizing enzyme in cultures of *Bacillus pyocyaneus* and other organisms. 2. A general term to designate any of the bacteriolytic enzymes, which digest the nucleoproteins of the bacterial cells.

nucleated (*nū-kle-a-ted*) [*nucleus*]. Possessing a nucleus

nuclei (*nū'-kle-i*) [L.]. Plural of *nucleus, q. v.* **n. of the thalamus**, the three portions into which the cinerea of the thalamus is separated, the anterior, internal, and external nuclei.

nucleide (*nū'-kle-īd*). A compound of nucleol with an oxide of some metal (iron, copper, silver, mercury, etc.).

nucleiform (*nū-kle'-if-orm*) [*nucleus; forma*, form]. Resembling a nucleus.

nuclein (*nū'-kle-in*) [*nucleus*], $C_{29}H_{49}N_9P_8O_{22}$. An amorphous substance resembling the proteins, and forming the essential chemical constituent of all living cells. It is composed of nucleic acid and a base; the former seems to be the same for all nucleins, but the base varies. Nucleins are generally insoluble in dilute acids and soluble in dilute alkalies. They are supposed to represent the germicidal constituent of blood-serum. **n.-therapy**, the employment of nuclein from different glands and blood-serum in the treatment of disease.

nucleinase (*nū'-kle-in-ās*). Nuclease.

nucleinate (*nū'-kle-in-āt*). A white, soluble powder used as a diagnostic aid in tuberculosis. Dose 30–45 gr. (2–3 Gm.).

nucleinotherapy (*nū-kle-in-o-ther'-ap-e*). Nucleintherapy.

nucleo- (*nū-kle-o-*) [*nucleus*]. A prefix meaning relating to a nucleus or to nuclein.

nucleoalbumin (*nū-kle-o-al-bū'-min*) [*nucleo-; albumin*]. A compound of a proteid and nuclein, occurring in cell-protoplasm.

nucleoalbuminuria (*nū-kle-o-al-bū-min-ū'-re-ah*). The presence in the urine of nucleoalbumin.

nucleoalbumose (*nū-kle-o-al'-bū-mōs*). A substance found in the vrine in cases of osteomalacia and which is believed to be the partly hydrated albumin of nucleoalbumin.

nucleochylema (*nū-kle-o-ki-le'-mah*) [*nucleus; χυλός*, juice]. The fluid filling the interstices of the nucleohyaloplasm.

nucleochyme (*nū'-kle-o-kīm*). See *nucleochylema*.

nucleofugal (*nū-kle-of'-ū-gal*) [*nucleo-; fugere*, to flee]. Moving from a nucleus.

nucleogen (*nū-kle'-o-jen*). A proprietary preparation of nucleic acid, iron, arsenic, and phosphorus: used in cases of anemia and chlorosis.

nucleohiston (*nū-kle-o-his'-ton*) [*nucleo-; ἱστός*, tissue]. 1. A substance composed of nuclein and histon found in the leukocytes of the blood. Nuclein induces coagulation of the blood; histon prevents it. The liquid state of the blood is supposed to be dependent on the integrity of the

compound formed by these two bodies. 2. An albuminoid substance obtained from lymph and thymus gland of calves; a white powder, soluble in water, alkalies, and mineral acids. It is used as a bactericide.

nucleohyaloplasm (*nū-kle-o-hi'-al-o-plazm*) [*nucleus*; ὕαλος, transparent substance; πλάσσειν, to mold]. A scarcely tangible substance, which, with chromatin, makes up the threads or mitoma of the cell nucleus. See *linin*.

nucleoid (*nū-kle-oid*) [*nucleo-*; εἶδος, like]. 1. Shaped like a nucleus. 2. A finely granular or fibrillar substance in the red corpuscles formed from the original nucleus.

nucleol (*nū'-kle-ol*). Trade name of a nuclein preparation obtained from yeast.

nucleolar (*nū-kle'-o-lar*) [*nucleolus*]. Pertaining to the nucleolus.

nucleoliform (*nū-kle'-o-lif-orm*). Resembling a nucleus.

nucleolin (*nū-kle'-o-lin*). The substance of which the nucleolus is composed.

nucleoloid (*nu-kle'-ol-oid*). Resembling a nucleolus.

nucleolus (*nū kle'-o-lus*) [dim. of *nucleus*] The small spherical body within the cell-nucleus. Its true function has not as yet been established.

nucleomicrosoma (*nū-kle-o-mi-kro-so'-mah*) [*nucleus*; μικρός, small; σῶμα, body; *pl.*, *nucleomicrosomata*]. Any one of the many minute tangible bodies that make up each fiber of the nucleoplasm.

nucleon (*nū'-kle-on*). See *paranucleon*.

nucleonic (*nū-kle-on'-ik*). Pertaining to the nucleus.

nucleopetal (*nū-kle-op'-et-al*) [*nucleo-*; *petere*, to seek]. Seeking the nucleus. said of the movement of the male pronucleus toward the female pronucleus.

nucleoplasm (*nū'-kle-o-plazm*) [*nucleo-*; *plasma*]. 1. The protoplasm of the nucleus. 2. Chromatin.

nucleoproteins (*nū-kle-o-pro'-te-ins*). A protein constituent of cell nuclei; conjugated proteins consisting of nucleic acid and basic proteins. On hydrolysis, they yield purine bases, pyrimidine bases, phosphoric acid, and a carbohydrate.

nucleoreticulum (*nū-kle-o-ret-ik'-ū-lum*) [*nucleo-*; *reticulum*, a net]. Any network contained within a nucleus.

nucleosin (*nū'-kle-o-sin*). A substance, isolated from spermatozoa of the salmon, identical with thymin.

nucleospindle (*nū-kle-o-spin'-dl*). The fusiform body during karyokinesis.

nucleotherapy (*nū-kle-o-ther'-ap-e*). See *nuclein-therapy*.

nucleotide (*nū'-kle-o-tid*). A nucleic acid in combination with a base.

nucleotoxin (*nū-kle-o-toks'-in*) [*nucleo-*; τοξικόν, a poison]. A toxin derived from cell-nuclei; any toxin affecting the nuclei of cells.

nucleus (*nū'-kle-us*) [*nucleus*, from *nux*, a nut]. 1. The essential part of a typical cell, usually round in outline, and situated near the center. 2. The center around which the mass of a crystal aggregates. 3. The central element in a compound, as the carbon in hydrocarbons. 4. A collection of gray matter in the central nervous system having a distinct function. 5. The deep origin of a nerve. See *proton*. **n. abducens, n., abducent, n., abducentis**, a gray nucleus giving origin to the abducens and facial nerves, situated within the fasciculus teres, behind the trigeminal nucleus, on the floor of the fourth ventricle. Syn., *nidus abducentis*. **n., accessoriovagoglossopharyngeal**, a columnar tract of nerve-cells extending from the level of the calamus scriptorius to that of the auditory striæ, and from which the accessory vagus and glossopharyngeal nerves arise in succession from below upward. **n. ambiguus, n., anterior**, a collection of nerve-cells near the nucleus of the vagus. **n. amygdalæ**, an irregular aggregation of gray matter situated at the apex of the temporal lobe of the brain, between it and the apex of the middle ventricular horn. **n. angularis**, the accessory auditory nucleus. **nuclei anterolateralis**, the nuclei of the lateral column. **nuclei, auditory**, the nuclei in the oblongata giving rise to the auditory nerves. **n., auditory, external.** See *n. magnocellularis*. **n., auditory internal**, a columnar tract of small multipolar cells embedded in the auditory eminence. **n. of Bechterew.** See under *Bechterew*. **n., Béclard's.** See under *Béclard*. **n., bony**, the center of ossification. **n., Burdach's.** See *n. funiculi cuneati*. **n., caudal.** See *n., oculomotor*. **n., caudate**, the intraventricular part of the corpus striatum. **n., central** (of an atom), that part which consists of positive electricity and attracts the electrons which consist of negative electricity. **n. centralis**, the corpus dentatum. **n. cinereus**, a term sometimes used to designate the gray substance of the restiform bodies. **n., clavate**, Burdach's nucleus. **n., cleavage-.** See *n., segmentation-*. **n., cuneate, n., cuneate, internal**, Burdach's nucleus. **n., daughter-**, one of the nuclei (usually two) produced by the division of a mother nucleus. See *karyokinesis*. **n., Deiters.** See *n. magnocellularis*. **n. dentatus**, a folded layer of gray matter in the mesal part of the corresponding cerebellar hemisphere, and close to the roof of the fourth ventricle. **n., Edinger's.** See *Edinger's nucleus*. **n., Edinger-Westphal's.** See *Edinger-Westphal's nucleus*. **n. emboliformis**, a small mass of gray matter situated in the interval between the nucleus dentatus and nucleus fastigii, and lying nearer the former. **n., facial**, one in the reticula at the back of the pons, giving origin to the seventh or facial nerve. **n. fastigii**, a flat expanse of gray matter on each side of the inferior vermiform process of the cerebellum, directly over the roof of the fourth ventricle. **n. fimbriatus.** Synonym of *corpus dentatum*. **n. funiculi cuneati**, a mass of gray matter of the posterior column of the medulla, lying beneath the funiculus cuneatus. **n. funiculi gracilis**, an elongated, club-shaped mass of gray matter in the mesal portion of the posterior column of the medulla. **n., germinal**, the nucleus resulting from the union of the male and female pronuclei. **n., gingival**, a part of the cerebellum in the fetus (between the third and fourth months) which bears some resemblance to the gums. **n., globic, n. globosus**, the globulus, a number of small round or oval masses of gray matter situated in the interval between the nucleus dentatus and nucleus fastigii, lying near to, and probably an accessory detachment of, the latter. **n. gracilis**, a column of gray matter in the posterior pyramid of the medulla oblongata. **n., gray**, the gray matter of the spinal cord. **n., hypoglossal**, a columnar tract of large multipolar nerve-cells embedded in the cinerea of the terete funicle in the inferior triangle of the fourth ventricle, and giving origin

to the nerve-fibers forming the rootlets of the hypoglossal nerve. **n., hypothalamicus,** the subthalamus. **n., insular,** one entirely separated from adjoining masses of gray matter. **n., intermediolateral.** See *column, intermediolateral.* **n., intermedullary, great,** the external and internal auditory nuclei considered as one. **n., intraventricular,** the caudate nucleus. **n. juxtaolivaris.** See *olive, accessory.* **n., Koelliker's.** See under *Koelliker.* **n., laryngeal,** the nucleus of origin of the nerve-fibers of the larynx. **n., lateral,** that part of the cornu of the cord ascending in the oblongata behind the olivary body. **n., lenticular, n. lentiformis,** the extraventricular portion of the corpus striatum, lying between the internal and external capsules. **n. of Luys.** See under *Luys.* **n. magnocellularis,** a nucleus of gray matter in the medulla oblongata, situated mesad of the restiform column at the level of entry of the auditory nerve-roots. Syn., *Deiter's nucleus.* **n., mesencephalic** (of the trigeminal nerve), a group of large nerve-cells in the gray matter surrounding the Sylvian aqueduct. **n., mesoblastic,** a nucleus of a cell belonging to the mesoblast. **n., mother-,** a cell that is in course of division into two or more parts called daughter-nuclei. See *karyokinesis.* **n., motor,** a collection of nerve-cells in the central nervous system giving origin to a motor nerve. **n., oculomotor,** the nucleus of the oculomotor nerve, lying dorsad of the posterior longitudinal bundle, under the aqueduct of Sylvius. **n., olivary,** a folded mass of gray matter in the medulla oblongata, producing a swelling on the surface—the olivary body. **n., olivary, accessory.** See *olive, accessory.* **n. of origin,** the collection of ganglion-cells in the central nervous system giving origin to a nerve. **n., ossific.** See *n., bony.* **n., peripheral.** See *n., insular.* **n., Perlia's.** See *n., Spitzka's.* **n., polymorphic,** a cell nucleus which assumes irregular forms **nuclei, pontile, n. pontis,** scattered gray matter included in the interval in the bundles of fibers of the ventral portion of the pons. Syn., *nidi pontis.* **n., postpyramidal,** a gray nucleus in the oblongata giving origin to the posterior pyramid. **n. pyramidalis,** the inner accessory olivary nucleus. **n. pulposus,** the remnant of the notochord appearing as a pulpy mass in the center of the intervertebral discs. **n. quintus,** the nucleus of the fifth or trigeminal nerve. **n., red.** See *n., tegmental.* **n., respiratory, n. of respiration,** Clarke's column. **n., restiform,** the gray matter of the restiform body. **n. ruber, n. tegmenti,** red nucleus, a reddish mass in the upper part of the cerebral crura, embedded among the fibers of the tegmentum. **n., sacral,** a mass of gray matter in the spinal cord at the level of the origins of the second and third spinal nerves. **n., sagittal,** the middle part of the oculomotor nucleus. **n., secondary,** See *paranucleus.* **n., segmentation-,** the nucleus that appears shortly after the fusion of the male and female pronuclei; the last step in the process of fertilization; it is so-called because within it cleavage is first established. **n., spermatic,** the male pronucleus. **n., spherical,** a gray nucleus at the junction of the hemisphere and middle cerebellar lobe. **n., Spitzka's.** See under *Spitzka.* **n., Stilling's.** Same as *n., tegmental.* **n., styloid,** a bony nodule contained in the cartilages which unite the lesser cornua with the body of the hyoid. **n., subependymal,** the internal nucleus of the eighth or auditory nerve, lying just beneath the ependyma of the fourth ventricle. **n., tegmental, n. tegmenti,** red nucleus; a mass of reticular substance in the tegmentum of the crus cerebri, to the inner side of the substantia nigra. **n., trigeminal,** several groups of nerve-cells ventrad of the facial nucleus below the lateral angle of the fourth ventricle. **n., trochlear,** the ganglionic gray substance surrounding the Sulvian aqueduct and giving origin to the fibers of the fourth nerve. **n. of the vagus,** that part of the accessoriovagoglossopharyngeal nucleus giving origin to the pneumogastric nerve. **n., vesicular,** a rather large cell-nucleus, the membranes of which stain deeply, while the central portion remains relatively pale. **n. vestibularis.** See *Bechterew, n. of.* **n., vitelline,** a nucleus resulting from the fusion of the male and female pronuclei within the vitellus. **n., Westphal's.** See under *Westphal.* **n., white,** the white substance of the dentate body of the olive.

nucoa (*nū-ko'-ah*). A butter substitute made from cocoanut oil.

nucoline (*nū'-ko-lēn*). A solid, odorless, white fat, for use as a base for ointments.

nudism (*nū'-dizm*) [*nudus*, naked]. A more or less complete intolerance of clothing; a morbid tendency to remove the clothing, observed in mental disease.

Nuel's space (*nū'-el*) [J. P. *Nuel*, Belgian oculist]. A triangular space between the outer hair-cells and the outer rods of Corti of the internal ear.

nuforal (*nū'-for-al*). Trade name of formonucleo-allyl sulphide, put forward for the treatment of tuberculosis.

Nuhn's gland (*noon*) [Anton *Nuhn*, German anatomist, 1814–1884]. See *Blandin's gland.*

nuisance (*nū'-sans*). In medical jurisprudence, that which is noxious, offensive, or troublesome: applied to persons or things.

nujol (*nū'-jol*). Trade name of liquid petrolatum.

nullipara (*nul-ip'-ar-ah*) [*nullus*, none; *parere*, to bring forth]. A woman who has never borne a child.

nulliparity (*nul-ip-ar'-it-e*) [*nullipara*]. The condition of being nulliparous.

nulliparous (*nul-ip'-ar-us*) [*nullipara*]. Having never borne children.

nulomoline (*nū-lom'-ol-ēn*). A proprietary invert sugar, hygroscopic, and non-fermentable; suggested for use in pharmacy.

numb (*num*). Having impaired sensibility.

number, acid, the number of milligrams of KOH required to neutralize the free fatty acids in 1 Gm. of a substance.

numbness (*num'-nes*). Partial, or local anesthesia with torpor; deficiency of sensation; obdormition. **n. waking.** Acroparesthesia.

nummiform (*num'-if-orm*) [*nummus*, a coin; *forma*, form]. Having the form of a coin; nummular.

nummular (*num'-ū-lar*) [*nummus*, a coin]. Resembling a coin in form, as *nummular* sputum; resembling rouleaux or rolls of coin.

nummulation (*num-ū-la'-shun*). The aggregation of blood-corpuscles into coinlike rolls.

Nun's murmur (*noon*). Bruit de diable, *q. v.*

Nunn's corpuscles. See *Bennett's corpuscles.*

nunnation (*nun-na'-shun*) [Heb. *nun*, the letter *n*]. The frequent or abnormal use of the *n*-sound.

nupercaine (*nu-per-ka'-in*). A local anesthetic for the cornea of the eyeball. Being 5 times more toxic than cocaine it requires but $\frac{1}{10}$th the concentration.

nurse (*ners*) [Fr. *nourrice*, nurse]. 1. To suckle an infant. 2. To care for the sick or for an infant. 3. The caretaker of an infant. 4. A person caring for the sick. 5. The head of a tapeworm. **n., dry,** one who does not suckle the infant. **n., graduate,** one who is a graduate of a training school for nurses. **n., hospital,** one who cares for the sick in a hospital. **n., monthly,** one who attends a woman in confinement. **n., probationer,** in hospitals a probationer is one who has entered upon her career as a nurse, and is under observation to determine her fitness for the profession. **n., professional,** one who devotes himself or herself to the care of the sick as a life-work or profession. **n., registered,** one who is licensed by the laws of the State. **n., wet,** one who suckles an infant not her own. **n.'s contracture,** Trousseau's term for tetany found in association with debility following lactation.

nursing (*ners'-ing*). A term applied to the babe's taking the breast, and also the mother's giving the breast. Also, caring for the sick. **n.-bottle,** a bottle fitted with a rubber tip or nipple for feeding infants not nursed from the breast.

nursling (*ners'-ling*) [Fr., *nourrice*, a nurse]. An infant that is nursed.

Nussbaum's bracelet (*noos'-bowm*) [1] Johann Nepomuk *Nussbaum*, German surgeon, 1829–1890; 2. Moritz *Nussbaum*, German histologist, 1850–]. [1] An appliance fastened to the hand to aid in writing when a person has writer's cramp. **N.'s cell.** [2] A granular cell, being one of the four kinds of epithelial cells forming the peptic glands; its function is unknown. **N.'s narcosis,** [1] the condition of prolonged anesthesia induced when the administration of chloroform is preceded a few minutes by the hypodermatic injection of a full dose of morphine.

nutarian (*nut-ār'-e-an*). One who makes nuts his chief article of diet.

nutation (*nū-ta'-shun*) [*nutare*, to nod]. Nodding or oscillation. **n. of sacrum,** a partial rotation of the sacrum on its transverse axis, whereby the distance between the upper extremity or the lower extremity and the anterior pelvic wall is increased.

nutgall (*nut'-gawl*). See *galla*.

nutmeg [ME, *nutmegge*]. The seed of various species of *Myristica*, of the order *Myristicæ*. The kernel of the ripe seed of *Myristica fragrans* is the *myristica* of the U. S. P. and B. P., and is the source of a volatile oil. The covering of the nutmeg is *mace*. Nutmeg is employed as a condiment, as a corrective and mild flavoring agent, and it has also slight narcotic properties. Dose 5–20 gr. (0.32–1.3 Gm.). **n. liver,** cirrhotic liver. **n., oil of** (*oleum myristicæ*, U. S. P., B. P.), contains a stearopten, *myristin*, which is the glycerid of myristic acid, $C_{14}H_{28}O_2$. Dose 2–3 min. (0.13–0.2 Cc.). **n., oil of, expressed** (*oleum myristicæ expressum*, B. P.), the oil of mace.

nutola (*nut-ō'-lah*). A vegetable fat used as a substitute for butter.

nutone (*nū'-tōn*). A nutritive tonic said to consist of cod-liver oil, malt-extract, beef-juice, and glycerol emulsion, each, 25%; calcium hypophosphite, 1 gr.; sodium hypophosphite, 1 gr.; tincture of nux vomica, 1 drop in each teaspoonful.

nutrabin (*nū'-tra-bin*). A dietetic prepared from proteins of milk and beef; a brown powder flavored with vanilla.

nutramine (*nū'-tram-in*). Same as *vitamin, q. v.*

nutrescin (*nū-tres'-in*). A hypothetical component of bioplasm, which is said to nourish the cell.

nutriant (*nū'-tre-ant*) [*nutrire*, to nourish]. An agent that modifies nutritive processes.

nutriceptors (*nū-tre-sep'-torz*). Ehrlich's name for receptors which react with foodstuffs more or less exclusively, and which therefore serve the nutrition of the cell.

nutrient (*nū'-tre-ent*) [see *nutriment*]. 1. Affording nutrition. 2. A nourishing food. **n. foramen,** an osseous canal for a nutrient vessel. **n. vessel,** a vessel supplying the marrow of bones.

nutrilite (*nū'-tril-it*). A term proposed for substances other than well-recognized nutrients, which function in small amounts in the nutrition of mutating organisms. Practically the same as *Vitamin*.

nutriment (*nū-trim-ent*) [*nutrire*, to nourish]. Anything that nourishes.

nutrin (*nū'-trin*). A nutritive albuminous substance.

nutrition (*nū-trish'-un*) [*nutriment*]. The process by which the tissue is built up and the waste repaired.

nutritional (*nū-trish'-un-al*). Pertaining to nutrition.

nutritious (*nū-trish'-us*). Synonym of *nutritive*.

nutritive (*nū'-trit-iv*) [*nutrire*, to nourish]. Possessing the quality of affording nutrition.

nutritorium (*nū-trit-o'-re-um*) [*nutrire*, to nourish]. The nutritive apparatus, or that part of the organism that is directly concerned with anabolic changes.

nutritory (*nū-trit-o-re*) [*nutrire*, to nourish]. Concerned in the processes of nutrition.

nutrix (*nū'-triks*) [L.: *pl., nutrices*]. A female nurse, especially a wet-nurse.

nutrolactis (*nū-tro-lak'-tis*). Trade name of a galactagogue said to be a liquid extract of *Galega officinalis*.

nutrose (*nū'-trōs*). Neutral casein sodium, a soluble powder containing 13.8% of nitrogen, used as a food in intestinal disorders.

nux (*nuks*) [L., genitive *nucis*]. A nut. **n. moschata** [L., "musky nut"]. The nutmeg; myristica. **n. vomica.** The seed of *Strychnos nux-vomica*, an Indian tree of the order *Loganiaceæ*. It contains several alkaloids, the most important being *strychnine* and *brucine* (*q. v.*), which are united with a peculiar acid called *igasuric acid*. In small doses it is a bitter tonic, stimulating gastric digestion; it raises blood-pressure by stimulating the heart and the vasomotor center, and stimulates the respiratory center and the motor centers of the spinal cord. In overdoses it produces tetanic convulsions and risus sardonicus; the reflex excitability is enormously increased, and the slightest stimulus serves to bring on a convulsion. Death usually occurs from asphyxia (cramp-asphyxia), and more rarely from exhaustion. Nux vomica, or strychnine, is employed in dyspepsia, in convalescence from acute diseases, in acute infectious diseases, in shock, in poisoning by chloroform and opium, in emphysema, phthisis, and other conditions associated with dyspnea, in chronic bronchitis, in constipation, in atony of the bladder, in lead-palsy, and in amaurosis from tobacco or alcohol. Dose 1–5 gr. (0.065–0.32 Gm.). **n. vomica, extract of** (*extractum nucis vomicæ*, U. S. P.). Dose ½–½ gr. (0.01–0.016 Gm.). **n. vomica, fluidextract of** (*fluidextractum nucis*

vomicæ, U. S. P.). Dose 1–5 min. (0.065–0.32 Cc.). **n. vomica, tincture of** (*tinctura nucis vomicæ*, U. S. P.). Dose 5–30 min. (0.32–2.0 Cc.).

nyctal (*nik'-tal*). Same as adalin, *q. v.*

nyctalgia (*nik-tal'-je-ah*) [*νύξ*, night; *ἄλγος*, pain]. Pain which occurs chiefly during the night, *e. g.*, the osteocopic pains of syphilis.

nyctalope (*nik'-ta-lōp*) [*νύξ*, night; *ὤψ*, the eye]. One who sees better at night or in semidarkness than in a bright light.

nyctalopia (*nik-tal-o'-pe-ah*) [see *nyctalope*]. 1. Night-vision; the condition in which the sight is better by night or in semi-darkness than by daylight. Dr. Greenhill and Mr. Tweedy have shown that according to the quite universal usage of modern times, the definitions of the words *nyctalopia* and *hemeralopia* have been the reverse of those of the early Greek and Latin writers. The proper derivation, therefore, of *nyctalopia* would be *νύξ*, night; *ἀλαός*, blind; *ὤψ*, eye, the word meaning night-blindness. *Hemeralopia* was likewise derived from *ἡμέρα*, day; *ἀλαός*, blind; *ὤψ*, eye, and meant day-blindness. The attempt to reinstate the ancient usage can result only in confusion, and the words should, therefore, never be used.

nyctamblyopia (*nik-tam-ble-o'-pe-ah*) [*νύξ*, night; *ἀμβλωπία*, dim-sightedness]. Imperfect vision at night.

nycterine (*nik'-ter-ēn*) [*νυκτερινός*, nightly]. 1. Occurring in the night. 2. Obscure.

nyctophobia (*nik-to-fo'-be-ah*) [*νύξ*, night; *φόβος*, fear]. Insane dread of the night.

nyctophonia (*nik-to-fo'-ne-ah*) [*νύξ*, night; *φωνή*, voice]. The hysterical loss of the voice during the day.

nyctotyphlosis (*nik-to-tif-lo'-sis*) [*νύξ*, night; *τύφλωσις*, blindness]. Night-blindness.

nycturia (*nik-tū'-re-ah*) [*νύξ*, night; *οὖρον*, urine]. Nocturnal urinary incontinence.

nygma (*nig'-mah*) [*νύγμα*]. A punctured wound.

Nylander's test for glucose (*ni'-lan-der*) [Claes Wilhelm Gabriel *Nylander*, Swedish chemist, 1835–]. Dissolve 4 Gm. of Rochelle salts in 100 Cc. of a solution of caustic potash (10%), and add 2 Gm. of bismuth subnitrate; place on the water-bath until as much of the bismuth salt is dissolved as possible; on heating 10 volumes of urine with 1 volume of the foregoing solution a black coloration or the precipitation of phosphates is produced in the presence of glucose.

nylic standard (*ni'-lik*) [Initial letters of *New York Life Insurance Company*]. A standard of weight in accordance with height and age, as adopted by the New York Life Insurance Company.

nympha (*nim'-fah*) [*νύμφη*, nymph; *pl.*, *nymphæ*]. A labium minus of the vulva.

nymphectomy (*nim-fek'-to-me*) [*nympha*; *ἐκτομή*, excision]. Surgical removal of one or both nymphæ.

nymphitis (*nim-fī'-tis*) [*nympha*; *ιτις*, inflammation]. Inflammation of the nymphæ.

nymphocaruncular sulcus (*nim-fo-kar-ung'-kū-lar*) [*nympha*; *caruncle*]. A groove between the hymen and nympha on either side.

nymphohymeneal sulcus (*nim-fo-hi-men-e'-al*) [*nympha*; *hymen*]. A groove between the hymen and nympha on either side.

nympholepsy (*nim'-fo-lep-se*) [*nympha*; *λῆψις*, a seizure]. Ecstasy of an erotic type.

nymphomania (*nim-fo-ma'-ne-ah*) [*nympha*; *μανία*, madness]. Excessive sexual desire on the part of a woman.

nymphomaniac (*nim-fo-ma'-ne-ak*) [see *nymphomania*]. One affected with nymphomania.

nymphoncus (*nim-fong'-kus*) [*nympha*; *ὄγκος*, tumor]. Tumor or swelling of the nympha.

nymphotomy (*nim-fot'-o-me*) [*nympha*; *τομή*, cutting]. 1. Incision of one or both nymphæ. 2. The surgical removal of one or both nymphæ.

Nyssa (*nis'-ah*). A genus of cornaceous trees; gum grees; tupelo or pepperidge. **N. candicans, N. capitata, N. grandidentata,** and **N. uniflora,** are species of the U. S., whose roots are used in making tupelo-tents.

nystagmic (*nis-tag'-mik*). Pertaining to, or suffering from, nystagmus.

nystagmiform (*nis-tag'-me-form*) [*νυσταγμός*, nodding of the head; *forma*, form]. Resembling nystagmus.

nystagmograph (*nis-tag'-mo-graf*) [*nystagmus*; *γράφειν*, to write]. An apparatus for recording the movements of the eyeball in nystagmus.

nystagmus (*nis-tag'-mus*) [*νυστάζειν*, to nod in sleep]. An oscillatory movement of the eyeballs. It may be congenital or dependent on intracranial disease, especially meningitis, or multiple sclerosis, etc. **n., Cheyne's, n., Cheyne-Stokes'.** See *Cheyne-Stokes' nystagmus.* **n., lateral,** oscillation of the eyes in the horizontal meridian. **n., rotatory,** an oscillatory, partial rolling of the eyeball around the visual axis. **n., vertical,** oscillatory movement in the vertical meridian.

nystaxis (*nis-taks'-is*). Synonym of *nystagmus.*

Nysten's law (*ni'-sten*). Rigor mortis begins in the muscles of mastication, extends to the facial and neck muscles, then to the trunk and arms, and finally to the lower extremities.

nyxis (*niks'-is*) [*νύξις*, puncture]. Surgical puncture or paracentesis.

O. The chemical symbol of *oxygen;* also the abbreviation of *oculus*, eye, of *octarius*, a pint, and of *opening* of an electrical circuit.

o-. Abbreviation for *ortho-*, in chemical compounds.

oak (*ōk*) [AS., *āc*]. A genus of trees, *Quercus*, of the order *Cupuliferæ*. The dried bark of *Quercus alba*, white oak, is official in the U. S. P. It contains a peculiar tannic acid known as *quercitannic acid*, and a bitter principle, *quercin*, and is used as an astringent tonic, especially in the form of the oak-bath. It has also been employed in leukorrhea, hemorrhoids, and prolapse of the rectum. Dose of the *bark* 15 gr. (1 Gm.); of the *fluidextract* (*fluid-extractum quercus*, U. S. P.) 15 min. (1 Cc.).

oakum (*o'-kum*) [AS., *ācumba*, tow]. A material made by picking old rope to pieces. It was formerly used as a dressing for wounds, and in the form of pads to absorb lochial discharges.

oaralgia (*o-a-ral'-ie-ah*) [ὠάριον, ovule; ἄλγος, pain]. Ovarian neuralgia.

oaria (*o-a'-re-ah*). Plural of *oarium*, *q. v.*

oarialgia (*o-ar-e-al'-je-ah*). See *oaralgia*.

oaric (*o-ar'-ik*) [ὠάριον, ovule]. Ovarian; relating to the oaria.

oariocele (*o-a'-re-o-sēl*) [ὠάριον, ovule; κήλη, tumor]. Hernia involving an ovary.

oariocyesis (*o-a-re-o-si-e'-sis*) [ὠάριον, ovule; κύησις, pregnancy]. Ovarian pregnancy.

oarioncus (*o-a-re-ong'-kus*) [ὠάριον, ovule; ὄγκος, tumor]. An ovarian tumor.

oariopathy (*o-a-re-op'-ath-e*) [ὠάριον, ovule; πάθος, disease]. Any ovarian disease.

oariophyma (*o-a-re-o-fi'-mah*) [ὠάριον, ovule; φῦμα, tumor]. Same as *oarioncus*.

oariorrhexia (*o-a-re-or-eks'-e-ah*) [ὠάριον, ovule; ῥῆξις, rupture]. Rupture of the ovary.

oarioscirrhus (*o-a-re-o-skir'-us*) [ὠάριον, ovule; σκληρος, hard]. Scirrhus of the ovary.

oariosteresis (*o-a-re-o-ster-e'-sis*) [ὠάριον, ovule; στέρησις, privation]. Same as *oariotomy*.

oariotomy (*o-a-re-ot'-o-me*) [ὠάριον, ovule; τομή, a cutting]. Surgical removal of an ovary.

oaritis(*o-a-ri'-tis*) [ὠάριον, ovule; ιτις, inflammation]. Inflammation of an ovary.

oariule (*o-a'-re-ūl*) [ὠάριον, ovary: οὐλή, scar]. A corpus luteum.

oarium (*o-a'-re-um*) [ὠάριον, ovule; *pl.*, *oaria*]. See *ovarium*.

oasis (*o-a'-sis*) [δασις, a dry spot: *pl.*, *oases*]. In surgery, an isolated spot of healthy tissue surrounded by diseased tissue.

oat (*ōt*) [AS., *ātan*, oats]. A cereal plant, *Avena sativa*, or other species of *Avena*, and its seed. **o. treatment** (of v. Noorden), in diabetes mellitus: consists in daily régime of 250 Gm. of oatflakes or meal cooked for a long time in water, 100 Gm. of albumin, 300 Gm. of butter.

oatmeal (*ōt'-mēl*). The meal made from oats. It is used in the form of a gruel, as a food, as a demulcent and laxative, and as an emollient poultice.

ob- (L.]. A prefix signifying on, against, in front of, or toward.

obcecation (*ob-se-ka'-shun*) [*cæcus*, blind]. Partial blindness.

obdormition (*ob-dor-mish'-un*) [*obdormire*, to fall asleep]. Numbness of a part due to interference with nervous function; the state of a part when it is said to be "asleep."

obduction (*ob-duk'-shun*). A necropsy.

O'Beirne's sphincter (*o-burn'*) [James *O'Beirne*, Irish surgeon, 1786–1862]. A thickened circular bundle of muscular fibers, situated in the rectum, just below its junction with the colon. **O'B.'s tube**, a long, flexible tube used in making rectal injections.

obeliac (*o-be'-le-ak*) [ὀβελός, a spit]. Pertaining to, or situated near, the obelion.

obeliad (*o-be'-le-ad*). Toward the obelion.

obelion (*o-be'-le-on*). See under *craniometric point*.

Obermayer's test for indican in the urine (*o'-ber-mi-er*) [Fritz *Obermayer*, Austrian physician, 1861–]. With a lead-acetate solution (1:5) precipitate the urine; care must be taken not to add an excess of lead solution. Filter, and shake the filtrate for one or two minutes with an equal quantity of fuming hydrochloric acid which contains 1 or 2 parts of ferric chloride solution to 500 parts of the acid. Add chloroform, which becomes blue from the generation of indigo-blue.

Obermeier, spirillum of (*o'-ber-mi-er*) [Otto Hugo Franz *Obermeier*, German physician, 1843–1873]. A spirillum found in the blood in relapsing fever.

Obermueller's test for cholesterin (*o'-ber-mū-ler*) [Kuno *Obermueller*, German physician, 1861–]. Place the cholesterin in a test-tube, and fuse with 2 or 3 drops of propionic acid anhydride over a small naked flame. The fused mass on cooling is violet, changing to blue, green, orange, carmin, and finally, copper-red.

Oberst method of inducing local anesthesia (*o'-bairst*) [Max *Oberst*, German surgeon, 1849–1925]. Injection of a 1% solution of cocaine over the course of a nerve-trunk supplying the area to be attacked.

obese (*o-bēs*) [*obesus*, fat]. Extremely fat; corpulent.

obesity (*o-be'-sit-e*, *o-bes'-it-e*) [*obesus*, fat]. An excessive development of fat throughout the body; corpulence; polysarcia.

obex (*o-beks*) [L., "a barrier"]. A band of white nervous matter at the point of the calamus scriptorius.

obfuscation (*ob-fus-ka'-shun*) [*ob; fuscus*, dusky]. 1. Darkening or clouding, as *obfuscation* of the cornea. 2. Mental confusion.

object-blindness (*ob-jekt-blind'-nes*). See *apraxia*.

object-glass (*ob'-jekt-glas*). See *objective* (3).

objective (*ob-jek'-tiv*) [*ob-; jacere*, to throw]. 1. Pertaining to an object or to that which is contemplated or perceived, as distinguished from that which contemplates or perceives. 2. Per-

taining to those relations and conditions of the body perceived by another, as *objective* signs of disease. 3. The lens of a microscope nearest the object.

obligate (*ob'-lig-āt*) [*obligare*, to bind]. Constrained; bound; not facultative. **o. aerobic,** of a microorganism, one that can live only as an aerobe. **o. anaerobic,** of a microorganism, one that can live only as an anaerobe. **o. parasite,** a parasite that can live only as a parasite.

oblinition (*ob-lin-ish'-un*) [*oblinere*, to smear]. Inunction.

oblique (*ob-lēk'* or *ob-lēk'*) [*obliquus*]. Not direct; aslant; slanting. In botany, unequal-sided. In anatomy, an oblique muscle, as the external or internal oblique of the abdomen, or the superior or inferior oblique of the eye.

obliquimeter (*ob-lik-wim'-et-er*) [*oblique*; *μέτρον*, a measure]. An instrument fitted with arms employed to indicate the angle formed by comparing the plane of the pelvic brim with the perpendicular axis of the upright body.

obliquity (*ob-lik'-wit-e*) [*oblique*]. The state of being oblique.

obliquus (*ob-li'-kwus*) [L., "slanting"]. A term applied to various muscles. See under *muscle*

obliteration (*ob-lit-er-a'-shun*) [*obliterare*, to efface; from *ob-*; *litera*, a letter]. Removal of a part. extirpation; complete closure of a lumen.

oblongata (*ob-lon-ga'-tah*) [L.]. The medulla, oblongata.

oblongatal (*ob-long-ga'-tal*) [*oblongata*, the medulla] Pertaining to the oblongata.

obmutescence (*ob-mū-tes'-ens*) [*obmutescere*, to become dumb]. Aphonia; loss of voice.

obnubilation (*ob-nū-be-la'-shun*) [*obnubilare*, to darken]. Impaired mentality.

observation (*ob-ser-va'-shun*) [*observatio*]. The examination of a thing; a systematic study of phenomena.

obsession (*ob-sesh'-un*) [*ob-*; *sedere*, to sit]. Possession as by evil spirits; an imperative idea; a dominant delusion. **o. dentaire,** neurasthenic neuralgia erroneously attributed to the teeth.

obsidional (*ob-sid'-e-on-al*) [*obsidium*, siege]. Pertaining to, or occurring in, trench warfare.

obsolescence (*ob-so-les'-ens*) [*obsolescere*, to grow old]. The state of becoming old or obsolete.

obstetric, obstetrical (*ob-stet'-rik, ob-stet'-rik-al*) [*obstetrics*]. Pertaining to the practice of obstetrics.

obstetrician (*ob-stet-rish'-an*) [*obstetrics*]. One who practises obstetrics.

obstetrics (*ob-stet'-riks*) [*obstare*, to stand before]. The branch of medicine that deals with the care of women during pregnancy, labor, and the puerperium.

obstetrist (*ob-stet'-rist*). Obstetrician.

obstetrix (*ob-stet'-riks*) [*obstare*, to stand before]. A midwife.

obstipation (*ob-stip-a'-shun*) [*obstipare*, to stop up]. Intractable constipation.

obstruction (*ob-struk'-shun*). 1. The state of being obstructed or blocked up. 2. The act of impeding or blocking up. 3. An impediment or obstacle.

obstructive (*ob-struk'-tiv*). 1. Stopping or blocking up. 2. Due to an obstruction, as *obstructive* jaundice.

obstruent (*ob'-stroo-ent*) [*obstruere*, to close up]. 1. Obstructive; tending to obstruct. 2. Any remedy or agent closing the lumen or orifice of vessels or ducts.

obstupefacient (*ob-stū-pe-fa'-she-ent*) [*obstupefacere*, to stupefy]. Narcotic or stupefying.

obtund (*ob-tund'*) [*ob-*; *tundere*, to beat]. To blunt or dull; to lessen, as to *obtund* sensibility.

obtundent (*ob-tund'-ent*) [*obtundere*, to make dull]. Soothing, quieting; a remedy that relieves or overcomes irritation or pain.

obturation (*ob-tū-ra'-shun*) [*obturare*, to stop up]. The closing of an opening or passage. Specifically, a form of intestinal obstruction in which the lumen of the intestine is occupied by its normal contents, or foreign bodies, or some condition inside the bowel.

obturator (*ob'-tū-ra-tor*) [*obturation*]. 1. Closing an opening. 2. That which closes an opening. 3. Pertaining to the *obturator* membrane, muscles, etc. **o. foramen,** a foramen in the anterior part of the os innominatum. See **foramen, obturator. o. membrane,** the membrane closing the obturator foramen. **o. muscle.** See under *muscle*. **o. nerve.** See under *nerve*.

obtuse (*ob-tūs'*) [*obtusus*, p.p. of *obtundere*, to blunt, dull]. Blunt.

obtusion (*ob-tū'-zhun*) [*obtundere*, to blunt]. The blunting or weakening of normal sensation: a symptom of certain diseases.

occalcarine (*ok-kal'-kar-ēn*). See *occipitocalcarine*.

occipital (*ok-sip'-it-al*) [*occiput*]. Pertaining to or in relation with the occiput. **o. artery.** See under *artery*. **o. bone.** See *bones, table of*. **o. cross,** the internal occipital protuberance. **o. lobe,** one of the lobes of the cerebrum. **o. nerve.** See under *nerve*. **o. protuberance,** the prominence on the inner surface (*internal*) or on the outer surface (*external*) of the occipital bone. **o. section,** a transverse section through the middle of the occipital lobe. **o. triangle.** See under *triangle*.

occipitalis (*ok-sip-it-a'-lis*) [L.]. The posterior belly of the occipitofrontalis muscle.

occipiten (*ok-sip'-it-en*) [*occiput*]. Belonging to the occipital bone in itself.

occipito- (*ok-sip-it-o-*) [*occiput*]. A prefix denoting connection with or relation to the occipital bone or the occiput.

occipitoanterior (*ok-sip-it-o-an-te'-re-or*) [*occipito-*; *anterior*]. Having the occiput directed toward the front, as the *occipitoanterior* position of the fetus in the uterus.

occipitoatloid (*ok-sip-it-o-at'-loid*) [*occipito-*; *atlas*; *εἶδος*, form]. Pertaining to the occipital bone and the atlas.

occipitoaxial, occipitoaxoid (*ok-sip-it-o-aks'-e-al, ok-sip-it-o-aks'-oid*) [*occipito-*; *axis*; *εἶδος*, form]. Pertaining to the occipital bone and the axis.

occipitobregmatic (*ok-sip-it-o-breg-mat'-ik*). Pertaining to the occiput and the bregma.

occipitocalcarine (*ok-sip-it-o-kal'-kar-īn*). Both occipital and calcarine; referring to the posterior calcarine fissure.

occipitocervical (*ok-sip-it-o-ser'-vik-al*) [*occipito-*; *cervix*]. Pertaining to the occiput and the neck.

occipitofacial (*ok-sip-it-o-fa'-shal*). Pertaining to both the occiput and the face.

occipitofrontal (*ok-sip-it-o-fron'-tal*) [*occipito-*; *frontal*]. Pertaining to the occiput and forehead, or to the *occipitofrontal* muscle (*occipitofrontalis*).

occipitofrontalis (*ok-sip-it-o-fron-ta'-lis*) [L.]. See under *muscles, table of*.

occipitomastoid (*ok-sip-it-o-mas'-toid*) [*occipito-*; *mastoid*]. Pertaining to the occipital bone and the mastoid process.

occipitomental (*ok-sip-it-o-men'-tal*) [*occipito-; mentum*, the chin]. Pertaining to occiput and chin.

occipitoparietal (*ok-sip-it-o-par-i'-et-al*) [*occipito-; parietal*]. Pertaining to the occipital and parietal bones, or to the occipital and parietal lobes of the brain.

occipitoposterior (*ok-sip-it-o-pos-te'-re-or*). Having the occiput directed backward, as the *occipitoposterior* position of the fetus in the uterus.

occipitotemporal (*ok-sip-it-o-tem'-por-al*) [*occipito-; temporal*]. Pertaining to the occipital and temporal bones.

occipitothalamic (*ok-sip-it-o-thal-am'-ik*) [*occipito-; thalamus*]. Pertaining to the occipital lobe of the cerebrum and the optic thalamus.

occiput (*ok'-sip-ut*) [*ob-*, over against; *caput*, the head; *gen., occipitis*]. The back part of the head.

occluding (*ok-lōō'-ding*) [see *occlusion*]. Closing; applied to the grinding surfaces of molars and bicuspids.

occlusal (*ok-lōō'-sal*). See *occluding*.

occlusio (*ok-lōō'-ze-o*) [L.]. Closure. **o. pupillæ**, obliteration of the pupil. **o. pupillæ lymphatica**, obliteration of the pupil by a false membrane.

occlusion (*ok-loo'-zjun*) [*ob-*, against; *claudere*, to shut]. 1. A closing or shutting up. 2. The state of being closed or shut. 3. The absorption, by a metal, of gas in large quantities, as of hydrogen by platinum. 4. The full meeting or contact in a position of rest of the masticating surfaces of the upper and lower teeth; it is erroneously called articulation of the teeth. **o., afunction,** congenital non-occlusion. **o., buccal,** a bicuspid or molar tooth outside the line of occlusion. **o., central,** the relation of the inclined planes of the teeth when the jaws are closed in the position of rest. **o., distal,** when a tooth is more posterior than normal. **o., eccentric,** the relation of the inclined planes of the teeth when the jaws are closed in any of the excursive movements of the mandible. **o., labial,** an incisor or cuspid tooth outside the line of occlusion. **o., lingual,** refers to a tooth inside the line of occlusion. **o., mesial,** when a tooth is nearer median line than normal. **o., torso-,** tooth turned on its axis. **o., traumatic,** an abnormal occlusal stress leading to injury of the periodontium.

occlusive (*ok-lōō'-siv*) [see *occlusion*]. Closing or shutting up, as an *occlusive* surgical dressing.

occlusometer (*ok-loo-som'-et-er*). Gnathodynamometer.

occult (*ok-kult'*) [*occultus*, hidden]. Hidden; concealed; not evident. **o. blood,** a concealed hemorrhage. **o. disease,** any disease the nature of which is not readily determined.

occupation-disease. One caused by the occupation of the patient. See *occupation-neurosis*.

occupation-neurosis. A functional disturbance of the part used in carrying on a certain occupation, as writer's cramp, telegrapher's cramp, etc.

ocellus (*o-sel'-us*) [L., a little eye: *pl., ocelli*]. In biology: (*a*) one of the simple eyes or pigment-spots of invertebrate animals; (*b*) one of the elements of a compound eye; (*c*) one of the colored spots on many feathers, flowers, etc.

ochema (*ok-e'-mah*) [ὀχεῖν, to carry]. A vehicle for medicines.

ocher, ochre (*o'-ker*) [ὠχρός, pale]. A variety of fine clay containing iron; the common colors are yellow and red.

ocheus (*ok'-e-us*) [ὀχεῖν, to carry]. The scrotum.

ochlesis (*ok-le'-sis*). Crowd-poisoning; disease due to overcrowding, and lack of ventilation.

ochletic (*ok-let'-ik*) [ὄχλος, crowd]. Pertaining to, or of the nature of, ochlesis.

ochlophobia (*ok-lo-fo'-be-ah*) [ὄχλος, crowd; φόβος, fear]. Morbid fear of crowds.

ochriasis (*o-kri'-as-is*) [ὠχρός, yellow]. Sallowness of complexion.

ochrodermatosis (*o-kro-der-mat-o'-sis*) [ὠχρός, sallow; δέρμα, skin]. Sallow or yellowish skin observed in dwellers in the tropics.

ochrometer (*o-krom'-e-ter*) [ὠχρός, sallow; μέτρον, measure]. An instrument for measuring the capillary blood-pressure.

ochronosis (*o-kron-o'-sis*) [ὠχρός, sallow; νόσος, disease]. A brownish or blackish discoloration of cartilage and allied structures; it is probably an intensification of the pigmentation normally present in these structures, occurring in advanced life.

ochronosus (*o-kron'-o-sus*) [*ocher*; νόσος, disease]. Any disease marked by dark discoloration of the cartilages and allied structures.

ochronotic (*o-kron-ot'-ik*). Pertaining to or relating to ochronosis.

ochropyra (*o-kro-pi'-rah*) [ὠχρός, yellow; πῦρ, fire]. Yellow fever.

Ochsner's method (*oks'-ner*) [Albert J. *Ochsner*, American surgeon, 1858–]. The treatment of appendicitis when operation is not advisable or available, by absolute abdominal rest (no cathartics, no food by mouth, but gastric lavage, and rectal irrigation and small enemata). **O.'s solution.** A solution consisting of phenol, 0.5%; saturated aqueous solution of boric acid, 66%; and alcohol, 33%.

Ocotea (*ok-ot'-e-ah*) [native name in Guiana]. A genus of laurinaceous trees. *O. cujumary* of Brazil, furnishes seeds which are used in dyspepsia. *O. opifera*, a variety the oil from the fruit and the bark of which is used as an antirheumatic. *O. pretiosa* is used in neurasthenia.

octad (*ok'-tad*) [*octo*, eight]. 1. An octavalent element or radical. 2. Having a valence of eight.

octan (*ok'-tan*) [*octo*]. Returning every eighth day, as an *octan* fever.

octane (*ok'-tān*) [ὀκτώ, eight], C_8H_{18}. The eighth member of the paraffin or marsh-gas series.

octarius (*ok-ta'-re-us*) [*octo*]. An eighth part of a gallon; a pint. Abbreviated O.

octavalent (*ok-tav'-al-ent*) [*octo; valere*, to be worth]. Having a quantivalence of eight.

octene (*ok'-tēn*). See *octylene*.

octigravida (*ok-te-grav'-id-ah*) [*octo; gravida*, a pregnant woman]. A woman pregnant for the eighth time.

octipara (*ok-tip'-ar-ah*) [*octo; parere*, to bring forth]. A woman who has been in labor eight times.

octivalent. See *octavalent*.

octo- (*ok'-to-*) [ὀκτώ, eight]. A prefix denoting reference to the number eight.

octoferric (*ok-to-fer'-ik*) [*octo; ferrum*, iron]. Containing eight atoms of iron in the molecule.

octoroon (*ok-tor-oon'*) [ὀκτώ, eight]. The offspring of a white person and a quadroon; a person who has one eighth part of negro blood.

octoses (*ok'-to-ses*) [ὀκτώ, eight]. A group of the monosaccharides with the formula $C_8H_{16}O_8$.

octylene (*oh'-til-ēn*) [ὀκτώ, eight], C_8H_{16}. A colorless liquid derived from octane.

ocular (*ok'-ū-lar*) [*oculus*, the eye]. 1. Pertaining to or in relation with the eye. 2. The lens of a microscope that is turned toward the eye. **o.,**

compensating, a lens that compensates for axial aberration of the objective. **o., Huygenian,** a lens consisting of two planoconvex lenses, the convexities being directed toward the objective; the lower lens is the *field-lens*, the upper, the *eye-lens*.

oculentum (*ok-ū-len'-tum*) [*oculus*, eye; *pl.*, *oculenta*]. An ointment for use in the eye.

oculin (*ok'-ū-lin*). An organotherapeutic preparation said to be a glycerol extract from the ciliary body of the eyes of oxen.

oculist (*ok'-ū-list*). Synonym of *ophthalmologist*.

oculo- (*ok-ū-lo-*) [*oculus*, eye]. A prefix signifying pertaining to the eye.

oculocardiac reflex (*ok-ū-lo-kar'-de-ak*). A reflex change in the rate of the heart (and sometimes also in rhythm) following ocular compression.

oculofacial (*ok-ū-lo-fa'-she-al*). Relating to the eyes and the face.

oculofrontal (*ok-ū-lo-fron'-tal*). Relating to the eyes and the forehead.

oculogyric (*ok-ū-lo-ji'-rik*) [*oculo-*; γυρίνειν, to turn around]. Oculomotor.

oculomotor (*ok-ū-lo-mo'-tor*) [*oculo-*; *movere*, to move]. 1. Pertaining to the movement of the eye, as the *oculomotor* nerve. 2. Pertaining to the oculomotor nerve, as the *oculomotor* nucleus.

oculomotorius (*ok-ū-lo-mo-to'-re-us*) [see *oculomotor*]. The third, or *motor oculi*, nerve.

oculomycosis (*ok-ū-lo-mi-ko'-sis*) [*oculo-*; μύκης, fungus]. Any disease of the eye or its appendages due to the presence of a fungus.

oculonasal (*ok-ū-lo-na'-sal*). Relating to the eye and nose.

oculoreaction (*ok-ū-lo-re-ak'-shun*). Ophthalmoreaction, *q. v.*

oculozygomatic (*ok-ū-lo-zi-go-mat'-ik*) [*oculo-*; *zygoma*]. Pertaining to the eye and the zygoma. See *Jadelot's lines*.

oculus (*ok'-ū-lus*) [L., an eye: *pl.*, *oculi*]. An eye. **o. bovinus, o. bovis.** Synonym of *hydrophthalmia*. **o. bubulus.** Synonym of *o. bovinus*. **o. cæsius,** glaucoma. **o. dexter,** the right eye. **o. duplex,** a bandage covering both eyes. **o. elephantinus.** Synonym of *hydrophthalmia*. **o. genu,** the patella. **o. lacrimans,** epiphora. **o. leporinus,** lagophthalmos. **oculi marmarygodes.** See *metamorphopsia*. **o. ovi,** cicatricula. **o. purulentus,** hypopyon. **o. scapulæ,** the glenoid cavity. **o. sinister,** the left eye. **o. simplex.** See *monoculus*.

oculustro (*ok-ū-lus'-tro*). A soap consisting of oleate of potassium, glycerol, and turpentine.

ocyodinic (*o-se-o-din'-ik*) [ὠκύς, swift; ὠδίνες, labor pains]. Oxytocic; hastening the delivery of the fetus.

od (*od*) [ὁδος, way]. The force supposed to produce the phenomena of mesmerism.

O. D. Abbreviation of *oculus dexter*, right eye; also of *optic disc*.

odaxesmus (*o-daks-ez'-mus*) [ὀδαξησμός, a sharp biting]. The biting of the tongue, lip, or cheek, occurring during an epileptic fit.

odaxetic (*o-daks-et'-ik*) [see *odaxesmus*]. Giving rise to an itching or stinging sensation.

Oddi's sphincter (*od'-de*). A constriction at the opening of the common bile-duct at the ampulla of Vater.

odic (*o'-dik*). Of or pertaining to the theoretical force or influence od. **o.-force.** See *od*.

odinagogue (*o-din'-ag-og*). Synonym of *oxytocic*.

odol (*o'-dol*). A mouth-wash, said to consist of phenyl salicylate, 2.5 parts; oil of peppermint, 0.5 part; saccharin, 0.004 part; and alcohol, 97 parts.

odontagma (*o-don-tag'-mah*) [ὀδούς, tooth; ἄγμός, a breaking]. Same as *odontoclasis*.

odontagra (*o-don-ta'-grah*) [ὀδούς, tooth; ἄγρα, seizure]. Toothache, especially a form due to gout.

odontalgia (*o-don-tal'-je-ah*) [ὀδούς, tooth; ἄλγος, pain]. Toothache. **o., phantom,** pain felt in the space from which a tooth is absent.

odontalgic (*o-don-tal'-jik*) [ὀδούς, tooth; ἄλγος, pain]. 1. Antiodontalgic. 2. Relating to toothache. 3. A remedy for toothache.

odontalite (*o-don'-tal-īt*) [*odonto-*; λίθος, stone]. A petrified tooth.

odontatrophy (*o-don-tat'-ro-fe*) [ὀδούς, tooth; ἀτροφία, atrophy]. Atrophy of the teeth.

odonterism (*o-don'-ter-izm*). Chattering of the teeth.

odontharpaga (*o-don-thar'-pa-gah*). Synonym of *dentagra*.

odonthemodia (*o-dont-hem-o'-de-ah*) [ὀδούς, tooth; αἰμωδία, a having the teeth on edge]. Hemodia; excessive sensibility of the teeth.

odonthercos (*o-don-ther'-kos*) [*odonto-*; ἕρκος, fence]. A set of teeth.

odonthyalophthora (*o-dont-hi-al-off'-thor-ah*) [*odonto-*; ὕαλος, glass; φθείρειν, to destroy]. Destruction of the enamel of the teeth.

odonthyalus (*o-dont-hi'-al-us*). Synonym of *enamel*.

odontia (*o-don'-she-ah*) [*odonto-*]. 1. Odontalgia. 2. Any abnormality in connection with the teeth. **o. deformis,** deformity of the teeth, arising either from error of shape, position, or malformation of the jaws or alveolar border. **o. incrustans,** tartar of the teeth.

odontiasis (*o-don-ti'-as-is*) [ὀδοντίασις, teething]. Dentition; the cutting of teeth.

odontiater (*o-don-te-a'-ter*) [*odonto-*; ἰατρός, physician]. A dentist.

odontiatria (*o-don-te-a-tre'-ah*) [*odonto-*; ἰατρεία, a healing]. Dental surgery.

odontic (*o-don'-tik*) [*odonto-*]. Appertaining to the teeth.

odontinoid (*o-don'-tin-oid*) [*odonto-*; εἶδος, resemblance]. Resembling or having the nature of teeth.

odontitis (*o-don-ti'-tis*) [ὀδούς, tooth; ῖτις, inflammation]. Inflammation of the teeth.

odonto- (*o-don-to-*) [ὀδούς, tooth]. A prefix signifying pertaining to a tooth.

odontoatlantal (*o-don-to-at-lant'-al*). Same as *atloaxoid*.

odontoblast (*o-don'-to-blast*) [*odonto-*; βλαστός, a germ]. One of the cells covering the dental papilla and forming the dentine.

odontoblastoma (*o-don-to-blas-to'-mah*) [*odontoblast*; ὄμα, tumor]. A tumor composed of dentine.

odontobothritis (*o-don-to-both-re-i'-tis*) [*odonto-*; βοθρίον, a little cavity; ῖτις, inflammation]. Inflammation of the socket of a tooth.

odontobothrium (*o-don-to-both'-re-um*)[*odonto-*; βοθρίον, a little cavity]. The alveolus of a tooth.

odontoceramic (*o-don-to-ser-am'-ik*) [*odonto-*; κέραμος, clay]. Pertaining to porcelain teeth.

odontochalix (*o-don-tok'-al-iks*) [*odonto-*; χάλιξ, mortar]. Dental cement.

odontochirurgical (*o-don-to-ki-rur'-jik-al*) [*odonto-*; χειρουργία, surgery]. Pertaining to dental surgery.

odontoclasis (*o-don-tok'-las-is*) [*odonto-*; κλάειν, to break]. The breaking of a tooth.

odontoclast (*o-don'-to-klast*) [*odonto-*; κλάειν, to break]. A protoplasmic cell engaged in absorbing the fang of a deciduous tooth.

odontocnesis (*o-don-tok-ne'-sis*) [*odonto-*; κνῆσις, an itching]. A painful itching sensation in the gums, as that preceding cutting of the teeth.

odontodol (*o-don'-to-dol*). A dental anodyne said to contain cocaine hydrochloride, 1 part; oil of cherry-laurel, 1 part; tincture of arnica, 10 parts; solution of ammonium acetate, 20 parts.

odontodynia (*o-don-to-din'-e-ah*) [*odonto-*; ὀδύνη, pain]. Toothache.

odontogen (*o-don'-to-jen*) [*odonto-*; γεννᾶν, to produce]. A material producing dentine.

odontogeny (*o-don-toj'-en-e*) [*odonto-*; γεννᾶν, to beget]. The origin and development of teeth.

odontoglyph (*o-don'-to-glif*) [*odonto-*; γλύφειν, to carve]. An instrument for scraping teeth

odontogram (*o-don'-to-gram*) [*odonto-*; γράμμα, a drawing]. A record made by an odontograph.

odontograph (*o-don'-to-graf*) [*odonto-*; γράφειν, to write]. An instrument for recording the inequalities of the surface of teeth and the thickness of the enamel.

odontography (*o-don-tog'-ra-fe*) [*odonto-*; γράφειν, to write]. The descriptive anatomy of the teeth.

odontoid (*o-don'-toid*) [*odonto-*; εἶδος, like]. Resembling a tooth; tooth-like. **o. ligament.** See *ligament, odontoid.* **o. process,** the dentate process of the second cervical vertebra.

odontolith (*o-don'-to-lith*) [*odonto-*; λίθος, a stone]. The calcareous accretion on the teeth, popularly known as tartar.

odontologist (*o-don-tol'-o-jist*) [*odonto-*; λόγος, science]. A dental surgeon; stomatologist.

odontology (*o-don-tol'-o-je*) [*odonto-*; λόγος, science]. The branch of science dealing with the anatomy and diseases of the teeth.

odontoloxia, odontoloxy (*o-don-to-loks'-e-ah, o-don'-to-loks-e*) [*odonto-*; λοξός, slanting]. Irregularity or obliquity of the teeth.

odontoma (*o-don-to'-mah*) [*odonto-*; ὄμα, tumor]. 1. A tumor containing dentine or tooth-like structure, usually found in the jaws, sometimes elsewhere in the body. 2. Any tumor in connection with the teeth.

odontome (*o-don'-tōm*). See *odontoma.* **o. composite,** a tumor made up of all the histological elements of teeth, thrown together indiscriminately.

odontomys (*o-don'-to-mis*) [*odonto-*; μῦς, mouse]. The dental pulp.

odontonecrosis (*o-don-to-nek-ro'-sis*) [*odonto-*; *necrosis*]. Necrosis or decay of the tissues of the teeth.

odontoneuralgia (*o-don-to-nū-ral'-je-ah*) [*odonto-*; *neuralgia*]. Neuralgia due to diseased teeth.

odontonomy (*o-don-ton'-o-me*) [*odonto-*; ὄνομα, name]. Dental nomenclature.

odontonosology (*o-don-to-nos-ol'-o-je*) [*odonto-*; νόσος, disease; λόγος, science]. A treatise on diseases of the teeth; also that branch of medicine that treats of diseases of the teeth.

odontoparallaxis (*o-don-to-par-al-aks'-is*) [*odonto-*; παράλλαξις, deviation]. Irregularity of the teeth; deviation of one or more of the teeth from the natural position.

odontopathy (*o-don-top'-ath-e*) [*odonto-*; πάθος, suffering]. Any disease of the teeth.

odontoperiosteum (*o-don'-to-per-e-os-tē-um*). Synonym of *periodonteum.*

odontophobia (*o-don-to-fo'-be-ah*) [*odonto-*; φόβος, fear]. Undue fear caused by the sight of an animal's teeth.

odontoplast (*o-don-to-plast*). Odontoblast.

odontoplerosis (*o-don-to-ple-ro'-sis*) [*odonto-*; πλήρωσις, filling]. The filling of teeth.

odontoprisis (*o-don-to-pri'-sis*) [*odonto-*; πρίσις, a sawing]. Grinding of the teeth.

odontoptosia (*o-don-top-to'-ze-ah*) [*odonto-*; πτώσις a falling]. Falling out of the teeth.

odontoradiograph (*o-don-to-ra'-de-o-graf*). A radiograph of the teeth.

odontorrhagia (*o-don-tor-a'-je-ah*) [*odonto-*; ῥηγνύναι, to burst forth]. Profuse hemorrhage from the socket of a tooth.

odontorthosia (*o-don-tor-tho'-ze-ah*) [*odonto-*; ὀρθός, straight]. The operation of straightening irregularly growing teeth.

odontorthosis (*o-don-tor-tho'-sis*). Same as *odontorthosia.*

odontoschisis (*o-don-tos'-kis-is*) [*odonto-*; σχίζειν, to split]. Splitting of a tooth.

odontoschism (*o-don'-to-skizm*) [*odonto-*; σχίζειν, to split]. A fissure in a tooth.

odontoscope (*o-don'-to-skōp*) [*odonto-*; σκοπεῖν, to see]. A dental mirror used for inspecting the teeth.

odontoseisis (*o-don-to-si'-sis*) [*odonto-*; σεῖσις, a shaking]. Looseness of the teeth from partial or total destruction of the alveolar processes, caused most frequently by disease of the gums.

odontosis (*o-don-to'-sis*) [ὀδούς, tooth]. The formation and development of the teeth.

odontosmegma (*o-don-to-smeg'-mah*) [*odonto-*; σμέγμα, ointment]. Dentifrice.

odontosteophyte, odontosteophyton (*o-don-tos'-te-o-fīt, o-don-tos-te-off'-it-on*) [*odonto-*; ὀστέον, bone; φύειν, to grow]. A bony outgrowth from a tooth.

odontosteresis (*o-don-to-ster-e'-sis*) [*odonto-*; στέρησις, privation]. Loss of the teeth.

odontosynerismus (*o-don-to-sin-er-iz'-mus*) [*odonto-*; συνέριζειν, to contend with]. Chattering of the teeth.

odontotechny (*o-don'-to-tek-ne*) [*odonto-*; τέχνη, art]. Dental surgery.

odontotheca (*o-don-to-the'-kah*) [*odonto-*; θήκη, case]. The follicle of a tooth.

odontotherapy (*o-don-to-ther'-ap-e*) [*odonto-*; θεραπεία, treatment]. The treatment of diseases of the teeth.

odontotomy (*o-don-tot'-o-me*) [*odonto-*; τόμη, a cutting]. Cutting into a tooth.

odontotrimma (*o-don-to-trim'-ah*) [*odonto-*; τρίμμα, a pulverized substance: *pl.*, *odontotrimmata*]. A tooth-powder.

odontotripsis (*o-don-to-trip'-sis*) [*odonto-*; τρίβειν, to rub]. The natural abrasion or wearing away of the teeth.

odontotrypy (*o-don-tot'-rip-e*) [*odonto-*; τρυπᾶν, to perforate]. Perforation of a tooth to remove pus or a diseased pulp.

odor (*o'-dor*) [L.]. A scent, smell or perfume. Fragrance.

odorator (*o-dor-a'-tor*) [*odor*, perfume]. An atomizer for diffusing liquid perfumes.

odoriferous (*o-dor-if'-er-us*) [*odor*; *ferre*, to carry]. Fragrant.

O'Dwyer's method of treating intubation ulcers (*o-dwi'-er*) [Joseph P. *O'Dwyer*, American physician. 1841–1898]. This consists in the employment of tubes provided with a narrow neck and coated with a layer of gelatin and alum. The gelatinized tube is left in the larynx for five days, at the end of which time it is removed and replaced by a similar tube. This process is repeated three times, at the end of which the

ulcer will usually be found to be completely healed. **O'D.'s tubes,** tubes used for intubation of the larynx.

odyl, odyle (*od'-il*). See *od.*

odynacousis, odynacusis (*o-din-ah-koo'-sis*) [ὀδύνη, pain; ἀκούειν, to hear]. Pain caused by noises.

-odyne, -odynia (*-o-din, -o-din'-e-ah*) [ὀδύνη, pain]. A suffix denoting pain.

odynolysis (*o-din-ol'-is-is*) [ὀδύνη, pain; λύειν, to loose]. Alleviation of pain.

odynometer (*o-din-om'-et-er*) [ὀδύνη, pain; μέτρον, measure]. An instrument for recording the amount of pain suffered by a patient.

odynopeia (*o-din-o-pe'-e-ah*) [ὀδύνη, pain; ποιεῖν, to make]. The induction of labor-pains.

odynopeic (*o-din-o-pe'-ik*). Oxytocic.

odynophagia (*o-din-o-fa'-je-ah*). See *odynphagia.*

odynophobia (*o-din-of-o'-be-ah*) [ὀδύνη, pain; φόβος, fear]. Morbid dread of pain; algophobia.

odynopœia (*o-din-o-pe'-e-ah*). The induction of labor pains.

odynphagia (*o-din-fa'-je-ah*) [ὀδύνη, pain; φαγεῖν, to eat]. Painful deglutition.

odynuria (*o-din-ū'-re-ah*) [ὀδύνη, pain; οὖρον, urine]. The painful passage of urine.

œ-. See also *e-.*

œcology (*e-kol'-o-je*) [οἶκος, a house, family; λόγος, science]. See *ecology.*

Œdipus complex (*ed'-ip-us*) [*Œdipus* Tyrannos, a character in a play of Sophocles]. A series of symptoms supposed to be due to suppressed sexual love of a man for his own mother.

Oehl's layer (*ēl*) [Eusebio *Oehl*, Italian anatomist, 1827–1903]. The stratum lucidum of the epidermis.

Œnanthe (*e-nan'-the*) [οἶνος, wine; ἄνθος, a flower]. A genus of umbelliferous plants. The fruit of **Œ.** *phellandrium* is diuretic, carminative, and recommended as a specific sedative to the bronchial mucosa. Dose of *powdered fruit* 1 dr. (4Cc.) in 24 hours. **Œ. crocata,** a European perennial, without alkaloids, often known as *water hemlock.*

œnanthol (*e-nan'-thol*), $C_7H_{14}O$. An aromatic liquid distilled from castor oil.

œnanthotoxin (*e-nan-tho-toks'-in*), $C_{17}H_{22}O_4$. A toxic resinoid from *Œnanthe crocata.*

œnilism (*e'-nil-izm*) [οἶνος, wine]. A form of alcoholism produced by abuse of wine.

œrbiss (*er'-bis*). Larbish.

Oertel's method (*er'-tel*) [Max Joseph *Oertel*, German physician, 1835–1897]. The treatment of circulatory disturbances of heart disease, obesity, emphysema, etc., by mechanical means. The objects aimed at are: 1. Diminution of the fatty tissue deposited, achieved by regulating the diet, etc. 2. Reduction of the body-fluids, accomplished by reducing the ingestion of all fluids. 3. Strengthening of the heart-muscle and promotion of the development of compensatory hypertrophy, attained by systematic mountain-climbing and other exercise. 4. Stimulation of the circulation by massage, passive movements, and sanitary gymnastics.

oese (*e'-seh*) [Ger.]. An instrument consisting of a loop of platinum wire affixed to a glass handle and employed in bacteriological investigation.

œsophagostomiasis (*e-sof-a-go-sto-mi'-as-is*). A condition due to the presence of a parasitic worm of the genus *Œsophagostoma.*

œsophagus and allied words. See *esophagus,* etc.

œstrogenic. See *estrogenic.*

œstrum (*es'-trum*). See *estrum.*

œstrus (*ēs'-trus*). See *estrus.*

offal (*off'-al*). Refuse of any kind.

official (*of-ish'-al*) [*officium,* duty; service]. Of medicines, sanctioned by the recognized authority, *i. e.,* the pharmacopeia.

officinal (*of-is'-in-al*) [*officina,* a workshop]. For sale in the shops; kept on sale in drug stores.

Ogle's drops (*ōgl*). A preparation containing dilute hydrocyanic acid 1 minim, solution of morphine acetate 3 minims, and oxymel of squill 1 dram.

ogmomele (*og-mo-me'-le*) [ὄγμος, furrow; μήλη, probe]. A grooved probe.

Ogston's line (*og'-ston*) [Alexander *Ogston,* Scotch surgeon, 1844–]. An imaginary line extending from the tubercle of the femur to the intercondyloid notch, and indicating the course of the tendon of the adductor magnus; it is a guide in section of the internal condyle from the shaft of the femur.

Ohara's disease (*o-har'-ah*). Tularemia.

ohm (*ōm*) [Georg Simon *Ohm,* German physicist, 1787–1854]. The unit of electrical resistance. The ohm adopted as a standard varies: the *British Association ohm* is the resistance of a column of mercury 1 square millimeter in section and 1.049318 meters long. The *legal ohm* is similar to that just described except that the column of mercury is 1.06 meters in length. The *international ohm,* adopted 1893, is the resistance of a column of mercury 1.063 centimeters long and weighing 14.4521 Gm. **O.'s law,** the current strength in any conductor varies directly as the electromotive force, and inversely as the resistance.

ohmammeter (*ōm'-am-e-tur*). A combined ohmmeter and ammeter.

ohmmeter (*ōm'-e-tur*). An apparatus for estimating electric resistance in ohms

-oid (*-oid*) [εἶδος, like]. A suffix signifying likeness or resemblance.

oidial (*o-id'-e-al*). Pertaining to or due to a fungus of the genus *Oidium.*

oidiomycetes (*o-id-e-o-mi-se'-tes*) [*oidium;* μύκης, fungus]. A group of fungi which includes *Oidium.*

oidiomycosis (*o-id-e-o-mi-ko'-sis*) [ᾠόν, an egg; *mycosis*]. A disease produced by yeast-fungi of the genus *Oidium.* **o. cutis,** a cutaneous disease produced by blastomycetic fungi of the genus *Oidium.* **o. lactis,** the white mold found on milk, bread, etc.

Oidium (*o-id'-e-um*) [dim. of ᾠόν, egg]. A genus of parasitic fungi. **O. albicans,** the thrush-fungus.

oikiomania (*oi-ke-o-ma'-ne-ah*) [οἰκός, house; μανία, mania]. Domestic perversity; shrewishness manifested specially in one's own home.

oikoid (*oi'-koid*) [οἶκος, house; εἶδος, like]. The stroma of red corpuscles.

oikologic (*oi-kol-oj'-ik*) [οἶκος, house; λόγος, science]. Relating to the condition and improvement of homes.

oikology (*oi-kol'-oj-e*) [οἶκος, a house; λόγος, science]. The science of the home.

oikophobia (*oi-ko-fo'-be-ah*) [οἶκος, house; φόβος, dread]. Morbid dread, or dislike of home, or of a house.

oikosite (*oi'-ko-sīt*) [οἶκος, house; σῖτος, food]. A parasite fixed to its host.

oil (*oleum,* from ἔλαιον, oil]. A liquid of animal or vegetable, sometimes of mineral, origin, having a peculiar feel, and not miscible with water. *Animal* and *vegetable oils* are either volatile or fixed. (*For the various oils not defined here see*

under the qualifying word.) **o., aleurites,** a fixed oil with nutty flavor from the seeds of the candlenut tree, *Aleurites triloba.* It is a mild cathartic, acting in the same manner as castor-oil and more promptly. Dose ½–1 oz. (15–30 Cc.). **o., almond.** See under *amygdala.* **o. of amber.** See *succinum.* **o., of anda,** a fixed oil from seeds of *Joannesia princeps,* used as a purgative. **o. of angelica,** a volatile oil from roots of *Archangelica officinalis,* used as a tonic. **o., animal,** an oil obtained from destructive distillation of bones; applied in skin diseases and used internally in hysteria. Dose 5–20 min. (0.3–1.2 Cc.). **o. of anise,** an essential oil from anise, used as a carminative. **o. of anise, star,** essential oil from fruit of *Illicium anisatum.* **o. of arachis,** fixed oil from peanuts, the fruit of *Arachis hypogæa.* **o. of arbor vitæ.** See *o. of thuja.* **o. of arnica flowers,** an essential oil from *A. montana,* used as a diuretic and an emmenagogue, and externally for rheumatism. **o. of artemesia,** an antiseptic and astringent oil from the flowers of Roman wormwood, *A. maritima.* **o. of asphalt,** a rubefacient, antiseptic oil obtained from destructive distillation of asphalt; it is applied in rheumatism and parasitic skin diseases. **o. of balm,** an essential antispasmodic oil from the leaves of *Melissa officinalis.* **o., basil-,** an essential oil from the leaves of *Ocimum basilicum.* It is antiseptic and stimulant. Dose 1–2 min. (0.06–0.12 Cc.). **o. of behen.** Same as *o. of ben.* **o. of ben,** a fixed oil from seeds of two species of *Moringa,* Asiatic trees. **o. of benne.** See *o. of sesame.* **o. of birch-bark,** a volatile oil from the bark of *Betula lenta,* almost identical with oil of wintergreen; anti-rheumatic and antiseptic. Dose 5–30 min. (0.3–1.8 Cc.). **o. of birch-wood,** an antiseptic black liquid from *Betula alba.* It is used in skin diseases. **o. of bitter almond.** See under *amygdala.* **o. of boldus,** a volatile oil from *Peumus fragrans,* used in genitourinary inflammations. **o., British,** a variety of petroleum. **o. of cade,** juniper tar, an empyreumatic oil distilled from the wood of *Juniperus oxycedrus,* used as an antiseptic. **o. of camomile (German),** an essential oil from *Matricaria chamomilla.* It is used in colic, cramps, etc. Dose 1–5 min. (0.06–0.3 Cc.). **o. of camomile (Roman),** an essential oil from the flowers of *Anthemis, nobilis.* It is tonic and stomachic. Dose 1–5 min. (0.06–0.3 Cc.). **o., camphorated,** a solution of camphor in olive-oil **o. of Canada snake-root,** an antiseptic, aromatic oil from *Asarum canadense.* **o., candle-nut.** See *o., aleurites.* **o. of canella,** a volatile, stimulant oil from *Canella alba,* used as a flavor. **o. of caraway.** See under *carum.* **o. of cardamom,** a volatile oil from cardamom, used as an aromatic and stimulant. **o., Carron,** an oil consisting of equal or nearly equal parts of linseed-oil and lime-water. It is used as an application to burns, and is named after the Carron iron-works in Scotland, where it was first employed. **o. of cascarilla,** a volatile oil from the bark of *Croton eluteria;* it is stimulant and aromatic and is used as an adjuvant in bitter tonics. Dose 1–2 min. (0.06–0.12 Cc.). **o. of cedar leaves,** a volatile oil from leaves of *Juniperus virginiana,* used as an antiseptic and emmenagogue. **o. of cedar wood,** volatile oil from wood of *Juniperus virginiana.* **o. of cedrat,** volatile oil from fruit-rind of *Citrus medica,* used as an aromatic. **o. of celery,** volatile oil from seeds of *Apium graveolens,* used in nervous affections. **o. of chamomile, German,** a volatile oil from the flowers of *Matricaria chamomilla,* used in cramps. **o. of chamomile, Roman,** a volatile oil from flowers of *Anthemis nobilis,* used as a stomachic. **o. of champaca,** a volatile oil from the flowers of *Michelia champaca.* **o. of cherry-laurel,** an essential oil from the leaves of *Prunus laurocerasus;* it has the odor and properties of oil of bitter almonds; used as a sedative. Dose ½–½ min. (0.01–0.03 Cc.). **o. of citronella,** an essential oil from various species of the grass *Andropogon.* **o. of cloves,** a volatile oil from cloves, used as an antiseptic. **o., cocoanut-,** a white, semisolid fat soluble in alcohol and ether, obtained from the nut of *Cocos nucifera.* It is used as an alterant and nutrient and as an ointment-base. Dose 2–4 dr. (8–16 Cc.). **o. of cypress,** a volatile, oily liquid obtained from the fresh leaves and shoots of *Cupressus sempervirens.* It is antiseptic and antispasmodic and is recommended in whooping-cough; used by sprinkling the clothes and room. **o., dead,** a heavy oil. **o. of dill,** a volatile oil from the fruit of *Peucedanum graveolens,* used as a carminative. Dose 3–10 min. (0.2–0.6 Cc.). **o., Dippel's.** See *o., animal.* **o.s, distilled,** volatile oils. **o., doegling.** See *doegling oil.* **o., drying,** an oil which becomes dry and hard when exposed to the air. **o., dugong,** oil from the cetaceous animal *Halicare dugong.* **o., Dutch,** same as *o. Haarlem.* **o. of ergot,** a laxative oil from ergot. **o. of erigeron,** a volatile oil from *E. canadense,* used as a hemostatic. **o., essential,** a volatile oil, socalled because it contains the essence or active principle of a plant. **o., ethereal,** a calmative, volatile liquid consisting of ether and heavy oil of wine. **o. of eulachon,** the fixed oil of candle-fish blubber. **o., fatty,** salt-like bodies composed of characteristic acids (oleic, palmitic, and stearic), known as fatty acids, and a base. In most cases the base is glyceryl, the radical of the triatomic alcohol, glycerol, so that the oils are said to be glycerids of the several fatty acids. See *o., fixed.* **o. of fir cones,** a volatile oil from the cones of *Picea excelsa,* used as an antiseptic. **o. of fir, scotch,** volatile oil from the leaves of *Pinus sylvestris,* used in chronic rheumatism. **o. of fireweed,** volatile oil from *Erechtites prœalta,* used as a tonic. **o., fixed,** one not volatilizing on the application of heat. Fixed oils are also called fatty oils, because they in part constitute the animal and vegetable fats. Some are liquid, as olive-oil, cottonseed-oil, linseed-oil, castor-oil, etc.; others are solid, as tallow and beeswax, which chemically belong to the group of oils. See *o., fatty.* **o., fusel,** a volatile oily liquid obtained in rectifying brandy and whisky; it consists largely of amyl alcohol; is poisonous, and used as a solvent. **o. of garlic,** volatile oil from bulbs of *Allium sativum,* used as a diuretic and expectorant. **o. of gaultheria.** See *o. of wintergreen.* **o. of ginger,** volatile oil from ginger, used as a stomachic. **o. of gingili,** sesame oil. **o., gomenol,** a terpinol said to be obtained from *Melaleuca leucadendron;* it is recommended in pertussis. Dose 1½–3 dr. (6–12 Cc.) of 5% oil injected into the gluteal muscles. **o., greasy,** an oil which remains liquid and greasy on exposure to the air. **o., Haarlem,** an oily antiseptic preparation of sulphurated linseed oil and oil of turpentine. **o., heavy, of wine,** the product obtained when alcohol is treated with an excess of sulphuric

acid. See *oleum æthereum.* **o. of hemlock,** volatile oil from the bark of *Tsuga canadensis.* **o., herring,** fixed oil of herrings. **o. of hops,** a volatile oil from hops; sedative, tonic, and narcotic. Dose 1–5 mm. (0.06–0.3 Cc.). **o. of horsemint,** a volatile oil from *Monarda punctata;* used as a carminative. Dose 1–10 min. (0.06–0.6 Cc.). **o. of hyoscyamus leaves,** a green oil prepared by heating a fixed oil with fresh leaves of *Hyoscyamus niger;* used as a sedative in the cough of tuberculosis. Dose 1–5 min. (0.06–0 3 Cc.). **o., hyssop,** a volatile oil from *Hyssopus officinalis;* used in diarrhea, colic, etc. Dose 1–5 min. (0.06–0.3 Cc.). **o. of jatropha curcas,** a fixed oil from Barbados nuts, used as a purgative. **o. of juniper berries,** volatile oil from fruit of juniper, used as a diuretic and stimulant and to preserve surgical ligatures. **o. of juniper wood,** volatile oil from the fresh wood of *Juniperus communis.* Not to be used for preserving catgut; not to be confounded with oil of cade. **o., juniper, empyreumatic.** See *cade, oil of.* **o., lard,** oil from hog's lard. **o. of lemon,** a volatile carminative oil from fresh lemon-rind. **o. of lemon balm.** Same as *o. of balm.* **o. of lemon grass,** volatile oil from several species of *Andropogon.* **o. of linaloe,** a volatile oil distilled from a Mexican wood of uncertain origin. **o., linseed-.** See *lini, oleum,* under *linum.* **o. of male-fern,** a volatile oil from *Dryopteris filix-mas* and *D. marginalis,* it is used as an anthelmintic. Dose 12–25 min. (0.7–1.5 Cc.). **o., margosa,** a bitter yellow oil from the seeds of *Melia azadirachta;* it is used as an anthelmintic and as an application in rheumatism and in sunstroke **o., marjoram, wild,** an essential oil from the tops of *Origanum vulgare;* it is antiseptic, tonic, and emmenagogue. Dose 2–10 min. (0.12–0.6 Cc.). It is also used externally in skin diseases. **o. of matico,** a volatile antiseptic oil from *Piper angustifolium,* used in diseases of the urinary tract. Dose ½–1 min (0.03–0.06 Cc.). **o. of menhaden,** a fixed oil from blubber of menhaden **o. of milfoil,** a carminative oil from the flowers of *Achillea millefolium.* **o., mineral,** petroleum and certain of its derivatives. **o. of mint, curled,** volatile oil from the leaves of *Mentha aquatica.* **o. of mirbane,** nitrobenzene, *q. v.* **o. of mustard.** See under *mustard.* **o. of myrtle,** volatile oil from the leaves of *Myrtus communis,* used as an antiseptic. **o. of nagkassar** or **nahor,** oil from the seeds of *Messua ferrea,* used locally in rheumatism. **o., neatsfoot,** fixed, lubricant oil from the feet of neat cattle. **o. of Neroli,** an essential oil from the flowers of bitter orange, used as a perfume. **o., Niaouli,** a volatile oil from the leaves of *Melaleuca leucadendron,* containing 66% of eucalyptol; used in tuberculosis. Dose 4 min. (0.25 Cc.) 6 times daily; as an injection, 16½ min. (1 Cc.) in olive-oil. **o., orange,** volatile oils from the leaves, flowers, and fruit of various species of orange. **o. of orange-peel,** an essential oil from the fresh rind of *Citrus aurantium.* **o., origanum.** See *o., majoram, wild;* also the common but erroneous name for oil of thyme. **o. of orris,** a volatile oil from the rhizome of several species of *Iris.* **o., paraffin,** principally hydrocarbons of the C_nH_{2n+2} series, distilled from petroleum. **o. of patchouli,** volatile oil from the leaves of *Pogostemon heyneanus,* used as a perfume. **o. of peanut.** Same as *o. of arachis.* **o. of peppermint,** volatile oil from leaves of *Mentha piperita,* used as a carminative and antiseptic. **o. of peppermint Mitcham,** oil from peppermint grown at Mitcham, Surrey, England. **o., phosphorated,** 1% solution of phosphorus in almond oil and ether, used as a nerve stimulant. **o. of pinus pumilio,** a very fragrant volatile oil from the leaves of *Pinus pumilio;* antiseptic and expectorant, and used also in glandular enlargements and skin diseases. Dose 5–10 min. (0.3–0.6Cc.). **o. of poho,** Japanese oil of peppermint. **o. of poppy,** a fixed oil from the seeds of various species of *Papaver.* **o. of porpoise,** fixed oil from blubber of porpoise **o. of pumpkin seed,** thick, oily liquid from the seeds of *Curcurbita pepo;* it is said to be anthelmintic. **o. of rhodium,** volatile oil from the wood of *Convolvulus scoparius,* used as a perfume. **o., rock-,** petroleum. **o. of rosewood.** See *o. of rhodium.* **o. of sassafras,** volatile oil from the root-bark of *S. officinale,* used as an aromatic and carminative. **o. seneca,** crude petroleum. **o., sesame,** a fixed oil from the seeds of *Sesamum indicum;* it is laxative and nutrient. Dose 4–8 dr. (15–30 Cc). **o., shore,** a kind of cod-liver oil prepared on shore. **o. of spearmint,** a volatile oil from *Mentha viridis,* used as a carminative and an antiseptic **o., sperm,** fixed oil from fat of *Physeter macrocephalus,* sperm whale. **o. of spike,** a volatile oil from the leaves and tops of *Lavandula spica;* carminative and rubefacient, and used externally in rheumatism. **o., straits,** the first oil obtained by the exposure of the livers of codfish to the sun in casks, on board ship. **o. of sumbul,** volatile oil from the root of *Ferula sumbul;* it is tonic and antispasmodic. **o., sweet-.** See *olive-oil.* **o. of sweet bay.** See *o. of laurel.* **o. of tansy,** a volatile, poisonous oil from the leaves and tops of *Tanacetum vulgare,* used as an anthelmintic and emmenagogue. **o. of teaberry.** See *o. of gaultheria.* **o. of theobroma,** cacao-butter **o., thuja,** an essential oil from the leaves of *Thuja occidentalis;* emmenagogue, tonic, and antiseptic. **o. of turpentine,** a volatile oil from the concrete resin of *Pinus palustris* and other species; chiefly consisting of $C_{10}H_{16}$; it is anthelmintic, antiseptic, diuretic, and rubefacient. Dose 5–120 min. (0.3–7.4 Cc.). **o., valerian,** a volatile oil from the rhizome and root of *Valeriana officinalis,* used in nervous diseases. Dose 4–5 min. (0.25–0.3 Cc.). **o. of verbena.** See *o. of lemon grass.* **o., volatile,** one which vaporizes at ordinary temperatures. Volatile oils are odoriferous, and are generally obtained by distillation. **o. of wax,** a volatile oil from the distillation of wax. **o. of white cedar.** See *o., thuja.* **o. of wine, heavy,** oily liquid from the distillation of wine with excess of sulphuric acid. **o. of wintergreen,** an essential oil from the leaves of *Gaultheria procumbens;* used in rheumatism and chronic cystitis. Dose 5–10 min. (0.3–0.6 Cc.). **o. of ylang ylang,** a volatile, antiseptic oil distilled in the Philippine Islands from the flowers of *Cananga odorata.*

oinomania (*oi-no-ma'-ne-ah*) [*οἶνος,* wine; *μανία,* madness]. 1. A form of insanity characterized by an irresistible craving for, and consequent indulgence in, drink. 2. Delirium tremens.

ointment (*oint'-ment*) [L., *unguentum*]. A fatty material of the consistence of butter, generally impregnated with a medicinal substance, and used for application to the skin. **o., citrine.** See *citrine ointment.* **o., Lister's,** boric acid, 1; white wax, 1; paraffin, 2; almond oil, 2 parts. **o., Maury's,** one composed of one dram of

mercuric nitrate and half a dram each of powdered opium and rhubarb to an ounce of simple ointment. It is used as an application to ulcers. **o.-muslin,** a muslin strip impregnated with ointment. **o., simple.** See *unguentum.* **o., soldiers', o., troopers',** mercurial ointment, *q. v.* (*For other ointments not here defined see under unguentum or the qualifying word.*)

oite (*o'-it*). The female form of a microbe in a gonite culture that has been exposed to sunlight.

Oken's body (*o'-ken*) [Lorenz *Oken,* German naturalist, 1779–1851]. The primitive kidneys or Wolffian bodies. **O.'s canal,** the Wolffian duct.

-ol. A termination indicating that the substance is an alcohol or a phenol.

ol. Abbreviation for *oleum,* Latin word for oil.

O. L. A. Abbreviation for *occipitolævo anterior,* or left occipitoanterior position of the head of the fetus in labor.

old-sight. Presbyopia.

Olea (*o'-le-ah*) [ἐλαία, the olive-tree]. A genus of trees; see *olive.*

olea (*o'-le-ah*) [L.]. Plural of *oleum, q. v.* **o. infusa,** infused oils.

oleaginous (*o-le-aj'-in-us*) [*oleum,* oil]. Oily.

oleamen (*o-le-a'-men*) [L.: *pl., oleamina*]. An oily, soft ointment or liniment.

oleander (*o-le-an'-der*). See *Nerium.*

oleandrin (*o-le-an'-drin*). A glucoside derived from oleander.

oleandrism (*o-le-an'-drizm*). Poisoning by oleander; analogous to digitalism.

oleas (*o'le-as*). Oleate.

olease (*o'-le-ās*). An enzyme in olives which causes precipitation of the coloring-matter of olive-oil and rancidity by formation of fatty acids.

oleate (*o'-le-āt*) [*oleum,* oil]. 1. A salt of oleic acid. 2. A mixture of oleic acid with certain medicinal principles.

olecranal (*o-lek'-ran-al*) [see *olecranon*]. Pertaining to the olecranon.

olecranarthritis (*o-lek-ran-ar-thri'-tis*) [*olecranon; arthritis*]. Inflammation of the elbow-joint.

olecranarthrocace (*o-lek-ran-arth-rok'-as-e*) [*olecranon;* ἄρθρον, joint; κακός, evil]. Inflammation of the elbow-joint.

olecranarthropathy (*o-lek-ran-ar-throp'-a-the*) [*olecranon;* ἄρθρον, joint; πάθος, disease]. A disease of the elbow joint.

olecranoid (*o-lek'-ran-oid*) [*olecranon;* εἶδος, like]. Resembling the olecranon. **o. fossa,** the fossa at the dorsal side of the distal end of the humerus for the reception of the olecranon.

olecranon (*o-lek'-ran-on*) [ὠλένη, the ulna; κρανίον, skull]. The large concave process at the upper extremity of the ulna.

olefiant (*o-lef'-e-ant*) [see *olefin*]. Making oil. **o. gas.** See *ethylene.*

olefin (*o'-lef-in*) [*oleum,* oil; *facere,* to make]. Olefiant gas; also any one of a series of unsaturated hydrocarbons having the formula C_nH_{2n}.

oleic (*o'-le-ik*) [*oleum*]. Relating to, containing, or obtained from oil. **o. acid.** See *acid, oleic.*

olein (*o'-le-in*) [*oleum*], $C_{57}H_{104}O_6$. A neutral fat, glyceryl trioleate, occurring in olive-oil, butter, and other animal and vegetable fats. It is a colorless oil with a faint, sweetish taste, insoluble in water, readily soluble in alcohol and ether.

oleite (*o'-le-it*). Sodium sulphoricinoleate.

oleo- (*o-le-o-*) [*oleum*]. A prefix to denote connection with or relation to an oil.

oleobalsamic mixture (*o-le-o-bawl-sam'-ik*). A mixture of the oils of lavender, thyme, lemon, mace, orange-flowers, cloves, and cinnamon, with balsam of Peru and alcohol. It is used as a nervine.

oleocreosote (*o-le-o-kre'-o-sōt*) [*oleo-; creosote*]. A yellowish, neutral liquid composed of creosote, 33 %, and oleic acid. It is used in bronchial and pulmonary diseases. Dose 10–15 min. (0.65–1.0 Cc.).

oleogen (*o'-le-o-jen*). A substance consisting of petroleum, oleic acid and ammonia; used as a base for ointment.

oleoguaiacol (*o-le-o-gwi'-ak-ol*). See *guaiacol oleate.*

oleoinfusion (*o-le-o-in-fū'-zhun*). An oily solution of a drug.

oleomargarine (*o-le-o-mar'-gar-ēn*) [*oleo-;* μάργαρος, the pearl-oyster]. An artificial butter made by removing the excess of stearin from tallow or suet.

oleometer (*o-le-om'-et-er*) [*oleum,* oil; μέτρον, measure]. An instrument for ascertaining the weight and purity of oil.

oleopalmitate (*o-le-o-pal'-mit-āt*). A double salt of oleic acid and palmitic acid.

oleoresin (*o-le-o-rez'-in*) [*oleo-; resina,* resin]. A substance consisting chiefly of a mixture of an essential oil and a resin extracted from plants with ether.

oleoresina (*o-le-o-rez-i'-nah*). Oleoresin.

oleosa (*o-le-o'-sah*). Trade name of a brand of eucalyptus oil.

oleosaccharose (*o-le-o-sak'-ar-ōs*). A compound of saccharose with an essential oil.

oleosaccharum (*o-le-o-sak'-ar-um*) [*oleum,* oil; σάκχαρον, sugar; *pl., oleosacchara*]. An oil-sugar; a preparation made by saturating 30 gr. of sugar with one drop of volatile oil.

oleostearate (*o-le-o-ste'-ar-āt*). A double salt of oleic acid and stearic acid.

oleosus (*o-le-o'-sus*). Greasy.

oleum (*o'-le-um*) [L.]. See *oil.* (*For the various oils* (*olea*) *not defined here see under oil or under the qualifying word.*) **o. æthereum,** a volatile, yellowish liquid consisting of equal volumes of heavy oil of wine and ether. Heavy oil of wine is produced when alcohol and sulphuric acid are distilled, and is a mixture of ethyl sulphate, ethyl sulphite, and several polymeric forms of ethylene. **o. calcis,** a thick oily liquid resulting from deliquescence of calcium chloride exposed to air. **o. delphinæ,** porpoise oil. **o. fixum,** a fixed oil. See *oil, fixed.* **o. nigrum,** a reddish-yellow oil, obtained in the East Indies from the seeds of *Celastrus paniculatus;* it is a powerful stimulant and diaphoretic, and is used in rheumatism, gout, and various fevers. **o. phosphoratum,** a mixture of phosphorus, 1 gr.; ether, 9 gr.; almond oil, 90 Cc. It is prescribed in rhachitis.

olfaction (*ol-fak'-shun*) [*olfacere,* to smell]. The function of smelling.

olfactive (*ol-fak'-tiv*) [*olfaction*]. Synonym of *olfactory.* **o. angle,** the angle formed by the line of the olfactory fossa and the os planum of the sphenoid bone.

olfactometer (*ol-fak-tom'-et-er*) [*olfaction;* μέτρον, a measure]. An instrument for determining the power of smell.

olfactometry (*ol-fak-tom'-et-re*). The science of measuring the acuteness of the sense of smell.

olfactory (*ol-fak'-to-re*) [*olfaction*]. Pertaining to the sense of smell. **o. bulb,** the bulbous end of the olfactory nerve. **o. cells,** the cells of the nasal fossæ forming the peripheral end-organs

of the olfactory nerve. **o. center,** the cerebral center for the sense of smell, supposed to be in the hippocampal gyrus. **o. glomerulus,** one of the terminations of the olfactory fibers in the olfactory bulb. **o. groove,** See *o. sulcus.* **o. islets.** See *Calleja's olfactory islets.* **o. lobe,** the olfactory tubercle, olfactory tract, and olfactory bulb considered together. **o. membrane,** the Schneiderian membrane, *q. v.* **o. nerve,** the first cranial nerve, the nerve of smell. **o. region,** the area of distribution of the olfactory nerve in the upper part of the nose. **o. sulcus,** the furrow for the olfactory tract and bulb on the cribriform plate of the ethmoid bone, and on the orbital surface of the cerebral hemispheres. **o. tract,** the central portion of the olfactory lobe terminating anteriorly in the olfactory bulb and posteriorly in the olfactory tubercle. **o. trigone,** the triangular mass of gray matter between the roots of the olfactory bulb. **o. tubercle,** the expanded end of the narrow olfactory lobe, commonly called olfactory nerve or first cranial nerve; the olfactory bulb. **o. vesicle,** the embryonic vesicle forming the olfactory tract and bulb.

olibanum (*o-lib'-an-um*) [Ar., *al-lubān*, frankincense]. A gum-resin produced by various species of *Boswellia.* It has been used as a substitute for the balsams of Peru and tolu, as an inhalation in laryngeal and bronchial inflammations, for fumigation, and in plasters. Syn., *frankincense.*

oligaerobe (*ol-ig-a'-e-rōb*) [*oligo-; aerobe*]. A microorganism which is micro-aerophilic, *q. v.*

oligemia, oligæmia (*ol-ig-e'-me-ah*) [ὀλίγος, scanty; αἷμα, blood]. A state in which the total quantity of the blood is diminished. **oligæmia serosa.** Same as *hydremia.*

olighemia, olighæmia (*ol-ig-he'-me-ah*). Same as *oligemia, q. v.*

olighidria, oligidria (*ol-ig-hi'-dre-ah, ol-ig-id'-re-ah*) [*oligo-; ἱδρῶς*, sweat]. Deficiency of perspiration.

olighydria (*ol-ig-hi'-dre-ah*) [*oligo-; ὕδωρ*, water]. Deficiency of the fluids of the body.

oligo- (*ol-ig-o-*) [ὀγ λος, few or scanty]. A prefix signifying want or deficiency.

oligoamnios (*ol-ig-o-am'-ne-os*) [*oligo-; amnios*]. Oligohydramnios.

oligoblennia (*ol-ig-o-blen'-e-ah*) [*oligo-; βλέννα*, mucus]. A deficient secretion of mucus.

oligocardia (*ol-ig-o-kar'-de-ah*) [*oligo-; καρδία*, heart]. Same as *bradycardia.*

oligocholia (*ol-ig-o-ko'-le-ah*). A deficiency of bile.

oligochromemia, oligochromæmia (*ol-ig-o-kro-me'-me-ah*) [*oligo-; χρωμα*, color; *αἷμα*, blood]. Deficiency of hemoglobin in the blood.

oligochrosis (*ol-ig-o-kro'-sis*) [*oligo-; χρῶσις*, a coloring]. Deficiency of hemoglobin in the blood-corpuscles.

oligochylia (*ol-ig-o-ki'-le-ah*). A deficiency of chyle.

oligochymia (*ol-ig-o-ki'-me-ah*) [*oligo-; χυμός*, juice]. A deficiency of chyme.

oligocopria (*ol-ig-o-kop'-re-ah*) [*oligo-; κόπρος*, excrement]. Deficiency of excrement.

oligocystic (*ol-ig-o-sis'-tik*) [*oligo-; κύστις*, cyst]. Having few cysts or open spaces.

oligocythemia, oligocythæmia (*ol-ig-o-si-the'-me-ah*) [*oligo-; κύτος*, cell; *αἷμα*, blood]. A deficiency of red corpuscles in the blood.

oligocytosis (*ol-ig-o-si-to'-sis*). See *oligocythemia.*

oligodacrya (*ol-ig-o-dak'-re-ah*) [*oligo-; δάκρυον*, tear]. Deficiency of the tears.

oligodactylia (*ol-ig-o-dak-til'-e-ah*) [*oligo-; δάκτυλος*, finger]. A condition characterized by a deficiency of fingers or toes.

oligoerythrocythemia, oligoerythrocythæmia (*ol-ig-o-er-ith-ro-si-the'-me-ah*) [*oligo-; ἐρυθρός*, red; *κύτος*, cell; *αἷμα*, blood]. Deficiency of the coloring-matter of the red corpuscles of the blood.

oligogalactia (*ol-ig-o-gal-ak'-te-ah*) [*oligo-; galactia*]. Deficiency in the secretion of milk.

oligogalia (*ol-ig-o-ga'-le-ah*). See *oligogalactia.*

oligogenics (*ol-ig-o-jen'-iks*) [*oligo-; γένεα*, offspring] Restriction of number of offspring by means of contraceptives; birth control.

oligoglobulia (*ol-ig-o-glo-bū'-le-ah*). See *oligocythemia.*

oligohemia, oligohæmia (*ol-ig-o-he'-me-ah*). See *oligemia.*

oligohydramnios (*ol-ig-o-hi-dram'-ne-os*) [*oligo-; hydramnios*]. A deficiency in the quantity of the amniotic fluid.

oligohydria (*ol-ig-o-hi'-dre-ah*). Same as *olighydria.*

oligohydruria (*ol-ig-o-hi-dru'-re-ah*) [*oligo-; ὕδωρ*, water; *urine*]. Urine with a relative diminution of water; highly concentrated urine.

oligoleukocytosis (*ol-ig-o-lū-ko-si-to'-sis*) [*oligo-; leukocytosis*]. Same as leukopenia.

oligomania (*ol-ig-o-ma'-ne-ah*) [*oligo-; μανία*, madness]. Insanity in which only a few of the mental faculties are deranged.

oligomelus (*ol-ig-o-me'-lus*). Excessive congenital thinness of the limbs, or a deficiency in their number.

oligomenorrhea oligomenorrhœa (*ol-ig-o-men-or-e'-ah*) [*oligo-; μήν*, month; *ῥοία*, flow]. a sufficiency of the menstrual flow.

oligomorphic (*ol-ig-o-mor'-fik*) [*oligo-; μορφή*, form]. Applied to organisms which have but few stages of development.

oligonitrophilous (*ol-ig-o-ni-trof'-il-us*) [*oligo-; nitrogen; φιλεῖν*, to love]. Organisms occurring freely in nature, which develop in nutrient media containing combined nitrogen. They have the ability of assimilating and utilizing atmospheric nitrogen.

oligopepsia (*ol-ig-o-pep'-se-ah*) [*oligo-; πέψις*, digestion]. Feebleness of digestion.

oligophosphaturia (*ol-ig-o-fos-fat-ū'-re-ah*). A decrease in the amount of phosphates in the urine.

oligophrenia (*ol-ig-o-fre'-ne-ah*) [*oligo-; φρήν*, mind]. Imbecility.

oligoplasmia (*ol-ig-o-plaz'-me-ah*) [*oligo-; plasma*]. A deficient amount of plasma in the blood.

oligoplastic (*ol-ig-o-plas'-tik*) [*oligo-; πλάσσειν*, to form]. Lacking in reparative power.

oligopnœa (*ol-ig-op-ne'-ah*) [*oligo-; πνοή*, breath]. Respiration diminished in depth or frequency.

oligoposia, oligoposy (*ol-ig-o-po'-ze-ah, ol-ig-op'-o-se*) [*oligo-; πόσις*, drink]. Defective desire for drinking.

oligopsychia (*ol-ig-op-si'-ke-ah*) [*oligo-; ψυχή*, mind]. Fatuity; imbecility.

oligoptyalism (*ol-ig-o-ti'-al-izm*) [*oligo-; πτύαλον*, saliva]. Deficient secretion of saliva.

oligosialia (*ol-ig-o-si-a'-le-ah*) [*oligo-; σιάλον*, saliva]. Deficiency of saliva.

oligospermatic (*ol-ig-o-sper-mat'-ik*) [*oligo-; σπέρμα*, seed]. Pertaining to oligospermia.

oligospermatism (*ol-ig-o-sperm'-at-izm*). See *oligospermia.*

oligospermia (*ol-ig-o-sper'-me-ah*) [*oligo-; σπέρμα* seed]. A deficiency in the secretion of semen.

oligospermism (*ol-ig-o-sperm'-izm*). See *oligospermia*.

oligosteatosis (*ol-ig-o-ste-at-o'-sis*) [*oligo-*; στέαρ, tallow]. Deficiency of the sebaceous secretion.

oligotrichia (*ol-ig-o-trik'-e-ah*) [*oligo-*; θρίξ, hair]. Scantiness or thinness of hair.

oligotrichosis (*ol-ig-o-trik-o'-sis*). Oligotrichia.

oligotrophy (*ol-ig-ot'-ro-fe*) [*oligo-*; τροφή, nourishment]. Defective or imperfect nutrition.

oligozoospermatism (*ol-ig-o-zo-o-sper'-mat-izm*). See *oligozoospermia*.

oligozoospermia (*ol-ig-o-zo-o-sper'-me-ah*) [*oligo-*; ζῷον, animal; σπέρμα, seed]. Deficiency of the spermatozoa in the spermatic fluid.

oliguresia (*ol-ig-ū-re'-se-ah*). See *oliguria*.

oliguresis (*ol-ig-ū-re'-sis*). See *oliguria*.

oliguria (*ol-ig-ū'-re-ah*) [*oligo-*; οὖρον, urine]. A diminution in the quantity of urine excreted.

oligydria (*ol-ig-id'-re-ah*). See *oligohydria*.

olintal (*o'-lin-tal*). A liquid soap containing myrrh, camphor, and menthol; used as a gargle or nasal douche in diphtheria.

oliophen (*o-li'-o-fen*). Salol and linseed oil in olive oil.

oliva (*o-li'-vah*) [L.]. The olivary body.

olivary (*ol'-iv-a-re*) [*olive*]. 1. Resembling an olive in shape. 2. The olivary body. **o. body,** an oval mass of gray matter situated behind the anterior pyramid of the medulla. **o. fasciculus.** See *fillet, olivary.* **o. nucleus.** See *nucleus, olivary.* **o. peduncle,** the mass of fibers entering the hilum of the olivary body. **o. process.** See *process, olivary.*

olive (*ol'-iv*) [L., *oliva*]. 1. The oil-tree, *Olea europæa*, of the natural order *Oleaceæ*. The value of the olive lies chiefly in its fruit, from which a fixed oil is expressed—*oleum olivæ* (U. S. P., B. P.). Olive-oil consists chiefly of olein and palmitin, and is used as a nutritive food, in medicine as a laxative; in the treatment of gall-stones; as an anthelmintic; as an emollient external application to wounds, burns, etc.; and as an ingredient of liniments, ointments, and plasters. 2. The olivary body. **o., accessory.** 1. A nucleus composed of two small masses of gray matter—an outer (the *external accessory olivary body* of Mueller) and an inner (the *internal accessory olivary body* of Mueller), within the olive, situated above and to the inner side of the dentatum. Syn., *accessory olivary nucleus; nucleus juxtaolivaris.* 2. A gray plate dorsad of the olive. 3. A similar but smaller gray plate dorsad of the pyramid. **o.-oil.** See under *olive* (1).

olivenol iodate (*ol-iv-e'-nol*). Trade name of a mixture of iodine and olive oil to be used instead of the iodides.

Oliver's symptom (*ol'-iv-er*) [Thomas *Oliver*, English physician, 1853–]. Pulsation of the larynx, elicited by grasping the larynx between the thumb and index-finger and pressing upward, the patient being in the erect position; it is noted in aneurysm of the aortic arch and in mediastinal tumors that bring the arch of the aorta in contact with the left bronchus.

Oliver's test for albumin, (*ol'-iv-er*) [George *Oliver*, English physician, 1841–1915]. Float the urine on a mixture of equal parts of sodium tungstate solution (10:4) and a saturated solution of citric acid (10:6). If albumin is present, a white ring is formed at the junction of the two liquids.

Oliver-Cardarelli's symptom. See *Oliver's symptom.*

olivifugal (*ol-iv-if'-ū-gal*) [*olive; fugere*, to flee] In a direction away from the olivary body.

olivipetal (*ol-iv-ip'-et-al*) [*olive; petere*, to seek]. Toward the olivary body.

Ollier's disease (*ol-e-a'*) [Louis Xavier Edouard Léopold *Ollier*, French surgeon, 1830–1900]. Achondroplasia. **O.'s law.** When two bones are parallel and joined at their extremities by ligaments, arrest of growth in one of them entails developmental disturbances in the other. **O.'s layer,** the inner or osteogenetic layer of the periosteum.

olo (*o'-lo*). Petrolatum liquidum.

-ology [λόγιος, learned]. A suffix signifying a science, or a special line of study.

olophonia (*ol-o-fo'-ne-ah*) [ὀλοός, destroyed, lost; φωνή, voice]. Abnormal speech from malformation of vocal organs.

O. L. P. Abbreviation for *occipito lævo posterior*, or the left occipitoposterior position of the head of the fetus in labor.

Olshausen's operation (*ōls'-how-zen*) [Robert Michaelis *Olshausen*, German gynecologist, 1835–1915]. *For vaginal fixation:* it consists in suturing the round ligaments and a portion of the broad ligaments instead of the uterine fundus.

-oma (*-o'-mah*). Abbreviation of ὄγκωμα, a swelling. A termination signifying a neoplasm or tumor.

omacephalus (*o-mas-ef'-al-us*) [ὦμος, shoulder; κεφαλή, head]. A variety of omphalositic monsters of the species paracephalus, in which there are present the characteristics of paracephalus except that there is more imperfect development, with absence of the upper extremities.

omagra (*om-a'-grah*) [ὦμος, shoulder; ἄγρα, seizure]. Gout in the shoulder.

omal (*o'-mal*). Trichlorphenol, a compound of chlorine and phenol, used by inhalation in bronchial diseases.

omalgia (*o-mal'-je-ah*) [ὦμος, shoulder; ἄλγος, pain]. Same as *omodynia*.

omarthralgia (*o-mar-thral'-je-ah*) [ὦμος, shoulder; ἄρθρον, joint; ἄλγος, pain]. Pain in the shoulder-joint.

omarthritis (*o-mar-thri'-tis*) [ὦμος, shoulder; *arthritis*]. Inflammation of the shoulder-joint.

omarthrocace (*o-mar-throk'-as-e*) [ὦμος, shoulder; ἄρθρον, joint; κακός, evil]. Disease of the shoulder-joint.

omasal (*o-ma'-sal*) [*omasum*, a paunch]. Pertaining to the omasum.

omasum (*o-ma'-sum*) [*omasum*, a paunch: *pl.*, *omasa*] The third stomach of a ruminant; it is also called the *psalterium*, and *manyplies*.

ombrophobia (*om-bro-fo'-be-ah*) [ὄμβρός, rain; φόβος, fear]. A morbid fear of rain.

ombrophore (*om'-bro-fōr*) [ὄμβρός, rain; φέρειν, to carry]. A portabl contrivance for giving a shower.

omega melancholium (*o-meg'-ah mel-an-kol'-i-um*). An omega-shaped (ω) wrinkle between the eyebrows, said to be a sign of melancholy.

omeire (*o-mi'-ra*) [African]. A vinous and acetous fermented milk used in parts of Africa.

omental (*o-men'-tal*) [*omentum*]. Pertaining to the omentum. **o. hernia.** See *epiplocele.*

omentectomy (*o-men-tek'-to-me*) [*omentum*; ἐκτομή, excision]. Excision of a portion of the omentum.

omentitis (*o-men-ti'-tis*) [*omentum*; ιτις, inflammation]. Inflammation of the omentum.

omentocele (*o-men'-to-sēl*) [*omentum*; κήλη, hernia]. Omental hemia.

omentopexy (*o-men'-to-peks-e*) [*omentum*; πῆξις, fixation]. See *epiplopexy*; also, under *Talma*.

omentoplasty (*o-men'-to-plas-te*). *Talma's operation, q. v.*

omentorrhaphy (*o-men-tor'-af-e*) [*omentum*; ῥάφειν, to sew]. Suture of the omentum.

omentosplenopexy (*o-men-to-splen'-o-peks-e*). Omentopexy followed by splenopexy to develop complementary circulation in certain hepaticosplenic lesions.

omentovolvulus (*o-men-to-vol'-vū-lus*). Volvulus of the omentum.

omentulum (*o-men'-tū-lum*) [dim. of *omentum*, omentum]. The smaller omentum.

omentum (*o-men'-tum*) [L., "adipose membrane"]. A fold of the peritoneum connecting the abdominal viscera with the stomach. **o., gastrocolic,** a fold of peritoneum attached to the greater curvature of the stomach above and, after dipping down over the intestine, returning to inclose the transverse colon. Between the ascending and descending folds is the cavity of the great omentum. Syn., *great omentum*. **o., gastrohepatic,** a double fold of peritoneum passing from the lesser curvature of the stomach to the transverse fissure of the liver. On the left side it includes the esophagus; on the right its edges are free and inclose all the structures issuing from or entering the transverse fissure of the liver; the hepatic vessels and nerves and the bile-duct. Behind it is the foramen of Winslow. Syn., *lesser omentum*. **o., gastrosplenic,** the fold of peritoneum passing from the stomach to the spleen. **o. majus.** See *o., gastrocolic*. **o. minus.** See *o., gastrohepatic*. **o., pancreaticosplenic,** a fold of peritoneum uniting the tail of the pancreas with the lower part of the inner surface of the spleen.

omitis (*o-mi'-tis*) [ὦμος, shoulder; ιτις, inflammation]. Inflammation of the shoulder.

omnivorous (*om-niv'-o-rus*) [*omnis*, all; *vorare*, to devour]. Subsisting on all kinds of food.

omnopon (*om'-no-pon*). Same as pantopon, *q. v.*

omo- (*o-mo-*) [ὦμος, shoulder]. A prefix denoting connection with or relation to the scapula.

omocace (*o-mok'-as-e*) [*omo-*; κακός, evil]. Disease of the shoulder.

omoclavicular (*o-mo-kla-vik'-ū-lar*) [*omo-*; *clavicula*, clavicle]. Pertaining to the shoulder and the clavicle.

omocotyle (*o-mo-kot'-il-e*) [*omo-*; κοτῦλη, cup]. The glenoid cavity; also, the shoulder-joint.

omodynia (*o-mo-din'-e-ah*) [*omo-*; ὀδύνη, pain]. Pain in the shoulder.

omohyoid (*o-mo-hi'-oid*) [*omo-*; *hyoid*]. Pertaining conjointly to the scapula and the hyoid bone. **o. muscle.** See under *muscle*.

omophagia (*o-mo-fa'-je-ah*) [ὠμός, raw; φαγεῖν, to eat]. The practice of eating raw food.

omoplate (*o'-mo-plāt*) [*omo-*; πλάτη, a plate]. See *scapula*.

omositia (*o-mo-sit'-e-ah*) [ὠμός, raw; σιτέειν, to feed]. The eating of raw flesh.

omosternal (*o-mo-ster'-nal*) [*omo-*; *sternum*]. Pertaining to the shoulder and the sternum.

omosternum (*o-mo-ster'-num*) [*omo-*; *sternum*: *pl., omosterna*]. In biology, a superior median ossification in the pectoral arch of a batrachian; the homologue of the interclavicle. The interarticular cartilage of the sternoclavicular joint.

omphalectomy (*om-fal-ek'-to-me*) [*omphalos-*; ἐκτομή, excision]. Excision of the navel.

omphalelcosis (*om-fal-el-ko'-sis*) [*omphalos*; ἕλκωσις, ulceration]. Ulceration of the navel.

omphalexoche (*om-fal-eks'-o-ke*) [*omphalos*; ἐξοχή, prominence]. Synonym of *exomphalos*.

omphalic (*om-fal'-ik*) [*omphalos*]. Pertaining to the umbilicus. **o. duct,** the vitelline duct: the duct connecting the umbilical vesicle with the fetal intestine during the first three months of intrauterine life.

omphalitis (*om-fal-i'-tis*) [*omphalos*; ιτις, inflammation]. Inflammation of the navel.

omphalo- (*om-fal-o-*) [*omphalos*]. A prefix denoting relation to the navel.

omphalocele (*om-fal'-o-sēl*) [*omphalo-*; κήλη, hernia]. Umbilical hernia.

omphalochorion (*om-fal-o-kōr'-e-on*). Blending of the yolk-sac and the chorion in one structure.

omphalocraniodidymus (*om-fal-o-kra-ne-o-did'-imus*) [*omphalos*; κρανίον, skull; δίδυμος, twin]. A form of double monstrosity in which the parasite is attached to the cranium of the autosite.

omphalodes (*om-fal-o'-dēz*) [*omphalos*; εἶδος, like]. Resembling the navel.

omphaloenteric (*om'-fal-o-en-ter'-ik*) [*omphalos*; ἔντερον, intestine]. Pertaining to the naval and the intestine.

omphalogenesis (*om-fal-o-jen'-es-is*) [*omphalo-*; γεννᾶν, to produce]. Development of the umbilicus.

omphaloid (*om'-fal-oid*) [*omphalos*; εἶδος, form]. Resembling the navel.

omphalolysis (*om-fal-ol'-is-is*) [*omphalos*; λύσις, loosening]. The dividing of the umbilical cord.

omphaloma (*om-fal-o'-mah*) [*omphalo*; *-oma*]. A tumor or swelling at the navel.

omphalomesaraic, omphalomesenteric (*om-fal-o-mez-ar-a'-ik, om-fal-o-mez-en-ter'-ik*) [*omphalo-*; *mesentery*]. Pertaining conjointly to the umbilicus and mesentery. **o. arteries.** See under *artery*. **o. duct,** a duct connecting the intestinal canal of the embryo with the umbilical vesicle.

omphalomonodidymi (*om'-fal-o-mon-o-did'-im-i*) [*omphalos*; μόνος, one; δίδυμος, twin]. A form of twin monstrosity in which the fetuses are joined at the umbilicus.

omphaloncus (*om-fal-ong'-kus*) [*omphalo-*; ὄγκος, tumor]. A tumor or swelling at the navel.

omphalopagus (*om-fal-op'-ag-us*) [*omphalo-*; πηγνύναι, to make fast]. A double monster united at the umbilicus.

omphalophlebitis (*om-fal-o-fleb-i'-tis*) [*omphalo-*; *phlebitis*]. Inflammation of the umbilical vein.

omphalophyma (*om-fal-o-fi'-mah*). Synonym of *omphaloncus*.

omphaloproptosis (*om-fal-o-prop-to'-sis*) [*omphalos*; πρόπτωσις, a falling forward]. Abnormal protrusion of the navel.

omphalorrhagia (*om-fal-or-a'-je-ah*) [*omphalo-*; ῥηγνύναι, to burst forth]. Hemorrhage from the umbilicus.

omphalorrhea, omphalorrhœa (*om-fal-or-e'-ah*) [*omphalo-*; ῥοία, a flow]. An effusion of lymph at the navel.

omphalorrhexis (*om-fal-or-eks'-is*) [*omphalos*; ῥῆξις, rupture]. Rupture of navel, or navel-string.

omphalos (*om'-fal-os*) [ὀμφαλός, the navel]. The umbilicus.

omphalosite (*om-fal'-o-sīt*) [*omphalo-*; σῖτος, nourishment]. A single monster, which, lacking the heart, receives its blood-supply through the umbilical vessels, and is, therefore, incapable of extrauterine existence.

omphalosoter (*om-fal-o-so'-ter*) [*omphalos; σωτήρ*, preserver]. An instrument for pushing back into its place a prolapsed funis.

omphalospinous (*om-fal-o-spi'-nus*). Pertaining to the navel and the anterior superior spine of the ilium.

omphalotaxis (*om-fal-o-taks'-is*) [*omphalos; τάσσειν*, to arrange]. Reposition of the prolapsed funis.

omphalotome (*om-fal'-o-tōm*) [*omphalos; τομή*, a cutting]. An instrument for dividing the umbilical cord.

omphalotomy (*om-fal-ot'-o-me*) [*omphalo-; τομή*, a cutting]. The cutting of the umbilical cord.

omphalotripsy (*om-fal-o-trip'-se*) [*omphalo-; τρίβειν*, to rub]. Separation of the umbilical cord by a crushing instrument.

omphalus (*om'-fal-us*) [*ὀμφαλός*, navel]. See *omphalos*.

onanism (*o'-nan-izm*) [*Onan*, the son of Judah]. 1. Incomplete coitus. 2. Masturbation.

onanist (*o'-nan-ist*). One who practices onanism.

Onanoff's reflex (*aw-nah-nawf'*) [Jacques *Onanoff*, French physician, 1859–]. Sudden compression of the glans penis, causes contraction of the ischiocavernosus and bulbocavernosus muscles; said to be a sign of dementia præcox.

Onchocerca (*on-ko-ser'-kah*). A genus of filaria.

onchocerciasis (*on-ko-ser-si'-as-is*). The condition resulting from infection with *Onchocerca*.

onchocercosis (*on-ko-ser-ko'-sis*). Epidemic blindness due to *Simulium ochracemum* and *S. mooseri* (buffalo or turkey gnat) which transmits filaria organisms to those they sting.

oncograph (*on'-ko-graf*) [*ὄγκος*, a mass; *γράφειν*, to record]. Instrument that records changes of volume of an organ in an oncometer

oncography (*on-kog'-raf-e*) [*ὄγκος*, a swelling; *γράφειν*, to write]. The recording of the measurement of tumors by an oncometer.

oncology (*on-kol'-o-je*) [*ὄγκος*, a mass; *λόγος*, science]. The branch of surgery and pathology relating to tumors.

oncolysis (*on-kol-is-is*) [*ὄγκος*, a tumor; *λύσις*, dissolution]. Destruction of cancer cells, or cells of any tumor.

oncoma (*on-ko'-mah*) [*ὄγκωμα*, a swelling]. A tumor, swelling.

oncometer (*on-kom'-et-er*) [*ὄγκος*, a mass; *μέτρον*, a measure]. An instrument for measuring variations in the volume of an organ, especially of the kidney or spleen.

oncometric (*on-ko-met'-rik*). Pertaining to oncometry.

oncometry (*on-kom'-et-re*). The measurement of the size of a viscus.

oncosis (*on-ko'-sis*) [*ὄγκος*, a mass]. 1. A state marked by growth of tumors. 2. Tumefaction.

oncosphere, oncosphæra (*on'-ko-sfēr, ong-ko-sfe'-rah*) [*ὄγκος*, tumor; *σφαῖρα*, sphere]. The embryo of tapeworms.

oncothlipsis (*on-ko-thlip'-sis*) [*ὄγκος*, tumor; *θλίψις*, pressure]. Pressure caused by a tumor.

oncotomy (*on-kot'-o-me*) [*ὄγκος*, a mass; *τομή*, a cutting]. Incising a tumor or other swelling.

oncotropic (*on-ko-trop-ik*) [*ὄγκος*, a mass; *τρόπη*, turning]. Special attraction for tumor cells.

-one. A suffix applied (1) to bodies related to the starches and sugars; (2) in organic chemistry, to denote a ketone.

oneiric, oniric (*o-ni'-rik*) [*ὄνειρος*, a dream]. Relating to dreams; attended by visions.

oneirism (*o-ni'-rizm*) [see *oneiric*]. A cerebral automatism analogous to the dream state, as a dream prolonged to the waking period.

oneirodynia (*o-ni-ro-din'-e-ah*) [*ὄνειρος*, a dream; *ὀδύνη*, pain]. Disquietude of the mind during sleep; painful dreaming; nightmare. **o. activa**, somnambulism.

oneirogmus (*on-i-rog'-mus*) [*ὀνειρωγμός*, an effusion during sleep]. Emission of semen during sleep.

oneirology (*on-i-rol'-o-je*) [*ὄνειρος*, dream; *λόγος*, science]. The science or scientific view of dreams.

oneironosus (*on-i-ron'-o-sus*) [*ὄνειρος*, dream; *νόσος*, disease]. Disorder manifesting itself in dreams; morbid dreaming.

oneiroscopy (*on-i-ros'-ko-pe*) [*ὄνειρος*, a dream; *σκόπειν*, to examine]. Analytical study of dreams.

one-two-three mixture. A mixture of phenol 1, oil of cassia 2, and oil of wintergreen 3 parts; used as a dental antiseptic and disinfectant.

oniomania (*o-ne-o-ma'-ne-ah*) [*ὠνιος*, to be bought; *μανία*, madness]. A mania for buying everything.

onion (*un'-yun*) [L., *unio*, an onion]. The *Allium cepa* and its bulb. The latter contains a volatile oil resembling oil of garlic, and consisting principally of $C_6H_{12}S$. The onion is diuretic, expectorant, and rubefacient, and is at times used in dropsy, bronchitis, etc.; locally it has been applied as an emollient poultice. **o. bodies**, epithelial pearls; see under *pearl*.

onkinocele (*ong-kin'-o-sēl*) [*ὄγκος*, a mass; *ἴς*, a fiber; *κήλη*, tumor]. Inflammation of the tendon-sheaths attended by swelling.

onobaio (*on-o-ba'-yo*) [Nat. Obock]. An arrow-poison used by the natives of Obock.

onomatology (*on-o-mat-ol'-o-je*) [*ὄνομα*, name; *λόγος*, science]. The science of nomenclature; the formation of names.

onomatomania (*on-o-mat-o-ma'-ne-ah*) [*ὄνομα*, name; *μανία*, mania] Functional derangement of speech, of which five varieties are described: 1. A powerful effort to recall some word. 2. An irresistible impulse continually to repeat a word, by which the patient seems perplexed. 3. The patient attaches some peculiar and dreadful meaning to a commonplace word. 4. The patient attaches talismanic significance to certain words, which he repeats as a safeguard. 5. The patient is impelled to spit out some word, like a disgusting morsel.

onomatophobia (*on-om-at-o-fo'-be-ah*) [*ὄνομα*, name; *φόβος*, fear]. Same as *onomatomania* (3), *q. v.*

onomatopoiesis (*on-o-mat-o-poi-e'-sis*) [*ὄνομα*, name; *ποιεῖειν*, to make]. The extemporaneous formation of words by the insane. Words so formed are generally meaningless, or incorrect, but are sometimes quite the reverse.

ononid (*o-no'-nid*), $C_{18}H_{22}O_8$. A neutral principle contained in the root of *Ononis spinosa*.

ononin (*o-no'-nin*), $C_{30}H_{34}O_{13}$. A glucoside isolated from the root of *Ononis spinosa*.

Ononis (*o-no'-nis*) [*ὄνος*, an ass]. A genus of leguminous plants. The diuretic root of *G. spinosa*, rest-harrow, a shrub of Europe, is used in dropsy and gout.

ontogenesis, ontogeny (*on-to-jen'-es-is, on-toj'-en-e*) [*ὤν*; *ὄντος*, existing; *γεννᾶν*, to beget]. The development of the individual organism. See also *phylogenesis*.

ontogenetic (*on-to-jen-et'-ik*) [*ὤν*, *ὄντος*, existing; *γένεσις*, birth]. Pertaining to ontogenesis. See also *evolution*.

ontogeny (*on-toj'-en-e*). The developmental history of an organism, from fertilized egg to adult individual.

onychatrophia, onychatrophy (*on-ik-at-ro'-fe-ah, on-ik-at'-ro-fe*) [*onyx; atrophy*]. Atrophy of nails.

onychauxis (*on-ik-awks'-is*) [*onyx; αὔξειν*, increase]. Hypertrophy of the nail.

onychexallaxis (*on-ik-eks-al-aks'-is*) [*ὄνυξ*, nail; *ἐξάλλαξις*, a degeneration]. Degeneration of the nails.

onychia (*on-ik'-e-ah*) [*onyx*]. Inflammation of the matrix of the nail. **o. maligna**, a form occurring in debilitated persons, and characterized by an unhealthy ulcer in the matrix of the nail, the latter becoming discolored and thrown off. **o. parasitica**, onychomycosis. **o. simplex**, onychia without much ulceration, with loss of the nail and its replacement by a new one.

onychitis (*on-ik-i'-tis*). See *onychia*.

onycho- (*on-ik-o-*) [*onyx*]. A prefix meaning relating to the nails.

onychoclasis (*on-ik-ok'-las-is*) [*onycho-; κλάσις*, a breaking]. Breaking of the nail.

onychocryptosis (*on-ik-o-krip-to'-sis*) [*onycho-; κρυπτός*, hidden]. Ingrowing of the nail.

onychogram (*on'-ik-o-gram*) [*onycho-; γράφειν*, to write]. The record of the variations in blood-pressure by an onychograph.

onychograph (*on'-ik-o-graf*) [*onycho-; γράφειν*, to write]. An instrument for recording variations in blood-pressure in the capillasrie of the tips of the fingers.

onychogryphosis (*on-ik-o-gri-fo'-sis*). This word is incorrect, it should be *onychogryposis*, *q. v.*

onychogryposis (*on-ik-o-gri-po'-sis*) [*onycho-; γρύπωσις*, curvature]. A thickened, ridged, and curved condition of the nail.

onychohelcosis (*on-ik-o-hel-ko'-sis*) [*onycho-; ἕλκωσις*, ulceration]. Ulceration of the nail.

onychoid (*on'-ik-oid*) [*ὄνυξ*, nail; *εἶδος*, like]. Resembling a nail. Having a nail-like texture.

onycholysis (*on-ik-ol'-is-is*) [*onycho-; λύσις*, a loosening]. Loosening of the nail.

onychoma (*on-ik-o'-mah*) [*onycho-; ὄμα*, tumor] A tumor of the nail-bed.

onychomalacia (*on-ik-o-mal-a'-se-ah*) [*onycho-; μαλακία*, softness]. Abnormal softness of the nails.

onychomycosis (*on-ik-o-mi-ko'-sis*) [*onycho-; mycosis*]. A disease of the nails due to parasitic fungi, as the trichophyton, achorion, etc.

onychonosus (*on-ik-on'-o-sus*) [*onycho-; νόσος*, disease]. Any disease of the finger-nails or toe-nails

onychopathic (*on-ik-o-path'-ik*) [*onycho-; πάθος*, disease]. Pertaining to disease of the nails.

onychopathy (*on-ik-op'-a-the*) [*onycho-; πάθος*, disease]. Any disease of the nails.

onychophagist (*on-ik-off'-aj-ist*) [*onycho-; φαγεῖν*, to eat]. One addicted to biting the finger-nails.

onychophagy (*on-ik-of'-aj-e*) [*onycho-; φαγεῖν*, to eat]. The practice of biting the nails.

onychophosis (*on-ik-o-fo'-sis*) [*onycho-; δφή*, a web]. A disease of the toe-nails, consisting in an accumulation of thickened horny layers of epidermis under the nail, raising it from its bed and sometimes altering its growth.

onychophyma (*on-ik-o-fi'-mah*) [*onycho-; φῦμα*, a growth]. Morbid degeneration of the nails.

onychoptosis (*on-ik-op-to'-sis*) [*onycho-; πτῶσις*, a falling]. The falling off of the nails.

onychorrhexis (*on-ik-or-eks'-is*) [*onycho-; ῥῆξις*, rupture]. The splitting of the nails.

onychorrhiza (*on-ik-or-i'-zah*) [*onycho-; ῥιζα*, a root]. The root of the nail.

onychosarcoma (*on-ik-o-sar-ko'-mah*) [*onycho-; σάρξ*, flesh; *ὄμα*, tumor]. A fleshy outgrowth from a nail.

onychosis (*on-ik-o'-sis*) [*onyx*]. Any disease of the nails.

onychostroma (*on-ik-os-tro'-mah*) [*onycho-; στρῶμα*, mattress]. The matrix, or sensitive tissue of the finger, forming the bed of the nail.

onychyphosis (*on-ik-if-o'-sis*). See *onychophosis*.

onym (*on'-im*) [*ὄνομα*, a name]. The technical name of an organ or of a species or other group.

onyx (*on'-iks*) [*ὄνυξ*, nail]. 1. A nail of the fingers or toes. 2. A collection of pus between the corneal lamellæ at the most dependent part.

onyxis (*on-iks'-is*) [*ὄνυξ*, nail]. An abnormal incurvation or ingrowing of the nails.

onyxitis (*on-iks-i'-tis*). Onychia.

ooblast (*o'-o-blast*) [*ὠόν*, egg; *βλαστός*, a germ]. A cell of the germinal epithelium giving rise to an ovum.

oocinesia, oocinesis (*o-o-sin-e'-se-ah, o-o-sin-e'-sis*). See *ookinesis*.

oocinete (*o'-o-sin-ēt*). See *ookinete*.

oocyesis (*o-o-si-e'-sis*) [*ὠόν*, egg; *κύησις*, pregnancy]. Ovarian pregnancy; oariocyesis.

oocyst (*o'-o-sist*) [*ὠόν*, egg; *κύστις*, bladder]. 1. The encysted fertilized cell in sporozoa. 2. The envelope which surrounds the cell.

oocytase (*o-o-si-tās'*). A cytase which acts on the cells of the ovary.

oocyte (*o'-o-sīt*) [*ὠόν*, egg; *κύτος*, a cell]. The ovarian egg-cell before the formation of the polar bodies. Syn., *ovocyte*.

oodeocele (*o-od'-e-o-sēl*) [*ὠόν*, egg; *εἶδος*, like; *κηλή*, hernia] Obturator hernia.

oodocresol (*o-od-o-kre'-sol*). See *traumatol*.

oogamous (*o-og'-am-us*) [*ὠόν*, egg, *γάμος*, marriage]. In biology, exhibiting or reproduced by the conjugation of dissimilar gametes.

oogamy (*o-og'-am-e*) [*ὠόν*, egg; *γάμος*, marriage]. In biology, the conjugation of two dissimilar gametes, as distinguished from isogamy.

oogenesis (*o-o-jen'-es-is*) [*ὠόν*, egg; *γένεσις*, birth]. The process of the development of the ovum.

oogenetic (*o-o-jen-et'-ik*) [*ὠόν*, egg; *γεννᾶν*, to beget]. Relating to oogenesis.

oogenous (*o-oj'-en-us*). Producing ova.

oogonium (*o-o-go'-ne-um*) [*ὠόν*, egg; *γονή*, generation: *pl.*, *oogonia*]. 1. In biology, the female sexual organ in the *Oosporeæ* before fertilization. 2. The primordial mother-cell which gives rise to the ovarian egg and its follicle. 3. The descendants of the primordial germ-cell from which ultimately arise the oocytes (Boveri); also written ovogonium.

ookinesis (*o-o-kin-e'-sis*) [*ὠόν*, egg; *κίνησις*, movement]. The changes occurring in the egg during maturation, fertilization and segmentation.

ookinete (*o'-o-kin-ēt*) [*ὠόν*, egg; *κίνησις*, movement]. The vermiform, motile, body into which the zygote develops. See *oocyst*.

oolemma (*o-o-lem'-ah*) [*ὠόν*, egg; *λέμμα*, peel, skin]. In biology, the vitelline membrane of an egg.

oophagia, oophagy (*o-o-faj'-e-ah, o-off'-aj-e*) [*ὠόν*, an egg; *φάγειν*, to eat]. Subsisting mainly on eggs.

oophoralgia (*o-of-or-al'-je-ah*) [*oophoron; ἄλγος*, pain]. Pain in the ovaries.

oophorauxe (*o-off-or-awks'-e*) [*ὠόν*, egg; *φέρειν*, to bear; *αὔξη*, growth]. Hypertrophy of the ovary.

oophorectomy (*o-o-for-ek'-to-me*) [*oophoron; ἐκτομή*, excision]. Excision of the ovary.

oophoritis (*o-of-or-i'-tis*) [*oophoron*; ιτις, inflammation]. Inflammation of the ovary.

oophoro- (*o-of-or-o-*) [*oophoron*]. A prefix meaning relating to the ovary.

oophorocystectomy (*o-of-or-o-sis-tek'-to-me*) [*oophoro-*; κύστις, a cyst; ἐκτόμη, excision]. Removal of an ovarian cyst.

oophorocystosis (*o-of-or-o-sist-o'-sis*) [*oophoro-*; κύστις, a cyst]. The formation of ovarian cysts.

oophoroepilepsy (*o'-of-or-o-ep'-il-ep-se*). Epileptiform disease due to an ovarian lesion.

oophorohysterectomy (*o-of-or-o-his-ter-ek'-to-me*) [*oophoro-*; *hysterectomy*]. Removal of the uterus and ovaries.

oophoroma (*o-of-or-o'-mah*) [*oophoro-*; ὅμα, a tumor: *pl.*, *oophoromata*]. A dermoid cyst of the ovary, characterized by metastasis.

oophoromalacia (*o-of-or-o-mal-a'-se-ah*) [*oophoro-*; μαλακία, softness]. Softening of the ovary.

oophoromania (*o-of-or-o-ma'-ne-ah*) [*oophoro-*; *mania*] Insanity due to ovarian disorder.

oophoromyeloma (*o-of-or-o-mi-el-o'-mah*) [*oophoro-*; μυελός, marrow; ὅμα, tumor]. An ovarian encephaloma.

oophoron (*o-of'-o-ron*) [ὠόν, egg; φέρειν, to bear]. The ovary.

oophoropathia (*o-of-or-o-pa'-the-ah*) [*oophoro-*; πάθος, disease]. Any disease of the ovary.

oophorosalpingectomy (*o-of-or-o-sal-pin-jek'-to-me*) [*oophoro-*; *salpingectomy*]. Excision of an ovary and oviduct.

oophorosalpingitis (*o-of-or-o-sal-pin-ji'-tis*) [*oophoro-*; *salpingitis*]. Inflammation of an ovary and Fallopian tube.

oophorosalpingotomy (*o-of-or-o-sal-pin-got'-o-me*) [*oophoro-*; *salpingotomy*]. Surgical removal of the ovary and oviduct.

oophorostomy (*o-of-or-os'-to-me*) [*oophoro-*; στόμα, mouth]. The establishment of an opening into an ovarian cyst for drainage.

oophorrhaphy (*o-of-or'-a-fe*) [*oophoro-*; ῥαφή, suture]. The operation of suturing an ovary to the pelvic wall.

ooplasma (*o-o-plaz'-mah*) [ὠόν, egg; πλάσσειν, to mold]. The vitellus.

ooplasty (*o'-o-plas-te*) [ὠόν, egg; πλάσσειν, to form]. The process of fecundation.

ooporphyrin (*o-o-por'-fir-in*) [ὠόν, egg; *porphyrin*]. A porphyrin occurring as a pigment in the eggshells of certain birds; it may be extracted by hydrochloric acid.

ooscope (*o'-o-skōp*) [ὠόν, egg; σκοπεῖν, to view]. An apparatus for observing the developmental changes in a fertilized egg.

oosperm (*o'-o-sperm*) [ὠόν, egg; σπέρμα, seed]. The cell formed by union of the ovum and the spermatozoon.

oosphere (*o'-o-sfēr*) [ὠόν, egg; σφαῖρα, a sphere]. In biology, the unfertilized germ-cell in the oogonium; the female reproductive cell.

Oospora (*o-os'-po-rah*) [ὠόν, egg; σπόρος, seed]. A genus of fungi. **O. bovis,** a name proposed for the fungus of actinomycosis. **O. guiguardi,** a fungus that causes the deposition of carbonate of lime in the connective tissue of the walls of cystic tumors and skeletal nodosities.

oospore (*o'-o-spor*) [ὠόν, egg; σπόρος, seed]. In biology, a fertilized and matured oosphere.

oosporosis (*o-os-por-o'-sis*). Infection by Oospora.

ootheca (*o-o-the'-kah*) [ὠόν, egg; θήκη, a case: *pl.*, *oothecæ*]. An ovary.

oothecalgia (*o-o-the-kal'-je-ah*) [*ootheca*; ἀλγός, pain]. Ovarian neuralgia.

oothecitis (*o-o-the-si'-tis*). Inflammation of an ovary.

oothecocentesis (*o-o-the-ko-sen-te'-sis*) [*ootheca*; κεντήσις, puncture]. Puncture of an ovary or of an ovarian cyst.

oothecocyesis (*o-o-the-ko-si-e'-sis*) [*ootheca*; κύησις, pregnancy]. Ovarian pregnancy.

oothecocystosis (*o-o-the-ko-sis-to'-sis*) [*ootheca* κύστις, cyst]. Formation of, or presence of, an ovarian cyst.

oothecohysterectomy (*o-o-the-ko-his-ter-ek'-to-me*) [*ootheca*; ὑστερα, the uterus; ἐκτόμη, excision]. Excision of the uterus and ovaries.

oothecoma (*o-o-the-ko'-mah*). Tumor of an ovary.

oothecomania (*o-o-the-ko-ma'-ne-ah*). Associated mental and ovarian disease.

oothecopathy (*o-o-the-kop'-a-the*) [*ootheca*; πάθος, disease]. Any disease of the ovary.

oothecopexy (*o-o-the'-ko-pek-se*) [*ootheca*; πῆξις, fixation]. Fixation of a misplaced ovary.

oothecosalpingectomy (*o-o-the-ko-sal-pin-jek'-to-me*). Excision of an ovary and Fallopian tube.

oothectomy (*o-o-thek'-to-me*) [ὠόν, egg; θήκη, a case; ἐκτομή, excision]. The surgical removal of an ovary.

opa (*o'-pah*). A liquid dentifrice containing salol, eugenol, pinol and other substances.

opacification (*o-pas-if-i-ka'-shun*) [*opacity*]. 1. The process of becoming opaque. 2. The formation of an opacity.

opacity (*o-pas'-it-e*) [*opacus*, dull]. 1. The condition of being impervious to light. 2. An opaque spot, as *opacity* of the cornea or lens.

opalgia (*o-pal'-je-ah*) [ὤψ, face; ἀλγός, pain]. Neuralgia of the face.

opaline (*o'-pal-ēn*) [ὀπάλλιος, an opal]. Having the appearance of an opal. **o. patch,** the mucous patch of syphilis, forming, in the mouth, a whitish pellicle.

opalisin (*o-pal'-is-in*). A protein found in considerable quantity in human milk, less in mares' milk, and in very small quantity in cows' milk.

opaque (*o-pāk'*) [*opacus*, shaded]. Dark, obscure, not transparent, impervious to light.

opeidoscope (*o-pi'-do-skōp*) [ὄψ, a voice; εἶδος, likeness; σκοπεῖν, to view]. An instrument for studying the vibrations of the voice.

open [AS.]. Exposed to the air, as an *open* wound, interrupted, as an *open* circuit, one that is interrupted so that the electric current cannot pass

opeocele (*o'-pe-o-sēl*) [ὀπή, an opening; κήλη, a tumor]. Synonym of *hernia*.

operable (*op'-er-ab-l*). Admitting of an operation.

operant (*op'-e-rant*) [see *operation*]. 1. Effective; active. 2. An operator.

operation (*op-er-a'-shun*) [*operatio*, from *operari*, to labor; to do]. 1. Anything done or performed, especially anything done with instruments; a surgical procedure. 2. The mode of action of anything. Operations named after persons are entered under the proper names. **o., capital,** one involving a risk of life. **o., equilibrating,** tenotomy on the direct antagonist of a paralyzed ocular muscle. **o., high.** 1. Suprapubic lithotomy. 2. The application of the forceps to the fetal head at the superior strait. **o., Indian,** *for rhinoplasty;* a flap is taken from the forehead, with its pedicle at the root of the nose; hollow plugs are inserted into the nostrils, and the flap is secured. **o., Italian,** *for rhinoplasty;* the skin is taken from

the arm over the biceps; the flap is cut on three sides, and after the skin has shrunk, it is fitted to the fresh margins of the defect, the arm being bandaged in position for at least eight days. **o., major,** an important and serious operation. **o., minor,** a comparatively trivial operation. **o., radical,** one removing the cause of the disease or the diseased part itself. **o., surgical,** one performed by the surgeon by means of the hands or instruments. **o., Tagliacotian, o., Tagliacozzi's.** See *o., Italian.*

operations, eponymic table of.—

Abbé's: 1. *Lateral anastomosis* of the intestines with cat-gut rings. 2. For *varicocele;* resection of the scrotum, with ligation of the exposed veins. 3. *Incision for appendicitis;* separates but does not cut the muscle-fibers. 4. Cutting through an esophageal stricture by the sawing action of a string one end of which passes through the mouth and the other end through an opening in the stomach. 5. For *tic douloreux;* intracranial resection of fifth cranial nerve.

Abernethy's, for *ligation of the external iliac artery.* In the earlier operation an incision was made in the line of the artery for about three inches, commencing nearly four inches above Poupart's ligament. Later the incision was less nearly vertical and more curved, with the convexity downward and outward, extending from about one inch within and once inch above the anterior superior spine to one and one-half inches above, and external to, the center of Poupart's ligament

Adams': 1. Osteotomy for *ankylosis of the hip-joint,* the neck of the femur being divided subcutaneously within the capsule. 2. *Corectopy;* the iris is drawn into a small, corneal incision, in order to change the position of the natural pupil. 3. For *deviated nasal septum;* the bent cartilaginous septum is forcibly straightened by special flat, parallel-bladed forceps 4. For *Dupuytren's contraction,* when the bands extend far down the sides of the finger. It consists in multiple subcutaneous section of the palmar fascia from without inward 5. For *ectropion;* a triangular wedge is removed from the whole-thickness of the lower lid, and the edges united by sutures. 6 *Iliac colotomy;* a modification of *Cripps' operation,* in which a vertical incision is made external to the epigastric artery. 7. For *prolapsus uteri.* See *O., Alexander's.*

Affleck's, a method for *embryotomy;* also known as *Macdonald's method;* it consists in rachiotomy followed by forcible podalic version.

Agnew's (*Cornelius R.*): 1. For *cataract;* it consists in the laceration or removal of the capsule in secondary cataract by means of a stop-needle and hook. 2. For *chalazion;* incision along the ciliary margin of the lid, followed by curettement or by expression. 3. For *destruction of the lacrimal sac;* it consists in slitting the canaliculi, vertical incision of the sac, and cauterization of its interior.

Agnew's (*D. Hayes*): 1. For *amputations;* it is a modification of *Vermale's operation* by which elliptic tegumentary flaps are made and allowed to retract before the muscles are cut through. 2. For *inguinal hernia;* a modification of *Wutzer's operation, q. v.* 3. For *salivary fistula;* after the introduction of a probe into the duct, a thread is passed from the inside of the mouth, around the duct, the probe is withdrawn, and the thread tied tightly. As it sloughs off, the natural orifice is reëstablished. The external opening may be closed subsequently by operation or caustics. 4. For *webbed fingers;* a dorsal flap, triangular in shape, is cut from the upper surface of the web. The apex corresponds to the free margin, the base to the interval between the proximal ends of the first phalanges; this is reflected back, and the web is divided as far as necessary; the flap is then folded between the fingers, and the wound closed with sutures.

Aitkin's, a double hebotomy in dystocia resulting from a narrow pelvis

Alanson's, a method of *amputation;* it consists in division of the skin and muscles in the form of a hollow cone.

Albee's. 1. To *cause ankylosis of the hip;* the upper end of the head of the femur is removed and the corresponding part of the edge of the acetabulum is also cut off, and the freshened edges are approximated. 2. For *tuberculous spondylitis;* transplantation from tibia into spinous process of vertebræ.

Albee-Delbet's for *fracture of neck of femur;* inserting a bone peg through a hole drilled in the head, neck, and trochanter of the femur.

Albert's, for *flail knee-joint;* excision of the knee to secure ankylosis.

Albert-Frank-Kocher's method of gastrotomy. See *Frank's method.*

Alexander's: 1. For the relief of *epilepsy;* ligation of the vertebral artery to diminish the blood-supply to the brain. 2. For *prolapse and retroflexion of the uterus;* shortening of the round ligaments for the purpose of holding the uterus in its normal position. **Alexander-Adams.,** See *Alexander's.*

Allarton's, for *lithotomy,* it is the modern median operation for stone in the bladder

Allingham's (**H.**), for *inguinal colotomy;* an incision, from one and one-half to three inches long, is made parallel with the outer third of Poupart's ligament, and about one-half inch above. The edges of the peritoneum, in most cases, are stitched to the cut muscles and skin; the intestine is stitched to the edges of the wound, and opening of the bowel is deferred, if possible, until the third day.

Allingham's (**W.**): 1. For *excision of the rectum;* the patient in the lithotomy position, an oval incision is made into both ischio-rectal fossæ, around the bowel, and prolonged backward to the coccyx; the bowel is isolated, and separated with the écraseur, scissors, or Paquelin cautery. 2. For *hemorrhoids;* the pile is dissected off from the muscular tissue with scissors, the pedicle ligated, and the mass cut off.

Alonette's, for *amputation at the hip-joint;* a semicircular external flap is made, extending to the great trochanter, with disarticulation of the head of the femur, and the making of a large internal flap by cutting from within outward.

Alquié-Alexander's. The same as *Alexander's.*

V. Ammon's: 1. *Blepharoplasty;* removal of all cicatricial tissue and freeing of the remains of the lid, followed by transplantation of a flap from the cheek. 2. For *destruction of the lacrimal sac;* incision into, and excision of, a portion of the anterior wall of the sac; closure by adhesive inflammation. 3. For *ectropion* (from caries); an incision is made around the cicatrix, the tissues are dissected free, and after closing the lid the wound is closed over the cicatrix. 4. For *symblepharon;* the lid is divided, by two converging incisions, into three portions —two lateral and a central wedge-shaped por-

tion; the former are united by sutures, and after union the central, wedge-shaped part is dissected out.

Amussat's: 1. A method of arresting *hemorrhage* by torsion of the arteries by means of two forceps. 2. For *atresia vaginæ;* dilatation by the use of the finger or a dull instrument, without cutting. 3. For *castration;* by incision upon the posterior surface of the scrotum. 4. For *enterorrhaphy;* in cases of completely divided intestine, each end is invaginated and passed over a cork, with a groove at either end, and the intestine is tied in the grooves. 5. For *imperforate rectum;* the formation of an artificial anus in the perineum, with or without excision of the coccyx. 6. For *lumbar colotomy;* a transverse incision is made crossing the outer border of the quadratus lumborum muscle.

Anagnostakis': 1. For *entropion;* an incision is made parallel and close to the free margin of the upper lid, a horizontal fold of skin, with the underlying tissue, is excised, and the wound closed by sutures. 2. For *trichiasis;* the offending cilia are included between two perpendicular incisions and excised.

Anderson's for *lengthening tendons;* the tendons is split longitudinally, the cut surfaces slid along, and sutured.

Anel's: 1. For *aneurysm;* ligation on the cardiac side close to the aneurysm. 2. For *stricture of the lacrimal duct;* dilatation by means of a gold probe, followed by the injection of an astringent fluid into the sac.

Anger's: 1. For *hypospadias;* the formation of a urethra by superimposing a quadrilateral flap from one side and lower border of the penis, over another flap from the other side, which has been turned over a catheter. 2. For *ingrowing toe-nail;* the lateral-flap operation, with removal of the diseased portion of the matrix. 3. For *union of divided tendons;* the use of "distance-sutures," when the ends of the tendon are widely apart.

Annandale's: 1. For *dislocated cartilages;* incision into the knee-joint and stitching of the dislocated cartilages into their proper position. 2. For *genu valgum;* partial excision of both condyles of the femur. 3. For *naso-pharyngeal polypus;* division of the alveolar margin and palatal portions of the upper jaw along their center, from before backward, and perforation of the bony septum of the nose, thus permitting separation of the two portions of the bone and exposure of the polypus. 4. For *varicocele;* a modification of *Lee's operation,* the veins only being excised, the scrotum being left intact. 5. For *webbed-fingers;* the longitudinal incisions are made along the sides of each finger.

Antal's, for *tumor of the bladder-wall;* after a suprapubic incision the tumor is removed with the portion of the bladder from which it springs, and the vesical wound is closed; the peritoneum is rolled up and not opened.

Antyllus', for *aneurysm;* it consists in ligation above and below the sac, followed by opening of the aneurysm and evacuation of its contents.

Antyllus-Kuhnts', for *paralytic ectropion;* excision of a wedge-shaped portion of the conjunctiva and tarsus from the lid, in order to shorten the latter. The base of the wedge is on the free border of the lid.

Apostoli's, electrolysis of a *uterine fibroid* when an electrode cannot be introduced into the uterus. One broad abdominal electrode is used, and a spear-pointed electrode is thrust through the vaginal wall into the tumor.

Appolito's, for *enterorrhaphy,* by means of a form of right-angle continuous suture.

Argyll Robertson's: 1. For *entropion;* a piece of sheet-lead is fastened inside of the lid, so that the pressure will cause absorption of the hypertrophic tissue. 2. For *glaucoma;* trephining the sclerotic for the relief of pain. 3. For *pterygium;* the growth is separated and excised; the conjunctiva, previously dissected up, is brought over the wound and sutured.

Arlt's: 1. For *blepharoplasty;* a modification of *Dieffenbach's operation,* with a downward inclination of the cantho-temporal incision, and a slight deviation of the tempero-genal incision. 2. For *cicatricial ectropion;* a V-shaped incision is made, removing the cicatrix; the wound is closed by interrupted sutures. 3. For *entropion;* (*a*) a modification of *Gaillard's suture;* a thread, with a needle at either end, is passed subcutaneously from the margin of the lid down to the cheek, and the two ends are tied; there results a puckering of the skin and thereby relief of the entropion; (*b*) a *flap-splitting operation* upon the lid, with the removal of an oval portion of the skin, and suturing of the latter. 4. For *enucleation of the eye;* Desmarre's retractors are introduced, and the conjunctiva is divided all around the corneal junction; then the external rectus (if the left eye, the internal if the right eye) is caught by a blunt hook and divided behind it, leaving a stump; then the remaining ocular muscles and the optic nerve are divided by scissors The internal rectus (if the left eye, the external if the right eye) and the two oblique muscles are divided after luxation of the ball in front of the lids; the conjunctiva is stitched in and out, so as to form a suture like the string of a tobacco-bag, and a pressure-bandage is applied. 5. For *median tarsorrhaphy;* excision with scissors and forceps of a narrow strip of skin from both the upper and lower lids, close to their inner angle, meeting on the inner side of the inner commissure; they are then united by interrupted sutures. 6. For *stricture of the lacrimal duct;* incision of the anterior wall of the sac, evacuation of the pus and gradual dilatation of the duct. 7. For *symblepharon;* dissection of the symblepharon, and suturing of the flap on itself. 8. For *trichiasis;* known also as the *Jaesche-Arlt operation;* it is a modification of *Jaesche's operation,* in which the lid is separated into anterior and posterior flaps by *Flarer's incision.*

Arlt-Jaesche for *distichiasis;* the edge of the lid and the contained ciliary bulbs are dissected from the tarsus, a crescentic-shaped piece of skin is removed from the lid above the flap, and the edges of the wound are united, thus transplanting the ciliary bulbs further away from the edge of the lids.

Armsby's, for the *radical cure of inguinal hernia;* the integument is invaginated, and a single thread is introduced as a seton through the sac of the hernia and the inguinal canal.

Asch's, for *deviation of nasal septum,* consists in a crucial incision over the deflection, taking up the segments, reduction of the deflection, and insertion of a tube to hold the segments in place.

Ashton's, for a *congested and bleeding rectum,* without distinct hemorrhoidal tumor; cauterize with fuming nitric acid.

Assalini's, for *sridodsalysis;* the iris is detached with eye-forceps through a large opening in the cornea.

Atlee's, for *ovariotomy;* the écraseur is applied to the pedicle.

Aveling's: 1. For *suture of the soft palate;* a double loop of suture is passed on one side and the loop drawn out of the mouth; a single suture is then passed through the opposite side and looped into the double one; by pulling the latter back, the single suture is drawn across the cleft. 2. *Transfusion* by the direct method; this permits measurement of the amount of blood transfused.

Avery's, for *uranoplasty.* Same as *Langenbeck's operation.*

Ayres', for *ectopia vesicæ;* closure by means of a flap of skin turned down from the abdomen over the bladder.

Baccelli's, for *aneurysm;* insertion of a wire into the sac of the aneurysm.

Bader's: 1. For *conical cornea;* an elliptic piece of the cornea is removed from the apex of the cone, and this is followed by the application of a tight bandage. 2. For the relief of pain in *glaucoma;* stretching or laceration of the infratrochlear nerve. 3. For *sclerotomy;* the incision is confined to the scleral margin, without division of the overlying conjunctiva.

Baer's (*B. F.*)*:* 1. For *perineorrhaphy;* the same denudation is made as in *Emmet's operation.* The needle is passed deeply on the outer side of the denuded sulcus, brought out at the bottom of the sulcus, again introduced on the rectal side and brought out at the top of the opposite side of the sulcus; the crest of the rectocele is then picked up at the upper border of the denudation, the needles passed down the inner side of the left sulcus and up on the outer side, the entire sweep being made with one suture. The same process is repeated once or twice. 2. For *supravaginal hysterectomy;* median celiotomy, ligation of the ovarian arteries in the broad ligament; the clamp is applied close to the uterus and the ligament divided between the ligature and the clamp, ligation of the uterine arteries in the broad ligament; formation of anterior and posterior peritoneal flaps; division of the cervix; if necessary, suture of the flaps over the cervical stump. Neither ligature nor suture must pierce or embrace cervical tissue, and nothing whatever is done to the cervical canal.

Baker's (*M.*)*:* 1. To secure *union of bone;* the use of steel pins to keep the bones together after excision of the knee. 2. For *carcinoma of the cervix uteri;* the cervix is removed by means of a uterotome that makes a funnel-shaped excavation, the base of which is on a line with the internal os, and the apex approaches or meets the fundus. 3. For *excision of the tongue;* removal through the mouth with the use of the écraseur as a supplemental means.

Baldwin's, for *artificial vagina;* transplanting a piece of the ileum between the bladder and the rectum.

Ball's: 1. For *iliac colotomy;* a modification of *Cripps' operation,* in which the incision is made in the left linea semilunaris, and the bowel secured above and below the future artificial opening by means of two special clamps, which are removed after suturing and opening of the bowel. 2. For *inguinal hernia;* the sac is separated up to the abdominal portion of the neck and then twisted around its own axis, after which the fundus is cut away and the stump is secured in the ring. 3. For *pruritus ani;* section of the sensory nerve trunks of the anus.

Ballingall's, for *excision of the upper jaw.* The same as *Velpeau's operation.*

Bandl's, for *uretero-vaginal fistula;* a catheter is passed into the bladder, and through an artificial opening in the bladder into the ureter, and the original opening is closed over the catheter.

Banks' (*M.*)*:* 1. For *aneurysm of the third part of the subclavian artery;* ligation of the first part of the artery. 2. For the *radical cure of inguinal hernia,* the sac is exposed and separated from the surrounding parts; a ligature is then applied close to the ring, and the fundus of the sac is cut away, after which the inguinal ring is closed by sutures. 3. For *internal urethrotomy;* a special urethrotome is used to divide the stricture from within outward. 4. For *removal of the breast;* it consists in removal of the entire breast, the overlying skin, the fascia over the pectoral muscle, and (if suspicious-looking) the fibers of the muscle. The axilla is always to be cleaned out. 5. For *removal of nasal polypi;* avulsion with forceps, when the nostrils are in a dependent position, as so to prevent choking by the blood.

Bardeleben's, for *double harelip;* the mucous membrane and periosteum are stripped up behind the pre-maxillary bone; the septum is then divided and the projection reduced, or grasped by forceps and twisted upon itself.

Barden's, for *angular ankylosis of the knee,* removal of a wedge-shaped piece of bone from the shaft of the femur, and fracture of the remaining part.

Bardenheuer's: 1. For *cholecystotomy;* performed in two stages: the first operation consists in fixing the gall-bladder to the abdominal incision. After adhesions have formed, the bladder is opened and the operation completed. 2. *Exploratory incision;* an extraperitoneal exploratory incision, to allow of the palpation of the contents of the abdomen through the parietal peritoneum. 3. For *resection of the sacrum;* the removal of the entire lower part of the bone at the third sacral foramen. 4. For *suprapubic cystotomy;* a skin-incision, about the length of a finger, in the middle line, close above, and parallel with the upper border of the pubis.

Barker's (*A. E.*)*:* 1. For *excision of the astragalus;* the incision runs from just above the tip of the external malleolus forward and a little inward, curving toward the dorsum of the foot. 2. For *excision of the hip;* by an anterior incision, commencing on the front of the thigh, one-half inch below the anterior superior iliac spine, and running downward and inward for three inches. 3. For *gastro-enterostomy;* the visceral incision is made only through the serous and muscular coats, and the most important part of the suturing is done before the stomach or bowel is opened. 4. For the *radical cure of inguinal hernia;* a modification of *Banks' operation,* in which the neck of the sac is ligatured and the sac below the ligature divided, but not dissected out, being used to occlude the internal ring. 5. For *spinal abscess;* the abscess is opened and scraped, and the débris washed out by the use of the flushing-curet. 6. For *ununited fracture of the clavicle;* the false joint is exposed by an incision; the two ends of the bone are removed by oblique cuts in the same

plane, and held together by silver wire. 7. For *varicocele;* the application of subcutaneous aseptic silk ligatures at one or two points.

Barraquer's, *phakoerisis, q. v.*

Bartisch's, for *entropion;* removal of the entire ciliary margin of the lid.

Barton's (*J. Rhea*): 1. For *bony ankylosis of the knee;* the removal of a wedge-shaped piece of bone from the lower end of the femur, to allow of the correction of the deformity. 2. For *osteotomy;* division of the femur between the two trochanters.

Barwell's (*R.*): 1. For *aneurysm;* (*a*) the use of ox aorta in the ligation of aneurysm; (*b*) passing a needle, armed with a silver wire, subcutaneously around *vascular tumors* to avoid scars. 2. For *aneurysm of the innominate or aorta;* ligation of the carotid and subclavian arteries. 3. For *ligation of the first part of the subclavian artery;* the formation of a triangular flap turned upward and outward, with division of both heads of the sterno-mastoid muscle and the sterno-thyroid muscle. 4. *Osteotomy for genu valgum;* division of the lower end of the femur and upper end of the tibia, above and below their respective epiphyses. 5. For *varicocele;* the subcutaneous application of a silver wire, and twisting of the free ends from day to day.

Bassini's, for the *radical cure of inguinal hernia;* the sac is exposed, twisted, and the neck ligated and removed; the spermatic cord is lifted, and the border of the rectus is stitched to the edge of the internal oblique, the transversalis muscle and the transversalis fascia to Poupart's ligament under the cord. The cord is placed upon this layer and the border of the external oblique is stitched to Poupart's ligament over the cord.

Bates', for *internal urethrotomy;* a special urethrotome is used to divide the stricture from within outward.

Battey's (*R.*), for *oöphorectomy;* also called "*normal ovariotomy;*" removal of the ovaries in order to eliminate their physiologic influence.

Battle's for *appendicitis;* see **Battle's incision.**

Baudelocque's, in *extrauterine pregnancy;* incision is made through the posterior cul-de-sac of the vagina.

Bauden's: 1. For *amputation through the foot;* it is made at the tarso-metatarsal joint, disarticulating the first metatarsal bone, and sawing through the remaining ones on a level with the internal cuneiform bone. 2. For *amputation at the knee-joint;* by oval anterior and posterior flaps. 3. For *excision of the shoulder;* by a single anterior vertical or oblique incision.

Baum's, for *stretching the facial nerve;* an incision is made downward and forward from behind the ear, about opposite the meatus, to a point immediately below the lobule, and then prolonged nearly to the angle of the jaw, a small, transverse incision being also made below the pinna.

Baynton's, a method of healing *leg-ulcers;* it is the original method of applying adhesive straps and a bandage in cases of indolent ulcers.

Beatson's, for *inoperable cancer of breast;* removal of ovaries.

Beaufils', for *uranoplasty;* a single flap is twisted on itself so as to fill up the aperture.

Béclard's, for *amputation at the hip-joint;* a modification of *Liston's amputation,* by cutting the posterior flap first.

Beer's: 1. For *cataract;* extraction by the flap method. 2. For *iridectomy;* an incision is made near the margin of the cornea with a lance-knife entered pependicularly, then made parallel with the plane of the iris, making a section concentric with the cornea, of the desired length. 3. For *iridodialysis.* The same as *Himly's operation.*

Bègin's, for *excision of the knee.* Similar to *Textor's operation, q. v.*

Belfield's, making an artificial opening into the vas deferens.

Bell's (*C.*): 1. For *gastrotomy;* a parietal incision is made in a line extending from the umbilicus toward the left false ribs. 2. For *ligation of the first part of the lingual artery;* the same incision is used as in the operation of election, its center being opposite the body of the hyoid bone.

Belmas' (*M.*), for *the radical cure of inguinal hernia;* it consists in introducing gold-beaters' skin in the neck of the sac, to excite sufficient inflammation.

Benham's, for *hæmorrhoids;* the same as *Pollock's operation, q. v*

Bennett's (*W. H.*), for *varicocele;* a modificat on of *Howse's operation,* in which the elongated cord is shortened.

Benson's, for *entropion;* a modification of *van Millingen's operation,* in which a flap of mucous membrane is taken from the lower lip.

Bent's, for *excision of the shoulder;* a flap is taken from the deltoid region, with the base inward, by means of one vertical and two transverse incisions.

Bérard's (*A.*), for *naso-pharyngeal tumor;* an incision is made either along the median line or the side of the nose, extending down through the upper lip; by means of the cutting-forceps the outer wall of the nasal cavity and of the antrum is removed.

Bergenhem's, implantation of the ureter into the rectum.

Berger's (*P.*), for *interscapulo-thoracic amputation;* it is made by two flaps—an antero-inferior or pectoro-axillary flap, and a postero-superior or cervico-scapular flap.

von Bergmann's (*E.*): 1. For *hydrocele;* excision of the parietal part of the sac. 2. For *mastoid and middle-ear disease;* it consists in making a long, crescentic incision from above and in front of the auricle, backward and downward, and then loosening the periosteum from the entire osseous auditory canal; the bony portion between the auditory canal and the middle cranial fossa is penetrated with a chisel as far as the bony annulus tympanicus, and the incision is then carried backward toward the mastoid process, avoiding injury of the facial canal; there is then inserted a tamponade of iodoform-gauze. 3. For *nephrectomy;* a lateral lumbar incision is made from the upper end of the twelfth rib obliquely toward the junction of the outer and middle thirds of Poupart's ligament.

Berlin's: 1. For *entropion;* incision through the entire thickness of the lid, parallel to the ciliary margin, and excision of a portion of the tarsus and conjunctiva. 2. For *excision of the lacrimal sac;* the same as *Platner's operation, q. v.*

Bérlinghieri's, for *entropion and trichiasis;* a horizontal incision is made along the margin of the lid, a vertical incision from each end of this, away from the margin, followed by dis-

section up of the flap, and extirpation of the hair-bulbs; the flap is then replaced.

Bernay's (*A. C.*), for *gastrotomy;* removal of the growths bulging into the cavity of the stomach by the curet or other instrument, after making an incision through the wall of the stomach.

Bernheim's, for *circumcision;* the operation is performed with the galvano-cautery instead of the knife. **Berthold's.** See under *Myringoplastic.*

Best's, subcutaneous suture of the abdominal ring in cases of hernia.

Bevan's, to *expose the gall-bladder;* a vertical incision is made along the outer border of the right rectus muscle.

Beyea's, for *gastroplosis,* consists in the plication of the gastrohepatic and gastrophrenic ligaments.

Bier's, for *amputation of leg,* consists in cuneiform osteotomy upon tibia above the stump, bending forward the stump with the lower fragment of bone to a right angle with the upper fragment. The two fragments unite and form a foot.

Bigelow's (*H. J.*), for *vesical calculus;* the ordinary operation of litholapaxy, *q. v.* **Billroth's** (*T.*): 1. For *blepharoplasty;* a modification of *Dieffenbach's operation, q. v.* 2. For *ectopia vesicæ;* a modification of *Thiersch's operation,* in which two broad, lateral, doubly-pedunculated flaps are dissected up. 3. For *excision of the tongue;* a curved, submental incision is carried backward along the lower border of the jaw on both sides; the bone is then divided in two places, and after excision of the tongue, is replaced 4 For *genu valgum;* incomplete linear osteotomy of the tibia. 5. For *naso-pharyngeal tumor;* an incision from the root of the nose to the tip is carried into the nostril. An incision from either end of this is carried horizontally across the cheek. The nose is separated in the line of the first incision, and the superior maxilla is sawn through in the line of the second and third incisions, and the bone pried out of place, hinging upon the pterygoid process. 6. For *ovariotomy;* the pedicle is ligated between two forceps, and then divided with the thermo-cautery. 7. For *pylorectomy;* a parietal incision is made in almost a transverse direction; the divided walls of the stomach and bowel are brought together and united by sutures on the side of the greater curvature of the stomach. 8. For *resection of the intestine;* when the segments of the intestine are of unequal size, one end is closed by sutures and the other end implanted into a slit made in the long axis of the bowel

Bircher's, for *dilatation of stomach;* suture of anterior and posterior walls of stomach.

Bird's (*G.*): 1. For *excision of the knee;* the patella is sawn through transversely to reach the joint, and the two fragments are brought together afterward with sutures. 2. For *jejunostomy;* an oblique incision is made in the same position as in pylorectomy; the transverse colon is drawn upward, and the omentum is pushed to the left and the bowel attached to the margin of the parietal wound, and opened after adhesions have formed. 3. *Osteotomy* for extreme *flat-foot;* resection of a wedge of bone (the scaphoid alone, or the scaphoid and the head of the astragalus) from the inner side of the foot. 4. For the *removal of new-growths of the tonsil;* a modification of *Cheever's operation* in which the second incision is made through the cheek, from the angle of the mouth to that of the lower jaw.

Bischoff's: 1. For *laceration of the female perineum;* a denudation is made similar to that made in *Freund's operation,* except that the tongue of vaginal tissue left in the median line is narrower, and the denuded strips on either side are wider and nearer together. The tongue of the posterior vaginal wall is dissected up and brought forward over the median raphe, stitched between the labia and lateral walls, and the perineum is united by deep external sutures beginning behind. 2. Abdominal section with extirpation of the gravid uterus.

Bishop's (*Stanmore*): 1. For the *radical cure of inguinal hernia;* a modification of *Macewen's operation* in which the thread is passed through the wall of the sac on each side, so that when drawn upon, the sac is thrown into folds like a purse; Bishop also cuts open the anterior wall of the inguinal canal. 2. For *suture of the intestine;* an interrupted shoe-maker's stitch is introduced on the mucous aspect, each suture loop being tied on alternate sides of the line of junction.

Bissell's, for *uterine retroversion;* the excision of a section of both the round and broad ligaments sufficient to hold the uterus in a forward position

Blandin's: 1. For *deviated nasal septum;* the removal of discs from the septum by means of a special punch. 2. For *double harelip;* repression of the pre-maxillary bone after excision of a wedge-shaped piece of the vomerine plate immediately behind it. 3. For *excision of the upper jaw;* it is done by a median incision. The cheek flap is raised by means of two incisions—the first carried down from the inner canthus along the side of the nose and into the mouth through the median line of the lip; the other is carried along the lower margin of the orbit. 4. For *symblepharon;* dissection from above downward, and folding inward of the flap to form the palpebral conjunctiva.

Blasius': 1. For *blepharoplasty;* a flap is taken from the forehead to form a lower eyelid. 2. For *chiloplasty;* two curved incisions are made, each beginning at the center of the lower lip and extending outward and downward to the sides of the cheeks, for the purpose of forming a lower lip. 3. For *uranoplasty;* a flap is dissected from the forehead, and the long pedicle is twisted so that the flap (the nose being absent) can be brought through the nares into the cleft.

Boari's, transplantation of the vasa deferentia into the urethra.

Bobbs' (*J. S.*), for *cholecystotomy;* the gall-bladder is incised and, after removal of calculi, is closed by one suture.

Bobroff's, for *spina bifida;* osteoplastic operation.

Boeckel's (*E.*): 1. For the removal of *tumors of the naso-pharynx;* an incision is made down to the bone across the bridge of the nose, from one lacrymal sac to the other, and is carried down one nasal furrow to the margin of the nostril, which it opens. The columna is also separated the bones in the line of the incision are divided, and the septum is separated and the tumor removed; the parts are then to be restored. 2. For *excision of the wrist;* it is done by a single dorsal incision on the radial side, with division of the extensor tendons on the same side, and ending by the subperiosteal operation.

Boen's, a method of performing *embryotomy;* it consists in the removal of all of the prolapsed portions of the fetus, followed by thoracic and abdominal evisceration, complete division of the fetus into two parts and separate extraction of the two.

Bogue's, for *varicocele;* ligation with catgut of the veins at different points, after exposing them by means of an incision.

Bohm's, for *tenotomy;* it is the modern method of performing tenotomy.

Bond's, for *flat-foot;* it consists in making two transverse and two semicircular incisions across the side of the foot with a Paquelin cautery, beginning at the inner malleolus and extending one-third of the distance across the sole of the foot, the semicircular incisions crossing the transverse. The contraction following healing is said to restore the arch.

Bonnet's (*M. A.*): 1. For *enucleation of the eye;* the conjunctiva is divided at the corneal border, and separated from the ball for some distance back; the tendons are next cut, and pressure backward on the lids will usually dislocate the ball forward, when it may be grasped and the enucleation completed. 2. For the *radical cure of hernia;* after reduction of the hernia, a fold of skin is tucked up, and three or four needles are passed through and allowed to remain; these set up inflammation, which closes the canal. The spermatic cord must be avoided.

Bonzel's, for *iridodialysis;* the iris is detached with a small hook through a corneal incision.

Borelli's, for *staphyloma;* the staphyloma is transfixed with two pins introduced at right angles to each other, and encircled behind the pins with a thread.

Borthen's, *iridotasis, q. v.*

Bose's, for *tracheotomy;* a vertical incision is made in the middle line for about one-and-a-half or two inches from the center of the thyroid cartilage; a transverse incision is then made along the upper border of the cricoid cartilage to divide the deep cervical fascia.

Bosworth's, for *deviated nasal septum;* removal of the obstructing tissue by means of a delicate saw.

Botrel's, for the *removal of naso-pharyngeal tumors;* in order to preserve the free border of the soft palate, *Maisonneuve's incision* is made, followed by *Nélaton's operation.*

Bottini's (*E.*), for *enlarged prostate gland;* a fresh urethra is bored through the substance of the gland by means of the galvano-cautery.

Bouilly's, a *part* of the mucous membrane of the cervix uteri is removed; a piece on each side is left to avoid subsequent atresia.

Bouisson's (*F.*), for *rhinoplasty;* this is very similar to *Thiersch's operation,* but the flaps are formed somewhat differently.

Bowman's: 1. For *conical cornea;* a circular portion of the apex is removed with a small trephine which is not allowed to penetrate the whole thickness of the cornea 2 For *discission;* two needles are passed through the cornea at the same time, one near the inner and the other near the outer margin. The points of the needles are plunged into the center of the membrane and drawn apart by sweeping movements. 3. For *ectropion;* the same as *v. Ammon's operation.* 4. For *excision of the pupil;* the puncture and counter-puncture are made with Graefe's linear knife; the blades of fine scissors are introduced and a triangular piece of the iris, as well as the constrictor pupillæ, removed. 5. For *fistula of the lacrimal gland;* the establishment by means of a thread of a fistula on the conjunctival surface, to permit of the opening in the skin being permanently closed. 6. For *iridodesis;* radial incision of the iris from the pupillary margin. 7. For *lacrimal obstruction;* slitting of the canaliculi. 8. For *ptosis;* subcutaneous division of the tarsal portion of the orbicular muscle.

Boyer's, for *excision of the tongue;* it is done through the mouth by two converging incisions and two lateral ones, meeting at the same point.

Bozeman's (*N.*), for *vesico-vaginal fistula;* the edges of the fistula are pared and wire sutures are introduced in the usual manner, after which a lead plate or "button" is threaded on the sutures so as to cover the fistula. It is held in place by perforated shot.

Brainard's: 1. For *angular ankylosis of the knee;* the shaft of the femur is drilled subcutaneously and then fractured. 2. For *ectropion;* a flap-transplanting operation. 3. For *ununited fracture;* drilling of the fragments to excite reparative action

Brandt's, for *uranoplasty,* in cases of a wide cleft and a deep palate, all the molars of the upper jaw are extracted some months before the operation to produce flattening of the palatal arch

Braquehaye's, treatment of vesico vaginal fistula by freshening the vaginal mucous membrane.

Brasdor's, for *aneurysm;* ligation immediately beyond the aneurysm.

Braun's, for *nephrectomy;* it is done by means of a transverse incision eight or ten cm. long, parallel with and one cm. below the arch of the ribs.

Brewer's, closure of wounds of arteries with rubber plates.

Bribosia's, for *cataract;* the knife is passed across the anterior chamber and the iris is caused to prolapse upon the knife as the incision is made, so that iridectomy is simultaneously performed, the capsule having previously been lacerated by a stop-needle.

Briggs': 1. For *traumatic epilepsy;* excision of the painful cicatrix. 2. For *varicocele;* ligation of the veins at two points with subcutaneous division.

Brinton's, for *amputation through the knee-joint,* the same as *Stephen Smith's operation* with the exception that the semilunar cartilages are left *in situ.*

Brown's, for *nymphomania;* amputation of the clitoris.

Browne's, for *inversion of the uterus;* incision of the fundus, and dilatation of the inverted cervix through the incision.

Brüns' (*V.*): 1. For *amputation through the root;* a modification of *Pirogoff's amputation,* in which the sawn surface of the os calcis is made concave and the tibia convex. 2. For *arthrectomy;* the interior of the ankle-joint is exposed by two anterior and two posterior vertical incisions, and all diseased tissue, including the synovial membrane, ligaments, cartilage and bone, is removed by erasion. 3. *Plastic;* a quadrilateral gap is closed by displacing a rectangular flap from each side and uniting them in the median line. 4. For *removal of a naso-pharyngeal polypus;* it is done through the upper jaw by an osteoplastic operation, the whole nose being turned over to one side. 5. For *restoration of the lower lip;* two quadrilateral flaps are

fashioned out of the whole thickness of the cheek and upper lip on each side of the mouth, and so turned downward that their upper borders can be sutured together in the median line.

Bryant's (*T.*): 1. For *lumbar colotomy;* an oblique incision is made midway between the last rib and the iliac crest. The bowel is fixed in position and opened. 2. For *splenectomy;* the incision is made a little to the outer side of the linea semilunaris. 3. For *varicocele;* subcutaneous ligation of the veins at two points by means of two needles.

Buchanan's: 1. For *lithotomy;* the medio-lateral operation, with the use of an angular staff. 2. For *restoration of the lower lip;* elevation of an oblique flap from each side of the chin and union of the two flaps in the middle line. 3. For *tenotomy for talipes varus* in children; division of the tendo Achillis and abductor pollicis muscle, together with the adjoining half of the flexor brevis digitorum muscle, and, in some cases, part of the deep plantar ligament.

Buck's: 1. For *bone-suture;* the use of metallic sutures to keep the bones together after excision of the knee. 2. For *chiloplasty;* to form a lower lip. Pins are inserted into the skin to mark the points of the incisions, and a triangular flap is made from the cheek on either side of the mouth. 3. For *genu valgum;* a cuneiform osteotomy in which the tibia, fibula, and patella are included. 4. For *restoration of the upper lip;* (*a*) *for one-sided deficiency;* a quadrilateral flap from the lower lip is twisted upward and connected by sutures with the freshened edge of the upper lip; (*b*) *for contracted angle,* an incision is made along the red border of the lip skirting the deformed angle; a transverse cut is then made outward, and sutures are introduced.

Bumstead's: 1. For *circumcision;* the method formerly employed of grasping the foreskin with forceps and snipping off with a bistoury. 2. For *internal urethrotomy;* done with a modification of *Maisonneuve's* or *Peter's* urethrotome.

Burckhardt's, for *retropharyngeal abscess;* an opening is made on the outside of the neck

von Burow's: 1. For *chiloplasty;* the large triangular gap is closed by raising flaps on each side after making lateral incisions. 2. For *entropion;* a deep groove is made parallel to and 3 mm. inside the ciliary margin, with excision of a narrow strip of skin, and closure by sutures.

Busch's: 1. For *Dupuytren's contraction;* a triangular flap of skin and subcutaneous tissue is dissected over the palmar cord, the base of the flap being where the finger and palm join, and the apex at the proximal extremity. 2. For *entropion;* removal of a V-shaped piece of skin from the lower lid, followed by suturing.

Butcher's: 1. For *dentigerous cysts;* cutting away of the expanded bone, followed by the use of the gouge. 2. For *double harelip;* cutting through the projecting pieces, without dividing the soft parts, or interfering with the vascular supply from behind, previous to bending them back.

Buzzi's, for the *formation of an artificial pupil;* separation of the iris from its peripheral attachment by means of a needle inserted through the cornea.

Byrd's: 1. For *closure of an artificial anus;* the same as *Dupuytren's operation.* 2. For *imperforate rectum;* the formation of an artificial anus in the perineum, after colotomy.

Caldwell-Luc's, entering the antrum of Highmore through an incision in the supradental fossa, between the second and third upper molar teeth.

Calignani's, for *neurectomy;* resection of the inferior dental nerve through an incision made between the lobe of the ear and the angle of the jaw.

Callisen's for *lumbar colotomy;* a vertical incision is made following the line of the colon.

Calot's, a method of forcible reduction of angular deformity of the spine.

Carden's (*R.*): 1. A method of performing *amputations;* the formation of a single anterior tegumentary flap. 2. For *amputation above the knee-joint;* a single rounded flap is removed from the front of the joint, and the operation is completed by a circular incision.

Carnochan's: 1. For *elephantiasis;* ligation of the main artery of the limb. 2. For *neurectomy;* removal of the second division of the fifth nerve, together with the sphenopalatine ganglion as far back as the foramen rotundum. A horizontal incision is made just below the orbit, and this is joined in the middle by a vertical one running downward; this is followed by exposure of the spheno-maxillary fossa by trephining through the antrum.

Carpue's, *rhinoplasty;* repair of the nose by taking a heart-shaped flap from the forehead.

Carter's: 1. For the formation of an *artificial pupil;* a small incision is made through the cornea, in front of the plane of the iris, followed by iridotomy. 2. Transplanting bone from rib to make a new bridge for nose.

Cassel's, for *exostoses of the ear;* removal through the external orifice of the ear. **Celsus'**: 1. A method of performing *amputations;* division of the skin by the circular method, its retraction, and the cutting to the bone at the level of the retracted skin. 2. For *chiloplasty;* the removal of tumors of the lower lip by a V-shaped incision; horizontal incisions are carried out from the base to enable the wound to be approximated more easily. 3 A method of performing *embryotomy;* also called *cervical* embryotomy; it is the method of decapitation of the fetus. 4. For *lithotomy;* localization of the stone by finger in the rectum with perineal incision. 5. For *rhinoplasty;* flaps are secured from the cheeks, the septum being formed, if necessary, from the upper lip.

Catterino's. See *hysterokataphraxis.*

Chalot's, for the removal of *naso-pharyngeal polypi;* the nasal fossæ are opened by dividing the attachments of the upper lip to the bone. The two upper canine teeth are then removed, and the alveolus and hard palate divided from before backward from the starting-point. The piece of bone thus isolated is turned down into the mouth, and the polypus is exposed.

Chamberlaine's (*R.*): 1. For *ligation of the first part of the axillary artery;* the vessel is exposed by means of a curved incision, having its convexity downward, across the supra-clavicular fossa and extending ½ inch below the clavicle. 2. For *ligation of the brachial artery;* an incision is made along the lower margin of the clavicle, and this is joined near its middle by a second incision over the deltoid and pectoral muscles.

Championnière's, a method of performing *embryotomy;* it consists in evisceration followed by of the fetus in two or three places and extraction rachiotomy in two portions

Chaput's, for artificial anus and intestinal anastomosis.

Charrière's, *internal urethrotomy;* it is done with a modification of *Civiale's* urethrotome.

Chassaignac's: 1. For *amputation of a finger;* it is done with a single dorsal or palmar flap. 2. For *excision of the elbow;* a longitudinal posterior incision is made along the outer side of the olecranon process. 3. For *excision of the rectum;* it is done by means of scissors, knife, and écraseur. 4. For *excision of the tongue;* it is done with the écraseur by the suprahyoid method.

Chauvel's, for *restoration of the upper lip;* the same as *Dieffenbach's operation.*

Cheever's: 1. For the removal of a *naso-pharyngeal tumor;* (*a*) *single operation;* a single incision is made from the inner canthus of the eye to the angle of the mouth on the side on which the tumor is situated; an incisor tooth is then extracted, and the superior maxilla is removed; (*b*) *double operation;* an osteoplastic operation is performed on both bones, the facial surfaces are divided by horizontal incisions from the middle meatus outward to a point below the zygoma. The septum and vomer are then divided, and the lower parts of the jaws are depressed. 2. For *removal of tonsillar tumors;* it is done by an incision through the neck, passing from the lobule of the ear, downward and forward, to the hyoid bone. A second incision is then made along the horizontal ramus of the lower jaw to form a flap.

Cheselden's: 1. A method of performing *amputations;* it is the same as *Celsus' method,* except that the skin-flap is dissected loose from its subjacent attachments, and hence increased in length. 2. For *iridotomy;* a horizontal incision is made through the iris by means of a sickle-shaped needle introduced through the sclerotica. 3. For *lithotomy;* the lateral operation. See *Lithotomy.*

Cheyne's (*W.*), for the radical cure of *femoral hernia;* after reducing the hernia, a flap of the pectineus muscle is raised and made to cover the hernial orifice.

Chiazzi's, epiplopexy.

Chibret's, for *glaucoma;* the establishing of corneal drainage.

Chiene's, for *genu valgum;* the removal of an oblique transverse wedge from the body of the condyle of the femur.

Chopart's: 1. A method of *amputation through the foot;* the bony structure is divided at the articulation between the astragalus and the calcaneum behind, and the scaphoid and cuboid bones anteriorly. 2. For *restoration of the lower lip;* the elevation of a square flap from below.

Chrymar's, for *ovariotomy;* the pedicle is tied in two portions and the ends are left outside.

Civiale's (*J.*): 1. For *internal urethrotomy;* a special urethrotome is used to divide the stricture from within outward. 2. For *lithotomy;* the medio-bilateral operation. See *Lithotomy.* 3. For *lithotrity.* See *Lithotrity.*

Clark's, for *urethroplasty for urethral fistula;* the edges of the fistula are pared; then a transverse incision is made through the integuments of the penis about an inch above and below it. The skin-flaps are dissected up and brought together by clamps or quill-suture.

Clemot's, for *harelip;* flaps are turned down on either side, the incision stopping at the red margin of the lip. The cleft then is united from side to side.

Cleveland's, for *lacerated perineum;* denudation of a triangular area, having for its base a line joining the bases of the labia majora and for its apex the crest of the rectocele. The sutures are introduced in loops, each suture having two points of entrance and two of emergence.

Cloquet's (*J. G.*), a method of *circumcision;* it is done by means of an incision by the side of the frenum.

Coakley's, for *disease of frontal sinus;* the anterior wall of the sinus is removed and the sinus is curetted; the nasal duct is also curetted with a view to procuring its obliteration.

Coates', for *internal hemorrhoids;* a pile is seized with forceps, Coates' clamp is applied to its base, a few fine catgut sutures are passed beneath the clamp, the pile is excised, bleeding is checked, the clamps are removed, and the sutures are tied.

Cock's, a method of *external urethrotomy;* the urethra is opened behind the stricture without a guide, the knife being carried into the median line of the perineum and the incision extended vertically as far as is necessary.

Cohnstein's, a method of performing *Cesarean section;* it is a modification of the usual operation, consisting in turning the whole uterus out of the abdominal wound and making the opening on its posterior aspect.

Colles', for *single hare-lip;* the inner margin is incompletely pared and hinged backward on the mucous membrane, to which it is still attached; the outer margin is then transfixed and two flaps are cut, an upper and a lower, which are turned upward and downward respectively, and attached on the opposite side.

Colley's, for *talipes.* See *Davies-Colley's operation.*

Collis', for *excision of the tongue.* The same as *Jaeger's operation.*

Cooper's (*Sir A.*): 1. For *ligation of the abdominal aorta;* the intraperitoneal operation. The abdomen is opened by an incision three or four inches in length, made in the linea alba, with the center corresponding to the umbilicus. 2. For *ligature of the external iliac artery;* an incision four or five inches long is made parallel with Poupart's ligament, and nearly an inch above it, commencing just outside the center of the ligament and extending outward and upward beyond the anterior superior iliac spine. 3. For *tinnitus and deafness in otitis media chronica;* excision of a portion of the membrana tympani. 4. For *varicocele;* excision of a part of the redundant scrotum.

Cornuan's, for *amputation at the hip-joint;* disarticulation by a modified oval method, with the summit of the incision on the outer side.

Corradi's. See *Moore-Corradi's.*

Cotting's (*B. E.*), for *ingrowing toe-nail;* all the overlying tissues, together with the sides of the toe, are sliced off freely. The contraction in healing produces a cure.

Courvoisier and von Hacker's, a method of performing *gastro-enterostomy;* the jejunum is connected to the stomach directly after tearing or cutting a passage through the bloodless area of the transverse meso-colon, under the meso-colic arch of Riolan.

Cowell's, for *glaucoma;* paracentesis of the vitreous chamber. **Crampton's**: 1. For *entropion;* incisions are made in the lid, and healing allowed to take place by granulation. 2. For *ligation*

of the common iliac artery; the incision is commenced at the anterior extremity of the last false rib, and, proceeding directly downward to the ilium, follows the line of the crest to the anterior superior spine. The vessel is reached from behind.

Crèdé's, a method of performing *hysterectomy;* it is a modification of *Freund's operation,* and consists in making a resection of the pubes.

Cripps' (*H.*): 1. For *excision of the rectum;* dissection of the rectum from the adjacent tissues and removal of the diseased portion, the wound being allowed to heal by granulation. 2. For *iliac colotomy;* an imaginary line from the anterior superior iliac spine to the umbilicus is crossed at right angles, 1½ inches from the superior spine, by an incision 2½ inches long. The bowel is fixed in position and opened. 3. A method of *transfusion;* it is the same as *Aveling's operation,* the instrument, however, being supplied with clips instead of tapes.

Critchett's: 1. For *cataract-extraction;* a slight modification of *Graefe's incision.* 2 For *evisceration of the eyeball;* a number of deep stitches are passed through the sclera before removing the staphyloma; after the evisceration they are brought together and tied. 3. For *iridodesis;* drawing of the iris through a corneal incision and its ligation with silk. The ligatured loop sloughs off. 4. For *keratoconus;* excision of an elliptic portion by a two-edged knife. 5. For *staphyloma;* a method of carrying several curved needles through the ciliary region before abscinding the staphyloma. 6. For *stillicidium lacrimarum;* excision of a portion of the posterior wall of the canaliculus, thus forming a reservoir for the tears. 7. For *subconjunctival strabotomy;* a small incision is made at the lower edge of the insertion of the internal rectus, close to which the tendon is divided. A small counter-puncture may be made at the upper edge of the tendon for the escape of the effused blood.

Croft's: 1. For *exposing the antrum;* an incision is made from the ala nasi to the nasal process of the superior maxillary bone, then along the margin of the orbit, the nasal process is cut through with forceps, the periosteum stripped off and a portion of bone removed. 2. *Plastic;* a bridge of sound skin is raised and separated from the subjacent tissues, except at the extremities, by means of oiled silk. After granulation has been established the adjoining contracted (cicatricial) structures are divided and the bridge of skin severed at one end, and made to occupy the gap.

Crosby's, for *backward dislocation of the first phalanx of the thumb;* the phalangeal portion of the thumb is first raised to a right angle with the metacarpal bone; the proximal phalanx is then pressed from behind forward. (An old method, having been practised by Sir C. Bell and by Gerdy.)

Curling's, for *varicocele;* a straight pin is passed between the vas deferens and the veins about two inches above the testicle, and another three-quarters of an inch below this point. A figure-of-eight ligature is there applied and the veins are divided subcutaneously between the pins. **Cusack's,** for *hemorrhoids;* removal by the clamp and cautery.

Cushing's (*H. W.*). 1. For *suture of the intestine;* a right-angled continuous suture is introduced, the needle passing through the serous and muscular coats of the bowel only. 2. Method of exposing the gasserian ganglion by infra-arterial route. 3. Method of ureterorrhaphy.

Czerny's (*V.*): 1. For the *radical cure of inguinal hernia;* the sac is exposed and isolated; the neck is tied with a strong catgut ligature, and amputated below this point; the stump is pushed into the abdominal cavity; the borders of the opening are freshened and united by continuous catgut sutures. 2. For the *removal of tonsillar tumors;* tracheotomy is performed and the larynx or fauces plugged. The growth is then exposed by cutting downward and outward from the angle of the mouth to the anterior border of the masseter, and sawing through the lower jaw, between the second and third molar teeth. 3. For *suture of the intestine;* a modification of *Lembert's suture,* in which there is inserted an inner row of interrupted sutures which unite the mucous membrane only. 4. For *vaginal hysterectomy;* the uterus is drawn down by Muzeux's forceps and the vaginal vault is completely opened around the cervix. The uterus is separated from the bladder with the finger. A free incision is next made in Douglas's cul-de-sac, when the uterus is turned backward, and brought through the vaginal incision. The peritoneum is now separated anteriorly and the broad ligaments are ligated in from three to six portions on each side. **Czerny-Schröder's,** *hysterectomy.* See *Czerny's hysterectomy.*

Dallas,' for the *radical cure of inguinal and femoral hernia;* after a transverse incision through the integument a special instrument is introduced to produce abrasion of the hernial canal; the instrument is then withdrawn, and the external wound sealed with iodoform-collodion, and a compress applied. The canal is obliterated by the resulting inflammatory action.

Dana's, resection of the poste rio spinal nerve roots for spastic paralysis.

Davat's, for *variocele;* after separating the vas deferens from the veins, an acupressure pin is passed through the scrotum. By means of a perineum needle a thread is carried subcutaneously over the veins through the same skin-punctures as the needle has made. The loop is then slipped over the head of the pin and tied tightly over the needle. A cork is now placed on the point of the pin. **Daviel's,** for *cataract;* extraction through a large corneal incision downward, without an iridectomy.

Davies-Colley's: 1. *Osteotomy for talipes;* resection of a wedge of bone from the outer side of the tarsus without regard to the articulation. It always includes portions of the os calcis, cuboid, astragalus and scaphoid bones. 2. For *uranoplasty;* a triangular muco-periosteal flap is dissected from one side of the cleft, while on the other side a raw surface is prepared by reflecting a longitudinal flap in such a way that it can be turned, as on a hinge, into the cleft. The first flap is then implanted upon the second.

Davy's, for *osteotomy;* the same as the *Davies-Colley's operation.* **Decé's,** for *webbed fingers;* a fold of skin is pinched up near the base of the web, and dissected toward the commissure; the fingers are then kept apart. **Delagarde's,** *to improve a stump;* stitching of the extensor tendons into the tissues of the sole-flap in *Chopart's amputation,* to prevent tilting upward of the heel and downward of the scar. **Delore's.** See *redressement forcé.*

Delorme's, *Fowler's operation, q. v.*

Delpech's: 1. For *ligation of the first part of the axillary artery;* an oblique incision is made downward along the gap that separates the pectoralis major from the deltoid, starting from the clavicle. 2. For *urethroplasty;* a single flap is raised and carried across the fistula to a new surface prepared for it. **Del Toro's**, for *conical cornea;* destroying the apex by means of a white-hot knife.

Demarquay's, for *nasopharyngeal tumor;* an incision is made from the internal angle of the eye along the nasal furrow to the free margin of the nose; it is then carried outward horizontally to the margin of the masseter muscles. Liston's forceps are used to remove sufficient bone to expose the tumor.

Denan's, for *enterorrhaphy;* the joining of the serous surfaces of the cut intestines by means of three metallic tubes. **Dennis'**, for *ligation of the internal iliac artery;* it is done by a celiotomy, the abdomen being opened in the middle line by an incision extending from the symphysis pubis to the umbilicus. **Denonvillier's**, for *rhinoplasty;* a triangular flap is raised from the side of the nose above the defective ala, with its pedicle internal, and is then displaced downward into position.

Desault's (*P. J.*): 1. For *double hare-lip;* gradual and continuous backward pressure of the premaxillary bone, by means of a bandage. 2. For a *preternatural anus;* a plug is placed in the two ends of the intestine so that its middle rests on the spur of mesentery; when the latter has been sufficiently obliterated, the plug is removed and an external obturator bandage is applied. 3. For *restoration of Stensen's duct;* a seton is passed through the cheek into the mouth in the course of the duct. When the patency of the new duct has been established the seton is removed and the external aperture is closed. 4. For *stricture of the lacrimal duct;* the application of cauterants by means of threads passed through the duct.

Desmarres': 1. *Iridectomy;* after incision of the cornea with eye-forceps, a fold of iris is drawn out and excised. 2. For *pterygium;* detachment and transplantation of the pterygium. **Desprez'**, for *naso-pharyngeal polypus;* removal by an osteoplastic operation through the nose The cartilaginous part of the nose is turned over to one side after division of its connections on the opposite side.

Dezeanneau's, for *naso-pharyngeal tumor;* the hard palate is divided in the middle line, from its junction with the soft palate, forward to or beyond the palato-maxillary suture; the section is then carried across at right angles until it approaches the alveolar process, when it is turned and carried backward to the soft palate.

Dianoux's, for *entropion;* the formation of a ciliary and cutaneous flap; separation of the underlying muscle from the tarsus, and suture of both flaps to the margin of the latter. **Diday's**, for *webbed fingers;* two narrow longitudinal flaps are dissected up from the palmar and dorsal aspects of the fingers, and each flap is then folded round to cover the denuded surface of the finger to which it is attached. **Didot's**, for *webbed fingers;* the same as *Diday's operation.*

Dieffenbach's (*J. F.*): 1. For *amputation at the hip-joint;* an elastic ligature is applied around the limb, a circular incision is made down to the bone, the vessels are secured and the ligature removed; a knife is inserted two inches above the greater trochanter and the incision is carried down the outer aspect of the bone to meet the circular incision; the joint is then disarticulated. 2. For *blepharoplasty;* a quadrangular flap is taken from the cheek. 3. For *cheiloplasty;* the diseased portion of the lower lip is removed by a wedge-shaped incision; the gap is closed by making horizontal incisions on both sides, and then introducing sutures. 4. For *cicatricial entropion;* a triangular flap is removed and the gap is closed by displacing and transplanting a large quadrilateral flap and leaving the raw surface to close by granulation. 5. *To expose the whole of the upper jaw;* an incision is made through the center of the lip, around the ala, and up along the side of the nose to the inner canthus, and then outward just below the margin of the orbit, as far as the malar prominence. 6. For the removal of *naso-pharyngeal tumors;* an incision, beginning at the lower and outer angle of the nostril, is carried along the base of the nose in the naso-labial fold until the ala of that side can be easily turned upward and inward. If necessary the same can be done on the opposite side. 7. *Osteoplasty, for cleft in the hard palate;* the edges are pared and both soft tissues and bone divided on each side, the detached portions being prised toward the middle line. 8. For *restoration of the upper lip;* (*a*) the formation of a quadrangular flap, attached below, at the level of the mouth, which is turned horizontally inward to meet a similar one on the other side; this is the reverse of *Sédillot's operation;* (*b*) two curved incisions start from the apex of the partial central defect and are carried round the alæ of the nose; the flaps thus marked out are detached and brought together in the median line. 9. For *rhinoplasty;* (*a*) repair of the nose by taking a pyriform flap from the forehead, (*b*) three elongated flaps are raised from the sunken nose and then re-united with sutures, and made to project forward by drawing previously detached portions of the cheeks toward the median line. 10. For *single harelip;* a modification of *Stokes' operation* in which additional incisions are made skirting the ala nasi, with the object of securing more tissue. 11. For *symblepharon;* it consists in folding the lid inward and placing the skin against the eyeball. 12. For *tenotomy;* division of the belly of the muscle.

Dittel's, for *enlarged prostate;* enucleation of the lateral lobes of the prostate by an external incision. **Dolbeau's**, for *lithotomy;* a median incision is made into the prostatic urethra, followed by dilatation of the wound by means of metallic dilators; the stone is then crushed and the débris evacuated. **Doléris's**, for shortening the round ligaments of the uterus by inserting them into the rectus abdominis muscle. **Donegana's**, for *iridodialysis;* it is done by means of a special needle; the iris is detached and then incised from its circumference toward the center. **Dowell's** (*G.*), for the *radical cure of hernia;* plugging of the mouth of the sac with its invaginated fundus and securing the fundus to the surrounding tissues by sutures tied over a piece of cork.

Doyen's, treatment of hydrocele by eversion of the sac.

Drausart's: 1. For *ptosis;* the occipito-frontalis muscle is brought to act on the lid through the medium of cicatricial bands, by means of

threads, which are allowed to ulcerate their way through the tracks along which they were passed. 2. For *retinal detachment;* iridectomy, the recumbent position, a pressure-bandage, and subcutaneous injection of small doses of pilocarpin.

Dubrueil's: 1. For *amputation of the hand;* a single semilunar flap is formed from the dorsal surface of the metacarpal region of the thumb, and when raised, the two ends of its base are joined by a circular incision around the arm at the wrist, followed by disarticulation. 2. For *amputation of the toes;* disarticulation of the toes *en masse* at the metatarso-phalangeal joints by a more or less circular incision, a U-shaped flap being cut from the inner side of the great toe.

Dudley's: 1. For *retroversion of the uterus;* the abdomen is opened, and a strip is denuded from the anterior surface of the uterus, and likewise a strip along the inner side of each round ligament, followed by suturing of the three together. 2. Incision of cervix uteri for dysmenorrhea and sterility. **Duncan's:** 1 For *lacerated perineum;* an incision is made in the median line on the posterior vaginal wall as far as the laceration extends. From the lower end of this an incision is made up along the vulval border of the laceration on either side. The flaps thus outlined are dissected up, and stitched together, and the labia brought together by deep cutaneous sutures. 2. A method of *transfusion;* re-infusion of the patient's own blood mixed with a solution of sodium phosphate.

Dührssen's, vaginofixation of the uterus.

Duplay's: 1. For *epispadias;* the urethra is formed at the expense of the corpus spongiosum and corpora cavernosa instead of by flaps. 2. For *hypospadias;* it is performed in three stages; (1) straightening of the penis and the formation of a meatus; (2) the formation of a canal from the meatus to the hypospadiac opening; (3) junction of the old and new canals.

Dupuytren's (*G.*): 1. Method of performing *amputations;* the double-flap method, the skin-incisions being made by cutting from without inward, and the flaps completed by transfixion. 2. For *amputation at the shoulder-joint;* two rounded flaps are taken from the outer and inner aspects of the arm; the outer flap is made first by transfixion from behind at a point two inches below the acromion; the bone is then disarticulated and a short inner flap cut from within outward. 3. For *atresia vaginæ;* combined incision and dilatation. 4. For *chloplasty;* excision of the diseased tissue, the wound being allowed to heal by granulation. 5. For *closure of an artificial anus;* compression of the spur with the clamp, followed by a plastic operation on the skin. 6. For *division of contracted palmar fascia;* the open method, both skin and fascia being divided by a simple transverse incision. 7. For *excision of the elbow.* The same as *Moreau's operation.* 8. For *lithotomy;* the bilateral method. See *lithotomy.* 9. For *stricture of the lacrimal duct;* incision of the anterior wall of the sac, and the passage of a fine gold or silver probe through the duct. 10. For *suture of the intestine;* the edges of the wound are turned inward and the opposed folds of serous membrane brought together by means of an ordinary continuous suture, without involvement of the mucous membrane. 11. For *wry-neck;* tenotomy of the sterno-mastoid muscle.

Duval's (*M.*): 1. For *amputation of the leg;* an oblique elliptic incision is made around the limb above the malleoli and the bone divided higher than in *Guyon's operation.* 2. For *ligation of the common iliac artery;* an incision about five inches in length is commenced one-and-one-quarter inches to the outer side of the spine of the pubes, just above Poupart's ligament; after running parallel with this ligament for one-and-a-half inches, the incision curves sharply upward and is directed toward a point one-and-one-quarter inches to the outer side of the umbilicus.

Edebohl's, decapsulation or decortication of the kidney.

Elliot's, sclerocorneal trephining for glaucoma.

Ely's, for *otitis media suppurativa chronica;* the grafting of small pieces of skin on the granulating surfaces.

Emmet's (*T A.*): 1. *Colporrhaphy;* a modification of *Sim's colporrhaphy;* the sutural approximation of three equidistant, transverse, infracervical denuded spots on the anterior wall of the vagina, and the apposition of the opposing edges of the folds thus formed after abrasion. 2. For *cystocele* and *urethrocele;* the *buttonhole operation;* the removal of a small circular portion of tissue, opening the bladder or urethra, to provide for drainage; this is afterward closed by operation. 3. For *lacerated perineum;* the crest of the rectocele and the two lower caruncles are drawn together by tenacula, and the tissue thus folded together is denuded as far into the sulci as the folds extend. The V-shaped stitches are passed from the center toward the circumference in the sulci, and the perineum is closed by two or three superficial sutures. 4. For *ovariotomy;* the pedicle is ligated with silver wire. 5. For *procidentia uteri;* freshening of the anterior vaginal wall in the middle line and on either side. The two lateral denudations together should correspond in size and shape to the one in the median line. The lateral fresh surfaces are then folded on the central one and stitched. See *Emmet's colporrhaphy.* 6. For *trachelorrhaphy;* the edges of the rent are pared and united by sutures.

Erichsen's: 1. For *nevus;* ligation of the base with a double ligature which is tied in segments. 2. For *varicocele;* after separation of the vas deferens from the veins, an incision one-half inch long is made on the anterior and posterior aspects of the scrotum; the veins are then included in a loop of wire without implicating the scrotum.

Esmarch's: 1. For *amputation through the foot;* a modification of *Pirogoff's amputation;* two incisions are made, one across the sole and the other across the dorsum of the foot. 2. For *amputation at the hip-joint;* the soft parts of the thigh are divided to the bone by a single sweep of the knife five inches below the tip of the trochanter; the bone is then sawn across and a second incision is made to join the first from a point two inches above the trochanter, when the bone is shelled out. 3. For *ankylosis of the lower jaw;* an incision about two inches long is made along the lower border of the jaw, and a wedge-shaped piece of bone is removed from the horizontal portion.

Estlander's: 1. *Thoracoplasty for empyema;* resection of several ribs to allow the chest-wall to come in contact with the lung. 2. For *restoration of the lower lip;* a triangular flap is so

fashioned from the upper lip that its base contains the coronary artery, while its apex is situated on the cheek; this flap is turned downward, with its apex occupying the lower angle of defect. **d'Etiolles'** (*Leroy*): 1. For *the radical cure of inguinal hernia;* a scrotal fold is passed in the inguinal canal and held by means of special forceps. 2. For *iridectomy;* removal of a portion of the iris by an instrument constructed like a tonsillotome.

Everbusch's, for *ptosis;* it consists in shortening the tendinous attachment of the levator palpebræ to the tarsus. A horizontal incision is made in the center of the lid; threads armed at each end are used, and, after transfixing the tendon in the wound, the needles are brought out at the free margin, of the lid, and the silk tied.

Farabeuf's (*L. H.*): 1. For *amputation at the elbow-joint;* (*a*) an elliptic amputation with the highest point of the ellipse over the prominence of the olecranon; (*b*) a modification of *Guérin's operation* in which the single external flap is made longer. 2. For *amputation of the foot.* See *subastragaloid amputation* of the same surgeon, with which this is identical in all essential points. 3. For *amputation of the forefinger;* disarticulation at the metacarpo-phalangeal joint by an external palmar flap. 4. For *amputation of the great toe;* disarticulation at the metatarso-phalangeal joint by an internal plantar flap. 5. For *amputation above the knee-joint;* a modification of *Carden's amputation* in which two flaps are formed, the anterior being the longer one. 6. For *amputation of the leg;* it is done at the "place of election" by a large external flap, being a modification of *Sédillot's operation* in which the anterior tibial artery is preserved in the entire length of the flap. 7. For *amputation of the thigh;* a modification of *Spencer's amputation* in which slightly different flaps are used. 8. For *amputation of the thumb;* disarticulation at the metacarpo-phalangeal joint by an oblique palmar flap. 9 For *subastragaloid amputation;* by a large internal and plantar flap. 10. For otherwise *impossible labor.* See *Galbiati's operation.*

Fehling's, for *uterine prolapse;* consists in denuding two long ovals on either side of the median line of the anterior vaginal wall, and uniting their edges with silver wire.

Fenger's (*C.*): 1. For *gastrostomy;* a parietal incision is made parallel with and near to the left costal margin. 2. For *traumatic cerebral abscess;* exploratory puncture and aspiration, in conjunction with trephining. **Fenwick's,** for *excision of the knee;* both femur and tibia are sawn in a curved line so as to make them fit together more accurately.

Fergusson's (*Sir W.*): 1. For *amputation through the foot;* the same as *Pirogoff's operation,* except that the malleoli are not interfered with, unless diseased, the retained portion of os calcis being thrust up between them. 2. For *amputation* at the *hip-joint;* a modification of *Liston's amputation* in which the posterior flap is made longer than the anterior. 3. For *division of the levator palati muscle;* a triangular-bladed knife, set at right angles, is introduced behind the velum and the muscle divided close to its origin. 4. For *double hare-lip;* removal of the premaxillary bone. 5. For *excision of the upper jaw;* the same naso-labial incision is made as in *Liston's operation,* a second cut being made from the angle of the mouth to the malar bone, and, if needed, a third at right angles to the outer extremity of the buccal wound. 6. For *lithotomy;* lateral lithotomy with the curved staff. 7. *Osteoplasty* for a *cleft in the hard palate;* the same as *Dieffenbach's operation.*

Finney's, a method of performing gastroduodenostomy.

Fischer's, for *stricture of the lacrimal duct;* the same as *Schmalz's operation,* except that a loop of twilled silk is used on the end of a catgut string. **Flajani's,** for *iridodialysis;* the same as *Himly's operation.*

Flarer's, for *trichiasis and cicatricial entropion;* the lid is split into two portions as far back as the ends of the hair-bulbs of the cilia. The anterior flap, containing the bulbs, is then cut away by incision through the skin from above. **Forbes** (*S. F.*), for *amputation through the foot;* a modification of *Chopart's operation,* the three cuneiform bones being disarticularted from the scaphoid and the cuboid bone sawn through in the same line. **Forbes'** (*W. S.*), the division of the accessory tendons of the extensor communis digitorum muscle, in order to give the ring-finger of musicians (especially pianists) greater freedom of action.

Förster's: 1. For *a ripening cataract;* iridectomy, followed by circular rubbing of the cornea with a blunt instrument. 2. For *locomotor ataxia;* resection of the posterior spinal nerve roots. **Förster's** (*C.*), for *gastrostomy;* a parietal incision is made in a vertical direction through the top of the linea semilunaris. **Foullioy's,** for *amputation at the hip-joint;* the same as *Ravaton's amputation,* the common femoral artery being ligated at the fold of the groin as a preliminary step.

Fowler's, decortication of the lung in empyema.

Franco's: 1. For *cystotomy;* the original suprapubic method. See *cystotomy.* 2. For *double hare-lip;* complete removal of the pre-maxillary bone as a preliminary step. **Frank's,** a method of performing *cesarean section;* the uterus is turned out of the abdomen before incising; drainage is obtained by passing a tube through the wound and into the vagina; the round ligaments are brought together and sutured.

Frank's, of *gastrostomy;* consists in forming a valve out of a small cone of the stomach-wall. The oblique incision is made and a cone of the stomach pulled out and its base sutured to the parietal peritoneum. A second incision is then made immediately above the rib-margin, the bridge of the skin is elevated, and the cone pulled up beneath it and the apex sutured into the second wound. The tube is inserted and the first skin-wound closed.

French's, for *carbuncle;* subcutaneous incision. **Frère Côme's,** for *lithotomy;* the high operation; See *lithotomy.* **Frère Jacques',** for *lithotomy,* a long knife is thrust in the ischio-rectal fossa, penetrating the bladder behind the prostate, then cutting forward; a staff is used, which however, is not grooved. **Freund's:** 1. For *hysterectomy;* by abdominal section. 2. For *laceration of the female perineum;* the bilateral method, with extension of the vaginal triangles or tongues along the cicatrices on either side, and leaving sound vaginal wall about the median line. 3. Division of the first rib and costal cartilage.

Freyer's, excision of the prostate gland by the suprapubic route

Fricke's: 1. For *blepharoplasty;* a tongue-shaped flap is taken from the temple or cheek. 2. For *cicatricial entropion;* a flap-operation similar to *Dieffenbach's operation.* **Friedrich's,** *pleuropneumonolysis, q. v.* **Fritsch's:** 1. For *posterior colporrhaphy for extreme degrees of rectocele;* a modification of *Simon's operation;* denudation of the posterior vaginal wall, with a larger perineal denudation. The raw surfaces are closed by vaginal and perineal sutures. 2. For *vaginal hysterectomy;* the broad ligaments are first operated upon; lateral incisions are made in the vaginal vault, the tissues carefully separated, hemorrhage controlled by sutures, and the incisions united by anterior and posterior incisions; the uterus is turned forward and brought down.

Fritz's, for *the radical cure of inguinal hernia;* after reduction, pins, protected at each end by ivory or bone discs, are passed in front of and behind the cord in the canal and allowed to remain ten days; ulceration results, which is intended to close the canal and consequently cure the hernia. **Fryer's,** a method of *transfusion;* the direct method, with the use of a modified Aveling instrument.

Frommel's, shortening of the uterosacral ligaments by the abdominal route, for retrodisplacements of the uterus.

Fuchs' (*E*), for *tarsorrhaphy;* the lower lid is split into two laminæ to the desired extent by an intermarginal incision; this is converted into a flap by a short incision downward from the inner extremity of the first incision; the same incision as the first is made in the upper lid and then the zone of hair-follicles is ablated; the wound is then sutured. **Furnari's:** 1. For *iridectomy;* the same as *Physick's operation.* 2. For *pannus;* removal of a circular strip of conjunctiva at the circumference of the cornea.

Fukala's, extraction of the crystalline lens in high degree of myopia.

Gagnele's, for *variocele;* subcutaneous ligation of the varicose veins by silver wire twisted on metal buttons. **Gaillard-Arlt's,** for *entropion.* See *Arlt's operation.* **Galabin's:** 1. For *lacerated perineum;* the denudation follows the cicatrix, but extends a little beyond in all directions. 2. A method of *transfusion;* the direct method; a piece of elastic tubing, supplied at the extremities with cannulæ and spring-clips, is employed. **Galbiati's,** for otherwise *impossible labor due to contracted pelvis;* 1. Also called *bi-pubiotomy* and *ischio-pubiotomy;* it consists in the division of the ischiatic and horizontal branches of the pubes with the chain-saw, followed by the application of the obstetric forceps to the head of the fetus. 2. Symphysiotomy.

Galezowski's: 1. For *cataract;* the incision is made as in *Wright's operation,* except that the point of the knife is made to divide the capsule. 2. For *pterygium;* turning of the apex under the base. 3. For *synectomy;* it is done by means of a needle with a cutting-edge. **Gant's:** 1. For *excision of the tongue;* a modification of *Jaeger's operation.* 2. For *ankylosis of the hip-joint;* division of the shaft of the femur just below the lesser trochanter. **Garretson's,** for *staphylorrhaphy;* the same as *Fergusson's operation,* except that the operator stands behind the patient. **Garrigues',** a method of *transfusion;* the indirect method, the blood being defibrinated and filtered before being injected.

Gély's, for *suture of the intestine;* two straight needles at the ends of a single thread are introduced behind and at the sides of the wound, and made to traverse the outer coats of the bowel in a direction parallel to the edge of the wound for a distance of four or five mm. The needles are then crossed and the procedure repeated as often as necessary. **Gensoul's:** 1. For *double hare-lip;* forcible repression of the pre-maxillary bone by seizing the projecting tubercle at its extremity and fracturing the bony processes that support it. 2. For *excision of the upper jaw;* one incision is carried vertically downward from the level of the inner canthus through the lip; a second is started at right angles to the first at the level of the floor of the nose; and a third is carried upward in front of the ear to the external angular process of the frontal bone. 3. For *stricture of the lacrimal duct.* See *Laforest's operation.*

Gérardin's, for *prolapse of the uterus;* denudation of the median portion of the ventral and dorsal vaginal walls, or of the ventral lip of the cervix and dorsal vaginal wall, and union by sutures. **Gerdy's** (*P. N.*): 1. For *entropion;* also called the *scalping operation;* removal of the entire margin of the lid. 2. For *the radical cure of inguinal hernia;* by invagination of the scrotum in the inguinal canal, and its retention there by means of a suture passed by a long needle. 3. For *stricture of the lacrimal duct;* by two vertical parallel incisions into the duct, with excision of a quadrilateral piece of bone from the inner wall.

Gersuny's, for *incontinence of feces;* loosening the rectum, twisting it on its long axis, and then suturing it in place.

Gibson's: 1. For *the formation of an artificial pupil.* See *Beer's operation.* 2. For *cataract;* removal of a soft lens through a small corneal incision. **Gillespie's,** for *excision of the wrist;* it is done by a single longitudinal dorsal incision between the extensor communis and extensor secundi muscles, without division of the tendons.

Gifford's, instillation of trichloracetic acid into the lacrimal sac.

Gigli's, hebotomy, *q. v.*

Gilliam's, for *retroversion of uterus;* a loop of each round ligament is drawn through the abdominal wall and fastened to the abdominal fascia.

Gioppi's, for *cataract;* the lens in its capsule is extracted with a spoon-like instrument through an incision similar to *Graefe's incision.* **Giraldès,** for *single hare-lip;* the *mortise operation;* two flaps are made, the first with its base attached above to the root of the nose, the second attached below, on the opposite side of the cleft at the muco-cutaneous junction; an incision is then made outward from the ala and the surfaces are approximated by turning the first flap up and the second down. **Giraud's,** for *stricture of the lacrimal duct;* a modification of *Desault's operation,* in which a thread is passed through the duct.

Godlee's, for *hepatotomy;* it is performed in two stages, as in *Volkmann's operation,* except that stitches are passed deeply into the substance of the liver, and in a double row.

Goodsall's, for *horse-shoe fistula in ano;* a single division is made in the posterior median line, to avoid incontinence from repeated division of the sphincter.

Gottschalk's, shortening of the uterosacral ligaments by the vaginal route.

Gould's (*Pearce*): 1. For *amputation of the penis;* complete removal of the organ by dissecting off the crura. 2. For *varicocele;* the vas deferens is separated from the veins at the upper part of the scrotum, and the skin is divided between the two by transfixion; the veins are then secured in a loop of platinum wire attached to a battery.

Gouley's: (*J. W. S.*) 1. For *external urethrotomy;* a small conductor is passed through the stricture, and, guided by this, the stricture is divided and a catheter conducted into the bladder. 2. For *extirpation of the penis;* a curvilinear incision is made on either side of the root of the penis; the cavernous bodies and the urethra are transfixed with needles, and the organ is amputated ½ inch in front of these; a grooved staff is passed into the bladder; a sharp-pointed scalpel is carried through the perineum and lodged in the groove of the staff, and all the tissues are divided from behind forward; the urethra is stitched to the skin; the crura are removed. 3. For *hypospadias;* a flap is removed from either side of the normal site of the urethra, and the skin brought forward so that the denuded surfaces are doubled on themselves; they are then secured by stitches. 4. For *internal urethrotomy;* it is done with a special tunneled urethrotome after *Maisonneuve* and *Voillemiér;* or, with a special dilating instrument.

Goyrand's (*N.*): 1. For *division of the contracted palmar fascia;* a longitudinal incision is made in the skin in the long axis of the contracted band, which, when exposed, is divided transversely. 2. For *ligation of the internal mammary artery;* an oblique incision two inches long is made at the end of the intercostal space near the edge of the sternum.

von Graefe's: 1. For *cataract;* extraction of the cataract through a scleral incision, with iridectomy and laceration of the capsule. 2. For *conical cornea;* (*a*) A small portion of the cornea is removed in the immediate vicinity of the apex of the cone, without perforation, in order to induce cicatricial contraction. (*b*) The production of an ulcer at the apex of the cornea to give rise to cicatricial contraction 3. For *dacryops;* the introduction of a fine thread through the lacrimal duct and anterior wall of the cyst; the ends are tied and the ligature is allowed to slough through, or the tissue may be divided after a few days. 4. For *ectropion;* the denudation of a wedge-shaped portion of the lid, and the edges brought together by a hare-lip suture, after an incision in the cheek, parallel with the margin of the orbit. 5. For *entropion;* (*a*) two vertical incisions are made through the skin of the upper lid, which lid is split into an anterior and a posterior leaf, and the cutaneous margins are entered higher up along the vertical incisions. (*b*) A horizontal incision is made through the skin of the upper lid, and a triangular piece of skin, with its base downward, is removed; also a triangular portion of the tarsus, base upward, is removed; the wound is then sutured. 6. For *evisceration;* removal of the cornea and adjacent zone of the sclera; the contents of the eyeball are entirely scooped out with a spoon, and the opening is closed with sutures. 7. For *fistula of the lacrimal gland;* extirpation of the gland. 8. For *prolapse of the lower lids;* excision of a triangular portion of skin, and closure of the wound vertically. 9. For *ptosis;* excision of the fibers of the orbicularis muscle. 10. For *retinal detachment;* incision of the retina by a needle made to penetrate the vitreous chamber through the sclerotic, near the cornea. 11. For *rhinoplasty;* the same as the *Taglıaco tsan method, q. v.* 12. For single *hare-lip;* the edges are prepared by an arch-like incision and brought together with the muco-cutaneous margins even. 13. For *staphyloma;* the production of suppurative choroiditis, followed by natural atrophy of the globe of the eye. 14. For *strabotomy;* a small incision is made midway between the center and the lower edge of the muscle's insertion (internal rectus) near the edge of the cornea; a hook is introduced from below upward and the tendon is divided close to its insertion. 15. For *trichiasis;* a modification of *Arlt's operation;* the lid is split into two flaps, and the flap containing the hair-bulbs is transplanted away from the margin of the lid after two vertical incisions have been made on either side.

Graefe-Romberg, for *blepharospasm;* division of the supraorbital nerve. **Green's:** 1. For *entropion;* an operation combining the essential features of the *Arlt-Jaesche* and *Anagnostakis' operations,* but the chief feature is that the sutures are made to include the upper border of the tarsus and the tendon of the levator. 2. For *readjustment of the levator palpebræ muscle;* dissection through the upper border of the upper lid to reach the eyeball, without opening the conjunctival sac, followed by suture of the tendon of the levator. **Gritti's** (*R.*), for *amputation above the knee-joint:* the patella is preserved in a long anterior flap, and, having had a thin slice removed from its deep surface, is secured in apposition with the femur, the latter having been deprived of its articular surface by being sawn through the condyles.

Gross' (*S. D.*): 1. For *amputation of the foot;* a modification of *Syme's operation;* the plantar incision is made further anteriorly, thus affording greater chances of a good blood-supply. 2. For *amputation of the great toe;* the operation is performed through the continuity of the metatarsal bone, not at the articulation; there is a dorsal incision. 3. For *varicocele;* subcutaneous ligation with a stout cord or silver wire and a cork compress. **Gross'** (*S W.*), for *internal urethrotomy;* a special exploratory urethrotome is used to divide the stricture from within outward. **Grossmann's,** for *retinal detachment;* aspiration of the effused sub-retinal fluid and slow injection of a warm saline solution into the vitreous.

Gruening's: 1. For *pannus;* curetting of the cornea. 2. For *removing steel or iron from the eye;* by means of a magnet the foreign body is drawn out through the original wound, or extracted through an incision made in the sclera, when the particle can be drawn to a favorable site.

Guérin's: 1. For *amputation at the elbow-joint;* by a single external flap. 2. For *carbuncle.* See *French's operation.* 3. For *excision of part of the upper jaw;* a curved incision, with its convexity outward, is made from the ala of the nose to the angle of the mouth; the soft parts are dissected up, the nostril opened, and the bone removed by dividing the hard palate in the middle line and its facial aspect outward to the maxillary tuberosity. 4. For *iridotomy;* a crucial incision of the iris through the cornea. 5. For the removal of a *nasopharyngeal polypus;*

by removal of part of the upper jaw. See *Guérin's excision of part of the upper jaw.* 6. For *subconjunctival strabotomy;* a Z-shaped tenotome, introduced between the muscle and the sclera, divides the former when the cutting-edge of the instrument is turned forward, and a slight sawing motion is applied. **Guérin and Brodhurst's,** for *congenital dislocation of the hip;* subcutaneous division of the stronger muscles connecting the femur and the pelvis, followed by continuous extension. **Guérin and Desmarre's,** for *corectopy;* by means of a punch-like knife a small portion of the cornea is removed, into which opening the iris falls, and is retained by adhesions.

Günther's, for *amputation at the hip-joint;* disarticulation by a modified oval method, with the summit of the incision on the outer side. **Gussenbauer's:** 1. For *suture of the intestine;* it combines the *Czerny* and *Lembert sutures* in one, but does not traverse the mucosa. 2. For *tapping the pericardium;* resection of part of the fifth rib, followed by incision of the pericardium.

Guthrie's: 1. For *amputation at the hip-joint;* antero-posterior flaps are made by cutting from without inward. 2. For *amputation at the neck of the humerus;* it is done by the oval method, the incision being commenced beneath the acromion process and carried to the inner side of the arm, then beneath to the outside, where it is met by another incision begun at the same point as the first. 3. For *ligation of the first part of the axillary artery;* an incision is made in the course of the artery through the ventral fold of the armpit, with complete division of the soft parts.

Guyon's, for *amputation of the leg;* supra-malleolar division of the bones and covering of the terminal part of the stump with the tissues of the back of the heel. **Hagedorn's:** 1. For *double hare-lip;* the soft parts covering the premaxillary bone are pared, also the margins of the cleft, and the parts are then brought together by sutures. 2. For *single hare-lip;* the margins of the gap are isolated by incisions and removed, and the raw surfaces are brought together.

Hagner's, in gonorrheal epididymitis, drainage is secured by means of an incision into the epididymis.

Hahn's: 1. For *gastrostomy;* the parietal incision is made parallel with the lowest rib, and the stomach is opened through the eighth intercostal space. 2. For *intubation of the pylorus;* gastrotomy is performed and the tube is carried through the stenosed pylorus into the duodenum and left there. 3. For *knock-knee;* osteotomy on the outer as well as on the inner side of the femur. 4. For *nephrorrhaphy;* the capsule of the kidney is exposed by an incision in the loin between the ilium and the last rib. In the first operation sutures were carried through the perinephric fat alone; later, they were placed in the capsule proper

Halpin's, for *extirpation of the lacrimal gland;* a curved incision is made through the middle of the eyebrow, with removal of the gland, and drainage. **Halsted's** (*W. S.*): 1. For the *radical cure of inguinal hernia;* a modification of *Basini's operation.* 2. For *suture of the intestine;* a modification of *Lembert's suture* in which each stitch includes not only the whole muscular coat, but also a little of the submucous coat. **Hancock's:** 1. For *amputation through the foot;* a modification of *Pirogoff's operation* in which the sawn surface of the os calcis is brought in contact with the transverse section of the astragalus. 2. For *glaucoma;* intraocular ciliary myotomy.

Handyside's, a method of performing *ovariotomy;* the ligatures of the pedicle are carried through Douglas's pouch into the vagina. **Hardie's,** for *division of a contracted palmar fascia;* a modification of *Goyrand's open method,* in which an incision is made across the hand above the principal transverse fold of the palm and over the tense fascia. **Harrison's** (*R.*): 1. For *internal urethrotomy;* a special urethrotome is used to divide the stricture from without inward. 2. For *puncture of the bladder through the prostate gland;* a special straight trocar is introduced in the middle line ¾ of an inch in front of the anus, and pushed through the prostate into the bladder.

Hartley-Krause's. The removal of the entire Gasserian ganglion and its roots for relief of facial neuralgia.

Hasner's, for *blepharoplasty;* two tongue-like flaps are made, one above, and the other below the eye, to supply the deficiency in the lid. **Hawkins',** for *contraction of the palmar fascia;* one transverse incision in the palm, to divide the large fascial bands, and semicircular incisions at the base of the little and ring-fingers, to divide the digital prolongations of the fascia. **Hay's:** 1. For *stricture of the lacrimal duct;* the passage of a special probe, having a hook at one extremity. 2. For *strabismus;* conjunctival incision and tenotomy.

Haynes's, drainage of the cisterna magna, in cases of suppurative meningitis.

Heart's, for *excision of the tongue;* the section through the tongue is made with an écraseur. **Heath's,** for *fixity of the lower jaw;* division of the ascending ramus beneath the masseter with a saw introduced through the mouth by means of a small incision above the last molar tool. **Heaton's** (*G.*), for *the radical cure of inguinal hernia;* the subcutaneous injection of an astringent solution to produce irritation and contraction of the tissue about the rings.

Hegar's: 1. For *colporrhaphy for lacerated perineum;* also called the median *operation;* it consists in a triangular denudation upon the dorsal wall of the vagina, the base of the triangle being parallel with the lower margin of the vagina, and the apex reaching almost to the cervix, an oval denudation being made upon the skin-perineum. 2. For *oöphorectomy;* the same as *Battey's operation.* 3. *For the relief of cancer of the rectum;* the knife is carried along the sides of the sacrum, making the letter V. He hinges the flap with a chain-saw. **Hegar-Tait's,** for *oophorectomy;* a misnomer for *Tait's operation.*

Heine's, in glaucoma, cyclodialysis for the purpose of connecting the anterior chamber with the suprachoroidal space.

Heineke's: 1. For *exostosis of the external meatus of the ear;* removal by means of a mallet and gouge. 2. For *pyloric obstruction;* the ventral wall of the strictured pylorus is divided in the long axis of the canal, and the incision is carried for the distance of one inch into the healthy tissue; the incision is then sutured in a transverse direction by catching the center of the cut on either side and making traction. **Heineke-Mikulicz's,** for *pyloric obstruction;* the same as *Heineke's operation.*

Heisrath's, for *trachoma;* the excision of a moderately broad piece of the transition-fold of the conjunctiva, the incision to include the subconjunctival tissue and a portion of the tarsus. **Heliodorus',** for the *radical cure of inguinal hernia;* after reduction of the hernia the sac is twisted and incised, gentle traction being made so that sufficient of the sac may be removed. **Henry's,** for *varicocele;* a modification of *Cooper's operation;* the application of a specially devised clamp, from above downward, in the line of the raphe, and removal of the redundant skin.

Herbert's for *acute glaucoma;* a wedge-shaped flap is cut in such a way as to prevent the subsequent cicatrization of the two scleral surfaces.

Herzenstein's, for *trichiasis;* this is especially applicable in the partial forms; a ligature is passed subcutaneously around the roots of the offending cilia, and allowed to cut its way out. **Herzfeld's,** for *carcinoma of the uterus;* extirpation of the uterus through a sacral opening. **Heurteloup's,** for *varicocele;* a modification of *Cooper's operation;* it consists in resection of the redundant scrotum, together with a portion of the veins behind. **Hey's:** 1. For *amputation through the foot;* the same as *Lisfranc's operation,* except that the internal cuneiform bone is sawn through in a line with the articulation of the second metatarsal bone, instead of being disarticulated. 2. For *amputation of the leg;* the amputation is made in the middle of the leg by a long posterior flap, cut by transfixion, and a slightly shorter anterior one.

Hibbs's: 1. For *Pott's disease:* An osteoplastic operation for the elimination of motion by producing a fusion of the spinous processes, laminæ and lateral articulation of the spine. 2. For *congenital hip disease:* A method of reducing congenital hip dislocation by the aid of a machine, without traumatism to muscle or bone.

Hill's (*B.*), for *internal urethrotomy;* it is done with a modification of *Maisonneuve's* urethrotome. **Hilton's:** 1 For *amputation of the penis;* the spongy body is divided about ½ inch in front of the cavernous portion, splitting it longitudinally and uniting the lateral flaps to the skin. 2 For opening an *axillary abscess;* an incision is made through the skin with a knife; then a grooved director is pushed into the deeper structures until pus escapes. 3. For *fissure of the anus;* an incision is made from without, a sharp-pointed bistoury being inserted beneath the base and the point made to protrude in the bowel. 4. For *obturator hernia;* it is done by abdominal section and withdrawing the intestinal loop from within.

Himly's: 1. For *corectopy;* the same as *Adams' operation.* 2. For *iridodialysis;* the same as *Scarpa's operation,* except that the needle is introduced through the cornea. 3. For *symblepharon;* preliminary perforation of the adhesion along the fornix, and the passing of a lead wire along the canal so formed, thus converting a posterior into an anterior symblepharon, which can then be operated upon by simply separating the adhesions. **von Hippel's,** for *transplantation of the cornea;* a circular portion of the leukomatous cornea is removed by means of a trephine, the membrane of Descemet being left intact; a piece of the whole thickness of a rabbit's cornea is then excised with the same trephine and transplanted.

Hirschberg's, for *detachment of the retina;* paracentesis of the sclera over the seat of the effusion.

Hochenegg's, for *cancer of rectum.* A curved incision is made with its convexity to the right, commencing opposite the third foramen of the sacrum, extending outward, and passing the middle line again below the last button of the coccyx. (Hupp.)

Hodgson's: 1. For *ligation of the axillary artery;* a semilunar incision is made just below the clavicle, terminating near the anterior margin of the deltoid muscle. 2. For *ligation of the femoral artery;* ligation at the apex of Scarpa's triangle.

Hoffa's, for *congenital dislocation of the hip;* the head of the femur is reached through a 3-inch incision and freed from its attachments; the cotyloid cavity is then gouged out to receive it, and reduction is accomplished under extension. The dressing consists of a plaster-of-Paris bandage, with continuous extension.

Hoffa-Lorenz's, *Lorenz's operation, q. v.* **Hoin's,** for *amputation at the knee-joint;* it is done by the posterior-flap method. **Holmes'** (*T.*): 1. For *ectopia vesicæ;* closure by means of reversed and superimposed flaps. 2. For *excision of the os calcis;* an incision is made from the inner edge of the tendo Achillis along the upper border of the os calcis and the outer border of the foot to the calcaneo-cuboid joint, and this is joined by another incision running across the sole, the peroneal tendons being divided. 3. For *varicocele;* a small incision is made in the scrotum, and the veins are ligated with kangaroo tendon.

Holt's, for *internal urethrotomy;* rupture of the stricture by rapid dilatation. **Horn's,** for *chiloplasty;* removal of the diseased tissue by a V-shaped incision, and filling in of the gap by tissue from the maxillary bones. **Horner's:** 1. For *cicatricial ectropion;* the lid is dissected loose and a flap from the cheek is used to fill in the gap produced. 2. For *salivary fistula;* the diseased tissues are cut out with a punch, on a wooden spatula held in the mouth; the external wound is then closed. **Horsley's** (*V.*), for *craniectomy;* the skull is exposed by raising a flap, and the bone is removed with the trephine and bone cutting forceps.

Hotchkiss's, for *epithelioma of cheek;* resection of parts of both jaws, with plastic restoration from neck.

Hotz's: 1. For *entropion;* it is on the same principle as *Anagnostakis' operation,* but more of the orbicularis muscle is removed, and the sutures are placed higher up. 2. For *trichiasis;* the skin above the lid-margin is united to the upper border of the tarsal cartilage. **Howse's:** 1. A method of performing *gastrostomy;* a vertical incision is made in the sheath of the rectus muscle, a little to the inner side of its outer border. 2. For *lumbar colotomy;* a modification of *Bryant's operation* in which the operation is carried out in two stages, two pairs of pressure-forceps being made to grasp the muscular coats of the colon, and to hold the bowel until the time for establishing the artificial anus. 3. For *nephro-lithotomy;* an incision is made in a vertical direction, and this is supplemented by a transverse one; the knife is entered close to the edge of the erector spinæ muscle, below the lower border of the twelfth rib, and is carried obliquely downward and

forward toward the crest of the ilium. 4. For *varicocele;* after the vas deferens has been separated from the veins, an incision 1½ or 2 inches long is made over the varicocele; the veins are then ligated above and below, and the included bundle is excised.

Hue's, for performing *circumcision;* an elastic ligature is made to transfix the dorsal aspect of the prepuce by means of a curved needle; the ligature is then tied in front and allowed to cut through. **Hueter's:** 1. For *excision of the elbow;* a modification of *Ollier's operation.* 2. For *excision of the facial nerve;* the incision is made in front of the ear, and one of the branches of the nerve is exposed in the parotid gland; this is to be followed back to the trunk. 3. For *excision of the shoulder;* it is done by a single anterior vertical or oblique incision. 4. For *chiloplasty (lower lip);* the margins of the defect are brought together and an incision is made in the cheek horizontally outward from the oral angle, involving the whole thickness on the distorted side; the mucosa on each side of the new wound is reflected a little and then united to the skin by sutures. 5. For *rhinoplasty;* a quadrilateral flap is taken from the dorsum of the nose to form a new columna. 6. For *stretching the facial nerve;* an incision two inches long is made in front of the ear, its center being opposite to the upper part of the lobule.

Huguier's: 1. A method of performing *colotomy;* the right lumbar operation. 2. For *iridodialysis;* the iris is divided from the center to the circumference, and each lip is then detached 3. For the removal of a *naso-pharyngeal tumor;* the same as *Bérard's operation,* except that a smaller fragment is removed; the bone is divided horizontally from the maxillary tuberosity to the anterior nares, and the base of the pterygoid process is cut through; the lower part of the jaw is then dislocated downward within the mouth. **Hulke's,** for *fistula of the lacrimal gland;* a silk thread armed with a needle at either end is passed from the orifice of the fistula through the conjunctiva and allowed to remain; a triangular portion of the upper lid is thus included in the thread.

Humphrey's: 1. For *amputation of the penis;* a circular skin-flap is made, the urethra is dissected loose from its attachments to the stump of the corpora cavernosa, drawn through a slit made at the base of the scrotum on the under side and attached to the margins of the slit so as to make an artificial meatus in the perineum. 2. For *excision of the condyle of the lower jaw;* the condyle is exposed by reflecting a triangular flap upward, and the bone is sawn through the neck, all of the condyle and external pterygoid process being removed. **Hunter's** (*John*): 1. For *aneurysm;* ligation of the artery on the cardiac side of the aneurysm at some distance from it. 2. For *internal urethrotomy;* it is done with a special dilating urethrotome. 3. For *ligation of the femoral artery;* it is done in the aponeurotic canal. 4. For *trichiasis;* after puncturing the hair-bulb with a fine knife to the depth of ¼ of an inch, a needle, dipped in some irritant, is introduced and the hair extracted.

Hutchinson's: 1. A method of performing *ovariotomy;* application of a clamp to the pedicle. 2. A method of *transfusion;* the indirect method, with the use of a fountain-syringe devised for the purpose. 3. For *varicocele;* the open method of deligation.

Ingal's, for *écrasement of tonsils;* a snare guard is inclosed in a ring which is passed over the tonsil as it is held by the forceps, thus facilitating the use of the loop.

Jaboulay's. See *exothyropexy.* **Jacobs',** for *trichiasis;* scalping of the edge of the lid, including the cilia and the hair-bulbs. **Jacobson's:** 1. For *amputation of the penis;* it is done by the flap-method, the flap being taken from above. 2. For *cataract-extraction;* scleral section, the flap skirting the lower margin of the cornea; iridectomy. **Jacque's,** for *excision of the tongue;* it is done through an opening made in the cheek.

Jaeger's: 1. For *cataract-extraction;* the incision is made with a concave knife. 2. For *ectropion;* detachment of the everted lid, except at the angles, and its adaptation to the eyeball. 3. For *ectropion of the upper lid;* the incision is made parallel to the edge of the lid, with excision of a portion equal to the difference in the lengths of the lids; the wound is then sutured. 4. For *entropion;* excision of a portion of the lid with the cilia and hair-bulbs, and healing by granulation. 5. For *excision of the elbow;* a modification of *Moreau's incision,* in which the outer vertical limb of the H is omitted. 6. For *excision of the tongue;* excision through an opening made in the cheek by a curved incision extending from the angle of the mouth to the anterior edge of the masseter muscle. 7. For *trichiasis;* paring away of the edge of the lid; removal of the portion of skin over the hair-bulbs.

Jaesche's: 1. For *distichiasis;* the margin of the lid is separated except at either end, an incision is made parallel to this, and the intermediate portion of skin is removed; the wound is then closed with sutures. See *Arlt's operation.* 2. *Plastic;* the triangular gap is closed by displacing and transplating a flap marked out by a curved lateral incision, and sutures are applied. **Janin's,** for *iridotomy;* a vertical incision of the iris is made on the inner side of the pupil by a knife or scissors introduced through the cornea

Jansen's: curettage of the frontal sinus after removing the lower wall and the lower part of the anterior wall of that sinus.

Jeffray's, for *excision of the knee;* it is done by two vertical lateral incisions. **Jenks',** for *lacerated perineum;* denudation of the surface by means of scissors introduced at the lower edge, close to the integument, and made to dissect up the lower surface without being withdrawn.

Jobert's (*M.*): 1. For *castration;* a curved incision is made upon the scrotum, with its convexity turned downward and inward. 2. For *ligation of the upper part of the popliteal artery;* an incision, three inches in length, is made parallel with and just posterior to the tendon of the adductor magnus muscle, commencing at the junction of the middle with the lower third of the thigh. 3. For the *radical cure of hernia;* two cannulated needles are passed and the cannulæ allowed to remain until the requisite amount of inflammation has been produced. 4. For *suture of the intestine;* the *invagination method;* the upper segment is transfixed near the divided margin on two opposite sides by a needle and thread; the two ends of the thread hanging down on each side are both armed with needles, and, the intestinal wall of the lower segment being transfixed, the invagina-

tion is completed, partly by traction on the sutures, and partly by squeezing. 5. For repair of vesico vaginal fistula.

Jones' (*P.*), for *lumbar colotomy;* a modification of *Bryant's operation* in which the lower end of the colon is closed by detaching the mucosa from the upper segment of the bowel and adjusting it by sutures. **Jones'** (*S.*), a method of performing *gastrostomy;* the parietal incision is made almost in a vertical direction, in a line drawn from the left nipple to the spine of the pubes. **Jones'** (*W.*), for *ectropion;* a V-shaped incision is made with its apex directed away from the margin of the lid; when this is united with sutures, after the skin has been freed from the underlying tissues, the wound is Y-shaped.

Jonnesco's, excision of the sympathetic ganglion on each side of the neck, for exophthalmic goiter.

Jordan's, for *resection of the nose for removal of polypi;* osteoplastic resection of the nose and splitting of the upper lip to give more room. **Jordan's** (*Furneaux*): 1. For *amputation at the hip-joint;* the soft parts are divided down to the bone by the circular method, as low down as possible, and the femur is shelled out by a longitudinal incision along the outer side of the thigh. 2. For *amputation at the shoulder-joint;* the soft parts are divided down to the bone by the circular method, three or four inches below the axilla, and the humerus is shelled out by a longitudinal incision along the outer and posterior aspect of the limb, meeting the circular incision at right angles. 3. For *excision the tongue;* division of the cheek back to the ramus of the jaw, and removal of the diseased part by two écraseurs, worked simultaneously. The same as *Jaeger's operation.* 4. For removal of a *tumor of the naso-pharynx;* an incision beginning at the gingivo-labial fold, just below the posterior cavity, on through the ala of the nose, and along the lateral aspect of the nose; the whole upper lip is then divided, the flaps turned aside, and the anterior nares exposed.

Jörg's, for otherwise *impossible labor.* See *laparo-elytrotomy.* **Jurine's,** for *iridotomy;* the needle is introduced through the sclerotic, and the iris is punctured from behind forward, and from before backward, and the punctures are united by an incision.

Kader's for *gastrostomy;* consists in the production of a funnel which projects into the stomach by suturing two sections on either side of a tube placed vertically into the stomach. Each pair of sutures increases the amount of peritoneum about the tube and further depresses its point of entrance.

Kappeler's, for *cholecystenterostomy;* it is performed in one stage; the distended gall-bladder is emptied by puncture with a trocar, and the margins of the wound, after being enlarged, are united, by means of a double row of sutures, to the highest part of the jejunum. **Keegan's,** a method of *rhinoplasty;* the *Indian method;* the flap being derived mainly from one side of the forehead. **Keen's** (*W. W.*): 1. For *linear craniotomy;* the skull is exposed through a slight flap, and the bone is divided by means of a special bone-cutting forceps. 2. For *prominent auricles;* a large oval piece of skin is removed from the back of the ear, and a V-shaped piece of cartilage is excised. 3. For *stretching the facial nerve;* the use of a weak faradic current to find the nerve; and stretching from the periphery toward the center; the remainder of the operation is the same as *Baum's operation.*

Kehr's, excision of the gallbladder and cystic duct with drainage of the hepatic duct.

Keetley's (*C. B.*), for *the radical cure of umbilical hernia;* after separation and torsion of the sac, it is drawn, by means of a ligature, into a prepared space between the linea alba and the peritoneum, above the umbilical ring. **Kehrer's:** 1. A method of performing *cesarean section;* a modification of the usual operation, in which the uterus is opened at the level of the internal os by a transverse incision. 2. For *depressed nipple;* excision of a ring of skin around the nipple, and healing by granulation. **Keith's:** 1. A method of performing *hysterectomy for myoma:* either enucleation, or removal of the entire organ and its appendages, with the clamp treatment of the pedicle. 2. A method of performing *ovariotomy;* treatment of the pedicle with the cautery and clamp.

Kelly's (*H. A.*), for *retro-positions of the uterus;* median celiotomy, followed by stitching of the uterus to the ventral abdominal wall. **Kelsey's,** for *inguinal colotomy;* the incision is parallel to and half an inch above Poupart's ligament. **Kerr's,** for *amputation at the hip-joint;* the same as *Ravaton's amputation.* **Kessel's:** 1. For *establishing a permanent perforation in the ear-drum;* it consists in the removal of the tendinous ring that attaches the drum-membrane to the bone, and in chiseling away a portion of this bone along the posterior circumference. 2. For the *mobilization of the stapes,* in chronic non-suppurative middle-ear inflammation; it consists in separating the inflammatory adhesions. **Key's,** for *lithotomy;* the lateral operation with the straight staff. See *Lithotomy.* **Keyes'** (*E. L.*), for *varicocele;* subcutaneous ligation with a special needle, carrying two silk ligatures, it is best performed in the standing position under the use of cocaine.

Killian's: removal of the anterior wall of the frontal sinus and curettage of the frontal sinus and ethmoid cells

Kinloch's, for *internal urethrotomy;* it is done with a special urethrotome used to divide the stricture from within outward. **Klineberger's,** for *lumbar nephrectomy;* a curved incision is made with its convexity upward and outward.

Kirmisson's, for *club-foot;* transplantation of tendo Achillis into peroneus longus muscle.

Knapp's (*H.*): 1. For *blepharoplasty;* the formation of a quadrangular flap from the cheek and nose, followed by the insertion of sutures. 2. For *cataract-extraction;* the formation of *de Wecker's corneal flap;* a broad iridectomy and peripheral opening of the capsule; the lens is expelled by gentle pressure on the lower part of the cornea. 3. For *cleft lobule of the ear;* denudation by transfixion, and cutting out and suturing. 4. For *coloboma palpebræ;* a combination of simple union and blepharoplasty. 5. For *divergent strabismus;* division of the external rectus; insertion of a double suture through the inner margin of the cornea and through the inner canthus. 6. For *evisceration;* a modification of *Critchett's method,* in which conjunctival instead of scleral sutures are used. 7. For *pterygium;* a modification of *Desmarre's operation;* the corneal portion is excised, and the remainder is divided into two parts, one being transplanted under the conjunctiva above the wound and the other below. 8. For *staphyloma,*

a modification of *Critchett's method* of closing the wound after operation upon the staphyloma. Critchett inserted stitches in the sclera, Knapp only in the conjunctiva. 9. For *symblepharon;* a modification of *Teale's op ration.*

Knox's, for *excision of the tongue;* a vertical incision is made through the center of the lower lip, and the inferior maxilla is exposed and sawn through at the symphysis; the tongue is then dealt with as the case demands. **Kocher's:** 1. For *excision of the ankle-joint;* the incision is made beneath the external mallelous, and is followed by division of the peroneal tendons after being secured with threads, and opening of the joint with removal of the diseased parts; the foot is replaced and the tendons sutured. 2. For *excision of the thyroid gland;* an incision is made in the median line from the sternal notch to the upper limit of the bronchocele; from this point two lateral incisions are made upward and outward to a point a little below the angle of the jaw. 3. For *excision of the tongue;* preliminary tracheotomy and packing of the pharynx with sponges; the incision begins below the tip of the ear, extends along the anterior border of the sterno-mastoid muscle to about its middle, then forward to the body of the hyoid bone, then upward along the anterior belly of the digastric muscle to the symphysis menti; the tongue is then removed by the galvano-cautery or scissors through the incision. This operation was devised to avoid pneumonia and septicemia. 4. For *varicocele;* ligation of the veins at two points, and subcutaneous division. 5. For *the relief of cancer of the rectum;* a long integumentary incision is made, freely exposing the bone. With a chisel each side of the sacrum is grooved along the inner side of the foramina, beginning at the third. The segment, which he calls the "*knockenspange.*" is removed. This exposes the sacral canal and makes certain the protection of the nerves.

Kock's, shortening of the broad ligament, through the vagina, for retrodisplaced or prolapsed uterus.

Koeberle's: 1. A method of performing *oöphorectomy;* the pedicle is grooved with a specially-devised wire constrictor prior to ligation. 2. For *retroflexion uteri;* abdominal fixation. **Kolomnin's,** for *hip-joint disease;* ignipuncture or cauterization of the diseased tissue. **König's:** 1. For *nephrectomy;* an incision is made vertically downward along the outer border of the erector spinæ muscle to just above the iliac crest, then curving anteriorly, and extending nearly, or quite, to the umbilicus. 2. For *single hare-lip;* both margins are pared, and two small prolabial flaps are formed by horizontal incisions parallel to the lip-margin. 3. For *congenital dislocation of hip;* the dislocation is reduced, and an osteoperiosteal flap from the ilium is inserted into the edge of the acetabulum to retain the femur in place. **Kraske's:** 1. For *carcinoma of the rectum;* resection of the coccyx and of a portion of the sacrum to give access to the rectum high up. 2. For *extirpation of the uterus;* the operation is made through the same sacral opening as in operating for carcinoma of the rectum. 3. For *meloplasty;* a flap is taken from the immediate neighborhood, and union follows, even if the pedicle consists of subcutaneous tissue only.

Kondoleon's, excision of pieces of connective tissue for the relief of elephantiasis.

Krause's, extradural removal of the Gasserian ganglion in trifacial neuralgia.

Krimer's, for *uranoplasty;* muco-periosteal flaps are dissected up on either side of the cleft, then reversed from without inward, and united in the middle line by sutures. **Kückler's;** 1. For *cataract-extraction;* the incision passes through the center of the cornea. 2. For *splenectomy;* the incision is made through the linea semilunaris. **Kuhnt's:** 1. For *canthoplasty;* a flap of skin is cut from the upper or lower lid, and turned into a wound made at the outer canthus. 2. For *ectropion;* a modification of *Antyllus's operation.* 3. For *symblepharon;* the use of skin-flaps grafted upon the surface, or pedicellate flaps which are thrust in between the eyeball and eyelid through fenestra cut through the latter. 4. In *frontal sinus disease;* removal of anterior wall of sinus and scraping away mucous membrane.

Kronlein's, for *facial neuralgia;* consists in exposing the third branch of fifth cranial nerve.

Küster's: 1. For *performing gastrostomy;* the parietal incision is made in the linea alba. 2 For *mastoid and middle-ear disease;* it consists in making an opening in the posterior wall of the auditory canal as far away from the membrana tympani as possible in cases in which some of the membrana and the ossicles are still retained; if the drum-cavity is filled with granulations the incision should be carried through the bone into the drum-cavity, and the morbid material removed with a spoon. **Küster-Dolbeau's,** for *vesical exploration;* paraprostatic section of the urethra and subsequent dilatation to allow of the introduction of the fingers.

Labbe's, for *gastrotomy;* the parietal incision is made parallel to the left costal margin. **Laborie's** *amputation of foot* differs from Chopart's method in the retention of the scaphoid in addition to the calcaneum and astragalus. **Lacauchie's,** for *amputation at the hip-joint;* the same as *Esmarch's amputation.* **Lafage's,** for *castration;* by an elliptic incision in the scrotum. **Laforest's,** for *stricture of the lacrimal duct;* the injection of an astringent solution through an S-shaped hollow probe. **Lagrange's,** a combination of sclerectomy and iridectomy performed in cases of glaucoma. **Lallemand's,** for *circumcision;* dorsal transfixion, followed by excision of the two lateral flaps. **Landolt's,** for *blepharoplasty;* a portion of the upper lid is taken to replace a lost lower lid.

Lane's, short-circuiting the large intestine, for chronic obstruction, constipation or colitis; the lower end of the ileum is anastomosed with the rectum; ileosigmoidostomy.

Lane-Lannelongue's, for cerebral depression.

Lange's, for resection of the rectum with osteoplastic transplantation of the anal portion.

Langenbeck's: 1. A method of performing *amputations;* the making of musculo-tegumentary flaps by cutting from without inward. 2. For *cholecystectomy;* the entire gall-bladder is removed, after division of the cystic duct, between two ligatures. 3. For *double hare-lip;* the edges of the prominent tubercle and of the maxilla are pared, and, after replacement into position, the parts are transfixed with hare-lip pins. 4. For *duodenostomy;* the bowel is attached to the wound in the parietes and opened at a later stage of the operation. 5. For *ectropion;* the same as *v. Ammon's operation.* 6. For *excision of the ankle;* a modification of

Moreau's operation, in which the outer incision follows the anterior portion of the fibula, curves around and below the malleolus and ascends about one inch along its posterior border. 7. For *excision of the elbow;* a longitudinal posterior incision is made along the inner side of the olecranon. 8. For *excision of the hip;* an external incision is made in the long axis of the limb over the outer surface of the great trochanter. 9. For *excision of the knee;* a vertical incision is made on the antero-internal aspect of the joint. 10. For *excision of the shoulder;* a single vertical incision is made, having for its starting-point the acromio-clavicular joint. 11. For *excision of the upper jaw;* a transverse curved incision, with its convexity downward, is carried from the junction of the nasal cartilage with the nasal bone to the middle of the malar bone. 12. For *excision of the wrist;* the same as *Bœckel's operation*. 13. For *iridodialysis;* impaction is united with detachment; the detached flap of the iris is drawn into the corneal wound, where it is retained by adhesions. 14. For *completely lacerated perineum;* the edge of the recto-vaginal septum is denuded and then split for some distance; a flap is cut out of the vaginal side, and, after closure of the rectum, is stitched forward over the new perineum by vaginal sutures; the external sutures are placed from before backward. 15. For the removal of a *nasopharyngeal polypus;* (*a*) *nasal route;* the nasal bone and nasal process of the superior maxilla are exposed and forcibly displaced upward; (*b*) *maxillary route;* a tongue-shaped flap is marked out on the face, and a large part of the maxillary bone separated and temporarily displaced inward 16. For *nephrectomy;* an incision is made through the abdominal wall at the outer edge of the rectus muscle, in the linea semilunaris, commencing just below the margin of the ribs. 17. For *neurectomy;* the division of the superior maxillary nerve in the spheno-maxillary fossa by means of a long tenotome passed into the fossa along the outer wall of the orbit. 18. For *osteotomy;* the subcutaneous method. 19. For *restoration of the lower lip;* (*a*) the lower horizontal margin of the defect is prolonged on either side by incisions, which pass along the remainder of the lower lip, around the angles of the mouth and into the upper lip; the portion of the lip is then mobilized and drawn together by sutures. (*b*) By a single flap derived from the chin. 20. For *rhinoplasty;* the *Indian method;* a single lateral flap is brought from the opposite side, the apex being left attached at the inner angle of the eye on the side of the deficiency, while the base comes from the ala of the sound side. 21. For *uranoplasty;* complete closure of the cleft in the palate by dissection of mucoperiosteal flaps obtained from either side, and suturing in the middle line.

Langier's, for *stricture of the lacrimal duct;* perforation of the wall of the duct and the maxillary sinus, to drain the tears into the antrum.

Lannelongue's: 1. For *craniectomy;* (*a*) The vertex of the skull is exposed by means of a single incision in its long axis and a narrow strip of parietal bone is removed close to the sagittal suture; (*b*) The bones of the skull are so cut as to produce osseous flaps of various shapes. 2. For *cleft-palate;* a rectangular flap of mucous membrane is brought down from the side of the septum of the nose; the upper edge of the cleft is then freshened and the two surfaces brought together.

Lariche's, for removal of a *tumor of the naso-pharynx;* a V-shaped incision is made, the ends of which run into either nostril, and the apex is in the middle line one-fourth of an inch below the columna, which is then separated from the upper lip.

Lanz's, for elephantiasis of the leg.

Laroyenne's, opening the cul-de-sac of Douglas in cases of pelvic suppuration.

Larrey's: 1. A method of performing *amputation;* the same as *Dupuytren's amputation* by the double-flap method. 2. For *amputation at the hip-joint;* lateral flaps are made by transfixion, the common femoral artery being tied as a preliminary step. 3. For *amputation at the shoulder-joint;* an incision is made from the acromion to a point 2½ inches below, from which point anterior and posterior spiral incisions are carried down the arm, meeting on the inner aspect; after disarticulation of the bone the flap is brought up and secured in the space made by the gaping of the first incision.

Lauenstein's, for *iliac colotomy;* the peritoneum is sutured to the skin; a loop of intestine is then drawn out and the parietal wound closed by sutures passed through the meso-colon of the extruded portion of gut; finally, the serous covering of each limb of the prolapsed loop is stitched to the parietal peritoneum, and the bowel is opened.

Lawrence's (*Sir W.*): 1. For *extirpation of the lacrimal gland;* an incision is made over the outer third of the orbit, followed by division of the external commissure and extirpation of the gland. 2. For *removal of a naso-pharyngeal polypus;* the nasal bones and nasal processes of the superior maxillæ are cut through, the septum is then divided, and the nasal cavity exposed by turning up the nose.

Lawson's, for *blepharoplasty;* separation of the adhesions and dissection up of the edges of the wound, followed by grafting.

Lebrun's: 1. For *cataract-extraction;* the incision is made farther in the cornea than most operators make it. 2. For *entropion;* similar to that of *Anagnostakis' operation*.

Ledran's, for *suturing the intestines*. See *Ledran's suture*.

Lee's (*Henry*): 1. For *amputation of the leg;* a modification of *Teale's operation*, in which the long flap is taken from the posterior aspect of the limb. 2. A method of performing *embryotomy;* brachiotomy, followed by perforation of the thorax and extraction by the crotchet. 3. For *traumatic cerebral abscess;* the same as *Fenger's operation*. 4. For *varicocele;* transfixion by two pins and figure-of-eight turns of a ligature, followed by subcutaneous division of the veins.

Le Fort's: 1. For *amputation of the foot;* a modification of *Pirogoff's operation*, in that the section of the os calcis is more nearly horizontal, all the upper part of the bone being removed. 2. For *procidentia uteri;* denudation of the anterior and posterior walls of the vagina and the formation of a longitudinal septum.

Lembert's, for *suture of the intestine;* the interrupted suture is used, and a fold of serous, or of serous and muscular, tissue is picked up on one side of the wound; the needle is then carried over to a corresponding point on the other side of the wound, where a similar fold is picked up.

Lennander's. An incision to the right or left of the median line of the abdomen down to the rectus; the inner edge of this muscle is then retracted and the posterior layer of its sheath incised as well as the peritoneum.

Lenoir's, for *amputation of the leg;* a modified circular operation; a circular incision is made above the malleoli and below the point at which the bones are to be sawn; this is joined by a vertical incision carried up along the inner side of the tibial crest; the skin-flaps are then dissected up and the remaining soft parts are divided down to the bone at the level of the saw-line. **Lente's**, for *stricture of the rectum;* incisions are made in the anterior and posterior median lines. **Lentenneur's**, for *plastic purposes;* the quadrilateral gap is closed by a flap freed from below and displaced upward.

Leucke's, a method of performing *gastro-enterostomy;* in order to expedite the operation the first presenting portion of the small intestine is attached to the stomach. **Leveillé's**, for *iridodialysis;* it differs from *Scarpa's method* only in the previous depression of the lens. **Levis's**: 1. For *the radical cure of hydrocele;* the injection of twenty drops of pure carbolic acid into the tunica vaginalis testis after withdrawing the fluid. 2. For *varicocele;* after ligation of the varicocele the ligature is tied over a piece of rubber tubing so as to maintain the tension of the thread.

Levy's, for relief of *cancer of rectum;* in order to spare the fourth sacral nerve and the levator ani's coccygeal insertion, make an incision shaped like an inverted letter U, bending the osteoplastic arc toward the anus. But because of the limited space which it offers, and the very imperfect drainage, it has seldom been used. (Hupp.)

Liebreich's: 1. For *cataract-extraction;* the incision is carried farther into the cornea than usual. See also *Lebrun's Operation.* 2. For *strabotomy;* the incision is made at the lower edge of the muscle's insertion; the conjunctiva and capsule of Tenon are separated as far as the semilunar told; the tendon is divided and the vertical incision is extended upward and downward to the necessary extent. **Lignerolle's**: 1. For *amputation of the foot;* the astragalus is preserved *in situ.* 2. For *subastragaloid disarticulation;* by a short external, and a long internal flap, taking in part of the sole of the foot. **Linhart's**, for *the removal of a tumor of the nasopharynx;* an incision is made from the root of the nose to its tip, and is extended into the nostril of one side; the nasal bone is forcibly turned to one side after having been separated from its fellow.

Lisfranc's: 1. For *amputation of the fingers at the metacarpo-phalangeal joints;* it is done by rounded lateral flaps of equal size, the base of each corresponding to the joint-line, and the free extremity to the level of the web. 2. For *amputation through the foot;* disarticulation through the tarso-metatarsal joints 3. For *amputation at the hip-joint;* lateral flaps about four inches long are made by transfixion, the outer one being cut first. 4. For *amputation at the shoulder-joint;* external and internal flaps are made by transfixion; in operating on the left shoulder the knife is entered near the posterior fold of the axilla, and after passing close to the outer aspect of the joint, is made to emerge between the coracoid process and the clavicle, on the right side the direction of the transfixion is reversed. 5. For *excision of the hip;* it is done by raising the flap from over the great trochanter.

Lister's (*Sir Joseph*): 1. A method of performing *amputations;* by double rectangular flaps, the difference in length not being so great as in *Teale's operation;* the angles of the flaps are rounded off, the posterior one consisting of skin and fascia only. 2. For *amputation at the hip-joint;* disarticulation through an external racket incision; after *Ravaton's* and *Furneaux Jordan's amputations.* 3. For *amputation above the knee;* a modification of *Carden's amputation,* in which a short posterior skin-flap is formed. 4. A method of *button suture;* oval perforated discs of lead are used which are threaded on the ends of wire. 5. For *excision of the wrist;* the open method, by two dorsal incisions, with division of the extensors of the carpus. 6. For *ununited fractures of short bones;* the fragments are wired together.

Liston's: 1. A method of performing *amputations;* a combination of the double-flap and circular operations, by first dissecting up two semi-oval flaps to serve as covers for the flat-faced stump. 2. For *amputation at the hip-joint;* disarticulation by antero-posterior flaps, cut by transfixion; the anterior flap is the longer of the two and is made first; the disarticulation is effected before the posterior flap is cut. 3. For *chloplasty;* removal of the diseased tissues, and transplantation of a flap from the chin or the cheek. 4. For *excision of the elbow;* a modification of *Moreau's incision,* in which the outer vertical limb of the H is omitted. 5. For *excision of the upper jaw;* it is done by three incisions; (*a*) an incision from the external angular process of the frontal bone through the cheek to the angle of the mouth; (*b*) a short incision along the zygoma to meet the first; (*c*) an incision along the side of the nose and through the center of the lip.

Littrè's: 1. For *enterotomy;* occlusion of the lower end of the intestine, with the formation of an artificial anus. 2. For *inguinal colotomy;* it is performed on the left side for opening of the sigmoid flexure; an incision from 1½ to 3 inches long is made parallel with the outer part of Poupart's ligament, and about ½ inch above it. **Lizars'** (*J.*), a method of exposing the upper jaw by cutting through the cheek, from the angle of the mouth to the malar bone.

Longuet's, the extraserous transplantation of the testicle for the permanent cure of hydrocele and varicocele.

Lorenz's. *For congenital dislocation of the hip;* this consists in the reduction of the dislocation and fixation of the head of the femur against the rudimentary acetabulum until a socket is formed.

Loreta's: 1. For *aneurysm;* the insertion of a small wire into the sac, and the use of electrolysis as well. 2. For *stenosis of the orifices of the stomach;* digital or instrumental divulsion of the pyloric or cardiac orifice, following gastrotomy.

Lossen's, for *neurectomy;* a modification of *Lücke's operation* in which the masseter muscle is not divided. **Lowdham's**, a method of performing *amputations;* it is done by a single flap. **Lubbock's**, for *lacrimal fistula;* an incision is made into the anterior wall of the lacrymal sac, followed by the introduction of a grooved knife to the bottom of the duct, and the passage of a leaden style.

Luc's, *Caldwell-Luc's operation, q. v.*

Lucæ's, for *strabismus;* a semicircular incision is made in the conjunctiva near the cornea, followed by division of the tendon close to the

sclerotic. **Lucas's**: 1. For *lumbar nephrectomy;* an oblique incision is made as for colotomy, supplemented by a vertical incision carried along the outer edge of the quadratus lumborum muscle from the last rib to the iliac crest. 2. For *umbilical hernia;* excision of the sac and redundant skin, with suture of the ring. **Lücke's**: 1 For *excision of the hip;* it is done by an anterior incision in the long axis of the femur, commencing ½ inch below and to the inner side of the anterior superior iliac spine. 2. For *neurectomy;* removal of the second division of the fifth nerve at the point of exit from the skull; the incision is made above the external canthus along the upper border of the zygoma, and the spheno-maxillary fossa is exposed by sawing and breaking through the arch.

Luke's: 1. A method of performing *amputations;* the first flap is made by *Langenbeck's method*, and the second by *Vermale's method.* 2. For *iliac colotomy;* a modification of *Crisp's operation* in which the incision is made in a vertical direction and external to the epigastric artery. **Lund's**, for *talipes;* the removal of the astragalus. **Luzardi's**, for *iridodialysis;* by means of a special needle a portion of the iris is drawn out through either the cornea or sclerotica, and retained by adhesions. **Lydstons'**, for *varicocele;* an incision one inch or more in length is made parallel with the spermatic cord and beginning just below the external abdominal ring; the cord and veins are exposed, separated, and the veins ligated with a single silk ligature; after closure of the wound a clamp is applied and the redundant scrotal tissue removed.

McArthur's, enteroclysis through a catheter passed into the common bile duct; after operations on the gall-bladder.

McBurney's, for the *radical cure of inguinal hernia;* after exposing the sac the anterior wall of the canal is incised and the sac ligated and excised at the internal ring; the skin is inverted and stitched to the ligamentous and tendinous structures, the wound healing by granulation. **McCreik's**, for *entropion;* the removal of a horizontal strip of the tarsus from the inner surface of the lid. **McCurdy's**, for *amputation at the hip-joint;* a modification of *Myles' operation*, a single needle being inserted at the most prominent point of the great trochanter, passing directly through the thigh in front of the femur to emerge just below the tuber ischii. **McDowell's** (*E.*) for *oophorectomy;* the first complete operation; the pedicle was secured by a single ligature, the ends of which were brought out of the abdominal wound.

MacCormac's (*Sir W.*): 1. For *excision of the shoulder;* by a posterior vertical incision starting from the angular projection on the inferior margin of the acromion. 2. For *genu valgum;* division of the femur from the outer side, above and parallel with the articular surface. 3. For *ligation of the popliteal artery;* it is done from the front at the inner side; the artery is exposed by an incision behind and parallel to the tendon of the adductor magnus. 4. For *rhinoplasty;* the *Italian method*, the flap being taken from the inner aspect of the arm. 5. For *suture of the intestine;* the same as *Lembert's method*, except that only an external line of sutures is used. **Macdonald's**, a method of performing *embryotomy.* See *Affleck's operation.*

Macewen's: 1 For *aneurysm;* a long pin with a tapering point is passed into the aneurysm and the point is made to touch the opposite wall of the sac; the point is then to be moved over the inner surface of the aneurysm for ten minutes for the purpose of causing irritation; in this way each point accessible to the point of the needle is to be treated. 2. For *genu valgum;* a modification of *Chiene's operation*, the wedge being removed through the same line of incision as in *Ogston's operation.* 3. For *the radical cure of inguinal hernia;* the sac is dissected out and separated from its connections, and then so drawn upward by means of a suture as to form a pad upon the inner surface of the circumference of the ring; the ring and canal are then closed by means of sutures. 4. For *intubation of the larynx;* a long, cylindric tube, of the pattern of the gum-elastic catheters, is introduced from the mouth into the trachea through the larynx. 5. *Osteotomy* for *genu valgum;* supra-condyloid division of the femur from the inner side.

McGill's, for *prostatectomy;* it is done by a supra-pubic incision, as in supra-pubic lithotomy. **McLeod's** (*K.*). 1. A method of performing *oophorectomy;* torsion of the pedicle between two pairs of forceps. 2. For *prolapse of the rectum;* the upper part of the rectum is stitched to the anterior abdominal parietes, a wound being made through the abdominal wall for the purpose. **Mears'**, for *neurectomy;* removal of the inferior dental nerve from its canal by traction after exposing the outer surface of the jaw, trephining over the position of the inferior dental foramen, and loosening the nerve at the mental foramen.

Mackenrodt's, vaginal fixation of the round ligaments in retrodisplacements of the uterus.

Mackenzie's: 1. For *amputation of the foot;* the flap is taken from the inner and plantar surface of the foot and ankle in performing a *Syme amputation.* 2. For *excision of the knee;* by raising an anterior U-shaped flap. **Macleod's**, for *amputation at the ankle-joint;* a modification of *Syme's operation*, in which only the malleoli are removed, the cartilage on the under surface of the tibia being preserved. **MacNamara's**, for *cataract-extraction;* removal of the lens in its capsule without an iridectomy, through a large corneal incision extending outward.

Madelung's, for *lumbar colotomy;* a modification of *Bryant's operation* in which the lower end of the colon, after being completely detached, is closed by invagination and two rows of sutures; and dropped back into the abdomen.

Maisonneuve's: 1. A method of performing *amputations;* it is also called the *diaclastic* method, and was devised for the purpose of avoiding hemorrhage, infection, and other accidents; the bone is first broken with an osteoclast and the soft parts are divided by means of an écraseur. 2. For *excision of the elbow;* it is done through a posterior median incision. 3. For *excision of the rectum;* a circular incision is made around the anus, and several needles, armed with ligatures twelve inches long, are passed into the incision and through the bowel above the growth, and brought out of the anus and made to retrace their course—one free extremity of the thread presenting at the anus, and the other in the wound. A whip-cord is passed through the loops of thread in the anus, when traction on the ends in the wound draws the cord through the bowel after the ligatures. The bowel is divided by allotting each loop of

cord to an écraseur. 4. For *excision of the tongue;* a modification of *Jaeger's operation, q. v.* 5. For *excision of part of the upper jaw; Guérin's operation,* slightly modified. 6. For *excision of the wrist;* it is done by a single median dorsal incision. 7. For *internal urethrotomy;* a special urethrotome is used to divide the stricture from without inward. 8. For *oöphorectomy;* the entire pedicle is twisted. 9. For the *removal of a naso-pharyngeal polyp;* a slight modification of *Guérin's operation;* an incision is made in the median line, from the junction of the hard palate down into the body of the uvula as far as is necessary, its free border being preserved.

Makka's, for *ectopia of bladder;* in which the cecum and appendix are utilized as bladder and urethra.

Malgaigne's (*J. F.*): 1. A *method of performing amputations;* it is a variety of oval amputation in which the spiral incisions are continuous above with a single longitudinal one, so that the gaping wound has the form of a racket. 2. For *amputation of the arm;* a single rounded flap is cut, usually from the flexor surface of the arm. 3. For *amputation through the foot;* subastragaloid disarticulation by a single, large, internal flap, the astragalus only being left. 4. For *amputation at the hip-joint;* a modification of *Ravaton's amputation,* in which the vertical incision is shorter and the circular incision more oblique. 5. For *chiloplasty;* two lateral incisions are made on either side of the lower lip to restore this portion by the sliding method. 6. For *excision of the shoulder;* it is done by a single anterior vertical or oblique incision. 7. For *hare-lip;* the same as *Clemot's operation.*

Manec's, for *amputation at the hip-joint;* a single long anterior flap is made by transfixion; the joint is then disarticulated, and a circular incision made posteriorly. **Manne's,** for the *removal of a polyp from the naso-pharynx;* an incision is made through the soft palate with a bistoury, in the median line, from the tip of the uvula to its junction with the hard palate; after removal of the polyp, the parts are restored by one or more sutures. **Marckwald's,** removal of two wedge-shaped pieces from the cervix uteri, and then suturing; in stenosis of the external os. **Margary's,** for *congenital dislocation of the hip;* the formation of an acetabulum in the normal position, reduction of the femur, and the formation of a capsule from the periosteum. **Marian's,** for *lithotomy;* the old median perineal operation for stone in the bladder. See *lithotomy.* **Markoe's,** for *varicocele;* a modification of *Vidal's method,* in which the pin is dispensed with, and a loop of silver wire is clamped to a lead plate; the wire is gradually tightened.

Martin's (*A.*): 1. For *lacerated perineum;* a modification of *Freund's operation,* in which the vaginal tongue are denuded more deeply into the vagina, and the vulval denudations are carried higher up. 2. For the *radical cure of hydrocele;* the injection of tincture of iodin after aspiration. 3. For *vaginal hysterectomy;* an incision is made around the posterior margins of the cervix until the peritoneum is reached; the edges of the vaginal wound are then sewn parallel to the incision to bring the peritoneum and vaginal wall together and so arrest hemorrhage; the broad ligaments are ligated with silk ligatures in successive portions; the central fissure is now incised, the bladder separated, the cervix freed from the broad ligament on either side, the fundus retroflexes, and the remainder of the broad ligaments ligated and severed; a drainage-tube is inserted into Douglas's space.

Martino's, for the remedy of a *large and prominent ear;* a V-shaped piece is removed and the wound closed by sutures. **Marwedel's** *method of gastrotomy:* This resembles Witzel's method in all respects except that the serous and muscular coats are incised for 2 inches the tube passed through the mucosa and buried by closing the incision in the stomach wall. **Mason's:** 1. For *osteoplasty;* a modification of *Dieffenbach's operation* in which holes are punched, as a preliminary step, along the line the chisel is subsequently to take. 2. For *rhinoplasty;* it consists in bringing across the gap two lateral and one superior flap of integument as a base of support for the frontal flap. 3. For *uranoplasty;* perforation of the bone at several points in the line of the lateral incision before applying the chisel, to prevent comminution. **Masslorsky's,** a method of performing *oöphorectomy;* double flaps are made of the pedicle, and these are stitched together. **Mastin's,** for *internal urethrotomy;* it is done with a modification of *Maisonneuve's* urethrotome.

Matas', for *the radical cure of aneurysm:* consists in arrest of the circulation in the sac, opening, evacuating, and cleansing the sac, and closing the openings by continuous fine sutures; endoaneurysmorrhaphy.

Mathew's: 1. For *fistula in ano;* after dilating the sinus with a laminaria tent, a urethrotome is introduced to the full depth of the sinus, the knife is protruded, and the instrument withdrawn, the operation is repeated with the knife in the opposite direction. Mathews has devised a special fistulatome sor thif purpose. 2. For *inguinal colotomy;* the incision is made two-thirds above and one-third below, and at right angles to a line drawn from the anterior superior spine of the ilium to the umbilicus, one and a half inches from the spine; when the bowel is brought out of the wound, two large pins are passed parallel and close together through one edge of the incision, through the mesentery near the bowel, and out at the other wound-margin; the operation is completed by stitching the bowel to the skin; the colon is incised at a later period

Mathewson's, for *exostosis of the external meatus;* removal by a drill. **Maunoir's,** for *iridotomy;* incision of the cornea and removal of a triangular flap of the iris, the apex of which is toward the pupil. **Maunsell's,** for *intestinal anastomosis;* after dividing the gut, circularly, at the proper points, a longitudinal incision about an inch and a half long is made in the larger segment opposite the mesenteric attachment; a long suture is then passed through all the coats of the two divided ends at the mesenteric attachment and one similarly directly opposite this point; the sutures are then passed in the lumen of the larger segment and out of the longitudinal incision, the ends of the gut are invaginated and accurately coaptated by sutures, the invagination is reduced and the longitudinal incision closed by sutures. **Maury's** (*F.*): 1. For *ectopia vesicæ;* a modification of *Roux's operation,* in which one flap is taken from the perineum and the scrotum, the other from the abdomen.

2. For *gastrostomy;* a curved parietal incision is made with its convexity toward the middle line.

Maydl's, 1. For *iliac colotomy;* the peritoneal cavity is opened by *Littrè's incision;* the loop of intestine is drawn out of the wound and held there by a hard rubber cylinder inserted through a slit made in the mesentery close to the gut; the latter is stitched in the abdominal incision, and opened from four to six days later. 2. For *exstrophy of bladder;* the transplantation of the ureters into the rectum. **Maynard's,** for *suture of the bladder;* the sutures are placed in two double rows by a special needle before the bladder is opened.

Mayo's. 1. For *trifacial neuralgia;* exsection of the affected nerve, and prevention of re-union by insertion of a silver screw in the foramen of exit. 2. For *umbilical hernia;* after excision of the hernial sac, the abdominal aponeuroses are overlapped transversely and sutured. 3. Excision of the pylorus followed by closure of the proximal end of the duodenum, and the making of an independent posterior gastro-jejunstomy. 4. For *varicose veins;* treated subcutaneously by blunt curet.

Mèjean's, for *stricture of the lacrimal duct;* a thread is passed through the canaliculus and duct into the nose, and medicated cotton fibers are drawn through. **Mercier's,** for *prostatotomy;* an instrument shaped like a short-beaked lithotrite with sharp edges is used to punch out portions of the floor of the urethra. **Meyer's:** 1. For *genu valgum;* a cuneiform osteotomy of the tibia below the tuberosity. 2. For *hypertrophy of the pharyngeal tonsil;* a ring-knife is passed through the nose, and the manipulations are directed by the left forefinger passed into the vault of the pharynx. 3. For *sympathetic ophthalmia;* an incision is made over the painful portion of the ciliary region with division of the ciliary nerves. **Michaelis',** a method of performing *embryotomy;* evisceration followed by rachiotomy and forced evolution. **Mika operation.** See *Mika.*

Mikulicz's: 1. For the *removal of tonsillar tumors;* it is done by an incision through the neck, the cut extending from the mastoid process downward and forward as far as the great cornu of the hyoid bone; the ascending ramus of the jaw is then resected and the wall of the pharynx is divided; a preliminary tracheotomy is performed. 2. For *tarsectomy;* the same as *Wladimiroff's operation,* but independently designed. 3. *Two-time operation,* a resection of the intestine in two operations, two days, apart. 4. For *torticollis;* removal of the sterno-mastoid muscle. 5. The *Heineke-Mikulis operation, q. v.*

Miller's, for *amputation of the penis;* the flap is cut from below. **Milne's,** for *internal urethrotomy;* it is done with a special dilating urethrotome. **Miner's,** for the *removal of an ovarian tumor;* enucleation when removal cannot be effected in the usual way, owing to absence or shortness of the pedicle, or to adhesions.

Mingazzini-Foerster's, same as *Foerster's q. v.*

Miot's, for *chronic non-suppurative middle-ear inflammation;* the stapes is exposed, either by excision of the upper posterior part of the membrane, or by the use of the electro-cautery, after which methodic mobilization of the exposed stapes is carried out by means of a probe or other instrument. **Mirault's:** 1. For *excision of the tongue;* excision after ligation of the lingual arteries as a preliminary measure. 2. For *hare-lip;* a flap is turned down on one side and brought across and attached to the pared opposite side. **Mollière's:** 1. For *amputation through the foot;* the foot is treated as though it contained but one bone; if necessary, bone is cut through rather than disarticulation being made. 2. For *infantile paralysis;* osteoclasis is performed, instead of resection.

Moore's: 1. For *aneurysm;* the introduction of a fine wire into the sac through a cannula. 2 For *cataract-extraction;* extraction several weeks after the performance of a preliminary iridectomy. **Mooren's,** for *cataract;* an operation similar to *Jacobson's operation,* but the iridectomy is made several weeks before the extraction. **Moreau's:** 1. For *excision of the ankle;* by lateral incisions, the outer one following the posterior border of the fibula and bending forward beneath the malleolus; the inner one is along the inner surface of the tibia in the axis of that bone. 2. For *excision of the elbow;* a posterior H-shaped incision over the joint. 3. For *excision of the knee;* by an anterior H-shaped incision. 4. For *excision of the shoulder;* a flap with its base below is taken from the deltoid region. **Morel's,** for *excision of the shoulder;* a rounded flap with its base upward is taken from the deltoid region.

Morestin's, disarticulation of the knee joint combined with intercondyloid section of the femur.

Morgan's, for *chiloplasty;* after the removal of the entire lip, a curvilinear flap is made by an incision below and parallel to the first, allowing the ends to remain attached and securing the flap in the place of the diseased tissue. **DeMorgan's,** *to reach the spinal accessory nerve;* an incision is made behind the sterno-mastoid muscle.

Morris' (*H.*): 1. For *excision of the radius;* an incision is made parallel to the long axis of the bone between the supinator longus and extensor carpi radialis longior muscles. 2. For *lumbar nephrectomy;* a transverse or slightly oblique incision is made a short distance below the last rib, and this is joined by a vertical incision running downward from a point near the posterior extremity of the former. 3. For *nephrorrhaphy;* the sutures are passed through the entire thickness of one lip of the wound, then through the capsule and cortex of the kidney and finally through the other lip of the wound. **Morton's:** 1. For *elephantiasis;* the excision of a portion of the nerve-trunk, supplying the affected member. 2. For *the reduction of club-foot;* tenotomy combined with forcible correction by "Morton's club-foot stretcher."

Moschowitz's, for *femoral hernia;* the operation is done through the inguinal canal

Mosetig Moorhof's, for *staphyloplasty;* a modification of *Schönbein's operation,* in which the fistula is allowed to remain at the position of the anterior palatine canal. **Mott's:** 1. For *ligation of the common iliac artery;* an incision five to eight inches in length is commenced just outside the center of Poupart's ligament, and one and a half inches above it; curving upward and outward toward the ribs, it passes one and a half inches in front of the anterior superior spine of the ilium. 2. For the *ligation of the innominate artery;* a transverse incision is made above and parallel to the top of the sternum and inner end of the clavicle, and this is joined by

another of the same length along the anterior border of the sterno-mastoid muscle.

Motet's, for *ptosis;* a strip is cut in the superior rectus and pulled through a button-hole in the tarsal cartilage, and sutured to the upper lid.

Mulder's, for *iridectomy;* a crucial incision is made into the iris, with removal of the flaps one by one. **Mule's**, for *evisceration of the eye-ball;* evisceration of the globe followed by the insertion of a silver or glass ball within the sclerotic, with the view of rendering the stump better suited to an artificial eye. **Müller's**: 1. For *cesarean section;* a modification of *Porro's operation*, whereby the whole uterus is turned out of the abdomen before it is opened. 2. For *vaginal hysterectomy;* the uterus is divided into halves longitudinally; one part is brought down at a time, and the broad ligament is ligated in sections. 3. For *retinal detachment;* resection of the sclera.

Murray's, for *ligation of the abdominal aorta;* the extra-peritoneal operation; a curved incision, with its concavity forward, and about six inchs in length, is made upon the left side of the body, from the anterior extremity of the tenth rib to a point about one inch to the inner side of the anterior superio riliac spine.

Mütter's, for *chiloplasty;* the formation of two quadrilateral flaps to fill the defect caused by removing the diseased tissue. **Myles'**, for *amputation at the hip-joint;* a stout steel skewer is thrust through the thigh from before backward, the point entering an inch below Poupart's ligament and just to the outer edge of the femoral artery; it passes to the inner side of the neck of the femur and emerges a little above the gluteal fold; an india-rubber cord is passed around the ends in a figure-of-eight. **Nall's** (*B. R.*), for *internal urethrotomy;* it is done with a special dilating urethrotome. **Nassiloff's**, for *esophagostomy;* the formation of a fistulous opening between the esophagus and the surface of the neck in cases of stricture or tumor of the former. **Neal's**, for *gastrotomy;* a parietal incision is made in a line extending from the umbilicus toward the left false ribs.

Nélaton's: 1. For *amputation through the foot;* subastragaloid disarticulation by dorsal and plantar flaps, larger on the inner than on the outer side. 2. For *enterotomy;* the abdomen is opened in the right iliac region by an incision parallel to and a little above the outer portion of Poupart's ligament; the first coil of intestine that presents is drawn into the wound. 3. For *epispadias;* it is done by reversed flaps, one being obtained from the median line of the anterior abdominal parietes, the other from the anterior surface of the scrotum. 4. For *hare-lip;* an incision is made around the upper angle of the cleft and lower edge is turned downward, so that the wound becomes diamond-shaped; the sides are then brought together and sutured. 5. For *lithotomy;* the pre-rectal method, corresponding with the bilateral operation, with the addition of a careful dissection to obtain more space between the rectum and the bulb of the urethra, to avoid wounding the latter. See *lithotomy*. 6. For the removal of a *naso-pharyngeal polypus;* it is done through the mouth, by exposing the hard palate and drilling two holes in it, so that the intervening bone can be removed. 7. For *proctotomy;* the *external* method; the left index finger is introduced as far as the stricture, and, with this as a guide, the soft parts below the stricture are divided in the median line by a blunt-pointed bistoury. 8. For *rhinoplasty;* two trapezoid flaps are taken from the cheeks, each flap being intended to form the corresponding half of the new nose. 9. For *urethroplasty;* the edges of the fistula having been pared, the surrounding skin, to the extent of about an inch, is dissected up subcutaneously, through an opening made below the fistula, is closed by sutures. 10. For *webbed fingers;* the same as *Didot's operation*.

Neuber's: a method of treating joint and bone tuberculosis, an incision is made and all fragments and tuberculous foci are removed and the cavity filled with an emulsion of iodoform and glucerol of 10 % strength. It is then sewed up with buried sutures without drainage.

Neudörfer's: 1. For *ectopia vesicæ;* a modification of *Trendelenburg's operation*, in which the sacro-iliac synchondroses are not separated, but approximation of the margins is made possible by two lateral incisions through the abdominal wall, the pubic bones are brought together by sutures. 2. For *excision of the shoulder;* it is done by a curved supra-acromial incision, the acromion being sawn through and the head of the bone thrust out. **Neugebauer's**, for *prolapsus uteri;* the same as that subsequently described by *Le Fort*, and best known by his name. **Newman's**, for *nephrorrhaphy;* in addition to stitching the kidney to the abdominal parietes, the fibrous capsule is split and separated from the surface of the kidney; the resulting adhesion thus aids in fixing the kidney. **Nicoladoni's**, for *talipes calcaneus;* in cases of paralysis of the calfmuscles, with the peroneal muscles intact, the tendo Achillis is cut and sewn to the peroneal tendons

Norton's, for *webbed fingers;* small triangular flaps are raised between the knuckles on the dorsal and palmar aspects; the webs are then cut through the bases of the flaps, which are stitched together. **Noyes'**: 1. For *blepharoplasty;* (*a*) The formation of a bucco-temporal flap, sliding the whole cheek, with the shortened lid, inward and upward. (*b*) The formation of a naso-buccal flap. 2. For *inflammatory secondary cataract;* the formation of an artificial pupil; a hole is made in the obstructing membrane with a v. Graefe knife, and this is enlarged by tearing. 3. For *entropion;* cure by a plastic operation. 4. For *staphyloma;* incision of the limbus, followed by total avulsion of the iris. 5. For *strabismus;* advancement of the elongated tendon.

Nuèl's, for *corneo-scleral rupture;* the wound in the sclera is reopened by making a section with a knife, and the surrounding conjunctiva is drawn over the opening by means of a special suture. **Nunneley's**, for *excision of the tongue;* it is done by a suprahyoid incision and the use of the écraseur. **Nussbaum's**, a method of performing *ovariotomy;* the pedicle is tied in sections with catgut and dropped into the pelvic cavity.

Oberst's, *stomatoplasty;* the defects of the mucous membrane of the cheek are covered with tissue removed from the upper or lower lip. **Obre's**, for *the radical cure of obturator hernia;* by cutting down on the sac as in other herniæ. **Odhelius's**, for *iridotomy;* the same as *Reichenbach's operation*. **O'Dwyer's**, for *intubation of the larynx;* the same as *Macewen's operation*, except that

a shorter tube of metal is introduced into the larynx. **Oettinger's,** for *trichiasis;* an incision is made in the intermarginal space, and is carried to a point above the upper border of the tarsus, so that all the skin that covers the tarsus can be displaced upward.

Ogston's (*Alexander*): 1. For *extreme flat-foot;* excision of the astragalo-scaphoid joint in a wedge-shaped piece, and the fixing of the astragalus and scaphoid together with pegs. 2. *Osteotomy* for *genu valgum;* division of the internal condyle of the femur obliquely, from before backward. 3. For *opening the frontal sinuses;* it is done by trephining in the middle line of the frontal bone. 4. For *varicocele;* subcutaneous ligation with silk; the same as *Keyes' operation.*

Ollier's: 1. For *excision of the elbow;* by lateral incisions, the main one external and "bayonet"-shaped, the internal one short and vertical 2. For *excision of joints;* the subperiosteal method, in which the whole of the periosteum of the involved district and the capsular ligament are preserved. 3. For *excision of the knee;* by *Moreau's incision* and the carrying out of the periosteal method. 4. For *excision of the scapula;* one incision along the spine, and a second along the internal border of the scapula, and the subperiosteal removal of the bone. 5. For *excision of the shoulder;* by a single anterior vertical or oblique incision and the carrying out of the periosteal method. 6. For *excision of the wrist;* the subperiosteal method by two dorsal incisions, after those made by *Bœckel* and *Lister.* 7. For *genu valgum;* section through the epiphyseal cartilage. 8. For the *removal of a naso-pharyngeal polypus;* it is done through the nose by an osteoplastic operation; the nasal bones are exposed and sawn through in the upper portion, so that the nose can be turned downward. 9. For *rhinoplasty;* two diverging incisions are commenced in the median line of the forehead and carried downward along the border of the nose; the triangular flap is then drawn downward to supply the loss of the lower part of the nose.

Olshausen's: 1. For *vaginal hysterectomy;* a modification of *Czerny's operation;* the uterus is not turned backward, but the connections are gradually separated, as traction is made on the organ; the broad ligaments are tied with rubber ligatures. 2. For *vaginal fixation;* consists in suturing the round ligaments and portion of the broad ligaments instead of the fundus of the uterus. **Orred's,** for *excision of the shoulder;* it is done by a longitudinal incision from the socket of the shoulder to the insertion of the deltoid. **Otis'** (*F. N.*), for *internal urethrotomy,* it is done with a special dilating urethrotome.

Paci's, for *dislocation of hip;* a modification of *Lorenz's operation, q. v.*

Pagenstecher's: 1. For *cataract-extraction;* extraction of the lens in the closed capsule; a scoop is inserted under the lens and gentle pressure is made on the cornea. 2. For *entropion;* division of the external canthus; stretching of the horizontal wound to a vertical one, and suture of the opposed surfaces. 3. For *iridodesis;* a modification of *Critchett's operation,* the incision being made with a broad needle or narrow knife. 4. For *obliteration of the lacrimal sac;* slitting of the canaliculi, and the introduction of zinc chloride paste into the sac. 5. For *pterygium;* separation from the cornea and sclerotic and turning back; the edges of the conjunctival wound are brought together with sutures. 6. For *ptosis;* the fibers of the occipito-frontalis are made to act on the lid. 7. For *stricture of the lacrimal duct;* the introduction of Bowman's probe No. 3; slitting of the canaliculus and sac, and the daily passage of sounds.

Paget's, for *excision of the tongue;* a modification of *Nunneleys' operation,* the tongue being made free by incision of its attachments to the floor. **Palasciano's,** for *tumor of the naso-pharynx;* an incision is made through the skin over the lacrymal sac; this is partially dissected out and a puncture is made through the lacrimal bone, thus exposing the superior meatus. **Panas':** 1. For *proctotomy;* linear proctotomy, 2. For *ptosis;* the tarsal portion of the lid i. raised by sutures and the occipito-frontalis muscle is caused to assume, to a great extents the function of the levator palpebræ

Pancoast's (*Joseph*)· 1. For *amputation at the knee-joint;* three flaps are made: a short, oval, anterior flap including the patella, and two latero-posterior flaps which join in the middle of the popliteal region. 2. For *ectopia vesicæ;* closure by means of two lateral flaps dissected up on either side of the defect, and reversed, but not superimposed. 3. For *hernia;* a method of operating by injections. 4. For *neurectomy;* the removal of the second division of the fifth nerve at its point of exit from the skull; a square-shaped flap is raised over the ramus of the jaw, and the masseter muscle is elevated; the coronoid process is then resected and the internal maxillary artery is ligated, after which the sphenomaxillary fissure is exposed by separating the two heads of the external pterygoid muscle. 5. For *rhinoplasty;* the subcutaneous division of the depressed tissues, so that they may be separated from their bony connections. 6. For *varicocele;* a modification of *Lewis's operation;* a button is introduced between the skin and the rubber.

Paré's (*A.*), for *hare-lip;* the edges are united by means of pins and figure-of-eight sutures. **Park's:** 1. For *excision of the elbow;* it is done through a posterior median incision 2. For *excision of the knee;* it is done by an anterior crucial incision, with its convexity downward. 3 For *spina bifida;* after the excision of the sac and the ligated stump is pushed back into the canal, a thin piece of sterilized celluloid, so cut that its edges can be sprung in under the bony margin, is fitted into the opening of the spinal canal. **Parker's:** 1. For the relief of *chronic cystitis* in the male; perineal cystotomy. 2. For *perityphlitic abscess;* incision. 3. *Syndesmotomy* for *talipes varus* in children; division of the "astragalo-scaphoid capsule" and the anterior and posterior tibial tendons. **Parker's** (*R. Willard*) *incision, for excision of the hip;* employed originally by Dr. Hueter, and later and independently by Parker; the incision commences on the front of the thigh half an inch below the anterior superior spine of the ilium, and runs downward and a little inward for three inches. As the knife sinks into the limb, it passes between the tensor vaginæ femoris and the rectus on the inside, until it reaches the neck of the femur.

Pasquier and Le Fort's, for *amputation through the foot;* a modification of *Pirogoff's operation;* the section of the os calcis is made horizontally.

its upper part being removed. **Passavant's:** 1. For *synechia;* breaking up of the adhesions with forceps. 2. For *staphylo-pharyngorrhaphy;* the halves of the velum are stitched to the posterior pharyngeal wall in order to shut off the nose from the mouth. **Patruban's,** for *varicocele;* excision of the dilated veins. **Paul's,** for *iliac colotomy;* the bowel is divided and the distal end invaginated as in *Senn's method;* a glass tube is tied into the proximal end of the bowel, which is fixed into the parietal wound by sutures; after three days the projecting bowel is cut away.

Péan's: 1. For *amputation at the hip-joint;* the vessels are caught as the operation proceeds. 2. For *hysterectomy for fibroid tumor;* the extra-peritoneal method; after an abdominal incision, the uterus is brought out through the wound, and the stump is transfixed with long heavy needles placed at right angles to each other; beneath these a wire is passed and made tight by means of a serre-nœud; the tumor is amputated above the needles, and the abdominal wound is closed around the stump. 3. For the removal of a *naso-pharyngeal tumor;* an incision is made from the root of the nose down the median line to the lip, through the nostril, and through the median line of the upper lip, which is completely divided; the flaps are separated; a portion of the hard palate is removed after separating the periosteum; the second bicuspid tooth is extracted and the antrum is exposed by bone-forceps. 4. For *pylorectomy;* a vertical parietal incision is made in the middle line. 5. For *vaginal hysterectomy for carcinoma;* removal of the affected *uterus per vaginam* by *morcellement,* or bit by bit.

Peaslee's, for *trachelotomy;* an incision of one or both ora uteri for stenosis by Peaslee's metrotome, followed by dilatation. **Percy's,** for *excision of the hip;* it is done by raising a flap from over the great trochanter. **Perièr's.** for *uterine inversion;* removal of the inverted uterus by the elastic ligature. **Perrin's** (*M.*), for *amputation through the foot;* subastragaloid disarticulation by the oval operation. **Peters',** for *internal urethrotomy;* a special urethrotome is used to divide the stricture from within outward. **Petersen's,** for *lithotomy;* the high operation. See *lithotomy.* **Petit's:** 1. A method of performing *amputations;* the same as *Cheselden's method.* 2. For *amputation of the fingers;* lateral flaps are cut from within outward. 3. For *hernia;* the sac is not opened. 4. For *stricture of the lacrimal sac;* incision into the sac behind the internal canthal ligament. **Pétrequin's,** for *symblepharon,* gradual strangulations by means of a thread.

Phelps' (*A. M.*): 1. For *club-foot;* a direct open incision is made through the inner and plantar surfaces of the foot. 2. For *hare-lip;* a loop is passed through the margin of the lip on either side of the cleft; the incision is curved on both sides, and a V-shaped flap is allowed to remain in the middle line, beneath the septum of the nose; the wound is closed with silk sutures. 3. For varices of the leg consists in cutting down over the varices and the application of multiple ligatures. **Physick's,** for *iridectomy;* removal of a circular piece of the iris by the cutting-forceps. **Pick's,** for *amputation at the knee-joint;* a modification of *Stephen Smith's operation* by commencing the anterior incision higher, and removing the patella.

Pirogoff's: 1. For *amputation through the foot;* an operation in which the os calcis is sawn through obliquely from above downward and forward, and the posterior portion is brought up and secured against the surface made by sawing off the lower ends of the tibia and fibula. 2. For *the radical cure of hernia;* after reduction, a bladder of gold-beater's skin is introduced into the canal through a small incision, inflated and allowed to remain. **Pitts',** for *stretching the inferior dental nerve;* the nerve is found by a vertical incision within the mouth, along the inner border of the ascending ramus, and is stretched with a blunt hook. **Platner's,** for *excision of the lacrimal sac;* incision of the anterior wall, followed by removal of the sac-wall.

Poinsot's, *cuneiform tarsotomy for talipes varus;* a T-shaped incision is made, the horizontal limb of which extends from the external malleolus to the head of the fifth metatarsal bone, while the vertical branch passes across the dorsum toward the scaphoid bone; the periosteum is similarly incised, and a wedge of bone removed. **Politzer's:** 1. Section of the anterior ligament of the malleus. 2. For *artificial aperture of the membrana tympani;* a crucial incision of the membrane is made, followed by the application of the galvano-cautery. 3. For *atrophied tympanic membrane with middle-ear catarrh;* incision of the membrane every two or three days with a paracentesis-needle.

Pollock's (*G.*). 1. For *amputation at the knee-joint;* a long anterior and a short posterior skin-flap, somewhat rectangular in outline, the patella being left. 2. For *division of the levator palati muscle;* the knife is passed through the mucous membrane of the velum in front, and to the inner side of the hamular process, and the muscle is fully divided. 3. For *hemorrhoids;* crushing them with a special clamp, and excising or cauterizing the projecting portion. **Pope's:** 1. For the *formation of an artificial pupil;* incision at the sclero-corneal margin, with excision of a portion of the iris without dividing the sphincter pupillæ. 2. For *entropion;* extirpation of the tarsus. 3. For *trichiasis;* similar to the *Arlt-Jaesche operation.*

Porro's, for *puerperal hysterectomy;* cesarean section, followed by removal of the uterus at the cervical junction, together with the ovaries and oviducts. **Porro-Müller's,** for otherwise *impossible labor;* a modification of the *Porro operation* in which the uterus is brought out of the abdomen before extracting the fetus. **Porro-Veit's,** for otherwise *impossible labor,* a modification of the *Porro operation;* the stump is ligated and dropped. **Porta's:** 1. A method of performing *embryotomy;* perforation of the thorax in the axillary region, followed by evisceration and podalic version. 2. For *varicocele;* the injection of a saturated solution of chloral. **Post's,** for *rhinoplasty;* a modification of the *Taglıacotian operation,* the flap being taken from the patient's finger.

Posadas-Bobrow's, evacuation of echinococcus cysts and closure of the cavity by suture; called *echinococcotomy.*

Pott's (*P.*), *for fistula in ano;* it consists in a simple incision. **Power's,** for *corneal leukoma;* removal of the opaque portion with a sharp punch, and transplantation of a healthy rabbit's cornea. **Pratt's,** dilatation of the lower orifices of the body, the anus and the urogenital canal, with the removal of any irritating conditions that

may be present. It is based on the belief that many chronic diseases are due to morbid conditions of these orifices. **Prévôt's,** for *rupture of the gravid uterus;* removal of the uterus by abdominal incision. **Prince's:** 1. For *pterygium;* similar to *Knapp's* modification of *Desmarre's operation.* 2. For *strabismus;* advancement of the rectus muscle. **Pritchett's,** for *internal urethrotomy;* it is done with a modification of Maisonneuve's urethrotome. **Purse-string,** for *cystocele* See *Stoltz's operation.* **Quaglino's,** for *sclerotomy;* incision of the sclera with a small knife, and the use of a small spatula to prevent prolapse, should it tend to occur.

Quénu-Mayo's. An operation for cancer of the rectum, consisting of excision of the rectum with removal of neighboring lymph-glands.

Ramdohr's, for *enterorrhaphy;* the insertion of the proximal within the distal end of the intestine, and suturing. **Ramsden's,** for *ligation of the third part of the subclavian artery;* a transverse incision three inches in length is made across the base of the posterior triangle of the neck, about one-half inch above the clavicle. **Rau's,** for the *formation of an artificial pupil;* perforation of the sclera and iris with a narrow knife, followed by iridectomy. **Ravaton's:** 1. A method of performing *amputations;* it is done by a circular incision through the soft parts of the bone, with two longitudinal cuts—one in front and the other behind—extending from the circular incision upward to the level at which the bone is to be sawn through. 2. For *amputation at the hip-joint;* disarticulation through an external racket-incision; a vertical cut is made on the outer side, and this is joined on each side by two oblique crescentic incisions which meet on the inner side of the thigh.

Récamièr's, for *extirpation of the uterus;* vaginal hysterectomy. **Reclus',** for *iliac colotomy;* a modification of *Maydl's operation,* in which the sutures are omitted. **Reeves'** (*H. A.*). 1. For *inguinal colotomy;* the usual incision is made, and sutures are passed through the gut to fasten it to the skin. 2. For *knock-knee;* a modification of *Ogston's operation,* in which an effort is made not to open the joint. **Regnoli's,** for *excision of the tongue;* an incision is made in the median line of the neck from the lower margin of the symphysis to the center of the hyoid bone, and from the upper end of this cut two lateral incisions pass outward along the lower border of the jaw to the anterior borders of the masseter muscles. **Reichenbach's,** for *iridotomy;* incision of the cornea and division of the iris from before backward.

Rehn's, for *cancer of the rectum:* A V-shaped incision is made, one leg of the V embracing the entire width of the sacrum below the third foramen, while the other passes along the left side of the sacrum and coccyx.

Reverdin's: 1. For *blepharoplasty;* removal of the cicatricial tissue, suturing of the lid to the opposite one in its normal position, and skin-grafting of the raw surface. 2. For *skin-grafting;* a point of skin is raised on an ordinary sewing-needle, and shaved off with a scalpel or scissors; the graft is then transferred to the fresh surface next to the healthy granulations. 3. For *symblepharon;* detachment of the lid and transplantation of a small flap from the cheek **Reybard's,** for *enterorrhaphy;* invagination of the upper extremity by passing two sutures through the wall and out of the lumen, and then in the lumen and through the wall of the lower extremity; traction now effects invagination, and sutures are applied. **Richard's:** 1. For *ectopia vesicæ;* the same as *Roux's operation,* following the lines of *Nélaton's operation* for epispadias. 2. For the *removal of naso-pharyngeal polypi;* an incision is made in the middle line, from the posterior border of the hard palate, forward to the alveolus; the periosteum is dissected up on either side, and as much of the hard palate as necessary is chiseled away.

Richet's: 1. For *Dupuytren's contraction,* or *contraction of the palmar fascia;* a longitudinal incision is made over the bands and transverse incisions at either extremity of the first; the flaps are dissected back, the bands cut or excised, the wound united, and the finger fixed in extension. 2. For *ectropion;* the cicatrix (situated at the outer side of the lower lid) is excised, and, after the lids have been stitched together, the gap is filled, and the operation is completed by raising and transplanting two tongue-shaped flaps. 3. For *varicocele;* cauterization of the scrotum by means of a special apparatus. **Richter's:** 1. For *iridotomy;* the same as *Reichenbach's operation.* 2. For *stricture of the lacrimal duct;* incision of the sac and dilatation of the duct by means of catgut strings.

Ricord's: 1. For *circumcision;* the prepuce is grasped with fenestrated forceps corresponding with the direction of the corona, and the forceps is slid in advance of the glans; the prepuce is cut off in front of the forceps, which are then removed and the mucous membrane is trimmed off, leaving a short stump; stitches are next applied. 2. For *varicocele;* the introduction of two double ligatures through a single opening in the scrotum, one passing above and the other below the veins; the ends of the ligatures are attached to a yoke provided with a screw, which is tightened from day to day. **Riesel's,** for the *radical cure of inguinal hernia;* the external ring is exposed by an incision; the anterior wall of the canal is split up to the internal ring; the neck of the sac is tied as high as possible; part of the anterior wall of the canal is cut away, and deep transverse sutures are then introduced.

Ries-Clarke's, for *carcinoma of the cervix of the uterus:* The celiotomic removal of the entire uterus with the broad ligaments, uterovesical ligaments, mesorectum, etc., with any involved glands.

Rigaud's, for *urethroplasty;* a quadrilateral flap with its base above is turned over the fistula, and lateral flaps are brought over the first and secured in position by sutures. **Riggs',** for the *radical cure of inguinal hernia;* a variety of seton-operation, the peculiarities of which consist in the use of a large-sized *mèche* and an ingenious stop-needle. **Rima's,** for *castration;* a U-shaped flap is cut by transfixion from the posterior wall of the scrotum. **Rizzoli's:** 1. For *ankylosis of the lower jaw;* a linear osteotomy through the mucous membrane, thus avoiding an external scar. 2. For *imperforate anus* (the rectum terminating in the vagina); an incision is made in the perineum, anteroposteriorly—if the anus is absent—followed by dissecting the rectum from the vagina, and after pulling the former down, it is stitched to the skin-incision.

Roberts' (*J. B.*), for *deflected nasal septum;* a linear incision is made with a bistoury along a prom-

inent line of the deflection, so as to enable it to be pressed into its proper position, after which a long steel pin is thrust into the septum in such a manner as to maintain this position. **Robert's** (*M. J.*): 1. *Electro-osteotomy* in knock-knee, bow-legs, and anterior tibial deformities. 2. *Cuneiform osteotomy* for hallux valgus. **Robertson's** (*A.*), for *conjunctival entropion;* a modification of *Snellen's operation,* in which the threads are passed through the conjunctiva at the bottom of the fold, between its palpebral and outer portions. **Robinson's,** for *varicose veins;* section of the veins between two ligatures. **Robson's** (*Mayo*): 1. For *ectopia vesicæ;* a modification of *Wood's operation,* in which, in female subjects, the folds of integument following the labia majora are detached and displaced upward. 2. For *spina bifida,* consists in excision of the whole or part of the sac.

Rodger's, for *ankylosis of the hip;* the cuneiform method of osteotomy. **Rogers',** for *internal urethrotomy;* it is performed with a special dilating urethrotome. **Roonhuysen's,** for *chiloplasty.* See *Horn's operation.* **Rose's:** 1. For *double hare-lip;* the central tubercle is pared in a V-shaped manner, and the lateral segments by curved incisions from above downward to the muco-cutaneous junction, and then obliquely upward and inward. 2. For *single hare-lip;* a semilunar incision is made as far as the red margin of the lip, and an oblique upward cut is made on either side to form the prolabium; the flaps are held in position by means of wire and catgut sutures 3. For the *relief of neuralgia of the fifth nerve;* removal of the Gasserian ganglion.

Rossbach's, for *tumor of the larynx;* this consists in introducing a thin knife antero-posteriorly into the median line of the larynx from without, and amputating the tumor while the operation is watched in the laryngeal mirror, held in the usual position. **Rotter's,** for *uranoplasty;* a modification of *Blasius' operation,* in which a long cutaneo-periosteal flap is taken from the forehead, passed through the unclosed hare-lip, and grafted into the cleft of the palate. **Rouge's,** for *access to the nasal cavities;* the upper lip is freed from the jaw by an incision through the mucous membrane; the cartilaginous septum and lower lateral cartilages are then detached so that the nose and lips can be raised to the necessary extent. **Rouse's,** for *proctotomy;* the making of a deep incision in the fossa beside the sphincter without severing the latter; through this incision the diseased portion of the rectum is pressed out and excised.

Routh's, for *pyosalpinx;* aspiration of the contents of the diseased Fallopian tube. **Roux's:** 1. For *amputation of the foot;* a modification of *Syme's operation,* in which the flap is made chiefly from the inner side of the foot. 2. For *chiloplasty;* after removing the diseased parts and the formation of suitable flaps, the prominent portions of the superior maxillary bones are removed to permit of better adjustment of the flaps. 3. For *ectopia vesicæ;* closure by means of flaps, one being dissected from the abdomen above, and another from the scrotum below. 4. For *excision of the elbow;* a modification of *Moreau's incision,* in which the inner line of the H is omitted. 5. For *excision of the hip;* it is done by raising a flap from over the great trochanter. 6. For *excision of the tongue;* division of the symphysis menti and removal of the entire tongue. 7. For *hysterectomy;* temporary resection of the sacrum. 8. For *ligation of the axillary artery;* the incision is made through the delto-pectoral interval. 9. For *removal of a naso-pharyngeal polypus;* it is done through the upper jaw by an osteoplastic operation, the whole jaw and malar bone with the soft parts being turned upward and outward upon the temple. 10. *Plastic;* a flap is transferred from a distant part by successive migration.

Roux-Sèdillot's, for *excision of the tongue.* See *Roux's operation.* **Rudtorffer's,** for *webbed fingers;* division of the web after a cicatricial hole has been established through it, at the root of the fingers. **Ruysch's,** for *amputation at the wrist-joint;* a semilunar incision is made over the dorsum of the hand; the articulation is opened, and the anterior flap is cut from within outward. **Rydygier's,** for *pylorectomy;* a vertical parietal incision is made a little to the right of the middle line. **Sabatier's:** 1. For *excision of the shoulder;* a V-shaped flap is raised from the deltoid region. 2. For *iridectomy;* excision through a corneal incision as in cataract-extraction. **Sæmisch's,** for *hypopyon ulcer;* the cornea is transfixed and the intervening tissue, including the base of the ulcer, is divided by cutting outward

Rupprecht's for removal of *ca cinomatous inguinal glands;* the line of incision extends from the pubic spine to the anterior superior iliac spine, the ends being joined by incisions passing below the glands. This flap is entirely removed; if necessary, the vena saphena may be ligatured.

Saint Germain's: 1. For *phimosis;* dilatation of the foreskin. 2. For *tracheotomy for stenosis of the larynx;* rapid laryngotracheotomy; the single stroke method; the larynx is fixed between the thumb and finger of the left hand, and a straight sharp-pointed bistoury is thrust through the crico-thyroid membrane. **Salmon's,** for *fistula in ano;* in cases in which there is much induration an incision from one-eight to one-fourth of an inch deep is made along the track. This is the well-known "*backcut;*" it is said to greatly promote healing. **Sänger's,** a method of performing *cesarean section;* a modification of the usual operation in which the uterus is delivered through a long abdominal incision before extraction of the fetus. **Sänger-Leopold's,** for *cesarean section;* improved suture of the uterine wound, a deep and a superficial row being introduced, two of the superficial alternating with one of the deep. **Sänger-Tait's.** See *Tait's operation.*

Salzer's: 1. Excision of the whole of the third division of the fifth nerve. 2. For *the radical cure of femoral hernia;* consists in stitching Poupart's ligaments to the pectineal fascia.

Sanson's, for *excision of the knee;* similar to *Textor's operation.* **Sauter's,** for *colpo-hysterectomy;* vaginal hysterectomy, the ovaries and tubes being left *in situ.* **Sauter-Recamier,** for *hysterectomy;* the same as *Sauter's operation.* **Sayre's:** 1. For *ankylosis of the hip;* section of the femur above the lesser trochanter, with removal of a semicircular piece of bone and rounding of the upper shaft-end so as to facilitate the formation of a false joint. 2. For *excision of the hip-joint;* the subperiosteal method; the incision is made down to the bone, the periosteum is peeled off and the bone is divided above the trochanter minor. 3. *Inter-*

trochanteric osteotomy for the *formation of a false joint in akylosis;* removal of a disc of bone from between the trochanters, having its upper surface convex and its lower surface flat.

Scarpa's: 1. For *iridodialysis;* a needle is plunged through the sclerotica, the point passed through the superior internal border of the iris from behind forward, and with a see-saw motion the iris is detached in one-third of its circumference. 2. For *ligation of the femoral artery;* it is done at the middle of Scarpa's triangle. 3. For *stricture of the lacrimal duct;* incision of the anterior wall of the sac and the introduction of a leaden style into the duct. **Schaefer's,** a method of *arterial transfusion;* the dorsalis pedis artery is exposed in each subject and the distal ends are ligated; glass cannulæ attached to rubber tubing are then tied into the arteries, both ends being directed toward the heart. **Schauta's,** for *cancer of cervix;* vaginal hysterectomy **Schauta-Wertheim's,** see *Wertheim-Schauta's.* **Schede's:** 1. For *carcinoma of the rectum;* a modification of *Kraske's operation* in which the free edge of the peritoneum is secured to the serous surface of the gut; a preliminary inguinal colotomy is performed to avoid the fecal fistula and protracted healing. 2. For *genu valgum;* osteëctomy of the tibia and a linear complex osteotomy of the fibula 3. Resection of part of thorax in chronic empyema.

Schiassi's, the establishment of a collateral circulation for the portal system by an omental anastomosis.

Schmalz's, for *stricture of the lacrimal duct;* the introduction of a thread through the sac, and as far into the duct as possible **Schmidt's,** for *iridodialysis;* the same as *Scarpa's operation.* **Schmitz's,** for *genu valgum;* the same as *Ogston's operation,* except that it is done through a larger wound. **Schönbein's,** for *staphyloplasty;* a flap of mucous membrane is taken from the posterior pharyngeal wall and is stitched to the velum in order to shut off the nose from the mouth. **Schramm's,** for *carcinoma of the cervix uteri;* the injection of antiseptic fluids directly into the carcinomatous tissues; he employs a solution of corrosive sublimate.

Schroeder's: 1. *Colporrhaphy;* the removal of a single long and broad strip of the vaginal wall and the approximation of the cut edges by sutures. 2. *Hysterectomy;* celiotomy and removal of the entire body of the uterus, with intra-peritoneal treatment of the pedicle. 3. *Trachelorrhaphy;* the whole of the erosion is exsected, and stitches introduced. **Schroeder and Löhlein's,** for *pruritus vulvæ;* excision of the diseased skin. **Schücking's,** for *prolapse of the uterus;* vaginal hysteropexy by means of a special needle, the thread being passed through the uterine cavity, out at the fundus, and through the anterior vaginal vault; the two ends are tied together and allowed to slough out. **Schueller's,** for *entropion;* two elliptic skin-incisions are made, united at their ends, and the distal margins are sutured together, over the included portion of attached skin. **Schultze's,** for *retrodisplacements of the uterus;* it consists in carefully tearing the adhesions from the uterine surface while replacing the uterus.

Schwalbe's, for *reducible hernia;* it consists in the subcutaneous injection of alcohol (from 20 to 70%), by means of a Pravaz syringe, into the ring as near as possible to the hernial sac; the amount injected is two or three Gm.; these injections are repeated in from four to fourteen days, according to the sensitiveness of the patient and the amount of reaction; they are then omitted, and recommenced after a pause of from eight to fourteen days; the ring eventually closed by fibrous thickening and contraction; the duration of treatment varies from one month to two-and-a-half years or more.

Schwartze's, for *mastoid and middle-ear disease;* opening of the mastoid cells by the use of the hammer and chisel. **Schweigger's,** for *advancement of a rectus muscle;* the muscle is transfixed by catgut sutures, a portion of the tendon is removed and the ends are approximated by passing the sutures that have been placed in the muscle. **Scoutetten's:** 1. A *method of performing amputation;* the oval operation in which a single flap is made on one side of the limb to be received into a corresponding space on the opposite side. 2. For *amputation at the hip-joint;* disarticulation by the modified oval method, with the summit of the incision on the outer side.

Sédillot's: 1. A *method of performing amputation;* the combination of the flap and circular methods; the superficial flaps are formed from within outward, and the deep muscles are divided circularly. 2. For *amputation at the ankle-joint;* this method resembles *Syme's operation,* except that the flap is made from the inner and plantar surfaces of the foot and ankle. 3. For *amputation of the leg;* it is done at the "place of election" by a large external flap cut by transfixion. 4. For *amputation of the thigh;* it is done by a single long anterior flap, the structures at the back of the limb being divided to the bone by one transverse incision. 5. *Chiloplasty* for *restoration of the lower lip;* vertical flaps are taken from either cheek, and brought together in the median line, to form the lip. 6. *Chiloplasty* for *restoration of the upper lip;* the formation of quadrangular flaps extending below the level of the mouth and attached above; it is the reverse of *Dieffenbach's operation.* 7. For *double hare-lip;* flaps consisting of the outer margins of the clefts are turned down to form the red border of the completed lip, and are united in the middle line, oblique incisions being made upward and outward to free the outer segments; the central tubercle is then pared, and the raw surfaces are brought together. 8. For *excision of the hip;* it is done by raising a flap from over the great trochanter 9. For *excision of the knee;* it is done by two lateral vertical incisions. 10. For *excision of the tongue;* a modification of *Roux's operation, q. v.* 11. For *gastrostomy;* a transverse incision is made below the xiphoid cartilage. 12. For *ligation of the innominate artery;* an incision is made between the heads of the sternomastoid muscle. 13. For the *removal of a nasopharyngeal polyp;* a linear incision is made through the soft palate, and extended as far uo on the hard palate as the palato-maxillary suture; by means of the periosteal elevator, the palatal processes are denuded first on the oval surfaces, then on the nasal; the horizontal plate of the palatal bone is then exsected by scissors or forceps, and the edges of the wound are to be united by sutures. 14. For *staphylorraphy;* liberating incisions are made on each side of the suture. 15. For *strabotomy;* an incision is made over the body of the muscle; when the latter is completely

exposed, the hook is inserted and division made with the scissors.

Semon's (*Felix*), for *adenoid vegetations of the naso-pharynx;* scraping with Gottstein's curet while the patient's head is hanging over the edge of the table, to prevent the blood and fragments from entering the air-passages. **Senn's** (*N.*): 1. For *amputation at the hip-joint;* by means of a skewer as in *Myles' operation.* 2. For *gastroenterostomy;* it is done with the use of perforated bone-plates, as in Senn's operation for intestinal anastomosis. 3. For *intestinal anastomosis;* the diseased tissue is excised and the ends of the bowel entirely and permanently closed, the continuity of the canal being restored by means of "intestinal anastomosis by lateral approximation" with the use of bone-plates. 4. For *pancreatic cyst;* two stages: (1) the bottom of the wound is packed over the cyst-wall with iodoform-gauze; (2) the cyst is opened after six or eight days. 5. For *suture of the intestine;* a modification of *Jobert's operation,* in which a soft, pliable rubber ring, made of a rubber band transformed into a ring by fastening the ends together with catgut sutures, is placed within the upper segment of the bowel; the sutures in transfixing the bowel pass through the upper portion of the ring. 6. *Method of gastrotomy;* consists in forming an automatic valve from the stomach-wall by constricting a cone near its apex with pure-string suture, and after incising the apex inverting it into the stomach and securing it there by Lembert suture.

Serres': 1. For *blepharoplasty;* the same as *Knapp's operation.* 2. For *restoration of the angle of the mouth;* two triangles are so fashioned that their bases meet at the site of the new angle of the mouth. **Sexton's,** for *otorrhea;* it consists in the removal of any traces of the membrana flaccida, of the membrana vibrans and the malleus and incus, if present, and of the granulation and carious tissues. **Sharp's,** for *iridotomy;* the same as *Cheselden's operation,* except that the needle is introduced through the cornea. **Sharpe's,** a *method of performing amputations;* the same as *Soupart's operation.* **Shield's,** for *mastoid disease;* consists in raising a flap of skin behind the auricle, removing the diseased bone and caseous areas, and finally pressing down the flap of skin into the cavity. **Sigault's,** for otherwise *impossible labor;* pubic symphysiotomy. **Signorini's,** for the *radical cure of hernia;* similar to *Gerdy's operation,* except that a female catheter takes the place of the finger, and three pins are used instead of sutures.

Simon's (*J.*): 1. For *ectopia vesicæ;* communication between the bladder and the bowel is effected by means of threads passed from the ureters into the rectum. 2. For *elongation of the vaginal portion of the cervix;* it consists in the removal of a wedge-shaped section of the elongated cervix, the apex of which extends high up into the cervical wall, while the base is formed by the lower portion of the lips. 3. For *exploration of the rectum and adjacent parts;* it consists in introducing the hand or the hand and arm of the operator into the bowel. 4. For *laceration of the perineum;* the edges are freshened; then sutures are first passed so as to include all the denuded rectal mucous membrane; each suture commences and ends in the rectum, and is tied as soon as passed; the wound is then closed as usual. 5. For *uretero-vaginal fistula;* an opening is made into the bladder where the ureter empties into the vagina; through this opening a sound is passed from the bladder into the ureter; the uretero-vaginal wall is slit up from the bladder on the sound; the margins of the wound are daily separated by a sound until cicatrization has taken place; the vaginal fistula is closed at a second operation. 6. For *vesico-vaginal fistula;* adaptation of the pared margins, the mucous membrane of the bladder being included in the abrasion; the stationary catheter is not retained afterward.

Simpson's (*Sir. J.*): 1. For *oöphorectomy;* acupressure is applied to the pedicle inside of the abdominal wall. 2. For *stenosis of the cervix uteri;* bilateral incisions through the whole length of the cervical canal. **Sims'** (*Marion*): 1. For *anteflexion of the uterus;* incision of the posterior lip of the cervix in the median line up to the point of flexion, to permit of communication between the upper portion of the uterine canal and the posterior vaginal fornix, so that the discharges may escape the curve of flexure. 2. For *cholecystotomy;* the gall-bladder is stitched to the abdominal wound and a permanent fistula is established. 3. For *colporrhaphy;* denudation of a V-shaped surface on the anterior wall of the vagina and apposition of its arms by sutures. 4. For *lithotomy (in the female);* the parts are exposed as for the operation for vesico-vaginal fistula; a curved director is passed through the urethra into the bladder, and made to project on the anterior vaginal wall; this is cut down upon, and the stone extracted; the opening is not to be closed. 5. For *supra-vaginal elongation of the cervix;* the cervix is amputated with scissors, and the mucous membrane is drawn over the stump and united with four stitches. 6. For *trachelotomy;* division of the cervix on either side up to the vaginal junction, and division of the cervical canal as high as the internal os; if the cervix is flexed, the lip on the convex side is divided, and the canal is enlarged as before. 7. For *vesico-vaginal fistula;* coaptation of the pared margins, the abrasion not including the vesical surface; retention of a catheter afterward.

Sinclair's, for *diseased Fallopian tubes;* free incision *per vaginam,* and subsequent washing out of the empty tubes. **Skene's** (*A. J. C.*), for *anteflexion of the uterus with imperfect invagination of the cervix into the vagina;* transverse division of the anterior vaginal wall after the anterior column of the vagina has been put on the stretch by drawing the cervix backward toward the hollow of the sacrum; the upper and lower edges of the incision are drawn apart by stretching the incised portion, and sutures are introduced from the sides, transforming the transverse incision into a longitudinal incision. **Skey's:** 1. For *tarso-metatarsal amputation;* disarticulation through the outer three and inner joints, the base of the second metatarsal bone being sawn through. 2. For *rhinoplasty;* two lateral flaps made from the side of the nose upon the cheek are brought into the mesial line.

Skutsch's, for *salpingostomy;* after ascertaining by aspiration the nature of the contents of a tube which has been converted into a serous cyst, an oval piece about half an inch wide is excised from the abdominal end, and the mucous and serous surfaces are united with silk sutures around the opening; the new ampulla should be sutured to the ovary. **Smith's** (*Greig*):

1. For *ectopia vesicæ;* a modification of *Wood's operation* in which the flaps are made larger. 2. For *extreme intestinal obstruction;* an artificial anus is made, and the intestine is patiently milked to squeeze out the feces. 3. For *removal of the uterine appendages;* it is done by abdominal incision. **Smith's** (*G. K.*), for *internal urethrotomy;* it is done with a special dilating urethrotome.

Smith's (*H.*), for *hemorrhoids;* crushing by means of a clamp, and applying the Paquelin cautery to the stump after cutting away the projecting part. **Smith's** (*N.*) 1. For *amputation at the knee-joint;* it is done by a large anterior and a smaller posterior skin-flap. 2. A *method of performing ovariotomy;* the arteries of the pedicle are tied separately and the ligatures (strips cut from a kid-glove) are cut short, the pedicle being dropped inside. **Smith's** (*S.*). 1. For *amputation through the knee-joint;* it is done by "lateral hooded skin-flaps," the incision commencing in front about one inch below the tubercle of the tibia, and being carried up to the center of the articulation behind, the patella being preserved. 2. *Osteotomy;* two partial sections of the femur are made just below the trochanter minor, one anteriorly, the other posteriorly; the bone is then fractured. **Smith's** (*T.*). 1. For *double harelip;* the outer segments are pared and the parings removed; the prolabial flaps are then turned down from the sides of the central tubercle. 2. For *uranoplasty;* the utilization of the mucous membrane covering the vomer as a means of bridging the cleft.

Smyth's, for *ligation of the vertebral artery;* the incision is commenced at the clavicle, and is carried upward along the posterior border of the sterno-mastoid muscle for three inches; the process of the sixth cervical vertebra is sought for as a guide.

Snellen's: 1. For *conjunctival ectropion;* traction is exerted on the contracted conjunctiva so that it becomes permanently inverted, the sutures being passed through the highest part of the everted mucous membrane. 2. For *ectropion;* two needles on the same thread are passed parallel to each other some distance apart, from the summit of the everted conjunctiva beneath the skin and out about the margin of the orbit; the two ends are then tied over a roll of gauze. 3. For *entropion;* a modification of *Streatfield's operation,* in which, after grooving the tarsus throughout its whole extent, sutures are used to effect the desired result. 4. For *strabotomy;* a horizontal incision is made in the conjunctiva over the middle of the tendon; the tendon is then seized with forceps, and a snip is made into it with the scissors; the upper portion of the tendon is divided first, then the lower portion. 5. For *trichiasis;* a loop of thread is passed, by means of a needle, in the free margin of the lid as near as possible to the offending hair; the hair is caught in the loop and drawn through the needle-tract.

Socin's: 1. For the *radical cure of inguinal hernia;* ligature and excision of the sac. 2. For the *removal of tumors of the thyroid gland;* incision through the normal gland-structure and enucleation of the neoplasm. **Sonnenburg's:** 1. For *ectopia vesicæ;* the bladder is extirpated and the ureters united to the dorsal groove of the penis. 2. For *resection of the bladder;* a supra-pubic operation with removal of a tumor involving the anterior wall of the bladder; the bladder-wound is closed by stitching the peritoneum over it. 3. Removal of inferior maxillary nerve by an incision beneath the angle of the jaw. **Sotteau's,** for the *radical cure of inguinal hernia;* a double invagination of the scrotum is made to fill the canal. **Soupart's,** for *amputation at the elbow-joint;* an elliptic amputation, with the highest point of the ellipse in front, the flap being taken from behind. **Spanton's:** 1. For *fixity of the lower jaw;* subcutaneous division of the adhesions between the condyle and the glenoid cavity. 2. For the *radical cure of inguinal hernia;* the *subcutaneous method;* after reduction of the rupture a small incision is made over the fundus of the sac and the pillars of the ring are closed with the screw-instrument.

Spence's: 1. For *amputation at the shoulder-joint;* this resembles *Larrey's operation,* except that the longitudinal incision is made on the inner aspect of the arm. 2. For *amputation of the thigh;* it is done by long anterior and short posterior flaps, the latter being cut from without inward, and commenced two inches below the base of the anterior flap. **Sperino's,** for *cataract;* repeated paracentesis of the aqueous humor. **Spiegelberg's,** for *prolapse of the uterus, with marked cystocele;* the middle of the lower portion of the anterior vaginal wall is united to the middle of the upper portion of the posterior wall, after each has been denuded, in addition to the repair of the perineum. **Squire's,** for *port-wine marks;* multiple parallel incisions. **Stacke's,** for *middle-ear disease;* incision through the skin, circumscribing the auricle posteriorly; the membranous meatus is shelled out of the osseous canal; the median upper part of the bony meatus is cut away and the exposed malleus and incus removed; the superior wall is then chiseled to near the drum-insertion; then the posterior wall of the meatus is cut away; thus the attic, tympanum, antrum, and meatus are converted into one large cavity.

Stearns', for *internal urethrotomy;* it is done with a special dilating urethrotome. **Steele's,** for *deviated nasal septum;* a modification of *Blandin's operation, q. v.* **Stellwag's:** 1. *Canthoplasty;* an oblique blepharotomy or sphincterotomy. 2. For *cataract-extraction;* a corneal flap-extraction. 3. For *trichiasis;* re-attaching the raw surface of the tarsus to the ablated zone of hair-follicles, so that the border that bears the cilia looks upward and that which has the raw surface looks downward. **Stevens',** for *ligation of the internal iliac artery;* an incision about five inches long is made parallel with the deep epigastric artery and nearly ½ inch on the outer side of it. **Stevens'** (*G. T.*), for *muscular asthenopia;* partial or graduated tenotomy of one of the ocular muscles. **Stilling's:** 1. *Ovariotomy;* the cautery is applied to the pedicle, which should be stitched in the parietal wound. 2. For *stricture of the nasal duct;* internal incision. **Stillman's,** for *hemorrhoids;* the patient is placed in the knee-chest position and each mass is reduced by manipulation as for hernia, after which a pie-bougie is introduced.

Steinach's, ligation of the vas deferens for the alleged purpose of rejuvenating the patient.

Stimson's, for *fracture of the patella;* four small punctures are made deeply through the skin at the margin of the patella, at equal distances from it, ·O:. A half-curved Hagedorn needle armed with a heavy silk suture is carried in one lower incision, through the ligamentum patellæ, and

out the opposite incision, reëntered at the point of exit and brought out at the upper incision on the same side, inserted again at the same point, made to transfix the quadriceps tendon and emerge at the other upper incision, introduced again at the same point and brought out at the place of starting. The fragments are held together by strong tenacula and the sutures tied tightly and the ends cut short; the incisions are then closed. **Stokes'** (*Sir W.*): 1. For *amputation above the knee;* the same as *Gritti's operation*, except that section of the femur is made above the condyles. 2. For *exision of the tongue;* a modification of *Jaeger's operation*. 3. For *flat-foot;* by removing a wedge-shaped piece of bone from the head and neck of the astragalus. 4. For *single hare-lip;* the prolabium is formed by tissue from both sides of the cleft by means of incisions skirting the red margin; the upper part of the cleft is completely pared and the partially dissected flaps turned back, while the edges of the skin are brought together and the prolabial flaps drawn downward and outward.

Stoltz's, for *cystocele;* it is also called the *purse-string* and *tobacco-pouch* operation; denuding a circular patch on the anterior vaginal wall, and running a suture around the margin and tying.

Story's for *entropion and trichiasis;* the insertion of a piece of mucosa which entirely and permanently removes the cilia from contact with the cornea. **Streatfeild's:** 1. For *atresia of the punctum lacrymale;* slitting of the canaliculus. 2. For *cataract-extraction,* it is made with a Sichel's knife without counter-puncture, the wound being enlarged by a sawing motion. 3. For *entropion;* removal of a wedge-shaped strip from the tarsal-cartilage. 4. For *synechia;* the same as *Passavant's operation,* except that a cutting-hook is used in place of forceps. **Streatfeild-Snellen's,** for *entropion;* like *Streatfeild's operation,* except that the groove in the tarsus is made higher up. **Strohmeyer's,** for *strabotomy;* an incision is made with a cataract-knife in the line of the tendon; the probe is then passed beneath the muscle and the latter is divided with scissors or knife. **Sutton's** (*R. S.*), for *trachelorrhaphy;* the denudation removes a large amount of diseased tissue, and the patency of the canal is maintained.

Syme's (*J.*): 1. A method of performing *amputations;* the oval tegumentary flap operation; a modification of the mixed amputation. 2. For *amputation at the ankle-joint,* a single plantar flap is made, from which the os calcis is dissected out, after disarticulation has been accomplished; the malleoli and lower end of the tibia are then removed. 3. For *amputation of the thigh;* a modification of the *circular amputation,* in which retraction of the skin is aided by two lateral cuts after the usual circular incision has been made. 4. For *excision of the elbow;* the same as *Moreau's operation.* 5. For *excision of the shoulder;* a large posterior flap is taken from the deltoid region. 6. For *excision of the tongue;* a modification of *Roux's operation, q. v.* 7. For *external urethrotomy;* the stricture is divided through the perineum upon a grooved director. 8. For *restoration of the lower lip;* two large lateral flaps are dissected from the chin and sides of the face and brought together in the middle line. 9. For *rhinoplasty;* two flaps from the cheeks, with a conjoint pedicle at the root of the nose, are united in the middle line. **Szokalski's,** for *pterygium;* it is removed by means of a thread, armed with two needles, so that the growth is strangulated at each end and *en masse* between.

Szymanowski's: 1. For the *closure of an artificial anus;* it is done by means of a flap of integument without any sacrifice of the intestinal wall. 2. For *blepharoplasty;* a modification of the cantho-temporal and temporo-genal incisions, the former running obliquely upward and outward and the latter obliquely downward and inward. 3. For *ectropion of the lower lid;* excision of a triangular piece of skin at the external canthus, removal of a part of the ciliary margin, and suture of the lid in the proper position. 4 For *hypospadias;* a straight incision is made near one edge of the fistula, and the skin is dissected loose; on the opposite side of the fistula, a curved flap is raised, and after the epidermis is scraped off, the flap is turned under the first one and secured by sutures. 5. For *restoration of the upper lip;* lateral flaps of the full breadth of the lip are cut from the cheek on each side, and their inner extremities are brought together in the median line. 6. For *urethral fistula;* a flap is dissected up on either side of the fistula, and one is slid under the other, the under one having the epidermis removed, except at the point that will lie over the fistula

Tagliacozzi's, for *rhinoplasty;* the forming of a new nose from a flap from the arm secured in place, and left attached to the arm until union has occurred. **Tait's** (*Lawson*): 1 For *hepatotomy* for *hydatid cyst;* it is performed in one stage and involves opening of the abdominal cavity, incision and evacuation of the cyst, and the suturing together of the margins of the hepatic and parietal wounds. 2. For *lacerated perineum;* the *flap-splitting operation;* the recto-vaginal septum is split transversely and from the extremities of this incision two lateral incisions are made, running up toward the lower terminus of each nympha and down to a little above the anal orifice; these two flaps are dissected up; the upper one is drawn toward the urethra, the lower one down toward the anus; sutures are passed laterally and the edges are brought together. 3. For *oophorectomy;* the same as *Battey's operation,* with inclusion of the Fallopian tube. 4. For *oophorectomy;* the pedicle is secured with a silk ligature and the "*Staffordshire knot.*" See *Knot.* **Tate's,** for *uterine inversion,* **similar** to *Watts' operation* except that one finger is also passed into the bladder to act in conjunction with the fingers in the rectum.

Talma's, suture of the omentum to the abdominal wall for relief of ascites due to cirrhosis of the liver.

Tausinis's, for *hepatotomy;* the cyst is dissected out, and the wound in the liver is closed by a double series of catgut and silk ligatures. **Taylor's:** 1 For *cataract-extraction;* the incision is made with a broad needle, the capsule is lacerated and an artificial pupil is made, through which the lens is extracted. 2. For *genu valgum due to femoral curving;* section of the shaft of the femur on the outer side, a short distance above the joint. **Teale's:** 1. For *amputation of the arm;* the long flap is placed upon the antero-external aspect of the arm; the brachial artery and the median and ulnar

nerves are divided with the posterior flap. 2. For *amputation of the leg;* a rectangular-flap operation, in which a long anterior and a short posterior flap are made, each consisting of both integument and muscle; the length of the anterior flap is equal to half the circumference of the limb, and the posterior flap is one-quarter of the length. 3. For *amputation of the thigh;* the same procedure as in *Teale's amputation* of the leg. 4. For *cataract-extraction;* removal of a soft cataract by suction. 5. For *lacrymal stricture;* slitting of the lower canaliculus and introduction of different sized olive-pointed probes. 6. For *symblepharon;* two flaps of the bulbar conjunctiva are taken from either side, one of which is used for covering the inner surface of the lid, while the other serves as a covering for the eye.

Teevan's, for *internal urethrotomy;* it is done with a modification of *Maisonneuve's* urethrotome.

Terrillon's, for *hepatotomy* for *hydatid cyst;* the portion of the liver containing the cysts is removed by means of an elastic ligature applied after the performance of celiotomy.

Textor's, for *excision of the knee;* it is done by a curved transverse anterior incision, with its convexity downward.

Theobald's, for *subconjunctival strabotomy;* it is performed after *Critchett's method,* a "crochet-hook" being used instead of the ordinary blunt one, to prevent the tendon slipping off.

Thiersch's: 1. For *ectopia vesicæ;* closure by means of two large lateral flaps, one to cover the lower half of the defect, and the other the upper half. 2. For *rhinoplasty;* two lateral flaps from the cheeks are turned over to meet in the middle line, their raw surface being turned out; a flap from the forehead is then brought down and covers all. 3. For *skin-grafting;* the graft is made by a to-and-fro motion with a razor, shaving off as long and as broad a section of the upper layers of the skin as is desired. 4 For *epispadias;* the formation of a meatus and urethra by dissection of various flaps, the entire treatment covering a period of several months. 5. For *uranoplasty;* the alveolar process is chiseled away and a flap consisting of the whole thickness of the cheek is turned in to close the hole in the hard palate.

Thomas's (*T. G.*) 1. For *hysterectomy;* celiotomy with the use of the clamp and the charring of the end of the pedicle with the glavano-cautery. 2. For *laparo-elytrotomy;* removal of the fetus through incisions in the abdominal wall and in the vagina, without opening the peritoneum or wounding the uterus.

Thompson's (*Sir H.*): 1. For *cystitis due to hypertrophied prostate;* the establishment of a permanent vesical fistula over the pubes. 2. For *internal urethrotomy;* it is done with Thompson's modification of Civiale's urethrotome. 3. For *vesical tumor;* the removal by a median perineal cystotomy, with the use of Thompson's special forceps.

Tiffany's, for *union of tendon and flap;* in amputation of fingers at the joint between the first and second phalanges, the stitch that unites the skin is passed through the tendon and its sheath.

Tillaux's, for *cholecystenterostomy;* it is performed in three stages: (1) the gall-bladder is fixed by sutures to a loop of the jejunum and a biliary fistula is established by uniting the margins of an opening made in the gall-bladder to the parietal wound; (2) after about nine days an artificial communication is established between the bowel and the gall-bladder through the fistula; (3) eighteen days later the biliary fistula is closed by a plastic operation.

Toti's, *dacryocystorhinostomy, q. v.*

Travers', for *cataract-extraction;* the capsule is divided and the lens is displaced into the anterior chamber; it is then removed through a small corneal incision.

Travignot's, for *amputation of the leg;* it is done by a large posterior flap and a short anterior one.

Trélat's: 1. For *Dupuytren's contraction;* division of the attachments between the skin and fibrous bands, followed by division of the bands themselves. 2. For *internal urethrotomy;* a special urethrotome is used and the stricture is cut both ways.

Trendelenburg's: 1. For *ectopia vesicæ;* narrowing of the defective area by approximating the two innominate bones, after division of the sacro-iliac synchondrosis on either side. 2. For *flat-foot;* supra-malleolar osteotomy. 3. For *staphyloplasty;* the same as *Schonbein's operation.*

Treves' (*F.*) 1. for *spinal abscess;* a vertical incision, two and a half inches in length, is made in the loin, midway between the last rib and the crest of the ilium, the incision to be parallel with the vertebral side of the outer border of the erector spinæ muscle. 2. For *ununited fracture of short bones;* the fragments are held in position with a pair of modified *Malgaigne's* hooks. 3. For *varicocele;* exposure of the veins, the application of two ligatures and excision of the included portion.

Treves' (*W. K.*), for *excision of the knee,* it is done by two vertical lateral incisions.

Tripier's: 1. For *amputation through the foot;* a modification of *Chopart's operation* in which the os calcis is sawn through horizontally at the level of the sustentaculum tali and its lower portion is removed. 2. For *blepharoplasty;* a flap is taken from the upper lid to close a deficiency in the lower lid.

Valette's: 1. For the *radical cure of hernia;* an attempt is made to close the canal by causing an eschar by means of Vienna paste. 2 For the *removal of a naso-pharyngeal tumor;* by an operation similar to those of *Berard* and *Hugier,* but of less extent; the anterior and inner wall of the maxillary sinus is removed, and the sinus is thus opened into the nasal cavity.

Van Best's, for the *radical cure of hernia;* subcutaneous suturing of the inguinal rings.

Van Buren's, for *prolapsus ani;* a linear cauterization of the mucosa with the Paquelin cautery.

Van Hook's, ureteroureterostomy.

Van Millingen's: 1. For *entropion;* the mucosa is transplanted into the wound made by an incision at the lid-margin. 2. For *trichiasis;* the covering of the wound made in *Arlt's operation* by mucosa from the patient's lips or from the conjunctiva of a rabbit, instead of with skin.

Veit's: 1. A method of performing *embryotomy;* evisceration followed by simultaneous traction on an arm and the breech, the fetus being delivered doubled up. 2. For otherwise *impossible labor;* the same as *Porro-Veit's operation.*

Veitch's, for *amputation at the hip-joint;* the same as *Esmarch's operation.*

Velpeau's: 1. For *excision of the upper jaw;* an incision is commenced at the angle of the mouth and is carried in a curved direction, through the cheek to end over the center of the malar bone. 2. For *excision of the wrist;* by raising a dorsal flap. 3. For *iridotomy;* a long double-edged

knife transfixes the cornea, passes through the iris to the posterior chamber and back to the anterior chamber, through the cornea again, and a flap is cut; this leaves a triangular opening in the iris. 4. For *preternatural anus;* removal of the adventitious tissue around the preternatural anus, and suturing of the wound.

Vermale's: 1. A method of *performing amputation;* the ordinary double-flap operation, the flaps being cut by transfixion whenever possible. 2. For *amputation of the arm;* by lateral flaps marked out by a skin-incision, the remaining soft parts being divided by transfixion; the inner flap is cut the longer. 3. For *amputation of the thigh;* by lateral flaps of the same size and including all the soft parts down to the bone; both flaps are cut by transfixion.

Verneuil's: 1. For *amputation through the foot;* subastragaloid disarticulation, the incision commencing over the outer tuberosity of the os calcis and being carried forward to and over the dorsum of the foot, just behind the base of the metatarsal bones and finally sweeping across the sole to the point of commencement 2. For *iliac colotomy;* a nearly vertical incision is made, and a knuckle of gut is transfixed and kept in place by two needles which lie on the parietes; the exposed bowel is then stitched to the margins of the parietal wound and the protruding knuckle is excised. 3. For *proctotomy;* the rectum is first divided into lateral halves with the écraseur, and the subsequent dissection is done with the galvanocautery knife. 4. For *rhinoplasty;* two flaps from the cheeks and forehead are superimposed to secure elevation of the sunken nose. 5. For *stricture of the rectum;* the same as *Lenis's operation,* except that a posterior incision only is made

Vidal's (*de Cassis*)*:* 1. For *gastrotomy,* the parietal incision is made in the middle line. 2. For *varicocele;* subcutaneous constriction of the veins by means of wire ligatures. **Der Villard's** (*Carron*)*:* 1. For *ectropion;* shortening of the skin of the lid in a transverse direction. 2. For *iridotomy;* the same as *Maunoir's operation.* **Vitrac's,** see *ectokelostomy.* **Voillemiér's,** for *internal urethrotomy;* it is done with a modification of *Maisonneuve's* urethrotome.

Volkmann's: 1. For *amputation of the hip-joint;* the same as *Esmarch's operation.* 2. For *excision of the rectum;* (*a*) *For a circumscribed growth;* dilate the anus; pull down the diseased portion; remove by incision; suture. (*b*) *For disease involving the circumference of the bowel, but not the anus;* divide the anus forward in the perineum and backward to the coccyx; remove the growth by a knife or scissors, and the fingers, and stitch the healthy mucosa together; deep drainage; suture. (*c*) *For disease involving the circumference of the bowel, and part or all of the anus;* make the anterior and posterior incisions as directed; then carry a circular incision around the sphincter, and dissect out the growth; the healthy mucosa is stitched to the skin-border; drainage; suture. 3. *Hepatotomy for hydatid cyst;* it is performed in two stages; in the first, adhesion is secured between the parietal peritoneum and the hepatic peritoneum over the seat of puncture; the second stage consists in incising the adherent cyst after some days. 4. For *hydrocele;* by a free incision in the tunica vaginalis and stitching the serous membrane to the skin. 5. For *lupus;* erasion with a curet.

Voronoff's: grafting the testicles of young adult chimpanzees into old men. Rejuvenation.

von Walther's, for *tarsorrhaphy;* paring of the borders of the upper and lower lids adjoining the external angle and securing the denuded surfaces together. **Waldau's,** for *cataract-extraction;* this differs from the linear method, of *v. Graefe* only in the smaller incision (less than ¼ of the circumference of the cornea) and in the use of a special scoop to remove the lens. **Walsham and Willett's,** for *talipes calcaneus;* oblique division of the tendo Achillis from above downward and from before backward, and slipping of the ends past each other and suturing. **Walton's,** for *lacrimal stricture;* slitting of the upper canaliculus into the sac, and the introduction of pure silver pins.

Wardrop's: 1. For *aneurysm;* ligation of a main branch of the artery distal to the aneurysm, leaving a circulation, however, through another branch. 2. For *entropion;* ligation of a small portion of the skin by a suture passed beneath. **Warlomont's:** 1. For *cataract-extraction;* a modification of the *Graefe* incision. 2. For *trichiasis;* the portion of lid in which the cilia are implanted is detached, shifted upward, and fixed upon the tarsus. **Warren's** (*M.*)*:* 1. For *excision of the upper jaw;* the same as *Velpeau's operation.* 2 For the *radical cure of hernia;* the tissues of the inguinal rings are injected, by means of a syringe, with a mixture composed of the fluid extract of white oak, reduced to a syrupy consistence, and sulphuric ether and morphine. 3. *Uranoplasty;* the mucous membrane is dissected up and the soft palate is freed by dividing the posterior pillars, and then sutured in the middle line. **Waterman's,** for removal of a *naso-pharyngeal tumor;* similar to *Cheever's operation,* except that the hard palate is not fractured, but acts as a hinge to the disarticulated superior maxilla, as in Cheever's double operation.

Watkin's, for *prolapse and procidentia of uterus;* the bladder is separated from the anterior wall of the uterus.

Watson's (*E.*), for *amputation through the foot;* a modification of *Pirogoff's operation,* in which the posterior part of the os calcis is sawn off and the cut is extended up behind the ankle-joint; the tibia and fibula are then sawn through from before backward and downward **Watson's** (*P. H.*)*:* 1. For *tarsectomy;* the joints between the astragalus and scaphoid and the os calcis and cuboid are opened and the metatarsal bones are sawn through from below upward. 2. For *goiter;* extirpation of the goiter. 3. For *rhinoplasty;* a modification of *Fergusson's operation, q. v.* **Watson's** (*Spencer*)*:* 1. For *entropion;* transplanting a bridge of skin from the eyelid through to the conjunctival surface. 2. For *trichiasis;* the wound is covered by a pedunculated flap. **Watts',** for *uterine inversion;* the same as *Courty's method,* except that the fingers passed into the rectum are used to dilate the inverted cervix.

Weber's: 1. For *cataract-extraction;* the incision is made with a curved bistoury. 2. For *lacrimal stricture;* a modification of *Bowman's operation;* slitting of the upper canaliculus, subcutaneous division of the canthal ligament, and dilatation by a conic silver sound and elastic catgut bougies. 3. *Plastic;* the large elliptic gap is closed by displacing a curved flap; then a second curved flap is displaced into the gap thus

made. 4. *Rhinoplasty;* an oval flap is taken from the center of the upper lip, consisting of only part of its thickness, and turned up and attached to the freshened edges of the defective ala

de Wecker's: 1. *Blepharoplasty;* a modification of *Reverdin's operation;* it consists in transplanting small pieces of epidermis covered with gold-beater's skin. 2. For *cataract-extraction;* a modification of the *Graefe incision* in cataract-extraction, and extraction without iridectomy. 3. For *corneal or lenticular opacities;* division of the sphincter of the iris by introducing forceps-scissors through the corneal incision. 4. For *evisceration;* a suture is run through the previously loosened conjunctival and subconjunctival tissue surrounding the cornea, and is carried entirely around by repeated punctures; the protrusion is then cut off and the two ends of continuous suture are drawn together, thus preventing the escape of the vitreous. 5. For *glaucoma;* trephining of the cornea. 6. For *iridectomy;* an incision is made with von Graefe's knife through the cornea and iris; the forceps-scissors is then introduced, and a V-shaped portion of iris is removed. 7. For *leukomata of the cornea;* tattooing the leukomata. 8. For *ptosis;* removal of an oval piece of skin from the lid, followed by suturing of the wound. 9. For *retinal detachment;* a very fine gold wire is introduced through the sclera and choroid and allowed to remain, as a drain. 10. For *sclerotomy;* the cataract-knife is entered into the sclera, without completing the incision; prolapse of the iris is thus prevented. 11. For *staphyloma;* excision and uniting of the conjunctiva over the wound. 12. For *strabismus;* advancement of Tenon's capsule. and thus of the insertion of the muscle

Wehr's, for *resection of the intestine;* the end of the narrower part of the bowel is divided obliquely, so that the oblong opening which results shall correspond to the lumen of the other end.

Weir's (*R. F.*): 1. For *lumbar nephrectomy;* a vertical lumbar incision three inches from the spine, just below the twelfth rib, is joined at the top by a transverse incision running along the edge of the ribs. 2. *Rhinoplasty;* a transverse cut is made through the sunken nose, and the tip is drawn down to the desired position, the resulting wedge-shaped gap being filled by transplanting flaps from the cheeks. 3. For *varicocele;* subcutaneous ligation with carbolized or juniperized catgut. 4. *Appendicostomy, q. v.* 5 For *hallux valgus;* consists in a curved incision which admits of the ready extirpation of the bursa and removal of any sesamoid bones, of dissecting out the dorsal extensor tendon, which is cut near its attachment and secured to the periosteum at the inner side of the base of the first phalanx. It leaves cicatrix not made sensitive by shoes.

Wells' (*Sir S*): 1. *Cholecystotomy;* a modification of *Sims operation,* in which it is proposed to close the incision in the gall-bladder by a continuous suture and return it to the abdominal cavity. 2. *Splenectomy;* the incision is made through the linea semilunaris. **Wells'**: 1. For *blepharoplasty of the upper lid;* dissection of the cicatrix, replacement of the lid to its normal position, and transplantation of a flap from the temple. 2. For *entropion;* splitting of the lid into anterior and posterior leaves, excision of a fold of skin, and removal of a wedge-shaped piece of the tarsus. 3. For *strabotomy;* division of the tendon, subconjunctivally, close to its insertion.

Wenzel's: 1. For *cataract-extraction;* in cases of total posterior synechia, a curved incision is directed downward, passing through the iris, and opening the lens. 2. *Iridectomy;* the same as *Velpeau's operation,* except that the flap is removed. **West's,** for *excision of the wrist;* two dorsal incisions are made and the tendons of the thumb and fingers are not divided, but are drawn aside. **Westmoreland's,** for *internal urethrotomy;* it is done with a modification of *Maisonneuve's* urethrotome. **Wharton's,** for *amputation of the foot;* a modification of *Teale's operation* in which only one flap is made and the bone is sawn off at the level to which a short flap, made according to Teale's method, would reach. **Wheelhouse's,** for *external urethrotomy;* division of the stricture on a grooved probe passed through the stricture from an opening made into the urethra in front of it.

Wertheim's. 1. For *cancer of uterus.* 2. Modification of Watkin's operation.

Wertheim-Schauta's, for cystocele; in which the uterus is placed between the base of the bladder and the anterior vaginal wall.

White's: 1. For *excision of the hip-joint;* a semicircular incision is made above and behind the greater trochanter, the joint is exposed and disarticulated, and the section made. 2. For *uterine inversion;* it is replaced by pressure by means of a cup having at its base a short staff terminating in a steel spiral spring which rests against the operator, counterpressure being made above. 3. For *reduction of dislocation of humerus;* that of applying the foot in the axilla, usually ascribed to Sir Astley Cooper, but properly accredited to Charles White, of Manchester (1768). **White's** (*J. William*), for *hypertrophy of the prostate;* removal of the testicles. **White's** (*O.*), for the *radical cure of hernia;* invaginating the sac into the ring and plugging the latter with an instrument devised for the purpose. **Whitehead's**: 1. For *excision of hemorrhoids;* removal of a circular strip of mucous membrane around the anus, including the tumors. 2. For *excision of the tongue;* removal through the mouth, using only scissors. 3. *Tracheotomy;* the incision is made in the usual situation, but of greater length than is common. **Whitman's.** *For talipes calcaneus;* Consists in the removal of the astragalus; the freeing of the malleoli and the preparation of a new articulation; the transplantation or resuture of the peronei tendons; the backward displacement of the foot; and the fixation of the foot in equinus. **Wickerkiewicz's,** for *sclerstis;* the removal by means of a small sharp spoon of the diseased tissue in stubborn cases.

Wickham's, for *varicocele;* it is done by Heurteloup's modification of Henry's clamp, with removal of a large amount of scrotum. **Wilde's**: 1. For *mastoid or cerebral abscess;* the bone is exposed from the base to the apex of the mastoid process, ½ inch behind the auricle, and if necessary, the bone is opened with a drill, gouge, or trephine. 2. For *staphyloma;* very similar to *Critchett's operation, q. v.* 3. For *trichiasis;* an incision is made to the roots of the inverted cilia followed by cauterization with silver nitrate and removal of the cilia. **Willett's,** for *talipes calcaneus;* the tendo Achillis is divided obliquely and the cut ends are slid past each other until the proper shorten-

ing is obtained, when they are stitched in place. **Williams'**, for *lacrimal stricture;* a modification of *Walton's operation;* dilatation by large silver probes. **Winckel's**, for *vaginal hysterectomy;* after securing the cervical portion of the uterus an incision is made in the anterior vaginal vault, and is carried spirally around the cervix, ligating the vessels when necessary, and exerting steady traction on the uterus; the peritoneal cavity is thus easily penetrated, and posteriorly the entire supracervical portions of the broad ligament can be plainly seen and ligated in position.

Winiwarter's, *cholecystenterostomy;* in two stages; in the first the gall-bladder is united to the upper portion of the jejunum and the parts are fixed to the parietal peritoneum; in the second, after about five days, the bowel is incised and a communication is established between the latter and the gall-bladder. **Witzel's**, for *gastrotomy;* an incision is made, four inches long, beginning at the middle line and running to the left a finger's breadth below the border of the ribs; the fibers of the rectus muscle are separated by the fingers and not divided; the stomach is brought outside of the wound and opened toward the cardiac extremity, and a rubber tube introduced; the stomach is then returned and sutures to the margin of the abdominal opening. **Wladimiroff's**, for *tarsectomy;* the heel portion of the foot, consisting of the astragalus, the calcis, and the soft parts covering them, is removed; the articular surfaces of the tibia, fibula, cuboid, and scaphoid are sawn off and the foot is brought into a straight line with the leg. **Wladimiroff-Mikulicz's**, for *tarsectomy;* the same as *Mskulics's operation.*

Woelfler's, for *gastro-enterostomy;* the first part of the jejunum is united by sutures to the middle of the anterior surface of the stomach and a communication is established between the two. **Wolf's**, for *mastoid and middle-ear disease;* it consists in penetrating the bony partition between the antrum and the external auditory canal by successive layers, after removal of the soft parts. **Wolfe's**: 1. For *ectropion;* transplantation of a flap from a distance, without a pedicle. 2. For *retinal detachment;* a vertical incision is made in the conjunctiva and subconjunctival tissue, and an oblique incision into the sclera, followed by gentle pressure and suture 3. For *symblepharon;* transplantation of the conjunctiva of a rabbit after division of the adhesions of the lid. 4. For *tympanic granulations;* scraping away of the proliferating granulations by small, sharp spoons of various shapes. **Wölfler's**, for *pyloric stenosis;* gastroenterostomy in malignant disease of the pylorus.

Wood's (*J.*): 1. For *rhinoplasty;* a new nose is formed from a broad flap taken from the upper lip. 2. For *ectopia vesicæ;* closure by means of three flaps, a reversed upper or umbilical, and two lateral transplanted flaps which are made to cover over the upper one. 3. For *hypospadias;* the anterior half of the urethra is formed from the prepuce (if redundant), and the remainder by means of a flap cut from the front of the scrotum. 4. For the *radical cure of hernia;* (1) the hernial canal is closed by subcutaneous sutures through the tendinous structures forming its boundaries; (2) for small herniæ and herniæ in children, a pair of rectangular pins are used instead of sutures. 5. For *varicocele;* a modification of *Ricord's operation;* it consists in the application of a single subcutaneous ligature of annealed iron wire, the ends of which are fastened to a light steel spring, the veins being divided by the constant tension.

Woolhouse's, for the *formation of an artificial pupil;* division of the fibrous deposit binding the iris by means of a needle introduced through the sclerotica. **Wright's** (*G. A.*): 1. *Arthrectomy;* the interior of the knee-joint is exposed by an anterior transverse curved incision, and all of the diseased tissues, including the synovial membrane, ligament, cartilage, and bone, are removed by erasion. 2. For *cataract-extraction;* an incision is made with Beer's knife entirely within the cornea; puncture and counter-puncture are made at the sclerocorneal junction. **Wützer's**, for the *radical cure of inguinal hernia;* plugging of the hernial canal by an invagination of the scrotum, and its retention by a special instrument, thus exciting adhesive inflammation in the neck of the sac.

Wyeth's (*J. A.*): 1. For *amputation at the hip-joint;* the *"bloodless" method;* two steel mattress-needles are inserted in the tissues and rubber tubing is passed several times around the limb above the needles. 2. For *internal urethrotomy;* it is done with a modification of *Otis's* urethrotome. **Wylie's**, for *retroflexion of the uterus;* shortening of the round ligaments after abdominal incision; the ligaments are folded upon themselves and sutured. **Zeller's**, for *webbed fingers;* a triangular flap is dissected up on the dorsal aspect of the root of the web, and the latter is divided, after which the apex of the flap is drawn down between the fingers and attached to a prepared raw surface on the palm.

Young's, excision of the seminal vesicles by a suprapubic incision.

operative (*op'-er-a-tiv*). 1. Able to act; effective. 2. Pertaining to operations.

operator (*op'-er-a-tor*). A surgeon.

opercle (*o-per'-kl*). See *operculum.*

opercular (*o-per'-kū-lar*) [*operculum*]. Pertaining to an operculum. Designed for closing a cavity. Having an operculum.

operculate (*o-per'-kū-lāt*) [*operculum*]. Possessing an operculum.

operculum (*o-per'-kū-lum*) [L.: *pl., opercula*]. 1. A lid or cover, as *operculum ilei,* the ileocecal valve. 2. The convolutions covering the island of Reil.

oph. An abbreviation sometimes employed for *ophthalmia, ophthalmoscope,* and *ophthalmoscopy.*

ophelic acid (*o-fel'-ik*), $C_{18}H_{20}O_{10}$. An amorphous sticky substance found in *Chiretta.* It is soluble in water, in ether, and in alcohol.

ophiasis (*off-i'-as-is*) [δφις, a serpent]. Alopecia areata in which the baldness progresses in a serpentine form.

ophiophile (*off'-e-o-fil*). A person who enjoys handling snakes.

ophiophobe (*off'-e-o-fōb*). A person who has an unusual dread of snakes.

ophiophobia (*off-e-o-fo'-be-ah*). Fear of snakes

ophiosis (*off-e-o'-sis*) [δφις, serpent]. Circumscribed baldness with scaliness.

ophioxyline (*off-e-oks'-sil-ēn*) [δφις, a serpent; ξύλον, wood], $C_{16}H_{13}O_6$. An alkaloid, a yellow crystalline body obtained from *Ophioxylon serpentinum,* a purgative and anthelmintic; its solutions stain first yellow, then brown.

ophryitis (*off-re-i'-tis*) [ὀφρύς, brow; ιτις, inflammation]. Inflammation of the eyebrow.

ophryoalveoloauricular (*off-re-o-al-ve-o-lo-aw-rik'-ŭ-lar*). Applied to an angle formed by the ophryon, alveolar point, and auricular point.

ophryocystis (*off-re-o-sis'-tis*) ὀφρύς, [eyebrow; κύστις, bladder]. A parasitic sporozoon.

ophryoiniac (*off-re-o-in'-e-ak*) [ὀφρύς, eyebrow; ἰνίον, occiput]. Pertaining to ophryon and inion.

ophryon (*off'-re-on*) [ὀφρύς, eyebrow]. In craniometry, the middle of a line drawn across the forehead at the level of the upper margin of the orbits.

ophryosis (*off-re-o'-sis*) [ὀφρύς, eyebrow]. Spasm of the eyebrow.

ophryphtheiriasis (*off-rif-thi-ri'-as-is*) [ὀφρύς, eyebrow; φθειρίασις, pediculosis]. Pediculosis of the eyebrows and eyelashes.

ophrys (*off'-ris*) [ὀφρύς, eyebrow]. The eyebrow.

ophrytic, (*off-rit'-ik*) [ὀφρύς, eyebrow]. Pertaining to the eyebrow.

ophthalmagra (*off-thal-ma'-grah*) [*ophthalmus*; ἄγρα, a seizure]. Gouty or rheumatic pain in the eye.

ophthalmalgia (*off-thal-mal'-je-ah*) [*ophthalmus*; ἄλγος, pain]. Neuralgia of the eye.

ophthalmatrophy (*of-thal-mat'-ro-fe*) [*ophthalmus*; *atrophy*]. Atrophy of the eyeball.

ophthalmecchymosis (*off-thal-mek-im-o'-sis*) [*ophthalmus*; *ecchymosis*]. Conjunctival effusion of blood

ophthalmectomy (*off-thal-mek'-to-me*) [*ophthalmus*; ἐκτομή, excision]. Excision of the eye.

ophthalmemicrania (*off-thal-mem-ik-ra'-ne-ah*). See *amaurosis*, *epileptiform*.

ophthalmencephalon (*off-thal-men-sef'-al-on*) [*ophthalmus*; ἐγκέφαλον, brain]. The visual nervous mechanism; the retina, optic nerves, optic chiasm, optic tract, and visual centers.

ophthalmia (*off-thal'-me-ah*) [*ophthalmus*]. Inflammation of the eye, especially one in which the conjunctiva is involved. **o., catarrhal,** simple conjunctivitis; a hyperemia of the conjunctiva with a mucopurulent secretion. **o., caterpillar-hair,** inflammation of the conjunctiva or of the cornea, the result of penetration of the tissues by the hairs of caterpillars Syn, *ophthalmia nodosa*. **o., Egyptian.** See *trachoma*. **o., electric,** conjunctivitis due to intense electric light. **o., gonorrheal,** an acute and severe form of purulent conjunctivitis, caused by infection from urethral discharges containing the gonococcus of Neisser. **o., granular.** See *trachoma*. **o., jequirity,** that due to poisoning by jequirity. **o., migratory.** See *o., sympathetic*. **o., neonatorum,** a gonorrheal or purulent ophthalmia of the newborn, the eyes having been infected by the mother's vaginal discharges. **o., neuroparalytic,** disease of the eye from lesion of the Gasserian ganglion or of branches of the fifth nerve supplying the eyeball. **o. nodosa.** See *o., caterpillar-*. **o., phlyctenular,** conjunctivitis characterized by phlyctenules or small vesicles situated in the epithelial layer of the conjunctiva or cornea. **o., purulent,** conjunctivitis with a purulent discharge. **o., spring,** a form common in the spring. **o., sympathetic,** a severe destructive inflammation, a form of iridocyclitis secondary to injury or disease of the fellow eye. **o., varicose,** that associated with a varicose state of the veins of the conjunctiva.

ophthalmiater (*off-thal-me-a'-ter*) [*ophthalmus*; ἰατρός, a physician]. An oculist or ophthalmologist.

ophthalmiatric (*off-thal-me-at'-rik*) [*ophthalmus*; ἰατρεία, treatment]. Pertaining to the treatment of eye-diseases.

ophthalmiatrics (*off-thal-me-at'-riks*). The treatment of eye-diseases.

ophthalmic (*off-thal'-mik*). Pertaining to the eye. **o. artery.** See under *artery*. **o. ganglion.** See *ganglion, ophthalmic*. **o. nerve.** See under *nerve*.

ophthalmine (*off-thal-mēn*). The virus of purulent ophthalmia.

ophthalmitic (*off-thal-mit'-ik*) [*ophthalmus*; ιτις] inflammation]. Pertaining to ophthalmitis.

ophthalmitis (*off-thal-mi'-tis*) [*ophthalmus*; ιτις, inflammation]. Inflammation of the eye. **o., sympathetic,** that following inflammation or injury of the fellow-eye.

ophthalmo- (*off-thal-mo-*) [ὀφθαλμός, eye]. A prefix denoting relation to the eye.

ophthalmoblennorrhea, ophthalmoblennorrhœa, (*off-thal-mo-blen-or-e'-ah*) [*ophthalmo-*; *blennorrhea*]. Blennorrhea of the conjunctiva.

ophthalmocace (*off-thal-mok'-as-e*) [*ophthalmo-*; κακός, evil]. Disease of the eye.

ophthalmocarcinoma (*off-thal'-mo-kar-sin-o'-mah*) [*ophthalmo-*; *carcinoma*]. Carcinoma of the eye.

ophthalmocele (*off-thal'-mo-sēl*). See *exophthalmos*.

ophthalmocentesis (*off-thal'-mo-sen-te'-sis*) [*ophthalmo-*; κέντησις, puncture]. Surgical puncture of the eye.

ophthalmocopia (*off-thal-mo-ko'-pe-ah*) [*ophthalmo-*; κόπος, fatigue]. Fatigue of visual power; asthenopia.

ophthalmodesmitis (*off-thal'-mo-dez-mi'-tis*). Synonym of *conjunctivitis*.

ophthalmodiagnosis (*off-thal-mo-dis-ag-no'-sis*). Diagnosis by means of the ophthalmoreaction.

ophthalmodiaphanoscope (*off-thal-mo-di-af-an'-o-skōp*) [*ophthalmo-*; *diaphanoscope*]. An instrument for examining the fundus of the eye by transillumination through the mouth.

ophthalmodiastimeter (*off-thal-mo-di-as-tim'-et-er*) [*ophthalmo-*; διάστημα, interval; μέτρον, measure]. An instrument for use in discovering the proper adjustment of lenses to the axes of the eyes.

ophthalmodonesis (*off-thal-mo-don-e'-sis*) [*ophthalmo-*; δόνησις, a trembling]. A voluntary tremulous or oscillatory movement of the eye.

ophthalmodynamometer (*off-thal-mo-di-nam-om'-et-er*) [*ophthalmo-*; δύναμις, power; μέτρον, measure]. An instrument for measuring the power of convergence of the eyes.

ophthalmodynia (*off-thal-mo-din'-e-ah*) [*ophthalmo-*; ὀδύνη, pain]. Neuralgic pain in the eye.

ophthalmofundoscope (*off-thal-mo-fun'-do-skōp*) [*ophthalmo-*; *fundus*, bottom; σκόπειν, to view]. An apparatus for examining the fundus oculi.

ophthalmography (*off-thal-mog'-ra-fe*) [*ophthalmo-*; γράφειν, to write]. Descriptive anatomy of the eye.

ophthalmogyric (*off-thal-mo-jir'-ik*) [*ophthalmo-*; γυρεῖειν, to turn round]. Pertaining to, or causing, movements of the eye.

ophthalmokopia (*off-thal-mo-kop'-e-ah*). See *ophthalmocopia*.

ophthalmoleukoscope (*off-thal-mo-lū'-ko-skōp*) [*ophthalmo-*; λευκός, white; σκοπεῖν, to view]. An instrument for testing color-sense by means of polarized light.

ophthalmolith (*off-thal'-mo-lith*) [*ophthalmo-*; λίθος, stone]. A calculus of the eye.

ophthalmologist (*off-thal-mol'-o-jist*) [see *ophthalmology*]. One versed in ophthalmology.

ophthalmology (*off-thal-mol'-o-je*) [*ophthalmo-*; λόγος, science]. The science of the anatomy, physiology, and diseases of the eye.

ophthalmolyma (*off-thal-mo-li'-mah*) [*ophthalmo-*; λύμη, destruction]. Destruction of the eye.

ophthalmomacrosis (*off-thal-mo-mak-ro'-sis*) [*ophthalmo-*; μακρός, large]. Enlargement of the eye.

ophthalmomalacia (*off-thal-mo-mal-a'-se-ah*) [*ophthalmo-*; μαλακία, softness]. Abnormal softness or subnormal tension of the eye.

ophthalmomelanoma (*off-thal-mo-mel-an-o'-mah*) [*ophthalmo-*; μέλας, black; ὄμα, tumor]. A melanotic tumor, usually sarcoma, of the eye.

ophthalmomelanosis (*off-thal-mo-mel-an-o'-sis*) [*ophthalmo-*; μέλας, black; νόσος, disease]. The formation of an ophthalmomelanoma; also the growth itself.

ophthalmometer (*off-thal-mom'-et-er*) [*ophthalmo-*; μέτρον, a measure]. 1. An instrument for measuring the capacity of the chambers of the eye. 2. An instrument for measuring refractive errors, especially astigmatism. 3. An instrument for measuring the eye as a whole.

ophthalmometry (*off-thal-mom'-et-re*) [*ophthalmometer*]. The determination of refractive errors by means of the ophthalmometer.

ophthalmomycosis (*off-thal-mo-mi-ko'-sis*) [*ophthalmo-*; μύκης, fungus]. Any disease of the eye or its appendages due to the presence of a fungus.

ophthalmomyitis (*off-thal-mo-mi-i'-tis*) [*ophthalmo-*; *mystis*]. Inflammation of the ocular muscles.

ophthalmomyositis (*off-thal-mo-mi-o-si'-tis*). See *ophthalmomyitis*.

ophthalmomyotomy (*off-thal-mo-mi-ot'-o-me*) [*ophthalmo-*; μῦς, muscle; τομή, a cutting]. Division of the muscles of the eye.

ophthalmoncus (*off-thal-mong'-kus*) [*ophthalmo-*; ὄγκος, tumor]. A tumor or swelling of the eye.

ophthalmoneuritis (*off-thal-mo-nū-ri'-tis*) [*ophthalmo-*; νεῦρον, nerve; ιτις, inflammation]. Inflammation of the ophthalmic nerve.

ophthalmonosology (*off-thal-mo-no-sol'-o-je*) [*ophthalmo-*; νόσος, disease; λόγος, science]. The study of the diseases of the eye.

ophthalmopathy (*off-thal-mop'-ath-e*) [*ophthalmo-*; πάθος, disease]. Any disease of the eye. **o., external,** an affection of the eyelids, cornea, conjunctiva, or muscles of the eye. **o., internal,** any disease affecting the deeper structures of the eye.

ophthalmophacometer, ophthalmophakometer (*off-thal-mo-fa-kom'-et-er*) [*ophthalmo-*; *phacometer*]. An instrument for measuring the curvature radius of the crystalline lens.

ophthalmophantom (*off-thal-mo-fan'-tom*) [*ophthalmo-*; *phantom*]. A model or mask for practising operations on the eye.

ophthalmophasmatoscopy (*off-thal-mo-faz-mat-os'-ko-pe*) [*ophthalmo-*; φαντάζειν, to make to happen; σκοπεῖν, to view]. Ophthalmoscopic and spectroscopic examination of the interior of an eye.

ophthalmophlebotomy (*off-thal-mo-fle-bot'-o-me*) [*ophthalmo-*; φλέψ, a vein; τέμνειν, to cut]. Blood-letting from a conjunctival vein.

ophthalmophobia (*off-thal-mo-fo'-be-ah*) [*ophthalmo-*; φόβος fear]. Morbid dislike of being stared at.

ophthalmophthisis (*off-thal-mo-ti'-sis*). See *phthisis bulbi*.

ophthalmophyma (*off-thal-mo-fi'-mah*) [*ophthalmo-*; φῦμα, growth]. Swelling of the eyeball.

ophthalmoplastic (*off-thal-mo-plas'-tik*). Pertaining to ophthalmoplasty.

ophthalmoplasty (*off-thal'-mo-plas-te*) [*ophthalmo-*; πλάσσειν, to mold]. Plastic surgery of the eye or accessory parts.

ophthalmoplegia (*off-thal-mo-ple'-je-ah*) [*ophthalmo-*; πληγή, stroke]. Paralysis of the ocular muscles. **o. externa,** paralysis of the external ocular muscles. **o. interna,** paralysis of the internal muscles of the eye—those of the iris and ciliary body. **o., nuclear,** a form due to a lesion of the nuclei of origin of the motor nerves of the eyeball. **o., partial,** a form in which some of the muscles only are paralyzed. **o., progressive,** a form in which all the muscles of both eyes gradually become paralyzed. **o., total,** that form involving the iris and ciliary muscle as well as the external muscles of the eyeball.

ophthalmoplegic (*off-thal-mo-ple'-jik*) [*ophthalmoplegia*]. Pertaining to ophthalmoplegia.

ophthalmoptosis (*off-thal-mop-to'-sis*) [*ophthalmo-*; πτῶσις, a fall]. Protrusion of the eyeball; exophthalmos.

ophthalmo-reaction (*off-thal'-mo-re-ak'-shun*). A temporary inflammation of the conjunctiva due to the instillation of one drop of a 1% solution of tuberculin into the eye of a tuberculous subject.

ophthalmorrhagia (*off-thal-mor-a'-je-ah*) [*ophthalmo-*; ῥηγνύναι, to burst forth]. Hemorrhage from the eye.

ophthalmorrhea, ophthalmorrhœa (*off-thal-mor-e'-ah*) [*ophthalmo-*; ῥοία, a flow]. A watery or sanguineous discharge from the eye.

ophthalmorrhexis (*off-thal-mor-eks'-is*) [*ophthalmo-*; ῥῆξις, rupture]. Rupture of the eyeball.

ophthalmos (*off-thal'-mos*) [ὀφθαλμός, eye]. The eye.

ophthalmoscope (*off-thal'-mo-skōp*) [*ophthalmo-*; σκοπεῖν, to see]. An instrument for examining the interior of the eye. It consists essentially of a mirror with a hole in it, through which the observer looks, the concavity of the eye being illuminated by light reflected from the mirror into the eye and seen by means of the rays reflected from the eye-ground back through the hole in the mirror. The ophthalmoscope is fitted with lenses of different powers that may be revolved in front of the observing eye, and these neutralize the ametropia of either the patient's or the observer's eye, thus rendering the details of the fundus oculi clear.

ophthalmoscopic (*off-thal-mo-skop'-ik*) [*ophthalmoscope*]. Pertaining to the ophthalmoscope or its use.

ophthalmoscopist (*off-thal-mos'-ko-pist*) [*ophthalmo-*; σκοπεῖν, to view]. One versed in ophthalmoscopy.

ophthalmoscopy (*off-thal-mos'-ko-pe*) [*ophthalmoscope*]. The examination of the interior of the eye by means of the ophthalmoscope. **o., direct,** the method of the erect or upright image, the observer's eye and the ophthalmoscope being brought close to the eye of the patient. **o., indirect,** the method of the inverted image: the observer's eye is placed about 16 inches from that of the patient, and a 20 D. biconvex lens is held about two inches in front of the observed eye, thereby forming an aerial inverted image of the fundus. **o., medical,** ophthalmoscopy as an aid to internal medicine in the diagnosis of such diseases as manifest themselves in changes in the fundus of the eye. **o., metric,** that for purposes of measuring refraction.

ophthalmospasm (*off-thal'-mo-spasm*) [*ophthalmo-; σπασμός*, a spasm]. Ocular spasm.

ophthalmospintherism (*off-thal-mo-spin'-ther-izm*) [*ophthalmo-; σπιυθήρ*, spark]. A condition of the eye in which luminous sparks are seen.

ophthalmostasis (*off-thal-mos'-tas-is*) [*ophthalmo-; στάσις*, a stopping]. Fixation of the eye during an operation upon it.

ophthalmostat (*off-thal'-mo-stat*) [*ophthalmo-; ἱστάναι*, to cause to stand]. An instrument used in fixing the eye in any position during an operation on it.

ophthalmostatometer (*off-thal-mo-stat-om'-et-er*) [*ophthalmo-; ἱστάναι*, to cause to stand; *μέτρον*, a measure]. An instrument for determining the position of the eyes.

ophthalmostatometry (*off-thal-mo-stat-om'-et-re*) [*ophthalmostatometer*]. The measurement of the position of the eyes.

ophthalmosteresis (*off-thal-mo-ster-e'-sis*) [*ophthalmo-; στέρησις*, deprival]. Loss, or absence of one or both eyes.

ophthalmosynchysis (*off-thal-mo-sin'-kis-is*) [*ophthalmo-; σύγχυσις*, a mixing together]. Effusion into the interior of the eye.

ophthalmothermometer (*off-thal-mo-thur-mom'-et-ur*). A device for recording local temperature in eye diseases.

ophthalmotomy (*off-thal-mot'-o-me*) [*ophthalmo-; τομή*, a cutting]. The dissection, or incision of the eye.

ophthalmotonometer (*off-thal-mo-ton-om'-et-er*) [*ophthalmo-; tonometer*]. An instrument for measuring intraocular tension.

ophthalmotonometry (*off-thal-mo-ton-om'-et-re*) [*ophthalmotonometer*]. Measurement of the intraocular tension.

ophthalmotoxin (*off-thal-mo-toks'-in*). A cytotoxin obtained by injection of emulsions of the ciliary body.

ophthalmotrope (*off-thal'-mo-trōp*) [*ophthalmo-; τρόπος*, a turn]. An instrument used for the demonstration of the direction and the position that the eye takes under the influence of each of its muscles, and the position of the false image in the case of paralysis of a given muscle.

ophthalmotropometer (*off-thal-mo-trop-om'-et-er*) [*ophthalmotrope; μέτρον*, measure]. An instrument for measuring the movement of the eyeballs.

ophthalmotropometry (*off-thal-mo-tro-pom'-et-re*) [*ophthalmotropometer*]. The measurement of the movement of the eyeballs.

ophthalmovascular (*off-thal-mo-vas'-kū-lar*). Pertaining to the blood vessels of the eye. **o. choke,** a condition in which pressure of the retinal vessels on each other interferes with the blood supply of the retina.

ophthalmoxerosis (*off-thal-mo-ze-ro'-sis*). See *xerophthalmia*.

ophthalmoxysis (*off-thal-moks-i'-sis*) [*ophthalmo-; ξύσις*, a scraping]. Treatment by scraping or scarification of the conjunctiva.

ophthalmoxyster (*off-thal-moks-is'-ter*). The same as *ophthalmoxystrum*.

ophthalmoxystrum (*off-thal-moks-is'-trum*) [*ophthalmo-; ξύστηρ*, scraper]. An instrument for scraping or scarifying the conjunctiva.

ophthalmozoa (*off-thal-mo-zo'-ah*) [*ophthalmo-; ζῷον*, animal]. Entozoa parasitic upon the eye or its appendages.

ophthalmula (*off-thal'-mū-lah*) [*ὀφθαλμός*, eye; *ὕλη*, matter]. A scar of the eye.

ophthalmus (*off-thal'-mus*) [*ὀφθαλμός*, eye]. The eye.

-opia (*-o'-pe-ah*). See *-ops*.

opianic acid (*o-pe-an'-ik*). An acid, $C_{10}H_{10}O_5$, obtained from narcotine.

opianine (*o-pe-an'-ēn*) [*opium*], $C_{66}H_{72}N_2O_{12}$. An alkaloid of opium.

opianyl (*o'-pe-an-il*) [*opium; ὕλη*, matter]. Synonym of *meconin*.

opiate (*o'-pe-āt*) [*opium*]. A preparation of opium.

opiomania (*o-pe-o-ma'-ne-ah*) [*opium; μανία*, madness]. A morbid desire for opium.

opiomaniac (*o-pe-o-ma'-ne-ak*). A person addicted to the use of opium or its derivatives.

opiophagia (*o-pe-of-a'-je-ah*). Synonym of *opiophagism*.

opiophagic (*o-pe-o-fa'-jik*) [*opium; φάγειν*, to eat]. A person addicted to opium-eating.

opiophagism, opiophagy (*o-pe-of'-aj-izm, o-pe-of'-aj-e*) [*opium; φαγεῖν*, to eat]. Opium-eating.

opiophile (*o'-pe-o-fīl*) [*opium; φιλεῖν*, to love]. A lover, or eater, of opium; an opium-smoker.

opisthen (*o-pis'-then*) [*ὄπισθεν*, behind]. In biology, the hind part of the body of an animal.

opisthenar (*o-pis'-the-nar*) [*opisthen; θέναρ*, the palm]. The back of the hand. Cf. *thenar*.

opisthencephalon (*o-pis-then-sef'-al-on*) [*ὄπισθεν*, behind; *ἐγκέφαλος*, brain]. The cerebellum.

opisthiobasial (*o-pis-the-o-ba'-se-al*). Relating to or uniting the opisthion and basion.

opisthion (*o-pis'-the-on*). See under *craniometric point*.

opisthionasial (*o-pis-the-o-na'-ze-al*). Pertaining to the opisthion and nasion.

opisthognathism (*o-pis-thog'-nāth-izm*) [*ὄπισθεν*, behind, *γνάθος*, jaw]. Recession of the lower jaw.

opisthoporia, opisthoporeia (*o-pis-tho-po'-re-ah, o-pis-tho-po-ri'-ah*) [*ὄπισθεν*, behind; *πορεία*, going]. Involuntary backward-walking in an attempt to go forward.

opisthorchiasis (*op-is-thor-ki'-as-is*). Infection of the liver with flukes of the genus *Opisthorchis*.

Opisthorchis (*op-is-thor'-kis*). A genus of trematodes or flukes. **O. felineus,** a parasite found in the liver and bile ducts of cats, dogs and man. **O. noverca,** the Indian liver-fluke, found in dogs and man. **O. sinensis** causes the liver-fluke disease of China and Japan which affects cats and dogs and man; called also *Distoma sinense* and *Distoma japonicum*.

opisthotic (*op-is-thot'-ik*) [*ὄπισθεν*, behind; *οὖς*, ear]. Relating to posterior parts of the ear-apparatus.

opisthotonic (*o-pis-tho-ton'-ik*). Pertaining to opisthotonos.

opisthotonoid (*o-pis-thot'-on-oid*) [*opisthotonos; εἶδος*, like]. Resembling opisthotonos.

opisthotonos (*o-pis-thot'-on-os*) [*ὄπισθεν*, behind; *τόνος*, stretching]. A condition in which, from a tetanic spasm of the muscles of the back, the head and lower limbs are bent backward and the body arched forward.

opium (*o'-pe-um*) [*ὀ. ιον*, poppy juice]. The inspissated juice obtained by incising the unripe capsules of *Papaver somniferum*, of the order *Papaveraceæ*, occurring in commerce in the form of brownish cakes having a narcotic odor and a bitter taste. Opium contains a large number of alkaloids, of which *morphine* is the most important, since it represents the chief properties of the drug. Other alkaloids are *narcotine*, $C_{22}H_{23}NO_7$, *codeine*, $C_{18}H_{21}NO_3$, *thebaine* or *paramorphine*, $C_{19}H_{21}NO_3$, *papaverine*, $C_{20}H_{21}NO_4$, *narceine*, $C_{23}H_{29}NO_9$, *pseudomorphine*

$C_{21}H_{22}N_2O_6$, and *laudanine*, $C_{20}H_{25}NO_4$. These bases occur in opium combined with meconic and thebolactic acids. According to the U. S. P., moist opium should contain not less than 9% of crystallized morphine. Opium acts as a narcotic, producing deep sleep, which, however, is often preceded by a stage of mental excitement and exhilaration; on awakening there may be headache, nausea, or vomiting. It slows the pulse and increases its force and raises blood-pressure; small doses do not depress the respiration, but large doses do so in a marked degree. It checks the motor activity of the stomach and intestine, and lessens all secretions except that of the skin; it produces contraction of the pupil. When taken in poisonous doses it causes unconquerable drowsiness, passing into deep sleep, with slow, full respiration, slow pulse, and contracted pupils; later cyanosis develops, the respiration becomes exceedingly slow, and the pulse rapid and feeble; death takes place from failure of the respiration. See *poisons, table of.* There is a chronic form of opium-poisoning produced by the habitual use of opium or morphine, and characterized by mental depression, a deterioration of the moral sense, and attacks of diarrhea. The drug is used for the relief of pain of all forms except that due to cerebral inflammation; in insomnia; in inflammation of serous membranes; in spasmodic conditions; in acute colds; for cough, retention of urine, vomiting, diarrhea, certain forms of dyspnea, particularly that from heart disease; and locally as an application to sprains and inflamed surfaces. Dose 1 gr. (0.065 Gm.). **o., confection of** (*confectio opii*, B. P.). Dose 5–20 min. (0.32–1.3 Cc.). **o., deodorized** (*opium deodoratum*, U. S. P.). Dose 1 gr. (0.065 Gm.). **o., extract of** (*extractum opii*, U. S. P., B. P.). Dose ¼–½ gr. (0.016–0.032 Gm.). **o., extract of, liquid** (*extractum opii liquidum*, B. P.). Dose 5–20 min. (0.32–1.3 Cc.). **o., granulated** (*opium granulatum*, U. S. P.). Dose 1 gr. (0.065 Gm.). **o., pills of** (*pilulæ opii*, U. S. P.), pills containing 1 gr. (0.065 Gm.) of opium; those of the B P. (*pilula saponis composita*) contain each about 20% of opium. **o. plaster** (*emplastrum opii*, U. S. P., B. P.), contains 1½ dr. (6 Gm.) of the drug. **o., powder of, compound** (*pulvis opii compositus*, B P.), contains 10% of opium. **o., powder of ipecac and** (*pulvis ipecacuanhæ et opii*, U. S. P.), Dover's powder, contains 10% each of ipecac and opium. **o., powdered** (*opii pulvis*, U. S. P.). Dose ¼–1 gr. (0.016–0.065 Gm.) **o., tincture of** (*tinctura opii*, U. S. P., B. P.), laudanum. Dose 5–15 min. (0.32–1.0 Cc.). **o., tincture of, ammoniated** (*tinctura opii ammoniata*, B. P.). Dose 30 min.–1 dr. (2–4 Cc.). **o., tincture of, camphorated** (*tinctura opii camphorata*, U. S. P.; *tinctura camphoræ composita*, B. P.), paregoric. Dose 1–4 dr. (4–16 Cc.). **o., tincture of, deodorized** (*tinctura opii deodorati*, U. S. P.). Dose 5–15 min. (0.32–1.0 Cc.). **o., tincture of ipecac and** (*tinctura ipecacuanhæ et opii*, U. S. P.). Dose 5–15 min. (0.32–1.0 Cc.). **o., troches of glycyrrhiza and** (*trochisci glycyrrhizæ et opii*, U. S. P., B. P.), each troche contains $\frac{1}{12}$ gr. (0.005 Gm.) of opium. **o., vinegar of** (*acetum opii*, U. S. P.), black-drop. Dose 5–30 min. (0.32–2.0 Cc.). **o., wine of** (*vinum opii*, U. S. P., B. P.), Sydenham's laudanum. Dose 5–15 min. (0.32–1.0 Cc.). See also *codeine* and *morphine.*

opium addiction. Opiumism.

opium habit. The habitual use of opium or its derivatives.

opiumism (*o'-pe-um-izm*) [*opium*]. The condition produced by the action of opium on the system; the opium habit.

opo- (*ὀπός*, juice]. A prefix denoting a serum or an organic extract.

opobalsam opobalsamum (*o-po-bawl'-sam, o-po-bawl-sam'-um*) [*ὀπός*, juice; *βάλσαμον*, balsam]. A resin from *Balsamodendron opobalsamum* and *Balsamodendron gileadense.*

opocephalus (*o-po-sef'-al-us*) [*ὤψ*, eye; *κεφαλή*, head]. A monster characterized by fusion of the ears, one orbit, and absence of mouth and nose.

opocerebrin (*o-po-ser'-e-brin*) [*ὀπός*, juice; *cerebrum*]. A proprietary therapeutic preparation from the gray matter of brain; used in nervous diseases, anemia, etc. Dose 4–6 gr. (0.2–0.4 Gm.) twice daily.

opodeldoc (*op-o-del'-dok*) [origin obscure]. Soap liniment; see under *soap.*

opodidymus, opodymus (*op-o-did'-im-us, op-od'-im-us*) [*ὤψ*, eye; *δίδυμος*, twin]. A monster with a single body and skull but with two distinct faces

opohepatoidin (*o-po-hep-at-oid'-in*). A proprietary therapeutic preparation from the liver; it is used in icterus and epistaxis. Dose 8 gr. (0.5 Gm.) 3 times daily.

opohypophysin (*o-po-hi-pof'-is-in*). A proprietary preparation from the hypophysis. It is used in akromegaly. Dose ½ gr. (0.05 Gm.).

opolienin (*o-po-li'-en-in*). A proprietary preparation from the spleen. It is used in hypertrophy of the spleen, malarial cachexia, and leukemia. Dose 20–30 gr. (1.3–2.0 Gm.) twice daily.

opomammin (*o-po-mam'-in*). A proprietary preparation from the mammary gland; it is used in uterine diseases. Dose 24 gr. (1.5 Gm) daily.

opomedullin (*o-po-med-ul'-in*). A proprietary preparation from red bone-marrow; used in anemia, chlorosis, and neurasthenia. Dose 3–16 gr. (0.2–1 0 Gm.) daily.

opoorchidin (*o-po-or'-kid-in*). A proprietary preparation from the testicles, used in spinal and other nervous diseases.

opoossiin (*o-po-os'-e-in*). A proprietary preparation from yellow bone-marrow; used in rhachitis and osteomalacia.

opoovariin (*o-po-ov-ar'-e-in*). A proprietary preparation from the ovaries; used in chlorosis, hysteria, and in climacteric symptoms.

opopancreatin (*o-po-pan-kre'-a-tin*). A proprietary preparation from the pancreas; used in diabetes mellitus.

opoprostatin (*o-po-pros'-tat-in*). A proprietary preparation from the prostate; it is used in hypertrophy of the prostate.

oporeniin (*o-po-ren'-e-in*). A proprietary preparation from the kidneys; used in uremia, chronic nephritis, and albuminuria.

oposuprarenalin (*o-po-sū-prah-ren'-al-in*). A proprietary preparation from the suprarenal capsule; used in diabetes insipidus, Addison's disease, and neurasthenia.

opotherapy (*op-o-ther'-ap-e*) [*ὀπός*, juice; *therapy*]. Synonym of *organotherapy.*

opothymiin(*o-po-thi'-mi-in*). A proprietary preparation from the thymus; used in Graves' disease, anemia, etc.

opothyroidin (*o-po-thi-roid'-in*). A proprietary preparation from the thyroid gland; it is used in myxedema, cretinism, obesity, etc.

Oppenheim's disease (*op'-en-hīm*) [Hermann *Oppenheim*, German neurologist, 1858–]. Myotonia congenita. **O.'s gait,** a modification of the spastic gait of disseminated sclerosis, consisting in large and irregular oscillations of the head, trunk, and extremities. **O.'s reflex,** an abnormal cutaneous reflex; slight pressure on the skin overlying the inner border of the tibia from above downward is followed by extension of the great toe or all the toes.

Oppenheimer's test for acetone (*op'-en-hī-mer*). Make a reagent by diluting 20 Cc. of concentrated sulphuric acid with a liter of water; to this add 50 Gm. of yellow oxide of mercury and set aside for 24 hours. To 3 Cc. of unfiltered urine add a few drops of the reagent. In the presence of albumin a precipitate occurs at once; in its absence the precipitate is seen some time later.

Oppenheimer's treatment (*op'-en-hi-mer*). A secret method of treating alcohol and drug addicts

oppilation (*op-il-a'-shun*) [*oppilatio*, closure]. 1. Obstruction; closing the pores; causing constipation. 2. A constipating agent or remedy.

oppilative (*op'-il-a-tiv*) [*oppilatio*, closure]. 1. Obstruction; closing the pores; causing constipation. 2. A constipating agent or remedy.

Oppolzer's sign. On palpation the seat of the apex-beat is found to change with the alteration of the patient's posture in cases of serofibrinous pericarditis.

opponens (*op-o'-nenz*) [*ob*, against; *ponere*, to place]. Opposing. A term applied to certain muscles that bring one part opposite another, as *opponens minimi digiti*, a muscle placing the little finger opposite the thumb. See *muscles, table of.*

-ops, -opsia, -optic (*-ops, -ops'-e-ah, -op'-tik*) [ὤψ, eye]. Variant forms of a suffix denoting connection with or relation to the eye.

opsialgia (*op-se-al'-je-ah*) [ὤψ, face; ἄλγος, pain]. Neuralgia of the face.

opsinogen, opsogen (*op-sin'-o-jen*) (*op'-so-jen*). A substance producing an opsonin.

opsinogenous (*op-sin-oj'-en-us*). Capable of producing an opsonin.

opsiometer (*op-se-om'-et-er*). See *optometer.*

opsionosis (*op-se-on'-o-sis*) [ὄψις, sight; νόσος, disease]. A disease of the eye, or of vision.

opsitocia (*op-sit-o'-ke-ah*) [ὀψέ, late; τόκος, birth]. Abnormally long pregnancy.

opsiuria (*op-se-ū'-re-ah*) [ὀψέ, late; οὖρον, urine]. Condition in which more urine is excreted during fasting than after a meal.

opsogen (*op'-so-jen*). See *opsinogen.*

opsomania (*op-so-ma'-ne-ah*) [ὄψον, dainty food; μανία, mania]. Insane desire for dainty or some special food.

opsomaniac (*op-so-ma'-ne-ak*). One affected with opsomania.

opsonic (*op-son'-ik*). Pertaining to opsonins. **o. index,** the ratio of the number of bacteria ingested by the leukocytes of a healthy person compared with that ingested by the leukocytes of the patient; *e. g.*, if the ratio of the healthy is 10 and that of the patient 15, then the index is 1½. **negative phase,** the decrease in opsonic power that follows the injection. **positive phase,** the subsequent increase of opsonic power.

opsonin (*op'-so-nin*) [ὀψώνιον, provisions]. An element in normal serum and to a greater degree in the serum of a patient successfully inoculated with dead cultures of the bacteria responsible for the disease which are thereby made susceptible to phagocytosis. **o. immune.** A thermolabile opsonin in the serum resulting from infection or inoculation with dead microbes of the same species. It is active only against the microbe that created it. See *bacteriotropin.*

opsonist (*op'-son-ist*). One versed in the technique of opsonotherapy.

opsonization (*op-son-i-za'-shun*). The process by which bacteria are rendered susceptible to phagocytosis.

opsonize (*op'-son-īz*). To prepare microorganisms for phagocytosis.

opsonogen (*op-son'-o-jen*). Trade name of an attenuated vaccine, said to generate opsonins.

opsonometry (*op-son-om'-et-re*) [*opsonin*; μέτρον, measure]. The estimation of the opsonic index.

opsonotherapy (*op-son-o-ther'-ap-e*). The treatment of disease by increasing the opsonic power of the blood.

opsophagia (*op-so-fa'-je-ah*) [ὄψον, dainty food; φαγεῖν, to eat]. Morbid daintiness of food.

optesthesia (*op-tes-the'-ze-ah*) [*optic*; αἴσθησις, sensation]. Visual sensibility.

optic, optical (*op'-tik, op'-tik-al*) [ὀπτικός, from the base. ὀπ-, to see]. Pertaining to vision or to the science of optics. **o. atrophy,** atrophy of the optic nerve. **o. axis,** the axis of the eye. **o. capsule,** the embryonic structure forming the sclera. **o. center.** 1. The point in the main axis of the crystalline lens at which the rays of light meet. 2. The nerve-center concerned in the visual function. **o. chiasm, o. commissure.** See *commissure, optic.* **o. cup,** the concave area formed by the involution of the distal extremity of the primary optic vesicle. **o. disc,** the optic papilla. **o. foramen.** See *foramen, optic.* **o. groove,** the groove on the sphenoid bone for the optic chiasm. **o. lobes,** the corpora quadrigemina. **o. nerve.** See under *nerve.* **o. neuritis.** See *papillitis.* **o. papilla,** the circular prominence formed by the optic nerve after its entrance into the eyeball. **o. radiations,** a large bundle of nerve-fibers joining the optic thalamus and the occipital lobe of the cerebrum. **o. thalamus.** See *thalamus.* **o. tract,** the fibers between the visual center and the optic chiasm. **o. vesicle,** a diverticulum from each side of the primary anterior vesicle of the embryo, forming the basis of the future eye.

optician (*op-tish'-un*) [*optic*]. A maker of optical instruments.

opticociliary (*op-tik-o-sil'-e-a-re*) [*optic; ciliary*]. Pertaining to the optic and ciliary nerves.

opticocinerea (*op-tik-o-sin-e'-re-ah*) [*optic; cinereus*, resembling ashes]. The gray matter of the optic lobes.

opticopupillary (*op-tik-o-pū'-pil-a-re*) [*optic; pupillary*]. Pertaining to the optic nerve and the pupil.

optics (*op'-tiks*) [*optic*]. That branch of physics treating of the laws of light, its refraction and reflection, and of its relation to vision. See *dioptrics.*

optimal (*op'-tim-al*) [*optimus*, best]. The best, the most favorable.

optimeter (*op-tim'-et-er*). Optometer.

optimism (*op'-tim-izm*) [*optimus*, best]. Delusional exaltation; delirium of grandeur.

optimum (*op'-tim-um*) [*optimus*, best]. The temperature or other condition at which vital processes are carried on with the greatest activity. Midway between the minimum and maximum temperatures or other conditions.

opto- (*op-to-*). Relation to the eye or to vision.

optochin (*op'-to-kin*). Ethyl-hydrocuprein hydrochloride; see under *ethyl*.

optogram (*op'-to-gram*) [*opto-*; γράμμα, a writing]. A faint image on the retina, for a brief period after death, of the object last seen.

optolactin (*op-to-lak'-tin*). Trade name of a tablet containing the *Bacillus acidophilus* and *Bacillus bulgaricus;* to produce lactic acid.

optomeninx (*op-to-men'-inks*). Synonym of *retina*.

optometer (*op-tom'-et-er*) [*opto-*; μέτρον, a measure]. An instrument for determining the strength of vision, especially the degree of refractive error that is to be corrected.

optometrist (*op-tom'-et-rist*). One who measures the degrees of visual powers without the aid of a cyclopegic or mydriatic; a refractionist.

optometry (*op-tom'-et-re*) [ὀπτός, visible; μέτρον, measure]. Measurement of the visual powers.

optomyometer (*op-to-mi-om'-et-er*) [*opto-*; *myometer*]. An instrument for measuring the strength of the muscles of the eye.

optostriate (*op-to-stri'-āt*) [*opto-*, *striatum*, striped]. Pertaining to the optic thalamus and the corpus striatum.

optotype (*op'-to-tīp*) [ὀπτός, visible; τύπος, type]. A test-type used in testing the acuity of vision.

Opuntia (*o-pun'-te-ah*) [*opuntius*, relating to *Opous*, a town of Greece]. Prickly pear; a genus of cactaceous plants represented by numerous species, many of which, as *O. reticulata* and *O. tuna*, have slight medicinal properties, the former being anthelmintic, purgative, and locally sedative, the latter has been used for cardiac palpitation.

ora (*o'-rah*) [L.]. Margin. **o. serrata**, the jagged anterior margin of the retina.

orad (*o'-rad*) [*os*, *oris*, mouth]. Toward the mouth, or the oral region.

oral (*o'-ral*) [*os*, the mouth]. Pertaining to the mouth. **o. whiff**, a peculiar sound heard during expiration from the open mouth, principally in cases of thoracic aneurysm.

orale (*o-ra'-le*) [L.]. The point at the end of the alveolar process, on the lingual side.

oralogy (*o-ral'-o-je*) [*os*, *oris*, the *mouth;* λόγος, treatise]. Science pertaining to the hygiene of the mouth.

orange (*or'-anj*). See *aurantium*.

orargol (*or'-ar-gol*). Trade name of a gold-silver colloidal preparation, used as an antiseptic.

orbicular (*or-bik'-ū-lar*) [*orbicularis*, dim. of *orbis*, circle]. Circular. A term applied to circula, muscles, as the *orbicular* muscle of the eye or or the mouth (orbicularis palpebrarum, oris).

orbiculare (*or-bik-ū-la'-re*). The orbicular bone a tubercle at the end of the long process of the incus; it is separate in early fetal life.

orbicularis (*or-bik-ū-la'-ris*). See under *muscle*.

orbiculostapedial (*or-bik-ū-lo-sta-pe'-de-al*). Relating to the orbicular process of the incus and to the stapes.

orbiculus ciliaris (*or-bik'-ū-lus sil-e-a'-ris*). The ciliary disc; same as *annulus ciliaris*.

orbit (*or'-bit*) [*orbita*, from *orbis*, a circle]. The bony cavity containing the eye, and formed by the frontal, sphenoid, ethmoid, nasal, lacrimal superior maxillary, and palatal bones.

orbita (*or'-bit-ah*) [*orbis*, a circle, orbit: *pl.*, *orbitæ*]. The same as *orbit*.

orbital (*or'-bit-al*). Pertaining to the orbit. **o. height**, in craniometry, the greatest vertical width of the external opening of the orbit. **o. index**, the orbital height multiplied by 100 and divided by the orbital width. If the orbital index is above 89, it is called megaseme; if under 84, microseme; if between, mesoseme.

orbitocele (*or'-bit-o-sēl*) [*orbita*, orbit; κήλη, tumor]. 1. A tumor of the orbit. 2. The same as *exophthalmos*.

orbitotomy (*or-bit-ot'-om-e*). Incision into the orbit.

orcein (*or'-se-in*) [*Orcus*, Pluto, from its dark color]. A dark-red substance derived from orcin.

orchectomy, orchiectomy (*or-kek'-to-me, or-ki-ek'-to-me*). See *orchidectomy*.

orcheitis (*or-ke-i'-tis*). Synonym of *orchitis*.

orchemphraxis (*or-kem-fraks'-is*). Same as *orchidemphraxis*.

orcheocele (*or'-ke-o-sēl*). See *orchiocele*.

orcheodesmosarcoma (*or'-ke-o-dez-mo-sar-ko'-mah*) [δσχεα, scrotum; δεσμος, bond; σάρξ, flesh; ὄμα, tumor]. Scrotal elephantiasis.

orcheoplasty (*or'-ke-o-plas-te*). See *orchioplasty*.

orcheotomy (*or-ke-ot'-o-me*). See *orchotomy*.

orchestromania (*or-kes-tro-ma'-ne-ah*) [ὀρχεῖσθαι, to dance; μανία, madness]. Dancing mania; chorea, or St. Vitus' dance.

orchi-, orchid-, orchio- (*or-ke-, or-kid-, or-ke-o-*) [ὄρχις, a testicle]. Prefixes signifying connection with or relation to the testicle.

orchialgia (*or-ke-al'-je-ah*) [*orchis-*; ἄλγος, pain]. Neuralgia of the testicle.

orchiatrophy (*or-ke-at'-ro-fe*). Orchidatrophia.

orchiauxe (*or-ke-awks'-e*). Orchidauxe.

orchic (*or'-kik*) [ὄρχις, testicle]. Pertaining to the testicle.

orchichorea (*or-ke-ko-re'-ah*) [*orchis-*; *chorea*]. Irregular movements of the testicles due to contraction of the cremaster muscle.

orchidalgia (*or-kid-al'-je-ah*). Syn. of *orchialgia*.

orchidatonia (*or-kid-at-o'-ne-ah*) [*orchis-*; ἀτονία, atony]. Atony of the testicle; laxness of the testicle.

orchidatrophia (*or-kid-at-ro'-fe-ah*) [*orchis-*; ἀτροφία, atrophy]. Atrophy of the testicle.

orchidauxe (*or-kid-awks'-e*) [*orchi-*; αὔξη, growth]. Hypertrophy of the testicle.

orchidectomy (*or-kid-ek'-to-me*) [*orchis-*; ἐκτομή, excision]. Castration.

orchidemphraxis (*or-kid-em-fraks'-is*) [*orchis-*; ἔμφραξις, stoppage]. Obstruction of the vessels of the testis.

orchidin (*or'-kid-in*). A proprietary fluid from the testicle; used as a nervine.

orchidion (*or-kid'-e-on*) [dim. of ὄρχις, testicle]. A small testicle.

orchiditis (*or-kid-i'-tis*). Synonym of *orchitis*.

orchidocatabasis (*or-kid-o-kat-ab'-as-is*) [*orchido-*, καταβασις, a going down]. Descent of the testicle into the scrotum.

orchidocele (*or-kid'-o-sēl*). Syn. of *orchiocele*.

orchidocelioplasty (*or-kid-o-se-le-o-plas'-te*) [*orchido-*; κοιλια, belly; πλάσσειν, to form]. Operation of replacing in the abdomen an imperfectly descended testicle; it is claimed that while there is no spermatogenesis yet the internal secretion of the testis is not lost.

orchidodynia (*or-kid-o-din'-e-ah*). Synonym of *orchiodynia*.

orchidoncus (*or-kid-ong'-kus*) [*orchido-*; ὄγκος, tumor]. A tumor or tumefaction of the testicle.

orchidopexia (*or-kid-o-peks'-e-ah*). See *orchidopexy*.

orchidopexy (*or'-kid-o-peks-e*) [*orchido-*; πῆξις, fixation]. Same as *orchidorrhaphy*.

orchidorrhaphy (*or-kid-or'-a-fe*) [*orchido-*; ῥαφή, suture]. Suturing of the testicle to the surrounding tissue.

orchidoscheocele (*or-kid-os'-ke-o-sēl*) [*orchido-*; ὄσχη, scrotum; κήλη, tumor]. A scrotal hernia with enlargement of the testicle.

orchidospongioma (*or-kid-o-spun-je-o'-mah*) [*orchido-*; σπογγία, sponge; ὄμα, tumor]. A tuberculous tumor of the testicle.

orchidotherapy (*or-kid-o-ther'-ap-e*). The therapeutic use of testicular extracts.

orchidotomy (*or-kid-ot'-o-me*) [*orchido-*; τομή, a cutting]. Incision of the testicle.

orchidotuberculum (*or-kid-o-tū-ber'-kū-lum*). See *orchidospongioma*.

orchidotyloma (*or-kid-o-ti-lo'-mah*) [*orchido-*; τύλος, callus; ὄμα, tumor]. A callous nodule of the testicle

orchiectomy (*or-ke-ek'-to-me*). Synonym of *orchidectomy*.

orchiepididymitis (*or-ke-ep-id-id-im-i'-tis*) [*orchi-*; *epididymitis*]. Inflammation of both testis and epididymis.

orchilytic (*or-kil-it'-ik*) [ὄρχις, testicle; λύτικος, dissolving]. Disorganization of testicular tissue.

orchio-. See *orchi-*.

orchiocele (*or'-ke-o-sēl*) [*orchio-*; κήλη, tumor]. 1. A tumor of the testicle. 2. Scrotal hernia.

orchiodynia (*or-ke-o-din'-e-ah*) [*orchio-*; ὀδύνη, pain]. Pain in the testicles.

orchioncus (*or-ke-ong'-kus*). Synonym of *orchidoncus*.

orchioneuralgia (*or-ke-o-nū-ral'-je-ah*). Synonym of *orchialgia*.

orchiopexy (*or-ke-o-pek'-se*). Synonym of *orchidopexy*.

orchioplasty (*or'-ke-o-plas-te*) [*orchio-*; πλάσσειν, to form]. Any plastic operation on the scrotum.

orchiorrhaphy (*or-ke-or'-af-e*). Synonym of *orchidorrhaphy*.

orchioscheocele (*or-ke-os'-ke-o-sēl*). Synonym of *orchidoscheocele*.

orchioscirrhus (*or-ke-os-kir'-us*) [*orchio-*; σκιῤῥός, induration]. A hard carcinomatous tumor of the testicle.

orchiotomy (*or-ke-ot'-o-me*). Synonym of *orchidotomy*.

orchis (*or'-kis*) [ὄρχις, a testicle]. 1. A genus of plants furnishing salep and vanilla. 2. The testicle.

orchitic (*or-kit'-ik*). Relating to orchitis.

orchitin (*or'-kit-in*). A sterilized testicular extract.

orchitis (*or-ki'-tis*) [*orchis-*; ῖτις, inflammation]. Inflammation of the testicle.

orchitomy (*or-kit'-o-me*). Synonym of *orchotomy*.

orchizyl (*or'-kiz-il*). A proprietary preparation containing pituitary, thyroid, suprarenal, thymus, testicle and pineal substance.

orchocele (*or'-ko-sēl*). Synonym of *orchiocele*.

orchos (*or'-kos*) [ὄρχος, tarsus]. The tarsal cartilage.

orchotine (*or'-kot-in*). Trade name of a preparation claiming to be a sexual stimulant.

orchotomy (*or-kot'-o-me*) 1. [ὄρχις, testis; τομή, a cutting]. Castration. 2. [ὄρχος, tarsus; τομή, a cutting]. Removal of the tarsal cartilages.

orcin, orcinol (*or'-sin, or'-sin-ol*) [*Orcus*, Pluto, from its dark color], $C_7H_6(OH)_2$. A substance found in many lichens of the genera *Roccella* and *Lecanora*. It is an antiseptic and has been used instead of resorcinol. **o. reaction for xylose in the urine,** heat the urine with an equal volume of hydrochloric acid and a trace of orcin. As soon as a green color is apparent, cool the solution and shake with amyl-alcohol. The amyl-alcohol takes on a green color and in the spectroscope shows the characteristic band between C and D, and, in addition, a more uncertain band, more toward the red.

orcinol (*or'-sin-ol*). Orcin.

ordeal bark (*or'-de-al*). Casca-bark. **o. bean o. nut.** See *physostigma*.

order (*or'-der*) [*ordo*, a rule]. Systematic arrangement. In biology, the taxonomic group below a class and above a family.

orderly (*or'-der-le*). A male hospital attendant.

orectic (*or-ek'-tik*) [ὄρεξις, appetite]. Stimulating appetite.

orexin (*o-reks'-in*) [ὄρεξις, appetite], $C_{14}H_{18}N_2 \cdot HCl.2H_2O$. Phenyldihydroquinazolin hydrochloride used as a stomachic. Dose 4–7 gr. (0.26–0.45 Gm.). **o. tannate,** a light yellow powder, used as an appetizer and stomachic. Dose 4–8 gr. (0.25–0.5 Gm.).

orexis (*o-reks'-is*) [ὄρεξις, appetite]. Appetite.

orexoids (*o-reks'-oids*). Trade name of 5-gr. orexin tannate tablets.

organ (*or'-gan*) [ὄργανον, an organ]. Any part of the body having a definite function to perform. **o. of Corti.** See under *ear*. **o., enamel-,** a club-shaped process of epithelium growing from the dental ridge and forming a cap over the dental papilla. From it the enamel of the tooth is developed. **o. of Giraldès.** See *Giraldès' organ*. **o., Jacobson's.** See *Jacobson's organ*. **o.s of reproduction,** the testicles and penis and its glands in the male, the uterus and its appendages and the vagina and its glands in the female. **o. of Rosenmueller.** See *parovarium*. **o., segmental,** a mesoblastic embryonic structure consisting of three parts—the pronephros, the mesonephros, or Wolffian body, and the metanephros.

organa (*or'-gan-ah*) [L.]. Plural of *organum*. **o. genitalia,** genital organs. **o. genitalia muliebria,** female genital organs. **o. genitalia virilia,** male genital organs. **o. oculi accessoria,** accessory organs of eye. **o. palpantia,** tactile organs. **o. sensuum,** sense organs. **o. uropoetica,** uropoietic organs. **o. urticantia,** the nematophores or nematillæ of Cœlenterates.

organacidia (*or-gan-as-id'-e-ah*). The presence of organic acids, especially in the stomach. **o. gastrica,** the presence of large quantities of organic acids in the gastric contents.

organelle (*or'-gan-el*). Any one of those parts of the protozoan protoplasm having a special function.

organic (*or-gan'-ik*) [*organ*]. Having, pertaining to, or characterized by organs; pertaining to the animal and vegetal worlds; affecting the structure of organs. **o. acid,** any acid containing the carboxyl group COOH. **o. chemistry,** the chemistry of the carbon compounds, carbon being the central element of compounds occurring in organized beings. **o. compound,** any chemical compound containing carbon. **o. disease,** disease of an organ attended with structural changes.

organidin (*or-gan'-id-in*). Trade name of a preparation of an iodine compound with an organic base.

organism (*or'-gan-izm*) [*organ*]. A body consisting of an aggregation of organs having a definite function; any living organized being, either animal or vegetable.

organization (*or-gan-iz-a'-shun*) [*organ*]. 1. The orderly arrangement of organs or parts. 2. An organism. 3. The conversion into an organ, or

into something resembling an organ, or into living tissue.

organo- (*or-gan-o-*) [*organ*]. A prefix meaning relating to the organs.

organofaction (*or-gan-o-fak'-shun*) [*organo-*; *facere*, to make]. The development of an organ of the body.

organoferric (*or-gan-o-fer'-ik*). Consisting of iron and some organic substance.

organogel (*or-gan'-o-jel*). A hydrogel in which the dispersion medium is an organic liquid instead of water.

organogenesis (*or-gan-o-jen'-es-is*) [*organo-*; γένεσις, origin]. The development process of an organ.

organogenetic (*or-gan-o-jen-et'-ik*) [*organogenesis*]. Pertaining to organogenesis.

organogeny (*or-gan-oj'-en-e*). Same as organogenesis, *q. v.*

organography (*or-gan-og'-ra-fe*) [*organo-*; γράφειν, to write]. A descriptive treatise of the organs of an animal or plant.

organoid (*or'-gan-oid*) [*organo-*; εἶδος, like]. Resembling an organ.

organoleptic (*or-gan-o-lĕp'-tik*) [*organo-*; ληπτικός, taking]. 1. Making an impression upon some organ, chiefly of special sense. 2. Plastic; capable of receiving organization.

organology (*or-gan-ol'-o-je*) [*organo-*; λόγος, science]. The science that treats of the organs of plants and animals.

organoma (*or-gan-o'-mah*) [*organo-*; ὄμα, tumor]. A tumor containing distinct organs or parts of organs, but not so arranged as to form a body or part of one.

organometallic (*or-gan-o-met-al'-ik*). Applied to a combination of an alcoholic radical with a metal or metalloid.

organon (*or'-gan-on*) [ὄργανον, an organ; instrument]. 1. An *organ*, *q. v.* 2. A code of principles. **o. auditus**, the organ of hearing. **o. gustus**, the organ of taste. **o. olfactus**, the organ of smell. **o. spirale**, the organ of Corti. **o. tactus**, the organ of touch. **o. visus**, the organ of vision. **o. vomeronasale**. See *Jacobson's organ*.

organonomy (*or-gan-on'-o-me*) [ὄργανον, organ; νόμος, law]. The totality of the natural laws of the conduct and functions of organic life.

organonym (*or-gan'-o-nim*) [ὄργανον, an organ; ὄνομα, name]. The name of an organ or part.

organonymy (*or-gan-on'-im-e*) [ὄργανον, organ; ὄνομα, name]. A system of nomenclature of the organs.

organopathism (*or-gan-op'-ath-izm*) [ὄργανον, an organ; πάθος, disease]. The doctrine of special study and investigation of the pathology of each and every organ by itself.

organopathy (*or-gan-op'-ath-e*) [ὄργανον, organ; πάθος, disease]. 1. The disease of an organ. 2. A term used by Sharp to express the local action of drugs. 3. The same as *organopathism*.

organopexia, organopexy (*or-gan-o-peks'-e-ah, organ'-o-peks-e*) [*organo-*; πῆξις, a fixing]. The surgical fixation of a misplaced organ.

organoplastic (*or-gan-o-plas'-tik*) [ὄργανον, an organ; πλάσσειν, to form, to mold]. Applied to cells or tissues from which organs develop.

organoplasty (*or'-gan-o-plas-te*) [ὄργανον, organ; πλάσσειν, to form, to mold]. The origin or development of plant and animal organs.

organopoiesis (*or-gan-o-poi-e'-sis*) [ὄργανον, an organ; ποίησις, formation]. See *organoplasty*.

organopoietic (*or-gan-o-poi-et'-ik*). Relating to organopoiesis.

organosol (*or-gan'-os-ol*). A proprietary preparation of colloidal silver with an organic solvent; used in gonorrhea.

organotherapeutic (*or'-gan-o-ther-ap-ŭ'-tik*). Relating to the treatment of disease by means of animal extracts.

organotherapy (*or-gan-o-ther'-ap-e*) [*organo-*; θεραπεία, treatment]. The treatment of diseases by means of animal organs or extracts from them. **o., empirical**, organotherapy the results of which cannot be explained scientifically. **o., homostimulative**, organotherapy as illustrated by Hallion's law, *q. v.* **o., substitutive**, organotherapy to replace a missing secretion.

organotrophic (*or-gan-o-tro'-fik*) [ὄργανον, organ; τροφή, nourishment]. Relating or belonging to the nourishment of organized tissue.

organotropic (*or-gan-o-trop'-ik*) [*organo-*; τρέπειν, to turn]. 1. Pertaining to substances which act on the organs of the body. 2. Producing degeneration of organs. See *plasmotropic*.

organotropy (*or-gan-ot'-ro-pe*) Combining affinity which exists between certain chemical agents and cells of the body.

organum (*or'-gan-um*) [L.]. See *organ*.

orgasm (*or'-gazm*) [ὀργασμός, swelling]. Intense excitement, especially that occurring during sexual intercourse; the culmination, of the sexual act and ejaculation of the seminal fluid.

orgastic (*or-gas'-tik*) [ὀργάειν, to swell]. Pertaining to, or characterized by, orgasm.

oridine (*or'-id-ĕn*). Trade name of the calcium salt of the iodized fatty acids of cottonseed oil; it contains 23–25% of iodine in organic combination.

oriental (*o-re-en'-tal*) [*oriens*, the east]. Pertaining to the orient or east. **o. boil.** See *furunculus orientalis*. **o. plague.** See *plague*.

orientation (*o-re-en-ta'-shun*) [see *oriental*]. 1. The act of determining one's position in space (*subjective orientation*), or the position of surrounding objects with reference to each other (*objective orientation*). 2. The relative position of the substitution elements or radicals in the benzene ring

orifacial (*or-if-a'-shal*) [*os, oris*, mouth; *facies*, face]. Pertaining to the mouth and face. **o. angle**, in craniometry, the angle formed by the junction of the plane passing through the masticating surface of the superior maxilla with the facial line.

orifice (*or'-if-is*) [*orificium*, an opening]. An opening.

orificial (*or-if-ish'-al*) [*orifice*]. Pertaining to an orifice. **o. surgery.** See *Pratt's operation*.

orificialist (*or-if-ish'-al-ist*). One who treats disease by the practice of orificial surgery.

orificium (*or-if-ish'-e-um*) [L.]. Orifice. **o. epiploicum**, a synonym of *foramen of Winslow*. **o. externum uteri**, external orifice or os of uterus. **o. infundibuli**, a synonym of *helicotrema*. **o. internum uteri**, internal orifice or os of uterus. **o. urethræ externum**, external orifice of urethra. **o. urethræ internum**, internal orifice of urethra. **o. ureteris**, orifice of ureter. **o. vaginæ**, orifice of vagina.

oriform (*or'-if-orm*) [*os, oris*, mouth; *forma*, form]. Having the shape of a mouth.

Origanum (*o-rig'-an-um*) [ὀρίγανον, marjoram]. A genus of plants of the order *Labiatæ*. *O. majorana*, sweet marjoram, is used as a condiment. *O. vulgare*, wild marjoram, contains a pungent oil (*oleum origani*), consisting chiefly of terpene, $C_{10}H_{16}$. Origanum is tonic, excitant, diaphoretic, emmenagogue, and locally

anodyne. It is also employed as a clearing-agent in microscopy.

origin (*or'-ij-in*) [*oriri*, to arise]. The beginning or starting-point of anything. **o., deep,** or **ental,** of a nerve, its beginning in the cells of the nerve-center. **o. of a muscle,** the point of attachment of a muscle which remains relatively fixed during contraction of the muscle. **o., superficial,** or **ectal,** of a nerve, the point at which it emerges from the brain or cord.

orinasal (*o-ri-na'-zal*). See *oronasal.*

orizabin (*o-riz'-ab-in*). Same as *jalapin.*

ormosine (*or'-mo-sēn*). A crystalline alkaloid from the seeds of *Ormosia dasycarpa,* of South America. It is hypnotic, sedative, and narcotic. The hydrochloride is also used.

ornus (*or'-nus*) [L.]. See *fraxinus.*

oro-. For words beginning thus, see also under **orrho-.**

oroanal (*o-ro-a'-nal*) [*os, oris,* mouth; *anus*]. Extending from the mouth to the anus.

orolingual (*o-ro-lin'-gwal*) [*os,* mouth; *lingua,* tongue]. Pertaining to the mouth and the tongue.

oronasal (*o-ro-na'-zal*). Pertaining to the mouth and the nose.

oronosus (*o-ron'-o-sus*) [ὄρος, mountain; νόσος, disease]. A disease prevalent in mountain regions. See *mountain sickness.*

oropharyngeal (*o-ro-far-in'-je-al*) [*os, oris,* mouth; *pharynx*]. Pertaining to, or situated in, the orpharynx.

oropharynx (*o-ro-far'-inks*) [*os,* mouth; *pharynx*]. The pharynx proper, situated below the level of the lower border of the soft palate, as distinguished from the nasopharynx.

orotherapy (*or-o-ther'-a-pe*). See *orrhotherapy.*

oroxylon (*or-oks'-il-on*) [ὄρος, mountain; ξύλον, wood]. A genus of the *Bignoniaceæ. O. indicum* is indigenous to tropical Asia. The root-bark is tonic and astringent and a powerful sudorific. The leaves are applied to ulcers.

Oroya fever (*o-roi'-yah*) [S. Amer.]. The febrile stage of *verrugas, q. v.*

orphol (*or'-fol*). See *bismuth betanaphtholate.*

orpiment (*or'-pim-ent*). Arsenic trisulphide.

orrhagogus (*or-ag'-o-gus*) [ὀρρός, serum; ἄγειν, to lead]. Synonym of *hydragogue.*

orrhochezia (*or-o-ke'-ze-ah*) [ὀρρός, serum; χέζειν, to relieve oneself] Serous diarrhea.

orrhodermitis (*or-o-der-mi'-tis*). See *serodermitis.*

orrhodiagnosis (*or-o-di-ag-no'-sis*) [ὀρρος, serum]. Serodiagnosis.

orrhoimmunity (*or-o-im-ū'-nit-e*). Passive immunity.

orrhology (*or-ol'-o-je*) ὀρρος, serum; [λόγος, science]. Serology.

orrhoreaction (*or-o-re-ak'-shun*). Seroreaction.

orrhorrhea, orrhorrhœa (*or-or-e'-ah*) [ὀρρός, serum; ῥοία, a flow]. An abnormally great flow of serum. Also, a watery discharge; rice-water discharges.

orrhos (*or'-ros*) [ὀρρός, serum]. Serum; whey.

orrhosis (*or-o'-sis*) [ὀρρός, serum]. The production of serum.

orrhotherapeutic (*or-ro-ther-ap-ū'-tik*). Pertaining to serum therapy.

orrhotherapy (*or-o-ther'ap-e*) [ὀρρός, serum; θεραπεία, therapy]. 1. The treatment of disease by the use of human or animal blood-serum containing antitoxins; serum therapy. 2. Whey-cure.

orris (*or'-is*). See *iris* (2).

orsudan (*or'-sū-dan*). Trade name for sodium methylacetylaminophenylarsonate. It contains 25.4% of arsenic, and is used in the treatment of syphilis.

ortharthragra (*orth-arth-ra'-grah*) [*ortho-;* ἄρθρον, joint; ἄγρα, seizure]. True gout.

orthiauchenus (*orth-e-awk'-en-us*) [ὀρθιος, upright; αὐχήν, neck]. Lissauer's term for a skull in which the angle formed between the radius fixus and the line joining the basion and the inion is between 38° and 49°.

orthin (*or'-thin*), $C_7H_8N_8O_3$. An antiseptic derivative of phenylhydrazin.

orthiochordus (*orth-e-o-kord'-us*) [ὀρθιος, upright; χορδή, cord]. Lissauer's term for a skull in which the angle formed between the radius fixus and the line joining the hormion and the basion is between 33.2° and 52°.

orthiocoryphus (*orth-e-o-kor'-if-us*) [ὀρθιος, upright; κορυφή, head]. Lissauer's term for a skull in which the angle formed between the radius fixus and the line joining the bregma and the lambda is between 29° and 41°.

orthiodontus (*orth-e-o-don'-tus*) [ὀρθιος, upright; ὀδόυς, a tooth]. Lissauer's term for a skull in which the angle between the radius fixus and the line joining the alveolar and subnasal points is between 88° and 121°.

orthiometopus (*orth-e-o-met-o'-pus*) [ὀρθιος, upright; μέτωπον, forehead]. Lissauer's term for a skull in which the angle between the radiue fixus and the line joining the bregma and the nasal point is between 47° and 60°.

orthiopisthius (*orth-e-o-pis'-the-us*) [ὀρθιος, upright, ὄπισθεν, behind] Lissauer's term for a skull in which the angle between the radius fixus and the line joining the lambda and the inion is between 84° and 95°.

orthiopisthocranius (*orth-e-o-pis-tho-kra'-ne-us*) [ὀρθιος, upright; ὄπισθεν, behind; κρανίον, skull]. Lissauer's term for a skull in which the angle formed between the radius fixus and the line joining the lambda and the opisthion is between 107° and 119°.

orthioprosopus (*orth-e-o-pros-o'-pus*) [ὀρθιος, upright; πρόσωπον, face]. Lissauer's term for a skull in which the angle formed between the radius fixus and the line joining the nasion and the alveolar point is between 89 4° and 100°.

orthiopylus (*orth-e-op'-il-us*) [ὀρθιος, upright; πύλη, gate]. Lissauer's term for a skull in which the angle formed between the radius fixus and the line joining the middle point of the anterior margin of the foramen magnum and the middle point of the posterior margin of the foramen magnum is between 15.5° and 24°.

orthiorrhinus (*orth-e-or-i'-nus*) [ὀρθιος, upright; ῥίς, nose]. Lissauer's term for a skull in which the angle formed between the radius fixus and the line joining the nasion and the subnasal point is between 87.5° and 98°.

orthiuraniscus (*orth-e-ū-ran-is'-kus*) [ὀρθιος, upright; οὐρανίσκος, canopy]. Lissauer's term for a skull in which the angle formed between the radius fixus and a line joining the posterior border of the incisor foramen and the alveolar point is between 40° and 60°.

ortho- (*or-tho-*) [ὀρθός, right; straight]. 1. A prefix denoting straight, normal, or true. 2. In chemistry, a prefix denoting that one among several compounds of the same elements which is considered the normal compound. Among derivatives of the benzol-ring it refers to those formed by the substitution of two adjacent hydrogen atoms.

orthoacid (*or'-tho-as-id*). An acid in which the hydroxyl groups are equal in number to the valence of the acidulous element; when this acid is not known, the one whose number of hydroxyl groups most nearly equals the valence of the acidulous element is improperly called an orthoacid.

orthoarteriotony (*or-tho-ar-te-re-ot'-on-e*) [*ortho-; arteria*, artery; τόνος, tension]. Normal blood pressure.

orthobiosis (*or-tho-bi-o'-sis*) [*ortho-; βίος*, life]. Correct living; living in accordance with all the laws of hygiene.

orthocardiac sign (*or-tho-kar-de-ak*). See *Linerato's sign*.

orthocephalic (*or-tho-sef-al'-ik*) [*ortho-; κεφαλή*, head]. Pertaining to orthocephaly.

orthocephalism (*or-tho-sef'-al-izm*). Synonym of *orthocephaly*.

orthocephalous (*or-tho-sef'-al-us*) [*ortho-; κεφαλή*, head]. Having a skull with a vertical index of from 70.1 to 75.

orthocephaly (*or-tho-sef'-al-e*) [*ortho-; κεφαλή*, head]. The condition of having a skull with a vertical index of from 70 1° to 75°.

orthochorea (*or-tho-ko-re'-ah*) [*ortho-; chorea*]. Choreic movements in the erect posture.

orthochlorphenol (*or-tho-klor-fe'-nol*). Ortho-monochlorphenol.

orthochromatic (*or-tho-kro-mat'-ik*) [*ortho-; χρῶμα*, color] A term used in photography to denote correctness in the rendering of colors.

orthochromophil, orthochromophile, (*or-tho-kro'-mo-fil, or-tho-kro'-mo-fēl*) [*ortho-; χρώμα*, color; *φίλος*, loving]. Staining correctly with neutral dyes.

orthocrasia (*or-tho-kra'-ze-ah*) [*ortho-; κράσις*, temperament]. A condition in which there is no idiosyncrasy.

orthocresol (*or-tho-kre'-sol*), C_7H_8O. One of the forms of cresol, *q. v.* It occurs in small amounts in urine.

orthocytosis (*or-tho-si-to'-sis*) [*ortho-; κύτος*, cell]. Condition of the blood in which only the normal corpuscles are present.

orthodactylous (*or-tho-dak'-til-us*) [*ortho-; δάκτυλος*, a finger]. Having straight digits.

orthodiagram (*or-tho-di'-ah-gram*). The record made by an orthodiagraph

orthodiagraph (*or-tho-di'-ah-graf*) [*ortho-; diagraph*]. A radiographic apparatus which records accurately and quickly the dimension, form, and position of internal organs of the body or the location of foreign bodies.

orthodiagraphy (*or-tho-di-ag'-raf-e*). The mode of determining by the aid of the roentgen-rays the exact dimensions of an internal organ by the shadow which it throws upon the fluorescent screen.

orthodolichocephalous (*or-tho-do-lik-o-sef'-al-us*) [*ortho-; δολιχός*, long; *κεφαλή*, head]. Having a long and straight head; having a vertical index between 70.1° and 75°, and a transverso-vertical index between 70° and 74.9°.

orthodontia (*or-tho-don'-she-ah*) [*ortho-; ὀδούς*, tooth]. The correction of irregularities of the teeth.

orthodontics (*or-tho-don'-tiks*) [*orthodontia*]. "That branch of dentistry which deals with the principles and practices involved in the prevention and correction of malocclusion of the teeth, and such other malformations and abnormalities as may be associated therewith."

orthoform (*or'-tho-form*), $C_6H_3(OH)(NH_2)COOH_3$. A white, crystalline, odorless, tasteless powder, slightly soluble in water, soluble in alcohol or ether; used as a local anesthetic and antiseptic and internally in cancer of the stomach. Dose 7½–15 gr. (0.5–1.0 Gm.). Syn., *methylparaamidometaoxybenzoate*. **o. emulsion,** orthoform, 25 parts, in olive-oil, 100 parts. It is recommended in subcutaneous injection in laryngeal tuberculosis. **o., new,** metaamidoparaoxybenzoic-methylester—a cheaper product, used as is the original orthoform.

orthognathic (*or-thog-na'-thik*). Same as *orthognathous*.

orthognathism (*or-thog'-na-thizm*) [*ortho-; γνάθος*, jaw]. The quality of being orthognathous, or of having jaws with little or no forward projection.

orthognathous (*or-thog'-na-thus*) [*ortho-; γνάθος*, the jaw]. Straight-jawed; having a gnathic angle of from 83° to 90°.

orthograde (*or'-tho-grād*) [*ortho-; gradus*, a step]. Walking or standing in the upright position.

ortholiposis (*or-tho-li-po'-sis*) [*ortho-; λίπος*, fat]. Condition in which the relation of a person's weight to his height is normal.

orthomesocephalous (*or-tho-mez-o-sef'-al-us*) [*ortho-; μέσος*, middle; *κεφαλή*, the head]. In craniometry, a term applied to a skull with a transversovertical index between 75.1° and 79.9°, and a vertical index between 70.1° and 75°.

orthometer (*or-thom'-et-er*) [*ortho-; μέτρον*, a measure]. An instrument for measuring the relative degree of protrusion of the eyes.

orthomethylacetanilid (*or-tho-meth-il-as-e-tan'-il-id*). Exalgine.

orthomonochlorphenol (*or-tho-mon-o-klor-fe'-nol*). An anesthetic drug used in rhinitis; also an antiseptic used in lupus.

orthomorphia (*or-tho-mor'-fe-ah*) [*ortho-; μορφή*, form]. The surgical correction of deformity.

orthonal (*or'-tho-nal*). A local anesthetic said to contain cocaine hydrochloride, alypin, and epinephrine.

orthopedia, orthopædia (*or-tho-pe'-de-ah*). Orthopedics.

orthopedic, orthopædic (*or-tho-pe'-dik*) [*ortho-; παῖς*, child]. Pertaining to the correction of deformities, especially in children. **o. surgery,** the branch of surgery devoted to the correction of deformities.

orthopedics, orthopædics (*or-tho-pe'-diks*). See *orthopedic surgery*.

orthopedist, orthopædist (*or-tho-pe'-dist*). One who practises orthopedic surgery.

orthopercussion (*or-tho-per-kush'-un*). Percussion in which the distal phalanx of the percussing finger is held at right angles to the surface being percussed.

orthophoria (*or-tho-fo'-re-ah*) [*ortho-; φόρος*, a tending]. 1. A tending of the visual lines in parallelism. 2. Normal balance of the eye muscles.

orthophosphoric acid (*or-tho-fos-for'-ik*). See *acid, orthophosphoric*.

orthoplasy (*or'-tho-plaz-e*) [*ortho-; πλάσις*, a forming]. The directive or determining influence of organic selection in evolution.

orthopnea, orthopnœa (*or-thop-ne'-ah*) [*ortho-; πνεῖν*, to breathe]. A condition marked by quick and labored breathing, in which the patient finds relief only by maintaining an upright position.

orthopneic (*or-thop-ne'-ik*) [*orthopnea*]. Characterized by orthopnea.

orthopraxis, orthopraxy (*or-tho-praks'-is, or'-tho-praks-e*) [*ortho-; πρᾶξις*, doing]. Correction of the deformities of the body.

orthopsychiatry (*or-tho-sy-ki'-at-re*) [*ὀρθός*, right; *ψυχή*, mind; *ἰατρεία*, healing art]. Disorders of behavior, and their treatment.

orthoptic (*or-thop'-tik*) [*ortho-; optic*]. Pertaining to normal binocular vision. **o. training**, a method of correcting the defective vision of those having strabismus or muscular insufficiency, by stereoscopic and other ocular exercises of a gymnastic kind.

orthopygium (*or-tho-pij'-e-um*) [*ortho-; πυγή*, the rump]. Synonym of *coccyx*.

orthoroentgenography (*or-tho-rent-gen-og'-ra-fe*). Orthodiagraphy.

orthoscope (*or'-tho-skōp*) [*ortho-; σκοπεῖν*, to see]. 1. An instrument for examination of the eye through a layer of water, whereby the curvature, and hence the refraction, of the cornea is neutralized and the cornea acts as a plane medium. 2. An instrument, for use in drawing the projections of skulls.

orthoscopic (*or-tho-skop'-ik*) [*orthoscope*]. 1. Pertaining to an orthoscope or to orthoscopy. 2. Applied to lenses cut from the periphery of a large lens. 3. Having normal vision.

orthoscopy (*or-thos'-ko-pe*) [*orthoscope*]. The examination of the eye with the orthoscope.

orthosis (*or-tho'-sis*) [*ὀρθώσις*, a making straight]. The process of straightening a distorted part.

orthostatic (*or-tho-stat'-ik*) [*ortho-; στατός*, standing]. Pertaining to or caused by standing upright. **o. albuminuria**, albuminuria which occurs when the patient stands on his feet or exercises for long periods of time, but which disappears after a period of rest in bed.

orthotast (*or'-tho-tast*) [*ortho-; τάσσειν*, to arrange]. A device for straightening curvatures of long bones. It has also been used as a tourniquet.

orthoterion, orthoterium (*or-tho-te'-re-on, or-tho-te'-re-um*) [*ortho-*]. An apparatus for straightening curved limbs.

orthotic (*or-thot'-ik*). 1. Pertaining to orthosis. 2. Orthostatic.

orthotonus (*or-thot'-o-nus*) [*ortho-; τόνος*, tension]. Tetanic cramp in which the body lies rigid and straight.

orthotrophy (*or-thot'-ro-fe*) [*ortho-; τροφή*, nourishment]. Correct or normal nourishment; the normal process of nutrition.

orthotropic (*or-tho-trop'-ik*) [*ortho-; τρέπειν*, to turn]. Pertaining to orthotropism.

orthotropism (*or-thot'-ro-pizm*) [*ortho-; τρέπειν*, to turn]. Vertical, upward, or downward growth.

oryza (*o-ri'-zah*). See *rice*.

oryzanin (*o-ri'-zan-in*). An antineuritic vitamin from rice, bran, etc.

O. S. Abbreviation for *oculus sinister*, left eye.

Os. The chemical symbol of *osmium*.

os [L.: *gen., oris; pl., ora*]. The mouth. **o. tincæ** ("tench's mouth"), the os uteri, or mouth of the uterus. **o. uteri.** Same as *o. uteri internum*. **o. uteri externum**, the external opening or entrance to the uterus. **o. uteri internum**, the internal orifice of the uterus.

os [L.; gen., *ossis*; pl., *ossa*]. A bone. **o. acromiale**, the acromion when not united to the scapula. **o. alæforme**, the sphenoid bone. **o. alare, o. alatum**, the sphenoid bone and alisphenoid bone. **o. ballistæ**, the astragalus. **o. brachii**, the humerus. **ossa bregmatis**, the parietal bones. **o. calcis**, the bone of the heel. **o. breve**, a short bone. **o. capitatum.** See *o. magnum*. **o. convolutum**, the turbinated body. **o. coronale**, the frontal bone. **o. coxæ.** See *o. innominatum*. **o. cubitale**, the cuneiform bone of the wrist. **o. femoris**, the femur. **o. hamatum**, the unciform bone. **o. humeri**, the humerus. **o. ilii**, the ilium. **o. innominatum**, the innominate bone. **ossa intercalaria**, the Wormian bones. **o. ischii**, the ischium. **o. japonicum**, the divided malar bone, a racial characteristic of the Japanese. **o. jugale, o. jugamentum**, the malar bone. **o. juguli**, the clavicle. **o. longum**, a long bone. **o. lunatum**, the semilunar bone. **o. magnum**, the third bone of the second row of the carpus. **o. maxillaris**, the upper jaw. **o. multangulum majus**, the trapezium. **o. multangulum, minus**, the trapezoid. **o. multiforme**, the sphenoid bone. **o. naviculare**, the scaphoid bone. **o. orbiculare.** 1. The pisiform bone. 2. The lenticular process of the incus. **o. orbitale**, the upper of two portions into which the malar bone is sometimes divided by a horizontal suture. **o. pectinis**, the os pubis. **o. pectoris**, the sternum. **o. planum.** 1. A flat bone. 2. Part of the ethmoid bone. **o. pneumaticum**, a hollow bone. **o. præmaxillare**, the intermaxillary bone. **o. pubis**, the pubis. **o. sepiæ**, cuttlefish bone. **o. scutiforme**, the patella. **ossa suturarum**, the Wormian bones. Syn., *ossa triquetra; ossa Wormiana*. **o. tetragonum**, the parietal bone. **o. triangulare.** See *o. cubitale*. **o. trigonum**, an ossicle due to the separation of the external tubercle of the posterior surface of the astragalus and ossification from a distinct center. **o. triquetrum.** See *o. cubitale*. **o. unguis**, the lacrimal bone. **o. ypsiloides**, the hyoid bone. **o. zygomaticum**, the malar bone.

osazone (*o'-saz-ōn*). A compound formed when solutions of sugar are warmed for some time with a solution of phenylhydrazin and dilute acetic acid.

oscedo (*os-e'-do*) [L.]. 1. Yawning. 2. Aphthæ.

oschea (*os'-ke-ah*) [*ὄσχεον*, scrotum]. Syn. of *scrotum*.

oscheal (*os'-ke-al*). Pertaining to the scrotum

oscheitis (*os-ke-i'-tis*) [*oschea; ιτις*, inflammation] Inflammation of the scrotum.

oscheo- (*os-ke-o-*) [*oschea*]. A prefix meaning relating to the scrotum.

oscheocele (*os'-ke-o-sēl*) [*oscheo-; κήλη*, hernia]. Scrotal hernia.

oscheohydrocele (*os-ke-o-hi'-dro-sēl*) [*oscheo-; hydrocele*]. A hydrocele occupying the sac of a scrotal hernia after the return of the bowel to the peritoneal cavity and the shutting off of the sac from the latter.

oscheolith (*os'-ke-o-lith*) [*oscheo-; λίθος*, stone]. Scrotal calculus.

oscheoma (*os-ke-o'-mah*) [*oscheo-; ὄμα*, tumor]. A scrotal tumor.

oscheoncus (*os-ke-ong'-kus*) [*oscheo-; ὄγκος*, swelling]. A swelling or tumor of the scrotum.

oscheoplasty (*os'-ke-o-plas-te*) [*oscheo-; πλάσσειν* to form]. Plastic surgery of the scrotum.

oschitis (*os-ki'-tis*). See *oscheitis*.

oscillation (*os-il-a'-shun*) [*oscillatio; oscillare*, to sway to and fro]. A swinging or vibration; also any tremulous motion.

oscillator (*os'-il-a-tor*) [see *oscillation*]. An apparatus used in mechanical therapeutics.

oscillometer (*os-il-om'-et-ur*) [*oscillare*, to sway to and fro; *μέτρον*, measure]. An instrument for measuring oscillations, such as those seen in taking blood-pressure.

oscilloscope (*os-sil'-o-skōp*) [*oscillation*, σκόπειν, to see] A vacuum tube so constructed as to show whether a current is directional or oscillatory, and in the latter case roughly in which direction the greater quantity of current is flowing.

oscine (*os-ēn*) A derivative of hyoscine

oscitancy (*os'-it-an-se*) [*oscitare*, to yawn] The disposition to yawn, drowsiness

oscitation (*os-it-a'-shun*) The act of yawning

oscodal (*os -ko-dal*) Trade name of a preparation of cod liver oil in tablet form

osculation (*os-kū-la'-shun*) [*osculum*] 1 The union of vessels by their mouths 2 Kissing

osculum (*os'-ku-lum*) [L , "a little mouth] A small aperture

-ose (*-ōs*) [*-osus*] A suffix denoting a member of the carbohydrate group

Osiander's sign of pregnancy (*o-ze-an'-der*) Vaginal pulsation, which may frequently be detected early in pregnancy

-osis (*-o-sis*) A suffix signifying condition of, or state caused by

Osler's disease (*ōz'-ler*) [Sir William *Osler*, English physician, 1849–1919] See *Polycythæmia cyanotica* **O.'s phenomenon**, the agglutination of the blood-platelets observed in blood immediately after its withdrawal from the body **O.'s sign, O.'s spots,** small painful erythematous swellings found in the skin and subcutaneous tissues of the hands and feet, and said to be indicative of subacute or chronic malignant endocarditis

osmate (*oz'-māt*) [*osmium*] A salt of osmic acid

osmatic (*oz-mat' ik*) [*ὀσμη* smell] Characterized by a keen sense of smell, having a highly developed rhinencephalon

osmazome (*oz'-maz-ōm*) [*ὀσμή*, smell, *ζωμός*, broth] A brownish-yellow substance developed by heat in muscular fibers

osmesis (*oz-me'-sis*) [*δσμησις*, a smelling] The act of smelling

osmesthesia (*oz-mes-the'-ze-ah*) [*ὀσμή*, smell, *αἴσθησις*, sensation] Olfactory sensibility

osmic (*oz'-mik*) [*osmium*] Pertaining to or containing osmium **o acid.** See *acid, osmic*

osmicate (*oz'-mik-āt*) To stain with osmic acid

osmics (*oz'-miks*) [*ὀσμη*, smell] The science of odors Pertaining to odors

osmidrosis (*oz-mid-ro'-sis*) [*ὀσμή*, smell, *ἵδρωσις* sweat] The secretion of a malodorous perspiration, bromidrosis

osmium (*oz'-me-um*) [*ὀσμή*, smell] A heavy metallic element belonging to the platinum group Symbol Os, specific gravity 22 48, atomic weight, 190 9, quantivalence II, IV, VI, VIII See *acid, osmic*

osmodysphoria (*oz-mo-dis-fo'-re-ah*) [*ὀσμη*, smell, *δυς*, difficult, *φέρειν*, to bear] Intolerance of certain odors

osmogen (*os'-mo jen*) [*ωσμός*, impulse, *γεννᾶν*, to produce] A substance from which a ferment or enzyme is developed

osmology (*oz-mol'-o-je*). 1 The science of odors and the sense of smell 2 That part of physical science treating of osmosis

osmometer (*oz-mom'-et-er*) [*ὀσμή*, smell; *μέτρον*, a measure] 1 An instrument for testing the sense of smell 2 [See *osmosis*] An apparatus for measuring osmosis

osmophobia (*oz-mo-fo'-be-ah*) [*ὀσμή*, smell; *φόβος*, fear]. A morbid dread of strong smells.

osmoregulatory (*oz-mo-reg'-ū-la-tor-e*). Affecting or regulating the extent and rate of osmosis.

osmos (*oz'-mos*) Trade name of an artificial mineral water, similar to Hunyadi Janos

osmose (*oz-mōs'*) 1 Same as *osmosis*. 2 To undergo osmosis

osmosis (*oz-mo'-sis*) [*ὠσμός*, impulsion]. The passage of liquids and substances in solution through a porous septum. See *endosmosis* and *exosmosis*

osmotherapy (*oz-mo-ther'-a-pe*) [*osmosis; therapy*] Treatment of disease by the administration of hypertonic solutions by intravenous injection

osmotic (*oz mot'-ik*) [*ωσμός*, impulse] Pertaining to osmosis **o. equivalent,** "that figure which indicates the weight of water which replaces by osmosis one part by weight of the substance subjected to the process" **o. pressure,** the pressure exerted by the particles of compounds when dissolved, directly expressed or shown by osmotic phenomena It is equal to that which would be exerted by an equal amount of the substance if it were converted into gas and occupied the same volume at the same temperature as the solution

osphrasia (*os fra'-ze-ah*) Synonym of *osphresis*

osphresiological (*os-fre-ze-o-loj'-ik al*). Pertaining to osphresiology, or to the sense of smell.

osphresiology (*os fre ze-ol'-o je*) [*δσφρησις*, smell, *λόγος*, science] The science of the sense of smell and its organs, also of odors and perfumes

osphresiometer (*os-fre ze-om'-et-ur*) [*δσφρησις*, smell, *μετρον*, measure] Osmometer, *q v*

osphresis (*os fre'-sis*) [*δσφρησις*, smell] The sense of smell, olfaction

osphretic (*os fret'-ik*) [*δσφρητικος*, capable of smelling] Same as olfactory

osphus (*os'-fus*) [*ὀσφύς*, loin] The loin

osphyalgia (*os-fe-al'-je-ah*) [*osphus*, *ἄλγος* pain] Any pain in the hip or loins, sciatica

osphyitis (*os-fi-i'-tis*) [*ὀσφύς*, loin, *ιτις*, inflammation] Lumbar inflammation, coxitis

osphyomyelitis (*os-fi o-mi-el-i'-tis*) [*ὀσφύς* loin, *myelitis*] Myelitis of the lumbar portion of the spinal cord

ossa (*os'-ah*) [L , pl of *os*, a bone] Bones See *os* **o. innominata,** the irregular bones forming the sides and anterior wall of the pelvis **o. lata,** the broad or flat bones forming the walls of cavities **o. longa,** the long bones *e g*, those of the limbs **o. suturarum, o. triquetra, o. wormiana.** See *Wormian bones*

ossagen (*os'-aj-en*) A proprietary remedy used in rickets, said to be the calcium salt of the fatty acids of red bone-marrow Dose 30–60 gr (2–4 Gm) twice daily.

ossalin (*os'-al-in*) A hygroscopic ointment-base prepared from bone-marrow It occurs as a grayish fat with the odor of tallow Syn , *adeps ossium*

ossalinate (*os-al'-in-āt*) A proprietary substitute for cod-liver oil said to be the sodium compound of the acid of ox-marrow

ossature (*os'-at-ūr*) [*os*. a bone]. The arrangement of the bones of the body

ossein, osseine (*os'-e-in*) [*os*, a bone] The organic base of osseous tissue

osselet (*os'-el-et*) [dim of *os*, a bone] A small bone, also a hard nodule on the inner aspect of the horse's knee

osseoalbumoid (*os-e-o-al'-bū-moid*). A proteid substance resembling elastin, obtained from bone after hydration of the collagen

osseoaponeurotic (*os-e-o-ap-on-ū-rot'-ik*) [*os, aponeurosis*] Bounded by bone and the aponeurosis of a muscle

osseocartilaginous (*os-e-o-kar-til-aj'-in-us*). Pertaining to or composed of both bone and cartilage.

osseomucoid (*os-e-o-mū'-koid*). A mucin discovered in bone and having the composition $C_{47.07}H_{6.69}N_{11.81}S_{2.41}O_{21.85}$.

osseous (*os'-e-us*) [*os*]. Bony; composed of or resembling bone.

ossicle (*os'-ik-l*) [*ossiculum*, dim of *os*]. A small bone. **o., Andernach's,** the Wormian bones. **o., auditory,** one of a chain of small bones found in the tympanic cavity of the ear. **o., epactal,** a Wormian bone. **o., Kerkring's,** a point of ossification in the occipital bone, immediately behind the foramen magnum. **o.s, Riolan's,** small bones sometimes found in the suture between the inferior border of the occipital bone and the mastoid portion of the temporal bone.

ossicula (*os-ik'-ū-lah*) [L.]. Plural of *ossiculum*. **o. auditus.** Auditory ossicles; see *ossicle*.

ossiculectomy (*os-ik-ū-lek'-to-me*) [*ossicle*; ἐκτομή, excision]. The excision of an ossicle or of the auditory ossicles.

ossiculotomy (*os-ik-ū-lot'-o-me*) [*ossicle*; τέμνειν, to cut]. Surgical incision of the ossicles of the ear

ossiculum (*os-ik'-ū-lum*) [L.: pl., *ossicula*]. Synonym of *ossicle*. **ossicula calcoidea,** the cuneiform bones of the foot. **ossicula epactalia,** the Wormian bones. **o. hamuli,** a horny nodule in the trochlea near the ventral border of the lacrimal groove. **o. jugulare,** one frequently found in the posterior lacerated foramen **ossicula tritucea,** the lesser cornua of the hyoid bone.

ossiferous (*os-if'-er-us*) [*os, ferre*, to bear]. Containing or producing bone tissue.

ossific (*os-if'-ik*) [*os; facere*, to make] Producing bone.

ossification (*os-if-ik-a'-shun*) [see *ossific*]. The formation of bone.

ossifluence (*os-if'-lū-ens*). Osteolysis.

ossifluent (*os-if'-lū-ent*) [*os; fluere*, to flow] Breaking down and softening bony tissue, as an *ossifluent* abscess.

ossiform (*os'-if-orm*) [*os; forma*, form]. Bone-like.

ossify (*os'-if-i*) [*os*, bone; *facere*, to make]. To turn into bone.

ossifying (*os'-if-i-ing*) [*os, facere*, to make]. Changing into bone. **o. chondroma,** a chondroma that is undergoing ossification. **o. myositis,** inflammation of muscle attended with, or followed by, deposition of bone-like masses.

ossin (*os'-in*) [*os*, a bone]. An extract made from bone-tissue, and used in organotherapy, *q. v.*

ostagra (*os-ta'-grah*) [*osteo-; ἄγρα*, seizure]. A bone-forceps.

ostalgia (*os-tal'-je-ah*) [*osteo-; ἄλγος*, pain]. Pain in a bone.

ostalgic (*os-tal'-jik*). Pertaining to, or characterized by, pain in a bone.

ostalgitis (*os-tal-ji'-tis*) [*osteo-; ἄλγος*, pain; *itis*, inflammation]. Inflammation of a bone attended by pain.

ostarthritis (*ost-ar-thri'-tis*). See *osteoarthritis*.

osteal (*os'-te-al*) [*osteo-*]. Osseous, bony; pertaining to bone.

ostealbumoid (*os-te-al'-bū-moid*). Osseoalbumoid.

ostealgia (*os-te-al'-je-ah*). See *ostalgia*.

ostealgic (*os-te-al'-jik*). Ostalgic.

ostealeosis (*os-te-al-e-o'-sis*) [*osteo-; ἀλλοίωσις*, alteration]. A metamorphosis of the substance of bone, as exemplified in osteosarcoma.

osteameba, osteamœba (*os-te-am-e'-bah*) [*osteo-; amœba*]. A bone-cell or osteoblast regarded as an organism.

osteanabrosis (*os-te-an-ab-ro'-sis*) [*osteo-; ἀναβρώσις*, eating up]. Absorption or atrophy of bone.

osteanagenesis (*os-te-an-aj-en'-es-is*) [*osteo-; ἀναγεννᾶν*, to regenerate]. Regeneration of bone.

osteanaphysis (*os-te-an-af'-is-is*) [*osteo-; ἀναφύειν*, to reproduce]. The reproduction of bone-tissue. Synonym of *osteanagenesis*.

ostearthritis (*os-te-ar-thri'-tis*). See *osteoarthritis*.

ostearthrocace (*os-te-ar-throk'-as-e*) [*osteo-; ἄρθρον*, joint; *κακός*, bad]. Malignant caries of the bones of a joint.

ostearthrotomy (*os-te-ar-throt'-o-me*). See *osteoarthrotomy*.

osteauxe (*os-te-awks'-e*) [*osteo-; αὔξη*, growth]. Abnormal enlargement of a bone.

ostectomy (*os-tek'-to-me*). See *osteectomy*.

ostectopy (*os-tek'-to-pe*) [*osteo-; ἐκτοπός*, placed]. Displacement of bone.

osteectomy (*os-te-ek'-to-me*) [*osteo-; ἐκτομή*, excision]. Excision of a portion of a bone.

ostein, osteine (*os-te'-in*). The same as *ossein*.

osteitic (*os-te-it'-ik*) [*osteo-; itis*, inflammation] Pertaining to osteitis.

osteitis, ostitis (*os-te-i'-tis, os-ti'-tis*) [*osteo-; itis*, inflammation]. Inflammation of bone. **o. carnosa,** inflammation of bone, attended with the presence of an excess of fungous granulations. **o., condensing,** a form usually involving the whole of a hollow bone, and resulting in the filling of the medullary cavity with a dense bony mass; new bone usually forms on the surface, so that the bone becomes heavier and denser than normal. **o. deformans,** a rare form characterized by the production of deformity. **o. fungosa,** a simple inflammatory hyperplasia of the medulla and of the compact substance of bone characterized by fungoid granulations and leading to new ossification or destructive chronic inflammation **o., gummatous,** a chronic form due to syphilis and characterized by the formation of gummata in the cancellous tissue of the epiphysis, in the shaft of a bone, or in the periosteum. **o. fibro'sa cys'tica.** See *Recklinghausen's disease*. **o., rarefying.** See *osteoporosis*. **o., sclerosing.** See *osteosclerosis*.

ostelin (*os'-tel-in*) Trade product of cod-liver oil said to promote normal calcium metabolism.

ostembryon (*os-tem'-bre-on*) [*osteo-; ἔμβρυον*, fetus]. Synonym of *lithopedion*.

ostemia, ostæmia (*os-te'-me-ah*) [*osteo-; αἷμα*, blood]. A morbid condition of bone distinguished by its turgescence with blood.

ostempyesis (*os-tem-pi-e'-sis*) [*osteo-; ἐμπύησις*, suppuration]. Suppuration of bone.

osteo- (*os-te-o-*) [*ὀστέον*, bone]. A prefix signifying connection with or relation to bone.

osteoanabrosis (*os-te-o-an-ab-ro'-sis*) [*osteo-; ἀνά*, up; *βρῶσις*, eating]. Absorption of bone or its destruction, as by osteoclasts.

osteoanagenesis (*os-te-o-an-aj-en'-es-is*). Osteanagenesis.

osteoaneurysm (*os-te-o-an'-ū-rizm*) [*osteo-; aneurysm*]. Aneurysm of the arteries of a bone; a pulsating tumor of a bone.

osteoarthritis (*os-te-o-ar-thri'-tis*) [*osteo-; arthritis*]. 1. An inflammation of the bones forming a joint. 2. Chronic rheumatoid arthritis.

osteoarthropathy (*os-te-o-ar-throp'-ath-e*) [*osteo-; ἄρθρον*, joint; *πάθος*, disease]. Any disease of bony articulations. **o., hypertrophic pulmonary,** a disease characterized by a bulbous enlargement of the terminal phalanges of the fingers and toes, a thickening of the articular ends of the bones, and a peculiar curvation of the nails. The condition is usually associated

with disease of the lungs or pleura (whence the name *osteoarthropathie pneumonique hypertrophiante* given to it by Marie), and results from the absorption of toxic products from the diseased foci.

osteoarthrotomy (*os-te-o-ar-throt'-o-me*) [*osteo-; arthrotomy*]. Excision of the joint-end of a bone.

osteoblast (*os'-te-o-blast*) [*osteo-; βλαστός*, a germ]. Any one of the cells of mesoblastic origin concerned in the formation of bony tissue.

osteoblastic (*os-te-o-blas'-tik*). Pertaining to osteoblasts, or to the formation of bone.

osteocachexia (*os-te-o-kak-eks'-e-ah*). Cachexia due to disease of the bones.

osteocampsia (*os-te-o-kamp'-se-ah*) [*osteo-; κάμπτειν*, to bend]. Curvature of a bone without fracture, as in osteomalacia.

osteocarcinoma (*os-te-o-kar-sin-o'-mah*). 1. Ossifying carcinoma. 2. Carcinoma of bone.

osteocartilaginous (*os-te-o-kar-tĭl-aj'-in-us*). Pertaining to or composed of both bone and cartilage.

osteocele (*os'-te-o-sēl*) [*osteo-; κήλη*, hernia]. A bone-like substance found in old hernial sacs; also marked hardening of the testicle

osteocephaloma (*os-te-o-sef-al-o'-mah*) [*osteo-; κεφαλή*, head; *ὄμα*, tumor; *pl., osteocephalomata*]. Encephaloma or encephaloid sarcoma of bone.

osteochondritis (*os-te-o-kon-drī'-tis*). Inflammation involving both bone and cartilage.

osteochondroma (*os-te-o-kon-dro'-mah*). A tumor that is in part bony and in part cartilaginous.

osteochondromatosis (*os-te-o-kon-dro-mat-o'-sis*). The presence of several osteochondromata at the same time.

osteochondrophyte (*os-te-o-kon'-dro-fīt*). A bone tumor in which the proportions of bone and cartilage are nearly equal.

osteochondrosarcoma (*os-te-o-kon-dro-sar-ko'-mah*). An osteochondroma with sarcomatous features.

osteochondrous (*os-te-o-kon'-drus*). Pertaining to, or composed of, both bone and cartilage

osteoclasia (*os-te-o-kla'-ze-ah*). See *osteoclasis*.

osteoclasis (*os-te-ok'-la-sis*) [*osteo-; κλάσις*, a breaking]. 1. Fracture of bones for purposes of remedying deformity. 2. The destruction of bony tissue by osteoclasts.

osteoclast (*os'-te-o-klast*) [see *osteoclasis*]. 1. An instrument for performing osteoclasis. 2. One of the large multinuclear cells found against the surface of bone in little eroded depressions (Howship's lacunæ), and concerned in the removal of bone.

osteoclastic (*os-te-o-klas'-tik*) [*osteo-; κλαστός*, broken]. Of the nature of an osteoclast; concerned in the breaking down and absorption of bone.

osteoclastoma (*os-te-o-klas-to'-mah*) [*osteoclast* (2); *ὄμα*, a tumor.] Myeloid sarcoma of bone.

osteoclasty (*os'-te-o-klas-te*). Osteoclasis (1).

osteocomma (*os-te-o-kom'-ah*) [*osteo-; κόμμα*, segment: *pl., osteocommata*]. Any one of a series of bone-segments; in the adult skeleton, a vertebra is an example.

osteocope (*os'-te-o-kōp*). See *osteocopic pain*.

osteocopic pain (*os-te-o-kop'-ik*) [*osteo-; κόπος*, a beating]. A severe pain in a bone, usually worse at night. It is a symptom of osteitis or periostitis, especially of syphilitic origin.

osteocranium (*os-te-o-kra'-ne-um*). The ossified cranium as distinguished from the chondro cranium.

osteocystoma (*os-te-o-sis-to'-mah*). A cystic bone-tumor.

osteodentine (*os-te-o-den'-tēn*) [*osteo-; dens*, tooth]. A tissue of the nature of, and intermediate in structure between bone and dentine.

osteodermatoplastic (*os-te-o-der-mat-o-plas'-tik*) [*osteo-; δέρμα*, skin; *πλάσσειν*, to mold]. Pertaining to the formation of osseous tissue in dermal structures.

osteodermatous (*os-te-o-der'-mat-us*). Having an ossified integument. Pertaining to osteodermia.

osteodermia (*os-te-o-der'-me-ah*) [*osteo-; δέρμα*, skin]. Bony formations in the skin.

osteodiastasis (*os-te-o-di-as'-ta-sis*) [*osteo-; διάστασις*, separation]. Separation of bone (as an epiphysis) without true fracture.

osteodiclis (*os-te-o-dik'-lis*). See *diclidostosis*.

osteodynia (*os-te-o-din'-e-ah*) [*osteo-; ὀδύνη*, pain]. A chronic pain in a bone.

osteoencephaloma (*os-te-o-en-sef-al-o'-mah*). Osteocephaloma.

osteoepiphysis (*os-te-o-e-pif'-is-is*). A bony epiphysis.

osteofibrolipoma (*os-te-o-fi-bro-lip-o'-mah*). A tumor of bony, fibrous, and fatty elements.

osteofibroma (*os-te-o-fi-bro'-mah*). A combined osteoma and fibroma.

osteogen (*os'-te-o-jen*) [*osteo-; γεννᾶν*, to produce]. The substance of which osteogenic fibers are made up.

osteogenesis (*os-te-o-jen'-es-is*) [*osteo-; γένεσις*, origin]. The development of bony tissue. **o. imperfecta.** 1. Condition in which bones are prone to fracture. 2. Achondroplasia.

osteogenetic (*os-te-o-jen-et'-ik*) [see *osteogenesis*]. Pertaining to osteogenesis. **o. cell,** an osteoblast **o. layer,** the deep layer of periosteum from which bone is formed.

osteogenic (*os-te-o-jen'-ik*). Synonym of *osteogenetic*.

osteogenous (*os-te-oj'-en-us*). Osteogenetic.

osteogeny (*os-te-oj'-en-e*). See *osteogenesis*.

osteography (*os-te-og'-ra-fe*) [*osteo-; γράφειν*, to write]. Descriptive anatomy of the bones and their articulations.

osteohalisteresis (*os-te-o-hal-is-ter-e'-sis*) [*osteo-; ἅλς*, salt; *στέρησις*, privation]. A loss of the mineral constituents of bone.

osteohelcosis (*os-te-o-hel-ko'-sis*) [*osteo-; ἕλκωσις*, ulceration]. Caries of bone.

osteoid (*os'-te-oid*) [*osteo-; εἶδος*, like]. 1. Resembling bone. 2. An osteoma. **o. sarcoma,** a sarcoma in which non-calcified bony tissue is found.

osteolipochondroma (*os-te-o-lip-o-kon-dro'-mah*) [*osteo-; λίπος*, fat; *chondroma*]. A chondroma with osseous and fatty elements.

osteolith (*os'-te-o-lith*) [*osteo-; λίθος*, stone]. A petrified bone.

osteologist (*os-te-ol'-o-jist*). One versed in osteology.

osteology (*os-te-ol'-o-je*) [*osteo-; λόγος*, science]. Science of anatomy and structure of bones.

osteolysis (*os-te-ol'-is-is*) [*osteo-; λύσις*, dissolution]. 1. Absorption of bone. 2. Degeneration of bone.

osteolytic (*os-te-o-lit'-ik*) [*osteo-; λύσις*, dissolution]. Pertaining to, or concerned in, osteolysis.

osteoma (*os-te-o'-mah*) [*osteo-; ὄμα*, a tumor]. A bony tumor. **o., cavalryman's,** one occurring at the insertion of the long adductor muscle of the thigh. **o. durum,** a tumor consisting of hard bony tissue. **o. eburneum.** See *o. durum*. **o. medullare,** an osteoma containing marrow-spaces. **o. spongiosum,** an osteoma containing cancellated bony tissue.

osteomalacia (*os-te-o-mal-a'-she-ah*) [*osteo-*; μαλακία, softening]. Softening of bone from loss of its earthy constituents. Occurs chiefly in adults, especially in pregnancy.

osteomalacial osteomalacic (*os-te-o-mal-a'-se-al, os-te-o-mal-a'-sik*) [*osteo-*; μαλακία, softening]. Pertaining to, or affected with, osteomalacia.

osteomalacosis (*os-te-o-mal-ak-o'-sis*). Synonym of *osteomalacia*.

osteomalactic (*os-te-o-mal-ak'-tik*). Pertaining to osteomalacia.

osteomatoid (*os-te-o'-mat-oid*) [*osteoma*; εἶδος, form]. Resembling an osteoma.

osteomere (*os'-te-o-mēr*). Same as *osteocomma*.

osteometry (*os-te-om'-et-re*) [*osteo-*; μέτρον, measure]. The study of the proportions and measurements of the skeleton.

osteomiosis (*os-te-o-mi-o'-sis*) [*osteo-*; μείωσις, diminution]. Disintegration of bone.

osteomyelitis (*os-te-o-mi-el-i'-tis*) [*osteo-*; *myelitis*]. Inflammation of the marrow of bone.

osteomyelum (*os-te-o-mi'-el-um*) [*osteo-*; μυελός, marrow]. The marrow of bone.

osteonabrosis (*os-te-on-ab-ro'-sis*). See *osteoanabrosis*.

osteonagenesis (*os-te-on-aj-en'-es-is*). See *osteogenesis*.

osteoncus (*os-te-ong'-kus*) [*osteo-*; ὄγκος, tumor]. 1. A tumor of a bone. 2. An exostosis.

osteonecrosis (*os-te-o-ne-kro'-sis*). Necrosis of bone.

osteoneuralgia (*os-te-o-nū-ral'-je-ah*). Neuralgia of bone.

osteonosus (*os-te-on'-o-sus*) [*osteo-*; νόσος, disease]. Disease of bone.

osteoparectasis (*os-te-o-par-ek'-tas-is*) [*osteo-*; παρέκτασις, a stretching out]. Abnormal lengthening of a bone; overextension in the treatment of fracture.

osteopath, osteopathist (*os'-te-o-path*) [*os-te-op'-athist*]. One who practises osteopathy.

osteopathic (*os-te-o-path'-ik*). Pertaining to osteopathy.

osteopathy (*os-te-op'-ath-e*) [*osteo-*; πάθος, suffering]. 1. Any disease of bone. 2. A school of medicine based upon the theory that the body is a vital mechanical organism whose structural and functional integrity are coordinate and that the perversion of either is disease, while its therapeutic procedure is chiefly manipulative correction, its name indicating the fact that the bony framework of the body largely determines the structural relation of its tissues (*Committee on Osteopathic Terminology*).

osteopedion (*os-te-o-pe'-de-on*). See *lithopedson*.

osteoperiosteal (*os-te-o-per-e-os'-te-al*) [*osteo-*; *periosteum*]. Pertaining to bone and its overlying periosteum.

osteoperiostitis (*os-te-o-per-e-os-ti'-tis*) [*osteo-*; *periostitis*]. Combined inflammation of the bone and periosteum.

osteophage (*os'-te-o-fāj*) [*osteo-*; φαγεῖν, to eat]. A myeloplax, or osteoclastic cell.

osteophagia (*os-te-o-fa'-je-ah*) [*osteo-*; φαγεῖν, to eat]. Eating of bones, a perverted appetite.

osteophlebitis (*os-te-o-fle-bi'-tis*). Inflammation of the veins of a bone.

osteophone (*os'-te-o-fōn*) [*osteo-*; φωνή, sound]. An apparatus for the transmission of sounds through the bones of the face; it is miscalled *audiphone*.

osteophony (*os-te-off'-on-e*) [*osteo-*; φωνή, sound]. The transmission of sound through bone.

osteophore (*os'-te-o-fōr*) [*osteo-*; φέρειν, to bear]. A heavy tooth-forceps for crushing bone.

osteophthisis (*os-te-off'-this-is*) [*osteo-*; φθίσις, a wasting]. Wasting of the bones.

osteophyma (*os-te-o-fi'-mah*) [*osteo-*; φῦμα, swelling]. Any tumor or swelling of a bone.

osteophyte (*os'-te-o-fīt*) [*osteo-*; φυτόν, a plant]. A bony outgrowth of dendritic character.

osteoplaque (*os'-te-o-plak*) [*osteo-*; πλάξ, plate]. A layer of bone; a flat osteoma.

osteoplast (*os-te-o-plast*). Same as *osteoblast*.

osteoplastic (*os-te-o-plas'-tik*) [see *osteoplasty*]. 1. Pertaining to the formation of bone. 2. Pertaining to plastic operations upon bone. o. resection, a portion of bone, is cut loose from its attachments except at one point, is laid back, the underlying diseased structure removed, and the bone replaced.

osteoplasty (*os'-te-o-plas-te*) [*osteo-*; πλάσσειν, to form]. Plastic operations on bone.

osteoporoma (*os-te-o-por-o'-mah*) [*osteo-*; πόρος, passage]. The changes produced by osteoporosis.

osteoporosis (*os-te-o-por-o'-sis*) [*osteo-*; πόρος, a pore]. An enlargement of the spaces of bone whereby a porous appearance is produced.

osteopsathyrosis (*os-te-o-sath-ir-o'-sis*) [*osteo-*; ψαθυρός, friable]. Fragility of the bones.

osteorrhagia (*os-te-or-a'-je-ah*) [*osteo-*; ῥηγνύναι, to burst forth]. Hemorrhage from a bone.

osteorrhaphy (*os-te-or'-a-fe*) [*osteo-*; ῥαφή, suture]. The suturing of bones.

osteosarcoma (*os-te-o-sar-ko'-mah*). A sarcoma containing bone.

osteosarcomatous (*os-te-o-sar-ko'-mat-us*). Of the nature of an osteosarcoma.

osteosarcosis (*os-te-o-sar-ko'-sis*) [*osteo-*; σάρξ, flesh]. The conversion of bone into sarcomatous tissue.

osteoscirrhus (*os-te-o-skir'-us*) [*osteo-*; σκλῆρος, a hardening]. A scirrhous carcinoma of bone.

osteosclerosis (*os-te-o-skle-ro'-sis*). A condition in which the bone becomes hard and heavy; it is seen in sclerosing or condensing osteitis. o. fragilis. See *Albers-Schonberg's disease*.

osteoscope (*os'-te-o-skōp*) [*osteo-*; σκοπεῖν, to view]. An instrument used for testing an x-ray machine by examining certain bones which are used as a standard.

osteoseptum (*os-te-o-sep'-tum*) [*osteo-*; *septum*]. The bony nasal septum.

osteosis (*os-te-o'-sis*) [*osteo-*]. Bone formation.

osteospongioma (*os-te-o-spun-je-o'-mah*). A tumor consisting of a spongy or highly cancellous growth of bony tissue.

osteosteatoma (*os-te-o-ste-at-o'-mah*). A fatty tumor of bone.

osteostixis (*os-te-o-stiks'-is*) [*osteo-*; στίξις, a pricking]. Surgical puncturing of a bone.

osteosuture (*os-te-o-sū'-tūr*). See *osteorrhaphy*.

osteosynovitis (*os-te-o-sin-o-vi'-tis*). Synovitis complicated with osteitis of adjacent bones.

osteosynthesis (*os-te-o-sin'-thes-is*) [*osteo-*; σύνθεσις, joining]. The fixation of fragments of fractured bones by means of wires, plates, etc.

osteotabes (*os-te-o-ta-bēz*). Bone degeneration of infants beginning with the destruction of the cells of the lymphoid or splenoid bone-marrow, which disappears in parts and is replaced by soft gelatinous tissue; later the spongy bone diminishes, and lastly the compact bone.

osteoteleangiectasis (*os'-te-o-tel-e-an-je-ek'-tas-is*) [*osteo-*; τέλος, end; ἀγγεῖον, vessel; ἔκτασις, dilatation]. Dilatation of the blood-vessels of a bone; also a telangiectatic osteosarcoma.

osteothrombosis (*os'-te-o-throm-bo'-sis*). Thrombosis of the veins of a bone.

osteotome (*os'-te-o-tōm*) [*osteo-*; τομή, a cutting]. 1. An instrument for cutting bone. 2. An instrument used in cutting the bones of the fetal head in embryotomy.

osteotomist (*os-te-ot'-o-mist*) [*osteo-*; τομή, a cutting]. One who performs osteotomy.

osteotomy (*os-te-ot'-o-me*) [see *osteotome*]. 1. The division of a bone. 2. Making a section of a bone for the purpose of correcting a deformity. **o., cuneiform,** an osteotomy in which a wedge of bone is removed. **o., linear,** a simple division of a bone. **o., Macewen's.** See *Macewen's osteotomy.*

osteotribe (*os'-te-o-trīb*). Same as *osteotrite.*

osteotrite (*os-te-o-trīt*) [*osteo-*; τρίβειν, to rub]. An instrument for scraping away carious bone.

osteotrophy (*os-te-ot'-ro-fe*) [*osteo-*; τρόφη, nourishment]. Nutrition of bony tissue.

osteotylus (*os-te-o-ti'-lus*) [*osteo-*; τύλος, callus]. Bone-callus.

osteotympanic (*os-te-o-tim-pan'-ik*). See *craniotympanic.*

osteulcus (*os-te-ul'-kus*) [*osteo-*; ἕλκειν, to draw]. A bone-forceps.

osthelcus (*ost-hel'-kus*) [*osteo;* ἕλκος, an ulcer]. Caries of bone.

osthexia (*os-theks'-e-ah*) [*osteo-*; ἕξις, a habit]. Formation of bony tissue in abnormal sites.

osthistos (*ost-his'-tos*) [*osteo-*; ἱστός, tissue]. Osseous tissue.

ostia (*os'-te-ah*) [L.]. Plural of *ostium, q. v.*

ostial (*os'-te-al*) [*ostium*]. Pertaining to an opening or orifice.

ostiary (*os'-te-a-re*) [*ostium*]. Same as *ostial.*

ostitis (*os-ti'-tis*). See *osteitis.*

ostium (*os'-te-um*) [L.: *pl. ostia*]. A mouth or aperture. **o. abdominale,** the orifice of the oviduct communicating with the peritoneal cavity. **o. internum,** the uterine opening of the oviduct. **o. pharyngeum,** the pharyngeal opening of the Eustachian tube. **o. tympanicum,** the tympanic opening of the Eustachian tube. **o. vaginæ,** the external orifice of the vagina.

ostoid (*os'-toid*). See *osteoid.*

ostosis (*os-to'-sis*). Osteosis.

ostracosis (*os-trak-o'-sis*) [ὄστρακον, oyster-shell; νόσος, disease]. The degenerative change that sometimes takes place in a portion of bone and causes it to resemble an oyster-shell.

ostreotoxismus (*os-tre-o-toks-iz'-mus*) [ὄστρεον, oyster; τοξικόν, poison]. Poisoning due to eating diseased or deteriorated oysters.

O. T. Abbreviation for *old term* in Anatomy; in opposition to B. N. A. term.

otacoustic (*o-ta-koos'-tik*) [οὖς, ear; ἀκούειν, to hear]. 1. Pertaining to hearing. 2. An ear-trumpet.

otacousticon (*o-tak-oos'-tik-on*) [*oto-*; ἀκουστις, hearing]. An otacoustic, or ear-trumpet.

otagra (*o-ta'-grah*). Synonym of *otalgia.*

otalgia (*o-tal'-je-ah*) [οὖς, ear; ἄλγος, pain]. Earache.

otalgic (*o-tal'-jik*) [*oto-*; ἄλγος, pain]. Affected with or pertaining to, otalgia.

otaphone (*o'-taf-ōn*). See *otophone.*

otectomy (*o-tek'-to-me*) [*oto-*; ἐκτομή, excision]. Ossiculectomy.

othelcosis (*o-thel-ko'-sis*) [*oto-*; ἕλκωσις, ulceration]. Ulceration of the ear.

othematoma, othæmatoma (*o-them-at-o'-mah*) [οὖς, ear; *hematoma*]. Hematoma of the external ear, usually the pinna; comparatively frequent in the insane. Syn., *Hæmatoma auris; insane ear.*

othemorrhagia, othæmorrhagia (*o-them-o-raj'-e-ah*) [*oto-*; *hemorrhage*]. Hemorrhage from the ear.

othemorrhea, othæmorrhœa (*ōt-hem-or-e'-ah*) [*oto-*, αἷμα, blood; ῥοία, flow]. A sanguineous discharge from the ear.

othygroma nephriticum (*ōt-hi-gro'-mah nef-rit' ik-um*) [οὖς, ear; *hygroma; nephritic*]. Elongation of the lobule of the ear following edema from acute nephritis.

otiatric (*o-te-at'-rik*) [*oto-*; ἰατήρ, surgeon]. Pertaining to the treatment of diseases of the ear.

otiatrics (*o-te-at'-riks*) [οὖς, ear; ἰατρικός, of healing]. The study of diseases of the ear and their treatment.

otic (*o'-tik*) [ὠτικός, from οὖς, ear]. Pertaining to the ear. **o. ganglion.** See *ganglion, otic.*

oticodinia (*o-tik-o-din'-e-ah*) [*otic;* δίνη, a whirling]. Vertigo from ear disease.

otitic (*o-tit'-ik*). Relating to otitis.

otitis (*o-ti'-tis*) [οὖς, ear; ιτις, inflammation]. Inflammation of the ear. **o. externa,** inflammation of the external ear. **o., furuncular,** the formation of furuncles in the external meatus. **o. interna,** that affecting the internal ear. **o. labyrinthica,** inflammation of the labyrinth. **o. mastoidea,** inflammation confined to the mastoid cells; mastoid disease. **o. media,** that affecting the middle ear. **o. parasitica,** that caused by a parasite. **o. sclerotica,** inflammation of the inner ear with hardening of the tissues.

oto- (*o-to-*) [οὖς, ear]. A prefix signifying connection with or relation to the ear.

otoantritis (*o-to-an-tri'-tis*) [*oto-*; *antritis*] Inflammation of the mastoid antrum.

otoblenorrhea, otoblennorrhœa (*o-to-blen-or'-e-ah*) [*oto-*; βλέννα, mucus; ῥοία, flow] Any abnormal discharge of mucus from the ear.

otocatarrh (*o-to-kat-ar'*) [*oto-*; *catarrh*]. Catarrh of the ear.

otocephalus (*o-to-sef'-al-us*) [*oto-*; κεφαλή, head]. A monster characterized by a union or close approach of the ears, by absence of the lower jaw, and an ill-developed mouth.

otocerebritis (*o-to-ser-e-bri'-tis*) [*oto-*; *cerebrum*, brain; ιτις, inflammation]. Inflammation of the brain from disease of the ear.

otocleisis (*o-to-kli'-sis*) [*oto-*; κλεῖσις, closure]. Occlusion of the ear.

otoconia (*o-to-ko'-ne-ah*) [*oto-*; κόνις, dust]. Otolith; ear dust.

otoconial (*o-to-ko'-ne-al*) [*oto-*; κόνις, dust] Pertaining to, or of the nature of, otoconia.

otoconite (*o-tok'-o-nīt*). See *otoconium.*

otoconium (*o-to-ko'-ne-um*) [*oto-*; κόνις, dust]. An otolith.

otocrane, otocranium (*o'-to-krān, o-to-kra'-ne-um*) [*oto-*; κρανίον, skull]. The cavity of the petrous portion of the skull holding the organ of hearing.

otocranial (*o-to-kra'-ne-al*). Pertaining to the otocranium.

otocyst (*o'-to-sist*) [*oto-*; κύστις, bladder]. An auditory vesicle, otocell, or otidium in invertebrates, or an otolithic sac in vertebrates.

otodynia (*o-to-din'-e-ah*) [*oto-*; ὀδύνη, pain]. Pain in the ear.

otoencephalitis (*o-to-en-sef-al-i'-tis*) [*oto-*; *encephalon*; ιτις, inflammation]. Otocerebritis.

otoganglion (*o-to-gang'-gle-on*). See *ganglion, otic.*

otogenous (*o-toj'-en-us*) [*oto-*; γεννᾶν, to produce]. Originating in the ear.

otography (*o-tog'-ra-fe*) [*oto-*; γράφειν, to write]. Descriptive anatomy of the ear.

otohemineurasthenia (*o-to-hem-e-nū-ras-the'-ne-ah*) [*oto-*; *hemi*, half; *neurasthenia*]. A condition in which hearing is limited exclusively to one ear,

without the evidence of any material lesion of the auditory apparatus.

otolith (*o'-to-lith*) [*oto-*; λίθος, stone]. 1. One of the calcareous concretions within the membranous labyrinth of the ear. 2. One of the ossicles of the ear.

otological (*o-to-loj'-ik-al*). Pertaining to otology.

otologist (*o-tol'-o-jist*) [*oto-*; λόγος, science]. One versed in otology; an aurist.

otology (*o-tol'-o-je*) [*oto-*; λόγος, science]. The science of the ear, its anatomy, functions, and diseases.

otomassage (*o-to-mas-ahzy'*) [*oto-*; *massage*]. The application of passive motion to the tympanic membrane and auditory ossicles.

otomyasthenia (*o-to-mi-as-the'-ne-ah*). 1. Weakness of the muscles of the ear. 2. Defective hearing due to a paretic condition of the tensor tympani and stapedius muscles.

otomyces (*o-to-mi'-sēz*) [*oto-*; μύκης, fungus]. A fungous growth within the ear. **o. Hageni**, a fungus with green conidia, sometimes found in the external canal of the ear. **o. purpureus**, a dark-red fungous growth in the ear.

otomycosis (*o-to-mi-ko'-sis*). The growth of fungi within the ear, or the diseased condition caused by the same.

otoncus (*o-tong'-kus*) [*oto-*; ὄγκος, tumor]. A swelling or tumor of the ear.

otonecrectomy (*o-to-ne-krek'-to-me*). See *otonecronectomy*.

otonecronectomy (*o-to-nek-ro-nek'-to-me*) [*oto-*; νεκρός, dead; ἐκτομή, excision]. Surgical removal of necrosed sound-conductors from the ear.

otoneuralgia (*o-to-nū-ral'-je-ah.*) Synonym of *otalgia*.

otoneurasthenia (*o-to-nū-ras-the'-ne-ah*). A condition of deficient tone of the auditory apparatus.

otopathy (*o-top'-ath-e*) [*oto-*; πάθος, disease]. Any affection of the ear.

otopharyngeal (*o-to-far-in'-je-al*). Pertaining to the ear and the pharynx. **o, tube**, the Eustachian tube.

otophone (*o'-to-fōn*) [*oto-*; φωνή, voice]. 1. An ear-trumpet or other device for gathering and intensifying sound-waves. 2. An auscultating tube used in ear diseases.

otophthalmic (*o-tof-thal'-mik*) [*oto-*; ὀφθαλμός, eye]. Pertaining to the ear and the eye.

otopiesis (*o-to-pi'-es-is*) [*oto-*; πίεσις, pressure]. Pressure on the labyrinth sufficient to cause deafness. Depression of the tympanic membrane by atmospheric pressure, owing to the rarefaction of the air within the tympanic cavity.

otoplasty (*o'-to-plas-te*) [*oto-*; πλάσσειν, to form]. Plastic surgery of the external ear.

otopolypus (*o-to-pol'-ip-us*). A polypus occurring in the ear.

otopyorrhea, otopyorrhœa (*o-to-pi-or-e'-ah*) [*oto-*; πύον, pus; ῥοία, a flow]. A purulent discharge from the ear.

otopyosis (*o-to-pi-o'-sis*) [*oto-*; πύον, pus]. Suppuration within the ear.

otorhinolaryngology (*o-to-ri-no-lar-in-gol'-o-je*) [*oto-*; ῥίς, nose; *laryngology*]. The anatomy, physiology, and pathology of the ear, nose, and throat.

otorrhagia (*o-tor-a'-je-ah*) [*oto-*; ῥηγνύναι, to burst forth]. A discharge of blood from the external auditory meatus.

otorrhea, otorrhœa (*o-tor-e'-ah*) [*oto-*; ῥοία, a flow]. A discharge from the external auditory meatus.

otosalpinx (*o-to-sal'-pinks*) [*oto-*; σάλπιγξ, tube]. The Eustachian tube.

otoscleronectomy (*o-to-skle-ro-nek'-to-me*) [*oto-*; σκληρός, hard; ἐκτομή, excision]. Surgical removal of sclerosed and ankylosed conductors of sound in chronic otitis media.

otosclerosis (*o-to-skle-ro'-sis*) [*oto-*; σκληρός, hard]. Sclerosis of the tissues of the labyrinth and middle ear.

otoscope (*o'-to-skōp*) [*oto-*; σκοπεῖν, to examine]. An instrument for examining the ear, especially a rubber tube, one extremity of which is inserted into the ear of the subject, and the other extremity into the ear of the examiner, a current of air being passed by means of a Politzer bag and a Eustachian catheter through the middle ear. In case of tympanic perforation the rushing sound made by the passing air is audible to the examiner.

otoscopic (*o-to-skop'-ik*) [*oto-*; σκοπεῖν, to view]. Pertaining to otoscopy.

otoscopy (*o-tos'-ko-pe*) [see *otoscope*]. Examination of the ear, especially by means of the otoscope.

otosis (*o-to'-sis*) [*oto-*]. A mishearing; a false impression as to sounds or words heard.

otosteal (*o-tos'-te-al*) [see *otosteon*]. Pertaining to the bones of the ear.

otosteon (*o-tos'-te-on*) [*oto-*; ὀστέον, bone]. 1. An auditory ossicle, or ear-bone. 2. An otolith.

otostylic (*o-to-sti'-lik*) [*oto-*; στύλος, pillar]. Relating to the ear and to the styloid process.

ototomy (*o-tot'-o-me*) [*oto-*; τομή, a cutting]. Dissection of the ear.

ottar, otto (*ot'-ar, ot'-o*). See *attar*.

O. U. Abbr. for *oculus uterque*, (L) for each eye.

ouabain (*oo-ah'-ba-in*), $C_{30}H_{46}O_{12}$. A poisonous glucoside from the wood of *Carissa schimperi* and of *Acocanthera venenata*. Introduced into the stomach it is nonpoisonous, but injected into the blood it is extremely virulent. It is a depressant to the heart and the respiration. As a local anesthetic it has ten times the power of cocaine. It has been recommended for whooping-cough in doses of $\frac{1}{100}$ gr. (0.000065 Gm.), repeated with caution.

Oudin's current (*oo-dan'*) [Paul *Oudin*, French physician, 1851–1923]. A high frequency current from only one pole or terminal

oudinization (*oo-din-i-za'-shun*). The therapeutic application of the Oudin current.

oulachon (*oo'-lak-on*). See *eulachon*.

oulectomy (*oo-lek'-to-me*). See *ulectomy*.

oulitis (*oo-li'-tis*). See *ulitis*.

ouloid (*oo'-loid*) [οὐλή, scar; εἶδος, like]. Resembling a scar. Also, a form of cicatrix characteristic of lupus, elephantiasis, and syphilis.

oulorrhagia (*oo-lor-a'-je-ah*) [οὖλον, gum; ῥηγνύναι, to burst forth]. Hemorrhage from the gums.

oulotomy (*oo-lot'-o-me*). See *ulotomy*.

ounce (*ouns*) [*uncia*, a contraction of *undecia*, a twelfth part]. A unit of measure of weight. **o., avoirdupois**, the sixteenth part of the avoirdupois pound, or 437.5 gr. (31.1 Gm.). **o., troy**, the twelfth part of the troy pound, or 480 gr. (31.08 Gm.).

ourari (*oo-rah'-re*). Same as *curare*.

ouro- (*oo-ro-*). See *uro-*.

ourology (*oo-rol'-o-je*) [οὖρον, urine; λόγος, science]. The science of the nature and secretion of urine.

ouroscopy (*oo-ros'-ko-pe*). See *uroscopy*.

-ous. A suffix which denotes the lower of two degrees of valency assumed by an element and

incidentally indicates, in many cases, a small amount of oxygen.

outlet. 1. The lower aperture of the pelvic canal 2. The passage that removes the air from a room in ventilation. **o. of pelvis.** See *outlet* (1).

outpatient (*out'-pa-shent*). A hospital patient who is not treated in the wards of the institution.

ova (*o'-vah*) [L.]. Plural of *ovum*, an egg.

ovadin (*o'-vad-in*). A proprietary preparation of the ovaries of animals containing iodine.

oval (*o'-val*) [*ovum*]. 1. Egg-shaped. 2. Pertaining to an ovum.

ovalbumin (*o-val-bū'-min*) [*ovum; albumen*]. The albumin of the egg.

ovaltine (*o'-val-tēn*). A proprietary food beverage. a concentrate of the nutritive principles of barley-malt, milk and eggs, flavored with cocoa.

ovaraden (*o-var-ad'-en*). An organotherapeutic preparation from animals ovaries; used as a nervine. Dose 45–90 gr. (3–6 Gm.) daily, **o. triferrin,** trade name of an ovaraden combined with triferrin.

ovaralgia (*o-var-al'-je-ah*). See *ovarialgia*.

ovarialgia (*o-va-re-al'-je-ah*) [*ovary; ἄλγος*, pain]. Neuralgic pain in the ovary.

ovarian (*o-va'-re-an*) [*ovary*]. Pertaining to the ovaries. **o. residue preparations,** medicinal preparations made from ovarian tissue after removal of the corpus luteum.

ovariectomy (*o-va-re-ek'-to-me*) [*ovary; ἐκτομή*, excision]. Excision of an ovary; oophorectomy.

ovarilin (*o-var'-e-in*). An organotherapeutic preparation from the ovaries of cows; used in ovarian disorders. Dose 15–24 gr. (1.0–1.6 Gm.) 3 times daily in pills.

ovarin (*o'-var-in*). The sterilized extract of the ovaries of the pig; used in diseases of women, sterility, etc.

ovario- (*o-va'-re-o-*) [*ovarium*, ovary]. A prefix denoting relation to the ovary.

ovariocele (*o-va'-re-o-sēl*) [*ovario-; κήλη*, tumor]. Tumor of the ovary; hernia of an ovary. **o., vaginal,** invasion of the vaginal wall by one or both ovaries.

ovarocientesis (*o-va-re-o-sen-te'-sis*) [*ovario-; κέντησις*, puncture]. Puncture of the ovary or of an ovarian cyst.

ovariocyesis (*o-va-re-o-si-e'-sis*) [*ovario-; κύησις*, pregnancy]. Ovarian pregnancy.

ovariodysneuria (*o-va-re-o-dis-nū'-re-ah*) [*ovario-; δυς*, painful; *νεῦρον*, nerve]. Ovarian neuralgia.

ovarioepilepsy (*o-va-re-o-ep'-il-ep-se*). See *hystero-epilepsy*.

ovariohysterectomy (*o-va-re-o-his-ter-ek'-to-me*)[*ovario-; ὑστέρα*, womb; *ἐκτομή*, excision]. Surgical removal of the ovaries and uterus.

ovariolytic (*o-var-e-o-lit'-ik*). Disorganization of ovarian tissue.

ovarioncus (*o-va-re-ong'-kus*) [*ovario-; ὄγκος*, tumor]. An ovarian tumor.

ovariorrhexis (*o-va-re-or-eks'-is*) [*ovario-; ῥῆξις*, rupture]. Rupture of an ovary.

ovariosalpingectomy (*o-va-re-o-sal-pin-jek'-to-me*). See *oophorosalpingectomy*.

ovariosteresis (*o-va-re-o-ster-e'-sis*) [*ovario-; στέρησις*, deprivation]. Extirpation of an ovary.

ovariostomy (*o-va-re-os'-to-me*). See *oophorostomy*.

ovariotomist (*o-va-re-ot'-o-mist*) [see *ovariotomy*]. One who performs ovariotomy.

ovariotomy (*o-va-re-ot'-o-me*) [*ovario-; τομή*, a cutting]. Literally, incision of an ovary. As generally used, removal of an ovary; oophorectomy. **o., normal,** the removal of an ovary that is free from disease. Syn., *Battey's operation*.

ovariotubal (*o-va-re-o-tū'-bal*) [*ovario-; tuba*, tube] Pertaining to the ovary and the oviduct.

ovaritis (*o-var-i'-tis*). See *oophoritis*.

ovarium (*o-va'-re-um*) [L., ovary: *pl., ovaria*]. An ovary or oophoron. **o. masculinum,** Morgagni's hydatid.

ovary (*o'-var-e*) [*ovarium*, an egg-holder, from *ovum*, egg]. One of a pair of glandular organs giving rise to ova. It consists of a fibrous framework or stroma, in which are embedded the Graafian follicles, and is surrounded by a serous covering derived from the peritoneum.

ovaserum (*o-va-se'-rum*). The serum of an animal which has acquired specific precipitating action by the inoculation of egg-albumen; it may be used as a test for egg-albumen.

ovazyl (*o'-vas-il*). A proprietary preparation containing ovary, corpus luteum, pituitary, thyroid, suprarenal and thymus substance.

overbite. Lack of coaptation of upper and lower teeth.

overcrowding. The dwelling together of too many persons in a locality, house, or apartment, with the consequent failure in sanitary and hygienic arrangements, whence result conditions favorable to the development and spread of certain diseases.

overdetermination. Attributing too much to a symptom or dream.

overeat. To surfeit with eating.

overextension. Excessive extension; extension beyond the normal point or line.

overfeed. To feed to excess.

overflow (*o'-ver-flo*). A continuous escape of liquid.

overgrown. Grown too large.

overgrowth. Hypertrophy, or hyperplasia.

overlaid. Said of a child suffocated by the parent lying on it.

overlying of children. A frequent cause of death in infants from suffocation from one of the parents lying upon the child while in an intoxicated condition or intentionally.

overmaximal. Beyond the normal maximum, as the over-maximal contraction of a muscle.

overpressure. Applied chiefly to the school-system that forces too long and continuous periods of study upon the pupils, with consequent unhealthy conditions of mind and body.

overproduction theory. Weigert's law.

overreach. To strike the toe of the hind-foot against the heel or shoe of the fore-foot; said of a horse.

overriding (*o-ver-ri'-ding*). The slipping of an end of a fractured bone over the other fragment.

oversight. See *hypermetropia*.

overstrain. To strain to excess; a condition resulting from exhausting effort.

overtoe. A variety of *hallux varus* in which the great toe overlies its fellows.

overtone. A harmonic tone heard above the fundamental tone.

overtones. The notes represented by the vibrating subdivisions of a string; harmonics.

overwork, mental. See *parathymia*.

ovi- [*ovum*]. A prefix denoting relating to the ovum.

ovicapsule (*o-vik-ap'-sūl*) [*ovi-; capsula*, capsule]. An egg-case, ovisac, or Graafian follicle.

ovicell (*o'-vis-el*) [*ovi-; cella*, a cell]. An unimpregnated ovum.

oviducal, oviducent (*o-vid-ū'-kal, o-ve-dū'-sent*) [*ovi-; ducere*, to lead]. Pertaining to the oviduct or its functions.

oviduct (*o'-ve-dukt*); [*o-ve-ductus*, a canal]. The Fallopian tube; a small tube upon each side of the uterus, through which the ovule passes to the uterus.

oviferous (*o-vif'-er-us*) [*ovi-; ferre*, to bear]. Producing or bearing ova.

ovification (*o-vif-ik-a'-shun*) [see *oviferous*]. The production of ova.

oviform (*o'-vif-orm*) [*ovi-; forma*, form]. Egg-shaped; oval.

ovigenesis (*o-ve-jen'-es-is*). Oogenesis.

ovigenetic (*o-vi-jen-et'-ik*). Ovigenous.

ovigenous (*o-vij'-en-us*) [*ovi-; γενής*, producing]. Producing ova, as an ovary. **o. layer,** the outer layer of the ovary, in which the ovisacs containing the ova are situated

ovigerm (*o'-vij-erm*) [*ovi-; germen*, sprout; bud]. A cell producing or developing into an ovum.

ovigerous (*o-vij'-er-us*) [*ovi-; gerere*, to carry]. Producing or carrying ova.

ovination (*o-vin-a'-shun*) [*ovis*, a sheep]. Inoculation with the virus of sheep-pox.

ovinia (*o-vin-e-ah*) [*ovis*, a sheep]. Sheeppox, a disease related to cowpox.

oviparous (*o-vip'-ar-us*) [*ovi-; parere*, to bring forth]. Laying eggs; bringing forth young in the egg-stage of development.

oviposit (*o-vip-oz'-it*) [*ovi-; ponere*, to place]. To lay or deposit eggs, especially with an ovipositor, as an insect.

oviposition (*o-vip-o-zish'-un*) [*ovi-; ponere*, to place]. The act of laying or depositing eggs by the females of oviparous animals.

ovipositor (*o-vip-oz'-it-or*) [*ovi-; positor*, placer]. An organ, common among insects, composed of several modified rings of somites, forming the end of the abdomen, and employed in depositing the eggs in places fit for development.

oviprotogen (*o-vi-pro'-to-jen*). A proprietary dietetic, said to be a methylene compound of albumin, given in milk to infants, and used hypodermatically also.

ovis (*o'-vis*) [L.]. Sheep.

ovisac (*o'-vis-ak*) [*ovi-; saccus*, sac]. The capsule of an ovum; a Graafian follicle.

oviscapt (*o'-vis-kapt*) [*ovi-; σκαπτειν*, to dig]. Same as *ovipositor*.

ovi vitellus (*o'-vivi-tel'-lus*). Latin for *yolk of egg;* used in pharmacy as an emulsifying agent.

ovo-. The same as *ovi-*.

ovoblast (*o'-vo-blast*) [*ovo-; βλαστός*, germ]. The primordial ovum.

ovocenter (*o'-vo-sen-ter*) [*ovo-; center*]. The centrosome of the ovarian egg during fertilization.

ovocyte (*o'-vo-sīt*). The same as *oocyte*.

ovoferrin (*o-vo-fer'-in*). Trade name of a preparation of organic iron.

ovogal (*o'-vo-gal*). Trade name of a proprietary cholagogue.

ovogenesis (*o-vo-jen'-es-is*) [*ovo-; γένεσις*, genesis]. The process of the development or production of the ovum.

ovoglobulin (*o-vo-glob'-ū-lin*) [*ovo-; globulin*]. The globulin of white of egg.

ovogonium. See *oogonium*.

ovoid (*o'-void*) [*ovo-; εἶδος*, like]. Egg-shaped. **o., fetal,** the fetal ellipse, or the ellipse formed by the bending of the fetal body in the uterus.

ovolecithin (*o-vo-les'-ith-in*). See *lecithin*.

ovomucin (*o-vo-mū'-sin*). A glycoprotein composing about 7% of the protein matter of egg-white.

ovomucoid (*o-vo-mū'-koid*). A glycoprotein obtained from white of egg.

ovoplasm (*o'-vo-plazm*) [*ovo-; plasm*]. The protoplasm of the unimpregnated ovum or ovicell.

ovoprotogen (*o-vo-pro'-to-jen*). Protogen.

ovos (*o'-vos*). A proprietary substitute for meat-extract, prepared from yeast.

ovovitellin (*o-vo-vit-el'-in*). A protein contained in yolk of egg; a white, granular substance, soluble in dilute acids, alkalies, and a 10% solution of common salt.

ovoviviparous (*o-vo-vi-vip'-ar-us*) [*ovo-; viviparus*, bringing forth alive]. Reproducing by means of eggs hatched within the body.

ovula (*o'-vū-lah*) [L.]. Plural of *ovulum*. **o. of Naboth.** See *ovule*.

ovular (*o'-vū-lar*) [*φόν, ovum*, egg]. Relating to an ovule or ovum.

ovulation (*ov-ū-la'-shun*) [*ovulum*, dim. of *ovum*]. The maturation and escape of the ovum.

ovule (*ov'-ūl*) [*ovum*]. 1. The ovum before its escape from the Graafian vesicle. 2. A small egg; especially a small, egg-like body, as the *ovule* of Naboth, one of the small cysts resulting from obstruction of the ducts of the glands of the cervix uteri. **o., migration of,** the transfer of the ovule from the ovary to the oviduct.

ovulin (*ov'-ū-lin*). An internal secretion of the ovary.

ovulogenous (*o-vū-loj'-en-us*) [*ovulum; γεννᾶν*, to produce]. Originating from, or producing, ovules or ova.

ovulum (*o'-vū-lum*) [L.: *pl., ovula*]. An ovule. See *ovule*.

ovum (*o'-vum*) [L., "an egg:" pl *ova*]. The reproductive cell of an animal or vegetable; an egg. A human ovum is a cell consisting of a large amount of protoplasm (*vitellus*) and a large spherical nucleus, the *germinal vesicle*, within which is a bright spot, the *nucleolus*, or germinal spot. It is surrounded by an inner zone, the *zona pellucida*, and an outer, the *vitelline membrane*. **o., alecithal,** one in which the food-yolk is entirely absent or present only in very small quantity. **o., apoplectic,** one the seat of a hemorrhagic extravasation. **o., blighted,** an impregnated ovum the development of which has been arrested by disease or by hemorrhage into the chorion or amniotic cavity. **o., centrolecithal,** one in which the formative yolk is arranged in a regular layer around the whole ovum, as well as in a mass at the center in which lies the germinal vesicle. **o., holoblastic,** one in which the food-yolk is scant and more or less thoroughly intermingled with the formative yolk, and in which germination is accompanied by a practically uniform segmentation. **o., meroblastic,** an ovum with a large amount of food-yolk that takes no active part in the development of the embryo. **o., permanent,** a fully developed ovum ready for fertilization. **o., telolecithal,** one in which the food-yolk and the formative yolk divide the egg into two hemispheres, or in which the quantity of the nutritive yolk is greatly in excess.

oxacid (*oks'-as-id*). See *oxyacid*.

oxalate (*oks'-al-āt*) [*oxalis*]. A salt of oxalic acid.

oxalemia, oxalæmia (*oks-al-e'-me-ah*) [ὀξαλίς, sorrel; *αἷμα*, blood]. Excess of the oxalates, or of oxalic acid, in the blood

oxalethylin (*oks-al-eth'-il-in*), $C_6H_{10}N_2$. An oily liquid boiling at 213° C. It is soluble in water, in chloroform, and in alcohol, is poisonous, and stimulant to the cardiac centers.

oxalic acid (*oks-al'-ik*). See *acid, oxalic*.

oxalism (*oks'-al-izm*). Poisoning by oxalic acid or potassium binoxalate. It is characterized by gastroenteritis with nephritis, collapse, cyanosis, mydriasis, labored breathing and dyspnea.

oxalium (*oks-a'-le-um*). Potassium binoxalate.

oxaluria (*oks-al-ū'-re-ah*) [*oxalis; οὖρον*, urine]. The presence of an excessive amount of calcium oxalate in the urine.

oxalylurea (*oks-a-lil-ū-re'-ah*) [*oxalic; urea*]. Parabanic acid, a substance produced by oxidizing uric acid or alloxan with nitric acid.

oxaphor (*oks'-a-for*). A 50% alcoholic solution of oxycamphor; used in dyspnea. Dose 15 min. (1 Cc.) 2 or 3 times daily.

oxatyl (*oks'-at-il*). See *carboxyl*.

oxhydryl (*oks-hi'-dril*). Same as *hydroxyl*.

oxidant (*oks'-id-ant*) [*oxide*]. An oxidizing agent.

oxidase (*oks'-id-ās*). 1. The inherent substance of the living cell-nucleus that possesses the power of setting free active oxygen. Columnar epithelium and glandular tissue are rich in oxidase. 2. A group of ferments whose action is marked by oxidation processes.

oxidase reaction (*oks'-id-ās*). Leucocytes of myeloid origin cause the formation of indol blue when brought in contact with alpha-naphthol and dimethylparaphenyl-diamine; the leucocytes of lymphoid origin do not thus react.

oxidasis (*oks-id-a'-sis*). Oxidation of an organic body by an oxidase.

oxidation (*oks-id-a'-shun*) [*oxide*]. 1. The act or process of combining with oxygen. 2. The introducing or increasing the proportion of the negative element in a compound.

oxide, oxid (*oks'-id*, or *oks'-id*) [*ὀξύς*, sharp]. A binary compound of oxygen and another element or radical. **o., acid,** an oxide which produces an acid when combined with water; an anhydride. **o., basic,** an oxide which produces a base when combined with water. **o., indifferent, o., neutral,** an oxide which is neither acid nor basic. **o., saline,** (1) same as *o., indifferent* or *neutral;* (2) an oxide which is formed by the union of an acid and a basic oxide.

oxidize (*oks'-id-īz*). To combine or to cause to combine with oxygen.

oximes (*oks'-īmz*). A series of chemical compounds for the most part the product of the action of hydroxylamine upon aldehydes and ketones.

oxinhalator (*oks-in'-hal-a-tor*). A portable apparatus for the ready production of oxygen gas, for the purpose of being inhaled by the patient.

oxols (*oks'-olz*). A collective name for antiseptic fluid mixtures of a 3% solution of hydrogen dioxide, 32 to 38% alcohol, and 1% naphthol, menthol, or other substance. Cf. *camphoroxol; menthoxol; naphthoxol.*

oxolyin (*oks-ol'-e-in*) [*ὀξύς*, sharp; *λύειν*, to dissolve]. According to Le Conte, that one of two substances contained in globulin, casein, albumin, and fibrin which dissolves in glacial acetic acid. Cf. *anaxoluin.*

oxone (*oks'-ōn*). Trade name of a preparation of sodium dioxide in a solid form, used for the manufacture of oxygen.

oxy- (*oks-e-*) [*ὀξύς*, sour; sharp]. 1. A prefix denoting sharp or acid. 2. A prefix denoting combined with oxygen.

oxyacanthine (*oks-e-ak-an'-thēn*) [*oxy-; ἄκανθα*, spine], $C_{28}H_{34}NO_{11}$ (?). An alkaloid of barberry, occurring in small quantities.

oxyacid (*oks'-e-as-id*). Any acid containing oxygen.

oxyacusis (*oks-e-ak-ū'-sis*). Syn. of *hyperacusis.*

oxyæsthesia (*oks-e-es-the'-ze-ah*). See *oxyesthesia.*

oxyakoia, oxyacoa (*oks-e-a-koi'-ah, oks-e-a-ko'-ah*) [*oxy-; ἀκοή*, hearing]. Increased acuteness of hearing, or sensitiveness to noises.

oxyaphia (*oks-e-a'-fe-ah*) [*ὀξύς*, acute; *ἁφή*, touch]. Abnormal acuteness of the sense of touch.

oxyarteritis (*oks-e-ar-ter-i'-tis*) [*oxy-; arteritis*]. An acute arteritis.

oxyarthritis (*oks-e-ar-thri'-tis*) [*oxy-; arthritis*]. An acute arthritis.

oxyblepsia (*oks-e-blep'-se-ah*) [*oxy-; βλέπειν*, to see]. Acuteness of vision.

oxybolia (*oks-e-bo'-le-ah*) [*ὀξύς*, quick; *βολή*, a throw]. Premature ejaculation of semen.

oxybromide (*oks-e-bro'-mīd*). A compound of an element or radical with oxygen and bromine.

oxybutyria (*oks-e-bū-tir'-e-ah*). 1. The presence of oxybutyric acid in the blood. 2. The excretion of oxybutyric acid in the urine.

oxybutyric acid (*oks-e-bū-tir'-ik*) [*oxy-; butyrum*, butter], $C_4H_8O_3$. A fatty acid found in the urine in certain fevers and in diabetes. Its presence in the body in diabetes, simultaneously with that of diacetic acid, is supposed to be the cause of diabetic coma.

oxycamphor (*oks-e-kam'-for*), $C_{10}H_{18}O(OH)$. An oxidation-product of camphor. It is used in dyspnea. Dose 8–16 gr. (0.5–1.0 Gm.) 2 or 3 times daily.

oxycephalia (*oks-is-ef-a'-le-ah*) [*oxy-; κεφαλή*, head]. The character of a skull that is high and pointed, hypsicephaly.

oxycephalus (*oks-is-ef'-al-us*). See *oxycephalia.*

oxycephaly (*oks-is-ef'-al-e*). See *oxycephalia.*

oxychinaseptol (*oks-e-kin-ah-sep'-tol*). See *diaphtherin.*

oxychinoline (*oks-e-kin'-o-lēn*). See *oxyquinoline.*

oxychloride (*oks-e-klo'-rīd*) [*oxy-; χλωρός*, green]. A compound of a basic element or radical with both oxygen and chlorine.

oxychromatin (*oks-e-kro'-mat-in*). That part of the chromatin having an affinity for acid dyes.

oxycinesis (*oks-is-in-e'-sis*). Same as *acrocinesis.*

oxydase (*oks'-id-ās*). See *oxidase.*

oxydases (*oks'-e-dā-sēs*). See *ferment, oxidation,* and *oxidase.*

oxydendron (*oks-e-den'-dron*) [*oxy-; δένδρον*, tree]. The leaves of the sorrel tree, *Oxydendrum arboreum;* used in ascites and disturbed portal circulation.

oxydol (*oks'-ed-ol*). A solution of hydrogen dioxide.

oxydum (*oks'-id-um*). *See oxide.*

oxyecoia (*oks-e-e-koi'-ah*). Synonym of *oxyakoia.*

oxyencephalitis (*oks-e-en-sef-al-i'-tis*) [*oxy-; ἐγκέφαλος*, brain; *ιτις*, inflammation]. Acute encephalitis.

oxyendocarditis (*oks-e-en-do-kar-di'-tis*) [*oxy-; endocarditis*]. Acute endocarditis.

oxyesthesia (*oks-e-es-the'-ze-ah*) [*oxy-; αἴσθησις*, sensation]. A condition of increased acuity of sensibility.

oxygen (*oks'-ij-en*) [*ὀξύς*, acid; *γεννᾶν*, to produce]. A colorless, tasteless, odorless gas, one of the nonmetallic elements, having an atomic weight of 16.00; quantivalence II; symbol O, and constituting one-fifth of the atmosphere, eight-ninths of water, three-fourths of organized bodies, and about one-half the crust of the globe; it supports combustion, and is essential to the respiration of animals and plants. It

combines with most elements, its combination with the nonmetallic substances giving rise to acids (*oxyacids*). It has been employed by inhalation in the treatment of pneumonia, pulmonary tuberculosis, grave anemias, asphyxia, and poisoning by opium. **o.-carrier,** a katalytic substance capable of absorbing molecules of oxygen and then of splitting these to give off atomic oxygen; the nucleoproteids are the oxygen-carriers of living matter. **o. debt,** (at end of exercise), the amount of oxygen required to restore the body to its previous resting condition. **o. powder,** sodium peroxide containing 20 % of active oxygen.

oxygenated (*oks'-e-jen-a-ted*) [*oxygen*]. Containing or impregnated with oxygen.

oxygenation (*oks-ij-en-a'-shun*) [*oxy-; γεννᾶν*, to produce]. The saturation of a substance with oxygen, either by chemical combination or by mixture.

oxygenium (*oks-e-je'-ne-um*). Oxygen.

oxygeusia (*oks-ig-ū'-se-ah*) [*oxy-; γεῦσις*, taste]. Marked acuteness of the sense of taste.

oxyhaloid (*oks-e-hal'-oid*) [*oxy-; haloid*]. A compound of an element or radical with oxygen and a halogen.

oxyhematoporphyrin, oxyhæmatoporphyrin (*oks-e-hem-at-o-por'-fir-in*). A substance found in urine and closely allied to urohematoporphyrin, but producing red instead of orange color

oxyhemoglobin, oxyhæmoglobin (*oks-e-hem-o-glo'-bin*) [*oxygen; hemoglobin*]. Oxidized hemoglobin; that found in arterial blood.

oxyhydrogen (*oks-e-hi'-dro-jen*) [*oxy-; hydrogen*]. A mixture, in gaseous form of oxygen and hydrogen **o. blowpipe,** a blowpipe in which an intense heat is obtained by the combustion of a mixture of oxygen and hydrogen.

oxyiodide (*oks-e-i'-o-dīd*) [*oxy-; iodine*]. A salt formed by the combination of an element with both oxygen and iodine.

oxylalia (*oks-e-lal'-e-ah*) [*oxy-; λάλια*, speech]. Rapid speech.

oxyleukotin (*oks-il-ū'-ko-tin*) [*oxy-; λευκός*, white], $C_{34}H_{32}O_{12}$. A substance found in *paracotobark*.

oxylith (*oks'-e-lith*). Cubes of sodium peroxide, used for generating oxygen.

oxymel (*oks'-im-el*) [*oxy-; μέλι*, honey]. 1. A mixture of honey and vinegar or dilute acetic acid. 2. Any preparation containing honey and vinegar (or acetic acid) as a vehicle, as *oxymel* of squill.

oxymethylene (*oks-e-meth'-il-ēn*). Formaldehyde.

oxynarcotine (*oks-e-nar'-ko-tēn*). An alkaloid derived from narceine.

oxyneurine (*oks-in-ū'-rēn*). See *betaine*.

oxyntic (*oks-in'-tik*) [*ὀξύς*, acid]. Secreting acid. **o. cells,** cells of the fundus glands of stomach, supposed to secrete hydrochloric acid. **o. gland,** any acid-secreting gland.

oxyntin (*oks-in'-tin*). Trade name of a preparation said to contain 5% of hydrochloric acid in combination with albumin.

oxyopia (*oks-e-o'-pe-ah*) [*oxy-; ὤψ*, eye]. Increased acuity of vision.

oxyopter (*oks-e-op'-ter*) [*oxyopia*]. The unit of acuity of vision; it is the reciprocal of the visual angle (in degrees).

oxyosis (*oks'-e-o-sis*). Acidosis.

oxyosphrasia (*oks-e-os-fra'-ze-ah*). Same as *oxyosphresia*.

oxyosphresia (*oks-e-os-fre'-ze-ah*) [*oxy-; ὀσφρησις*, smell]. Marked or abnormal acuteness of smell.

oxypathy (*oks-ip'-ath-e*) [*oxy-; πάθος*, suffering]. 1. A constitutional condition due to faulty elimination of unoxidized acids which unite with fixed alkalies of the body. Cf. *arthritism, lithemia*. 2. An acute disease.

oxyphenylethylamine (*oks-e-fen-il-eth-il'-am-in*). A product of pancreatic digestion.

oxyphenylsulphonic acid test for albumin. Make a solution of 3 parts of oxyphenylsulphonic acid, 1 part salicylsulphonic acid, water 20 parts. To 1 drop of this add 1 Cc. of urine, and in the presence of albumin a white, transparent precipitate will be formed.

oxyphil, oxyphile (*oks'-if-il*) [*oxy-; φίλος*, loving]. Histological elements that attract acid dyes.

oxyphonia (*oks-if-o'-ne-ah*) [*oxy-; φωνή*, voice]. Shrillness of voice.

oxyphor (*oks'-e-fōr*). Oxaphor.

oxypodia (*oks-e-po'-de-ah*). See *talipes equinus*.

oxypropylenediisoamylamine (*oks-e-pro-pil-ēn-dis-is-o-am-il'-am-in*). A synthetic clear fluid alkaloid, soluble in alcohol, ether, or oils, insoluble in water, with action similar to atropine.

oxypurin (*oks-e-pū'-rin*). Any compound derived from purin by the addition of one or more atoms of oxygen.

oxyqua (*oks'-e-kwah*) [*oxygen; aqua*, water]. An oxygenated water, used to combat nausea and vomiting; also used in acidosis, pneumonia, etc.

oxyquinaseptol (*oks-e-kwin-ah-sep'-tol*). Same as *diaphtherin*.

oxyquinoline (*oks-e-kwin'o-lēn*), C_9H_7NO. A compound prepared by digesting quinolin with a bleaching lime-solution. Syn., *carbostyril*.

oxyrygmia (*oks-ir-eg'-me-ah*) [*oxy-, ἐρυγμός*, eructation]. Acid eructation.

oxyrhine (*oks'-ir-in*) [*oxy-; ῥίς*, nose]. Possessing a sharp-pointed nose, or snout; having an acute olfactory sense.

oxysalt (*oks'-e-sawlt*) [*oxy-; salt*]. A salt of an oxyacid.

oxysepsin (*oks-e-sep'-sin*). An oxidized toxin prepared from cultures of *Bacillus tuberculosis*.

oxysparteine (*oks-e-spar'-te-in*) [*oxy-; spartein*]. A derivative of sparteine; it is a cardiac stimulant. **o. hydrochloride,** $C_{15}H_{24}N_2O.2HCl$, is used hypodermatically in heart disease. Dose ¾ – 1½ gr. (0 05–0.1 Gm.).

oxyspore (*oks'-e-spōr*). See *exotospore*.

oxytocia (*oks-e-to'-she-ah*) [*oxy-; τόκος*, labor]. Rapid childbirth.

oxytocic (*oks-e-to'-sik*) [*oxy-; τόκος*, labor]. 1. Hastening parturition. 2. A drug that hastens parturition.

oxytocin (*oks-e-to'-sin*). Trade name of a preparation of pituitary gland, which causes violent contraction of the muscular tissue of the uterus.

oxytoxin (*oks-e-toks'-in*). An oxidized toxin.

oxytropism (*oks-il'-ro-pizm*) [*oxygen; τρόπη*, a turning]. The tendency of certain organisms to be attracted by oxygen.

oxytuberculin (*oks-e-tū-ber'-kū-lin*). An oxidized tuberculin. Dose 5 dr. '20 Cc.) daily.

oxyuriasis (*oks-e-ū-ri'-as-is*). Infestation with Oxyuris.

oxyuricide (*oks-e-ū'-ris-id*) [*oxyuris; cædere*, to kill]. Any anthelmintic that is destructive to worms of the genus *Oxyuris*, or pinworms.

oxyurid (*oks-e-ū'-rid*). A pinworm; see *Oxyuris vermicularis*.

Oxyuris (*oks-e-ū'-ris*) [*oxy-; οὐρά*, tail]. A genus of nematode worms—the pinworms. **O. vermicularis,** the common seatworm or pinworm infesting the rectum of children.

oxyvaseline (*oks-e-vas'-el-ēn*). Vasogen.

oxyzymol (*oks-e-zi'-mol*). See *carvacrol*.

oz. Abbreviation for *ounce*.

ozalin (*o'-za-lin*). A proprietary disinfectant consisting of a mixture of sulphates of calcium, magnesium, and iron with caustic soda and magnesia.

ozena, ozœna (*o-ze'-nah*) [ὄζειν, to smell]. Chronic disease of the nose accompanied by a fetid discharge, and depending on atrophic rhinitis, syphilitic ulceration, or caries.

ozocerite, ozokerite (*o-zo-se'-rīt, o-zo-ke'-rīt*) [ὄζειν, to smell; κηρός, wax]. A solid paraffin found free in Galicia and Rumania, and used in diseases of the skin.

ozochrotia (*o-zo-kro'-she-ah*) [ὄζειν, to smell; χρώς, skin]. An offensive odor of the skin.

ozochrotous (*o-zok'-ro-tus*) [ὀζη, stench; χρώς, skin]. Having a bad-smelling skin.

ozogen (*o'-zo-jen*) [*ozone*; γεννάν, to produce]. Trade name of a preparation of hydrogen dioxide, used in the manufacture of ozone.

ozomulsion (*oz-o-mul'-shun*). Trade name of a preparation of ozonized cod-liver oil and guaiacol; recommended in tuberculosis and other wasting diseases.

ozonator (*o'-zo-na-tor*). An apparatus for generating onone.

ozone (*o'-zone*) [ὄζειν, to smell]. An allotropic form of oxygen, the molecule of which consists of three atoms. It occurs free in the atmosphere, and is a powerful oxidizing agent. In medicine it is employed as a disinfectant.

ozonization (*o-zo-niz-a'-shun*) [*ozone*]. The act of ozonizing, or of impregnating with ozone.

ozonized (*o'-zo-nīzd*) [*ozone*]. Containing ozone.

ozonoform (*o-zo'no-form*). A proprietary disinfectant said to consist of ozone and a distillate of the fir tree.

ozonometer (*o-zo-nom'-et-er*) [*ozone*; μέτρον, measure]. A device for use in estimating the proportion of ozone in the atmosphere.

ozonometry (*o-zo-nom'-et-re*) [*ozone*; μέτρον, measure]. The estimation of the amount of ozone in the atmosphere.

ozonophore (*o-zo'-no-fōr*) [*ozone*; φέρειν, to bear]. 1. A granule of cell-protoplasm. 2. A red blood-corpuscle.

ozonoscope (*o-zo'-no-skōp*) [*ozone*; σκοοπεῖν, to view]. A test-paper saturated with starch and iodine used in determining the amount of ozone in the air.

ozostomia (*o-zo-sto'-me-ah*) [ὄζειν, to smell; στόμα, mouth]. A foul odor from the mouth or on the breath.

P

P. 1. The chemical symbol for *phosphorus*. 2. An abbreviation for *pharmacopœia*, *position*, *pugillus*, and *punctum proximum*.

p. A abbr. for *para*, for *pupil*, and optic *papilla*.

pabular (*pab'-ū-lar*) [*pabulum*, food]. Of, pertaining to, or of the nature of, pabulum.

pabulin (*pab'-ū-lin*) [*pabulum*, food]. An albuminous and fatty substance present in the blood immediately after the process of digestion.

pabulum (*pab'-ū-lum*) [L.]. Food; any nutrient.

Pacchionian bodies, P. glands (*pak-e-o'-ne-an*) [Antonio *Pacchioni*, Italian anatomist, 1665–1726]. Hypertrophied villi of the arachnoid, occupying the convex surface of the meninges, chiefly along the superior longitudinal sinus and over the convexity of the cerebrum. **P. depressions,** the depressions produced by the Pacchionian bodies on the inner surface of the skull. **P. foramen,** the opening in the tentorium for the passage of the encephalic isthmus.

pace maker. That portion of the auricles of the heart near the openings of the great veins where the stimulus for the heart beat originates.

pachemia, pachæmia (*pak-e'-me-ah*). *Pachyemia*, *q. v.*

pachismus (*pak-iz'-mus*) [*pachy-*]. Thickening; induration.

pachometer (*pak-om'-et-ur*). See pachymeter.

Pachon's method (*pash-ong'*) [Michel Victor *Pachon*, French physician, 1867–]. A method of cardiography with the patient lying on his left side.

pachulosis (*pak-ū-lo'-sis*). See *pachylosis*.

pachy- (*pak-e-*) [παχύς, thick]. A prefix meaning thick.

pachyacria (*pak-e-ak'-re-ah*) [*pachy-*; ἄκρος, extremity]. Synonym of *akromegaly*.

pachyæmia (*pak-e-e'-me-ah*). See *pachyemia*.

pachyblepharon (*pak-e-blef'-a-ron*) [*pachy-*; βλέφαρον, the eyelid]. Thickening of the eyelids.

pachyblepharosis (*pak-e-blef-ar-o'-sis*) [*pachy-*; βλέφαρον, eyelid]. Chronic thickening and induration of the eyelids.

pachycephalia (*pak-e-sef-a'-le-ah*). See *pachycephaly*.

pachycephalic (*pak-e-sef-al'-ik*) [*pachy-*; κεφαλή, head]. Having unusual thickness of the skull.

pachycephalous (*pak-e-sef'-al-us*) [*pachy-*; κεφαλή, head]. One having a thick skull from union of the parietal and occipital bones.

pachycephaly (*pak-e-sef'-al-e*) [*pachy-*; κεφαλή, head]. Abnormal thickness of the skull.

pachychilia (*pak-e-ki'-le-ah*) [*pachy-*; χεῖλος, lip]. Increased thickness of one or both lips.

pachycholia (*pak-e-ko'-le-ah*) [*pachy-*; χολή, bile]. An inspissated condition of the bile.

pachychromatic (*pak-e-kro-mat'-ik*) [*pachy-*; *chromatin*]. Having a coarse chromatin network.

pachychymia (*pak-e-ki'-me-ah*) [*pachy-*; χυμός, juice]. Greater concentration of the body fluids.

pachydactyl (*pak-e-dak'-til*) [*pachy-*; δάκτυλος, finger]. A thick digit.

pachydactylia (*pa-ke-dak-til'-e-ah*) [*pachy-*; δάκτυλος, a finger]. A condition characterized by great thickness of the fingers.

pachydactylous (*pak-e-dak'-til-us*) [*pachy-*; δάκτυλος, finger]. Having thick fingers.

pachyderm (*pak'-e-derm*) [*pachy-*; δέρμα, skin]. Thick-skinned.

pachyderma, pachydermia (*pak-e-der'-mah*, *pak-e-der'-me-ah*) [*pachy-*; δέρμα, skin]. 1. Thickening of the skin. 2. Elephantiasis. **p. laryngis,** extensive thickening of the mucous membrane of the larynx.

pachydermatocele (*pak-e-der-mat'-o-sēl*) [*pachy-*; *dermatocele*]. A tumor due to the thickening of the skin.

pachydermatosis (*pak-e-der-mat-o'-sis*) [*pachy-*; *dermatosis*]. Hypertrophic rosacea.

pachydermatous (*pak-e-der'-mat-us*) [*pachyderma*]. Thick-skinned.

pachyemia, pachyæmia (*pak-e-e'-me-ah*) [*pachy-*; αἷμα, blood]. Morbid thickening of the blood.

pachyemic, pachyemous. Having thick blood.

pachygastrous (*pak-e-gas'-trus*) [*pachy-*; γαστήρ, the belly]. Having a large abdomen.

pachyglossal, pachyglossate (*pak-e-glos'-al*, *pak-e-glos'-āt*) [*pachy-*; γλῶσσα, tongue]. Having a thick tongue.

pachyglossia (*pak-e-glos'-e-ah*) [*pachy-*; γλῶσσα, tongue]. Thickness of the tongue.

pachygnathous (*pak-ig'-na-thus*) [*pachy-*; γνάθος, jaw]. Having thick or heavy jaws.

pachyhymenia (*pak-e-hi-me'-ne-ah*). See *pachymenia*.

pachyleptomeningitis (*pak-e-lep-to-men-in-ji'-tis*) [*pachy-*; *leptomeningitis*]. Combined inflammation of the pia and dura.

pachylosis (*pak-e-lo'-sis*) [παχύς, thick]. A thick, dry, harsh, and scaly skin, especially of the legs.

pachymenia (*pak-e-me'-ne-ah*) [*pachy-*; ὑμήν, a membrane]. Thickening of skin or membrane.

pachymenic (*pak-e-men'-ik*) [*pachy-*; ὑμήν, membrane]. Affected with pachymenia.

pachymeningitic (*pak-e-men-in-jit'-ik*). Affected with, or pertaining to, pachymeningitis.

pachymeningitis (*pak-e-men-in-ji'-tis*) [*pachy-*; *meningitis*]. Inflammation of the dura of the brain (*cerebral pachymeningitis*) or the spinal cord (*spinal pachymeningitis*). **p. cervicalis hypertrophica,** a form of primary inflammation of the spinal dura producing pain and partial paralysis of one arm. **p., external,** that affecting the external layer of the dura. **p., hemorrhagic, p. hemorrhagica interna,** an effusion of blood on the inner surface of the dura. **p., internal,** that involving the internal layer of the dura. **p., syphilitic,** that due to syphilis.

pachymeninx (*pak-e-me'-ninks*) [*pachy-*; μῆνιγξ, membrane]. The dura.

pachymeter (*pak-im'-et-er*) [*pachy-*; μέτρον, measure]. An instrument for measuring thinnesses.

pachynsis (*pak-in'-sis*) [πάχυνσις, thickening]. A thickening, as of a membrane.

pachyntic (*pak-in'-tik*) [παχυντικός, making thick]. Pertaining to an abnormal thickening or hardening of a part; increasing the thickness.

pachyonychia (*pak-e-o-nik'-e-ah*) [*pachy-*; ὄνυξ, nail]. Thickening of the nails.

pachyote (*pak'-e-ōt*) [*pachy-; οὖς*, ear]. Having thick ears.

pachyotia (*pak-e-o'-te-ah*) [*pachy-; οὖς*, the ear]. Thick ears.

pachyotous (*pak-e-o'-tus*) [*pachy-; οὖς*, the ear]. Having thick ears.

pachypelviperitonitis (*pak-e-pel-ve-per-it-on-i'-tis*) [*pachy-; pelvis; peritonitis*]. Pelvic peritonitis with a fibrous deposit over the uterus.

pachyperitonitis (*pak-e-per-it-on-i'-tis*) [*pachy-; peritonitis*]. Thickening of the membrane of the peritoneum by inflammation.

pachypleuritis (*pak-e-plu-ri'-tis*) [*pachy-; pleura; ιτις*, inflammation]. Inflammation of the pleura, with a fibrinous deposit.

pachypodous, pachypous (*pak-ip'-o-dus, pak'-ip-us*) [*pachy-; πούς*, foot]. Having thick feet.

pachyrhinic (*pak-e-ri'-nik*) [*pachy-; ῥίς*, nose]. Have a thick or unusually broad and flat nose.

pachysalpingitis (*pak-e-sal-pin-ji'-tis*). Chronic parenchymatous salpingitis.

pachysalpingo-oothecitis (*pak-e-sal-ping-go-o-o-thes-i'-tis*). Same as *pachysalpingo-ovaritis*.

pachysalpingo-ovaritis (*pak-e-sal-ping-go-o-var-i'-tis*). Inflammation of the ovary and oviduct with thickening of the parts.

pachysomia (*pak-e-so'-me-ah*) [*pachy-; σῶμα*, body]. Abnormal growth in thickness of the soft parts of the body, as in akromegaly.

pachytes (*pak'-it-ēz*) [*pachy-*]. Thickness; pachyblepharon.

pachytic (*pak-it'-ik*) [*παχύτης*, thickness]. Fat; thick; obese; also having the power of thickening the fluids of the body.

pachytrichous (*pak-it'-rik-us*) [*pachy-; θρίξ*, the hair]. Furnished with thick hair.

pachyvaginalitis (*pak-e-vaj-in-al-i'-tis*) [*pachy-; vagina; ιτις*, inflammation]. Chronic hemorrhagic inflammation of the tunica vaginalis of the testicle, leading to hematocele.

pachyvaginitis (*pak-e-vaj-in-i'-tis*) [*pachy-; vagina; ιτις*, inflammation]. Vaginitis accompanied by thickening of the vaginal walls.

Pacini's fluid (*pah-tshe'-nē*). A conserving and diluting fluid used in counting the red blood-corpuscles: Corrosive sublimate, 1 part; sodium chloride, 2 parts; glycerol, 13 parts; distilled water, 113 parts; allow it to stand two months. For use, mix one part of this solution with three parts of water and filter.

Pacini's method (*pah-tshe'-ne*). *For resuscitating asphyxiated infants:* the child lying on its back, the operator stands at its head and grasps the axillary structures, pulling the shoulders forward and upward to compress the thorax, and allowing them to fall to expand the chest.

Pacinian bodies or **corpuscles** (*pah-tshin'-e-an*) [Filippo *Pacini*, Italian anatomist, 1812–1883]. Elliptical, semitransparent bodies, that occur along the nerves supplying the skin, especially of the hands and feet, the external genitalia, the points of the extremities, the periosteum of certain bones and many other localities in man and other mammals; the so-called *corpuscles of Vater*, or *Krause's corpuscles*.

pacinitis (*pah-tshin-i'-tis*). Inflammation of the Pacinian bodies.

pack (*pak*). A blanket, either dry or soaked in hot or cold water, and wrapped about the body. **p., cold**, a blanket wrung out of cold water and wrapped about the body. **p., hot**, a blanket wrung out of hot water and wrapped about the body. **p., wet**, a blanket wrung out of warm or cold water.

packer (*pak'-er*). Device for inserting tampons or dressings into a cavity, such as the vagina.

packing (*pak'-ing*). 1. The act of filling a wound or cavity with gauze or other material. 2. The material used for filling the cavity.

pacolol (*pak'-ol-ol*). Trade preparation somewhat like liquor cresolis saponatus of the B. P. C.; in properties and uses it is similar to lysol.

Pacquelin cautery. See *Paquelin*.

pad. 1. A small cushion stuffed with cotton, hair, etc., for supporting any part of the body. See *liver-pad*. 2. Syn. of *compress*. **p. of corpus callosum**, the splenium of the callosum. **p., dinner**, a folded towel laid over the region of the stomach in applying a plaster-of-Paris jacket, to give space for the distention of the stomach by the food. **p., sucking**, a fatty mass situated between the masseter and the buccinator muscles; well developed in infancy.

pæ-. For words so beginning, see *pe-*.

Pagano's reaction (*pah-gah'-no*). A preparation of tuberculin when applied to the urethral meatus gives a reaction something like the conjunctival reaction of Calmette.

Page's disease (*pāj*). See *Erichsen's disease*.

pageism (*pa'-jizm*) [*pagius*, a servant]. A manifestation of masochism; the person revels in the idea of being a page to a beautiful girl.

Pagenstecher's ointment (*pah'-gen-stek-er*) [Alexander *Pagenstecher*, German ophthalmologist, 1828–1879]. An ophthalmic ointment. It consists of from one to three grains of the yellow oxide of mercury to the dram of vaselin. **P.'s thread**, a flax thread coated with celluloid.

Paget's abscess (*paj'-et*) [Sir James *Paget*, English surgeon, 1814–1899]. A residual abscess. **P.'s disease.** 1. Malignant dermatitis, attacking most often the nipple and areola. 2. Osteitis deformans; hypertrophic deforming osteitis. **P.'s recurrent fibroid**, spindle-celled sarcoma of the subcutaneous tissue.



Sir James Paget

pagiorrheumatism (*paj-e-or roo'-mat-izm*) [*πάγιος*, firm; *rheumatism*]. Chronic rheumatism.

pagoplexia (*pa-go-pleks'-e-ah*) [*πάγος*, frost; *πλῆξις*, stroke]. Numbness from cold. Frost-bite; *q. v.*

paidology (*pi-dol'-o-je*). Pedology.

paidonosology (*pi-don-os-ol'-o-je*) [*παῖς*, child; *νόσος*, disease; *λόγος*, science]. The science of diseases of children; pediatrics.

pain (*pān*) [*pœna*, punishment; pain]. 1. Bodily suffering due to irritation of a sensory nerve, or possibly, in rare cases, to changes in the central nervous system. 2. One of the rhythmic

contractions of the uterus during labor. **p., after-,** that following labor, and caused by the uterus contracting to expel clots, etc. **p., bearing-down,** pain with a sensation of dragging or bearing down of the pelvic organs, occurring in labor and in various inflammatory affections of the female pelvic organs. **p., boring,** severe pain of a boring character. **p., false,** that occurring in the latter part of pregnancy and resembling labor pain, although not immediately followed by labor. **p., fulgurant, p., fulgurating,** the intense shooting pain affecting principally the limbs of patients suffering from locomotor ataxia. Syn, *lancinating pain*. **p., girdle-,** a painful sensation as of a cord tied about the waist; it is a symptom of organic disease of the spinal cord. **p., growing,** a popular term for the soreness about the joints in young persons at puberty. Some attribute it to increased vascularity of the epiphyses of long bones; others, to rheumatism. **p., intermenstrual,** pains occurring regularly between successive menstrual periods. **p.-joy,** hysterical enjoyment of suffering. **p., labor.** See *pain* (2). **p., lancinating.** See *p., fulgurant*. **p., osteocopic,** the boneache that characterizes syphilis. **p., referred,** pain situated in a part more or less remote from the cause of the pain. **p., starting,** pain caused by a spasmodic contraction of the muscles just before the onset of sleep. It occurs in joint diseases when the cartilages are ulcerated. **p., sun,** occurs chiefly in the frontal region early in the morning; it is found in cases of acute purulent inflammation of the frontal cells. **p., terebrating, p., terebrant,** boring pain

painful (*pān'-ful*). Characterized by pain. **p. heel.** See *pododynia* and *achillodynia*.

painless (*pān'-les*). Without pain. **p. tic.** See *tic*.

painter's colic. Lead colic.

pair (*pār*). Two similar organs, one right and the other left, occupying the same relative position on either side of the body; as a pair of nerves.

Pajot's hook (*pah-zho'*) [Charles *Pajot*, French obstetrician, 1816–1896]. A hook used in decapitating the fetus; see *P.'s method*. **P.'s law,** the law governing the rotating movements of the child during labor. It is expressed as follows: When a solid body is contained within another, if the receptacle is the seat of alternations of movement and repose, and its surfaces are slippery and but slightly angular, the contained body will tend increasingly to accommodate its form and dimensions to the form and capacity of the receptacle. **P.'s maneuver.** Same as *P.'s method*. **P.'s method,** a method of decapitation of the fetus in embryotomy. It consists in passing a strong cord around a groove in a hook which is passed over the child's neck, and by a sawing movement cutting through the parts. The vagina should be protected by a speculum.

pala (*pa'-lah*) [L., a "spade"]. 1. A thin lamella connecting the fimbria and the tenia of the brain. It has a shape like the blade of a turf-cutter. 2. [Native Hawaiian.] The Hawaiian word for syphilis.

Paladino's phonophore (*pal-ah-de'-nōs fo'-no-fōr*). An instrument to facilitate hearing, consisting in a rod which connects the larynx of the speaker with the teeth of the listener.

palæo- (*pa'-le-o-*) [παλαιός, old]. A prefix denoting old, early, long ago, etc. For words thus beginning see *paleo-*.

palatal (*pal'-at-al*) [*palate*]. Pertaining to the palate.

palate (*pal'-āt*) [*palatum*, palate]. The roof of the mouth. It is composed of the *hard palate*, formed by the palatal processes of the superior maxillary bones and the palatal bones, and the *soft palate*, or velum palati, consisting of an aggregation of muscles—the tensor palati, azygos uvulæ, palatoglossus, and palatopharyngeus. **p., artificial,** a plate of hard material used as an obturator to close a fissure in the palate. **p. bone,** an L-shaped bone back of the nasal fossæ; it helps to form the floor and outer wall of the nose, roof of the mouth, and floor of the orbit; also sphenomaxillary and pterygoid fossæ and the sphenomaxillary fissure. **p., cleft,** a congenital deformity characterized by incomplete closure of the lateral halves of the palate. The soft palate and the uvula, the hard palate, or all together may be involved. **p., hard.** See *palate*. **p.-hook,** an instrument used in rhinoscopy. **p.-myograph,** an instrument for taking a tracing of the movements of the soft palate. **p. plates,** the horizontal portions of the superior maxillæ that unite to form the hard palate. **p., soft.** See *palate*.

palatic (*pal-at'-ik*) [*palatum*, the palate]. Palatal; palatine.

palatiform (*pal-at'-if-orm*) [*palatum*, palate; *forma*, form]. Resembling the palate.

palatine (*pal'-a-tīn*) [*palate*]. 1. Pertaining to the palate, as the *palatine* arteries. 2. Conveying the palatine vessels or nerves. **p. arches,** the arches posterior and anterior, upon each side of the beginning of the pharynx. **p. bone,** the palate bone. **p. canals,** several canals in the palatal portion of the superior maxilla. **p. fossa,** a small fossa immediately behind the upper incisor teeth. **p. glands.** See *gland*.

palatinoid (*pal-at'-in-oid*). Trade name of a gelatin capsule used for the administration of unpalatable drugs.

palatitis (*pal-at-i'-tis*) [*palatum*, palate; ῖτις, inflammation]. Inflammation of the palate.

palato- (*pal-a-to-*) [*palate*]. A prefix denoting relation to the palate.

palatoglossal (*pal-a-to-glos'-al*) [*palato-*; γλῶσσα, tongue]. Pertaining to the palate and the tongue.

palatoglossus (*pal-a-to-glos'-us*). See under *muscle*.

palatognathous (*pal-at-og'-na-thus*) [*palato-*; γνάθος, jaw]. Affected with palatognathus.

palatognathus (*pal-at-og'-na-thus*) [*palato-*; γνάθος, jaw]. Cleft palate.

palatograph (*pal-at'-o-graf*). Palatomyograph.

palatolabial (*pal-at-o-la'-be-al*) [*palato-*; *labium*, lip]. Pertaining to the palate and the lips.

palatomaxillary (*pal-at-o-maks'-il-a-re*) [*palato-*; *maxilla*, jaw]. Pertaining to the palate and the maxilla.

palatomyograph (*pal-at-o-mi'-o-graf*). See *palate-myograph*.

palatonasal (*pal-a-to-na'-sal*) [*palato-*; *nasal*]. Pertaining to the palate and the nose.

palatopharyngeal (*pal-a-to-far-in'-je-al*) [*palato-*; *pharynx*]. Pertaining conjointly to the palate and the pharynx.

palatopharyngeus (*pal-a-to-far-in'-je-us*). See under *muscle*.

palatoplasty (*pal'-at-o-plas-te*) [*palato-*; πλάσσειν, to form]. Plastic surgery of the palate.

palatoplegia (*pal-at-o-ple'-je-ah*) [*palato-*; πληγή, a stroke]. Paralysis of the soft palate.

palatopterygoid (*pal-at-o-ter'-ig-oid*) [*palato-; pterygoid*]. Pertaining to the palate bone and the pterygoid processes of the sphenoid bone; pterygopalatine.

palatorrhaphy (*pal-a-tor'-a-fe*). See *staphylorrhaphy*.

palatosalpingeus (*pal-a-to-sal-pin'-je-us*). The tensor palati muscle.

palatoschisis (*pal-a-tos'-kis-is*) [*palato-; σχίσις*, cleft]. Cleft palate.

palatostaphylinus (*pal-a-to-staf-il-i'-nus*). See *azygos uvulæ* under *muscle*.

palatouvularis (*pal-a-to-ū-vū-la'-ris*). See *azygos uvulæ* under *muscle*.

palatum (*pal'-a-tum*) [L.]. The palate. **p. durum**, hard palate. **p. fissum**, cleft palate. **p. mobile**, **p. molle**, **p. pendulum**, the soft palate.

paleontology (*pa-le-on-tol'-o-je*) [*παλαιός*, ancient; *ὤν*, being; *λόγος*, science]. The science of the early life-forms of the earth.

paleopathology (*pa-le-o-path-ol'-o-je*) [*παλαιός*, old; *pathology*]. "The science of the diseases which can be demonstrated in human and animal remains of ancient times" (Ruffer).

palikinesia, palikinesis (*pal-e-kin-e'-se-ah, pal-e-kin-e'-sis*) [*πάλιν*, again; *κίνησις*, movement]. Constant and involuntary repetition of movements.

palilallia (*pal-e-lal'-e-ah*) [*πάλιν*, again; *λάλια*, speech]. Needless repetition of words or phases.

palimbolous (*pal-im'-bo-lus*)[*πάλιν*, back; *βάλλειν*, to cast]. Changing often; applied to diseases with very inconstant symptoms.

palimptosis (*pal-imp-to'-sis*) [*πάλιν*, back; *πτῶσις*, a fall]. The falling back; properly, a falling back to a former position, whether after a proptosis, or abnormal forward displacement, or after the rectification of backward displacement.

palinal (*pal'-in-al*) [*πάλιν*, backward]. Moving or moved backward.

palindromia (*pal-in-dro'-me-ah*) [*πάλιν*, again; *δρόμος*, a course]. Recurrence or growing worse of a disease; a relapse.

palinesthesia (*pal-in-es-the'-ze-ah*) [*πάλιν*, again; *αἴσθησις*, sensation]. Restoring sensation in the anesthetized by injecting weak hydrochloric acid into the blood.

palingenesis (*pal-in-jen'-es-is*) [*πάλιν*, back; *γένεσις*, production]. The form of development of an individual germ in which the development of its ancestors is succinctly repeated.

palinodia (*pal-in-o'-de-ah*) [*πάλιν*, back; *ὁδός*, a way]. A recurrence or relapse of a disease.

paliphrasia (*pal-e-fra'-ze-ah*) [*πάλιν*, again; *φράσις*, speech]. Needless repetition of words or phases.

palirrhea, palirrhœa (*pal-ir-e'-ah*) [*πάλιν*, again; *ῥοία*, flow]. 1. The return of a mucous discharge. 2. Regurgitation.

palisade-cell (*pal-is-ād'*). A constituent cell of palisade-tissue. **p.-parenchyma. p.-tissue**, applied to certain cells which are elongated at right angles to the surface, occurring especially on the upper side of leaves.

palladium (*pal-a'-de-um*) [*παλλάδιον*, a statue of Pallas]. A rare metal sometimes used in making instruments of precision. **p. chloride**, a drug used in the treatment of tuberculosis. Dose 10 drops of a 3% solution.

pallamine (*pal'-am-ēn*). Colloidal palladium.

pallanesthesia (*pal-an-es-the'-ze-ah*) [*πάλλειν*, to quiver; *anesthesia*]. Absence of pallesthesia.

pallesthesia (*pal-es-the'-ze-ah*) [*πάλλειν*, to quiver; *αἴσθησις*, sensation]. Sensation similar to that felt when a vibrating tuning fork is touched.

palliation (*pal-e-a'-shun*) [*palliare*, to cloak]. The act of soothing or moderating, without really curing.

palliative (*pal'-e-a-tiv*) [*palliare*, to cloak]. 1. Relieving or alleviating suffering. 2. A drug relieving or soothing the symptoms of a disease without curing it.

pallidal (*pal'-id-al*). Pertaining to the pallidum.

pallidum (*pal'-id-um*) [*pallidus*, pale]. The globus pallidus of the lenticular nucleus of the brain.

pallium (*pal'-e-um*) [L., "a cloak"]. Of the brain, the fissured portion of each cerebral hemisphere, exclusive of the caudatum and the rhinencephalon.

pallor (*pal'-or*) [L.]. Paleness, especially of the skin and mucous membranes. **p. chloroticus**, the peculiar paleness of chlorotic persons. **p. eximius**, abnormal paleness, usually due to anemia. **p. luteus**, chlorosis. **p. pathematicus**, the pallor due to terror or fright. **p. virginum.** Synonym of *chlorosis*.

palm (*pahm*) [*palma*, palm]. 1. The inner or flexor surface of the hand; the hollow of the hand. 2. A palm-tree. **p.-oil** (*oleum palmæ*), a fixed oil obtained from the fruit of *Elæis guineensis*. It is employed in making soap.

palma (*pal'-mah*) [L.]. 1. The palm of the hand. 2. Palm tree. **palmæ plicatæ**, the arborescent rugæ of the anterior of the vagina.

palmar (*pal'-mar*). Pertaining to the palm of the hand. **p. abscess**, an abscess in the palm of the hand, usually situated beneath the palmar fascia. **p. arch**, one of the two curved arches, *superficial* and *deep*, formed by the anastomosis of the radial and ulnar arteries in the hand. **p. fascia**, the sheath investing the muscles of the hand.

palmaris (*pal-ma'-ris*). See under *muscle*.

palmature (*pal'-mat-ūr*) [*palm*]. Union of the fingers, congenital or from burns, wounds, or other trauma.

Palmella (*pal-mel'-ah*). A genus of fresh-water algæ.

palmellin (*pal-mel'-in*). A red coloring-principle of a fresh-water alga, the *Palmella cruenta*, resembling hemoglobin.

palmetto (*pal-met'-o*). See *saw palmetto*.

palmiacol (*pal-mi'-ak-ol*), $C_{23}H_{40}O_2$. A proprietary remedy for tuberculosis, asthma, etc., said to be a derivative of guaiacol. Dose 3 min. (0.18 Cc.) 3 or 4 times daily.

palmic (*pal'-mik*) [*palm*]. 1. Referring to the palm; palmitic. 2. [*παλμός*, throb.] Pertaining to the pulse or palpitation. 3. Relating to palmus or jumpers' disease.

palmin (*pal'-min*). Palmitin.

palmiped (*pal'-mip-ed*) [*palma*, palm; *pes*, foot]. Having webbed feet.

palmitate (*pal'-mit-āt*) [*palm*]. A salt of palmitic acid.

palmitic (*pal-mit'-ik*). 1. Relating to or derived from palm-oil. 2. Relating to palmitin. **p. acid.** See *acid, palmitic*.

palmitin (*pal'-mit-in*) [*palm*], $C_3H_5(C_{16}H_{31}O_2)_3$. Glyceryl tripalmitate, a solid, crystallizable substance which, with stearin, constitutes the greater proportion of solid fats.

palmitone (*pal'-mit-ōn*). A ketone of palmitic acid resulting when it is distilled with slaked lime.

palmityl (*pal'-mit-il*) [*palm*, the palm tree; *ὕλη*, the stuff of which a thing is made]. The radical, $C_{16}H_{31}O_2$, of palmitic acid.

palmodic (*pal-mod'-ik*) [παλμώδης, like palmus]. Pertaining to, resembling, or affected with, palmus.

palmoform (*pal'-mo-form*). Methylene guaiacol, made by the action of formic acid on guaiacol.

palmoplantar (*pal'-mo-plan'-tar*) [*palma*, palm; *planta*, the sole of the foot]. Pertaining to both the palms of the hands and the soles of the feet. **p.-plantar sign,** *Filipowicz' sign;* said to be diagnostic of typhoid fever. It consists of an orange or saffron coloration of the prominent parts of the palms of the hands and the soles of the feet. The change in color is attributed to feebleness of the action of the heart, causing incomplete filling of the capillaries, and dryness of the skin.

palmoscopy (*pal-mos'-ko-pe*) [παλμός, throb; σκοπεῖν, to observe]. The observation of the heart-beat and the pulse.

palmus (*pal'-mus*) [παλμός, a twitch]. 1. Jumpers' disease; lata, or miryachit; a convulsive tic, with echolalia and abulia. 2. Subsultus; palpitation; throbbing; pulsation; twitching; jerkiness. 3. The heart-beat.

palpable (*pal'-pa-bl*). 1. That which can be touched or palpated. 2. Evident.

palpate (*pal'-pāt*) [*palpare*, to feel]. 1. To examine by touch. 2. Furnished with tactile organs.

palpation (*pal-pa'-shun*) [*palpate*]. In physical diagnosis, the laying of the hand on a part of the body or the manipulation of a part with the hand for the purpose of ascertaining its condition or that of underlying organs. **p., bimanual,** the use of the two hands in examining an organ. **p., mediate,** a method of physical examination performed by placing the phonendoscope on the chest after removing the tubes and resting the palmar surface of the hand upon the instrument, thus intensifying the vibrations.

palpatometer (*pal-pat-om'-et-er*) [*palpare*, to feel; μέτρον, a measure]. An instrument for measuring arterial tension.

palpatometry (*pal-pat-om'-et-re*) [*palpare*, to feel; μέτρον, measure]. A measuring of the greatest pressure that can be borne without pain.

palpatopercussion (*pal-pat-o-per-kush'-un*). Combined palpation and percussion.

palpatorium (*pal-pa-to'-re-um*). An apparatus to aid in detecting tender spots in the abdomen during a fluoroscopic examination.

palpebra (*pal'-be-brah*) [L.: *pl.*, *palpebræ*]. The eyelid **p. inferior,** the lower eyelid. **p. superior,** the upper eyelid.

palpebral (*pal'-pe-bral*) [*palpebra*]. Pertaining to the eyelid. **p. angle.** See *canthus.* **p. cartilage.** See *cartilage.* **p. conjunctiva,** the conjunctiva of the eyelid. **p. fascia,** the tarsal ligament of the eyelids. **p. fissure,** the opening between the upper and lower eyelids. **p. follicles,** the Meibomian glands. **p. muscle,** the orbicularis palpebrarum muscle.

palpebralis (*pal-pe-bra'-lis*). An old term for the orbicularis palpebrarum muscle.

palpebrate (*pal'-pe-brāt*) [*palpebra*]. 1. Furnished with eyelids. 2. To wink.

palpebration (*pal-pe-bra'-shun*) [*palpebra*]. The act of winking; nictitation.

palpebrin (*pal'-peb-rin*). A proprietary remedy used externally in eye diseases; it is said to consist of boric acid, mercury bichloride, zinc sulphate, and glycerol.

palpebritis (*pal-pe-bri'-tis*) [*palpebra*, eyelid; ιτις, inflammation]. Synonym of *blepharitis.*

palpebrofrontal (*pal-pe-bro-front'-al*). Relating to the eyelid and the brow.

palpitate (*pal'-pit-āt*) [*palpitare*, to quiver]. To flutter, to tremble or to beat abnormally fast; applied especially to the heart.

palpitation (*pal-pit-a'-shun*) [*palpitare*, to quiver]. A fluttering or throbbing, especially of the heart, of which the person is conscious.

palsy (*pawl'-ze*) [from *paralysis*]. Paralysis. **p., Bell's.** See *Bell's palsy.* **p., birth-.** See *birth-palsy.* **p., bulbar.** See *bulbar paralysis.* **p., crutch-.** See *crutch paralysis.* **p. drops,** compound tincture of lavender. **p., Erb's.** See *Erb's palsy.* **p., hammer-,** that due to excessive use of the hammer. **p., lead,** paralysis of the muscles of the forearm, due to lead poisoning. **p., local,** progressive muscular atrophy. **p., night,** paresthesia of the hands occurring at night. **p., painter's,** lead paralysis. **p. scriveners',** writers' cramp. **p., shaking.** Synonym of *paralysis agitans.* **p., wasting,** progressive muscular atrophy.

Paltauf's nanism (*pahl'-towf*) [Arnold *Paltauf*, German physician, 1860–1893]. Dwarfism with lymphatism.

paludal (*pal'-ū-dal*) [*palus*, a marsh]. Pertaining to or originating in marshes; malarial.

paludein (*pal-ū'-de-in*) [*Paludina*, a genus of freshwater snails]. The mucus of the snail *Paludina vivipara*, which has been used to make a pectoral syrup.

paludide (*pal'-ū-dīd*). A cutaneous eruption supposed to be due to malaria.

paludism (*pal'-ū-dizm*) [*palus*, a marsh]. Malarial poisoning.

palustral (*pal-us'-tral*) [see *paludism*]. Pertaining to, or having the nature of, marsh-fever; paludal.

pampiniform (*pam-pin'-i-form*) [*pampinus*, tendril; *forma*, form]. Having the form of a tendril. **p. plexus.** See *plexus, pampiniform.*

pampinocele (*pam-pin'-o-sēl*) [*pampinus*, tendril; κήλη, hernia]. A varicocele of the veins of the pampiniform plexus.

pamplegia (*pam-ple'-je-ah*) [*pan-*; πληγή, stroke]. General paralysis.

pan. A low, flat-bottomed vessel. **p., bed,** a large, flat oval pan, usually of agate, or enameled ware or china, serving as a receptacle for the fecal discharges and urine of bed-patients. **p., brain, p., head,** the skull. **p., knee,** the patella.

pan- [πᾶς, πᾶν, all]. A prefix signifying all, every, the whole of anything.

panacea (*pan-a-se'-ah*) [πανάκεια, all-healing, from πᾶς, all; ἄκος, a cure]. A remedy curing all diseases; a cure-all; a quack remedy.

panado (*pan-a'-do*) [Sp. *panada*, from *panis*, bread]. Bread softened in water. Also a bread-poultice.

Panama bark. Quillaja bark. **P. fever.** 1. A pernicious form of malarial fever occurring in Panama; Chagres fever. 2. Yellow fever. **P. paralysis,** beriberi.

panaris (*pan'-ar-is*). See *paronychia.*

panaritium (*pan-ar-ish'-e-um*). See *paronychia.*

panarteritis (*pan-ar-ter-i'-tis*) [*pan-*; *arteritis*]. 1. Inflammation of several arteries at the same time. 2. Inflammation of all the coats of an artery.

panarthritis (*pan-ar-thri'-tis*). Inflammation of all the structures of a joint.

Panas' operation (*pan-ah'*) [Photinos *Panas*, French ophthalmologist, 1832–1903]. See under *operations.* **P.'s solution.** A mild antiseptic

collyrium, serviceable in conjunctivitis, blepharitis, etc. It contains mercuric iodide 1 part, absolute alcohol 400 parts, distilled water sufficient to make 20,000 parts.

panase (*pan'-āz*). Trade name of a combination of the digestive enzymes derived from the pancreas of the pig.

panasthenia (*pan-as-the'-ne-ah*) [*pan-; asthenia*]. Neurasthenia.

panatrophy (*pan-at'-ro-fe*) [*pan-; atrophy*]. 1. Atrophy affecting every part of a structure. 2. General atrophy.

Panax (*pan'-aks*) [πάναξ, all-healing]. A genus of araliaceous plants. Ginseng was formerly classed as *Panax*. See *aralia*, also *ginseng*.

panbioma (*pan-bi-o'-ma*) [*pan-; βίος*, life]. The general principle of life. Cf. *bionergy*.

panblastic (*pan-blas'-tik*) [*pan-; βλαστός*, a germ]. Connected with all the layers of the blastoderm.

pancarditis (*pan-kar-di'-tis*). General inflammation of the heart.

panchrestous (*pan-kres'-tus*) [*pan-; χρηστός*, useful]. Useful for everything; relating to a panacea.

panchrestus (*pan-kres'-tus*) [*pan-; χρηστός*, useful]. Same as *panacea*.

Pancoast's operation (*pan'-kōst*) [Joseph *Pancoast*, American surgeon, 1805–1882] See under *operations*.

pancolpohysterectomy (*pan-kol-po-his-ter-ek'-to-me*). See *panhysterokolpectomy*.

pancreaden (*pan'-kre-ad-en*). The direct extract of pancreas attenuated with calcium carbonate; used in pancreatic diabetes. Dose 4–6 dr. (15–23 Gm.) daily.

pancreas (*pan'-kre-as*) [*pan-; κρέας*, flesh]. A compound racemose gland, from six to eight inches in length, lying transversely across the posterior wall of the abdomen; the sweetbread of animals. Its right extremity, the *head*, lies in contact with the duodenum; its left extremity, the *tail*, is in close proximity to the spleen. It secretes a limpid, colorless fluid that digests proteids, fats, and carbohydrates. The secretion is conveyed to the duodenum by the pancreatic duct, or duct of Wirsung. **p., accessory,** a small mass of glandular structure similar to the pancreas and adjacent to it. **p. Aselli,** a collection of lymph-glands in the mesentery of some mammals, resembling a pancreas. **p. glomeruli,** the islands of Langerhans. **p., lesser,** a small, partially detached portion of the gland, lying posteriorly to its head, and having occasionally a separate duct that opens into the pancreatic duct proper.

pancreatalgia (*pan-kre-at-al'-je-ah*) [*pancreas; ἄλγος*, pain]. Pain in the pancreas.

pancreatectomy (*pan-kre-at-ek'-to-me*) [*pancreas; ἐκτομή*, excision]. Excision of a portion or all of the pancreas.

pancreatemphraxis (*pan-kre-at-em-fraks'-is*) [*pancreas; ἔμφραξις*, stoppage]. Obstruction of the pancreatic duct.

pancreathelcosis (*pan-kre-ath-el-ko'-sis*) [*pancreas; ἕλκωσις*, ulceration]. Ulceration of the pancreas.

pancreatic (*pan-kre-at'-ik*) [*pancreas*]. Pertaining to the pancreas, as the *pancreatic* duct; depending upon disease of the pancreas, as *pancreatic* diabetes. **p. duct,** the duct of Wirsung. **p. fluid, p. juice,** the secretion of the pancreas, a thick, transparent, colorless, odorless fluid, of a salty taste, and strongly alkaline.

pancreaticoduodenal (*pan-kre-at-ik-o-dū-o-de'-nal*) [*pancreas; duodenum*]. Pertaining to the pancreas and the duodenum, as the *pancreaticoduodenal* arteries.

pancreaticosplenic (*pan-kre-at'-ik-o-splen'-ik*). Pertaining to the pancreas and the spleen.

pancreatin (*pan-kre'-at-in*) [*pancreas*]. The active elements of the juice of the pancreas; also the commercial extract of the pancreas, supposed to possess a fermentative action similar to that of the pancreatic juice.

pancreatinokinase (*pan-kre-at-i-no-kin'-ās*). Trade name of a compound of pancreatin and eukinase said to be a powerful digestant.

pancreatism (*pan'-kre-at-izm*). The proper performance of its functions by the pancreas.

pancreatitic (*pan-kre-at-it'-ik*). Pertaining to pancreatitis.

pancreatitis (*pan-kre-at-i'-tis*) [*pancreas; itis*, inflammation]. Inflammation of the pancreas. It may be hemorrhagic, suppurative, or gangrenous. The onset of pancreatitis is usually sudden, with severe abdominal pain, vomiting, tympanites, and tenderness of the abdomen.

pancreatoduodenectomy (*pan-kre-at-o-dū-o-de-nek'-to-me*) [*pancreas; duodenum; ἐκτόμη*, excision]. Excision of the head of the pancreas with the surrounding loop of the duodenum.

pancreatolipase (*pan-kre-at-o-lip'-ās*). Lipase found in the pancreatic juice.

pancreatolith (*pan-kre-at'-o-lith*) [*pancreas; λίθος*, a stone]. A calculus of the pancreas

pancreatolithotomy (*pan-kre-at-o-lith-ot'-o-me*). Operation for the removal of a calculus from the pancreas.

pancreatolysis (*pan-kre-at-ol'-is-is*) [*pancreas; λύσις*, solution]. Destruction of the substance of the pancreas.

pancreatolytic (*pan-kre-at-o-lit'-ik*). Pertaining to pancreatolysis.

pancreatomy (*pan-kre-at'-o-me*). See *pancreatotomy*.

pancreatoncus (*pan-kre-at-ong'-kus*) [*pancreas; ὄγκος*, tumor]. A tumor of the pancreas.

pancreatopathy (*pan-kre-at-op'-a-the*) [*pancreas; πάθος*, suffering]. Any disease of the pancreas.

pancreatorrhagia (*pan-kre-at-or-a'-je-ah*) [*pancreas; ῥηγνύναι*, to burst forth]. Hemorrhage from the pancreas.

pancreatotomy (*pan-kre-at-ot'-o-me*) [*pancreas; τομή*, a cutting]. Incision of the pancreas.

pancreazymose (*pan-kre-az-i'-mōs*) [*pancreas; ζύμη*, leaven]. One of the pancreatic ferments.

pancreectomy (*pan-kre-ek'-to-me*). See *pancreatectomy*

pancreobismuth (*pan-kre-o-biz'-muth*). Trade name of a combination of pancreatic ferments and bismuth.

pancreodigestin (*pan-kre-o-di-jes'-tin*). Trade name of a combination of some of the digestive ferments with lactic and hydrochloric acids.

pancreolith (*pan'-kre-o-lith*). Pancreatolith.

pancreolithotomy (*pan-kre-o-lith-ot'-o-me*). Pancreatolithotomy.

pancreolysis (*pan-kre-ol'-is-is*). Pancreatolysis.

pancreolytic (*pan-kre-o-lit'-ik*). Destructive to pancreatic tissue.

pancreon, pankreon (*pan'-kre-on*). Trade name of a digestant derived from pancreatin. It is a grayish, odorless powder having a strong tryptolytic power. Dose 7½ gr. (0.5 Gm.) 3 times daily.

pancreopathia (*pan-kre-o-path'-e-ah*) [*pancreas; πάθος*, disease]. Disease of pancreas

pancreopathy (*pan-kre-op'-ath-e*) [*pancreas; πάθος*, disease]. Disease of the pancreas.

pancril (*pan'-kril*). Trade name of a combination of enzymes, said to be capable of digesting nitrogenous, starchy, and fatty foods.

pancrobilin (*pan-kro-bi'-lin*). Trade name of a preparation of oxgall and pancreatin.

pandemia (*pan-de'-me-ah*) [*pan-; δῆμος*, people]. An epidemic that attacks all persons.

pandemic (*pan-dem'-ik*) [*pan-; δῆμος*, people]. Epidemic over a wide area.

pandemy (*pan'-dem-e*). Same as *pandemia*.

Pander's islands (*pan'-der*) [Heinrich Christian von *Pander*, German anatomist, 1794–1865]. 1. The reddish-yellow patches in Pander's layer which consist of corpuscles containing hemoglobin. 2. A collection of nerve cells found beneath the optic thalamus. **P.'s layer**, the splanchnopleural layer of the mesoblast in which the blood-vessels are first formed.

pandiculation (*pan-dik-ū-la'-shun*) [*pandiculari*, from *pandere*, to stretch out]. The act of stretching the limbs, especially on waking from sleep, accompanied by yawning.

pandocheum, pandochium (*pan-do'-ke-um*) [*pan-; δέχεσθαι*, to receive]. A hospital receiving all diseases.

panelectroscope (*pan-e-lek'-tro-skōp*). An inspection apparatus for use in proctoscopy, esophagoscopy, urethroscopy, etc. It throws concentrated light through the whole tube, thus illuminating the spot that is to be inspected.

panesthesia (*pan-es-the'-ze-ah*) [*pan-; αἴσθησις*, perception]. 1. General or total sensation; cenesthesia. 2. The undifferentiated sensory capacity of the supposed primal germ.

panesthetism (*pan-es'-thet-izm*). Same as *panesthesia*.

Paneth's cells (*pah'-nāth*) [Josef *Paneth*, German physician, 1857–]. Coarsely granular cells found in the crypts of Lieberkuhn in the jejunum and ileum, especially the latter.

pang. A momentary sharp pain. **p., breast-,** angina pectoris. **p., brow-,** hemicrania.

pangaduin (*pan-gad'-ū-in*). A crystalline solid said to contain the basic principles of cod-liver oil; indicated in all affections due to faulty elimination.

pangen (*pan'-jen*) [*pan-; γένεσις*, birth, production]. One of the primary bearers of the individual qualities or characters of the cell, *i. e.*, the constituent qualities of the species; one of the ultimate vital particles; a biophor.

pangenesis (*pan-jen'-es-is*) [*pan-; γένεσις*, origin]. Darwin's theory of heredity, which supposes the existence of gemmules or minute particles separated from the body-cells and segregated from the circulation by the reproductive glands. These preformed constituents of all parts of the fully formed animal or plant become aggregated in the germ, and give rise by a process of evolution to the new organism.

pangenetic (*pan-jen-et'-ik*). Pertaining to pangenesis.

panglossia (*pan-glos'-e-ah*) [*πανγλωσσία*, wordiness]. Excessive or insane garrulity.

panhidrosis (*pan-hid-ro'-sis*). See *panidrosis*.

panhydrometer (*pan-hi-drom'-et-er*). An instrument for determining the specific gravity of any liquid.

panhygrous (*pan-hi'-grus*) [*pan-; ὑγρός*, moist]. Damp as to the entire surface.

panhyperemia, panhyperæmia (*pan-hi-per-e'-me-ah*). Plethora.

panhysterectomy (*pan-his-ter-ek'-to-me*). Total extirpation of the uterus.

panhysterokolpectomy (*pan-his-ter-o-kol-pek'-to-me*) [*pan-; ὑστέρα*, womb; *κόλπος*, vagina; *ἐκτομή*, excision]. Complete removal of the uterus and vagina.

panicula (*pan-ik'-ū-lah*) [L.]. A swelling or tumor.

panidrosis (*pan-id-ro'-sis*) [*pan-; ἱδρώς*, sweat]. General perspiration.

panis (*pan'-is*) [L.]. Bread.

panivorous (*pan-iv'-or-us*) [*panis*, bread; *vorare*, to devour]. Subsisting on bread.

Panizza's plexuses. Two lymphatic plexuses lying in the lateral fossa of the preputial frenum; they are formed by the deeper lymphatic vessels of the integument of the glans penis.

panmeristic (*pan-mer-is'-tik*) [*pan-; μέρος*, a part]. Relating to an ultimate protoplasmic structure composed of independent vital units.

panmixia (*pan-miks'-e-ah*) [*pan-; μίξις*, mingling]. Indiscriminate sexual crossing.

panmnesia (*pan-ne'-se-ah*) [*pan-; μνῆσις*, remembrance]. A potential remembrance of all impressions

panmyelophthisis (*pan-mi-el-off'-this-is*) [*pan-; μύελος*, marrow; *φθίσις*, wasting]. A general wasting of the bone-marrow.

panmyelosis (*pan-mi-el-o'-sis*) [*pan-; μύελος*, marrow]. Proliferation of all the constituents of bone marrow.

pannecrotomy (*pan-nek-rot'-o-me*) [*pan-; νεκρός*, dead; *τομή*, a cutting]. The dissection of all dead bodies, suggested as the best method to prevent burial of living persons.

panneuritis (*pan-nū-ri'-tis*). Multiple neuritis. **p. epidemica,** beriberi.

panniculitis (*pan-ik-ū-li'-tis*) [*panniculus; itis*, inflammation]. Inflammation of the abdominal panniculus adiposus

panniculus (*pan-ik'-ū-lus*) [dim. of *pannus*]. A membrane or layer. **p. adiposus,** the layer of subcutaneous fat. **p. carnosus,** the layer of muscles contained in the superficial fascia. It is well developed in the lower animals, but in man is represented mainly by the platysma. **p. cordis,** the pericardium. **p. hymeneus, p. virginis,** the hymen. **p. subtilis,** the pia mater **p. transversus,** the diaphragm.

pannosity (*pan-os'-it-e*) [*pannus*]. Softness of skin.

pannus (*pan'-us*) [L., "a cloth"]. 1. Vascularization of the cornea, usually due to the irritation of trachoma granulations. 2. Chloasma. **p. carateus,** pinta. **p. carnosus, p. crassus,** one that has acquired a considerable thickness. **p. hepaticus,** chloasma. **p. phlyctenular,** the vascularizena dd cloudy condition of the cornea induced by phlyctenular inflammation. **p. siccus,** an old pannus composed of connective tissue and poor in vessels. **p. tenuis,** slight pannus

panodic (*pan-od'-ik*). See *panthodic*.

panopeptone (*pan-o-pep'-tōn*). Trade name of a dietetic said to consist of bread and beef, cooked, peptonized, sterilized, concentrated, and preserved in sherry.

panophobia (*pan-o-fo'-be-ah*) [*pan-; φόβος*, fear]. Morbid fear of everything; a symptom present in some cases of neurasthenia.

panophthalmia, panophthalmitis (*pan-of-thal'-me-ah, pan-of-thal-mi'-tis*). Inflammation of all the tissues of the eyeball. **p. purulenta,** a severe form with great protrusion of the eyeball and formation of pus, usually resulting in blindness.

panoptosia (*pan-op-to'-se-ah*) [*pan-*; πτώσις, a falling]. A condition in which several viscera are prolapsed.

panosteitis (*pan-os-te-i'-tis*). An inflammation of all the structures of a bone.

panotitis (*pan-o-ti'-tis*). An inflammation involving all the structures of the ear.

panpeptin (*pan-pep'-tin*). Trade remedy said to contain several digestive ferments.

panpharmacon (*pan-far'-mak-on*) [*pan-*; φάρμακον, drug]. A panacea.

panphobia (*pan-fo'-be-ah*) [*pan-*; φόβος, dread]. Synonym of *panophobia*.

panplegia (*pan-ple'-je-ah*) [*pan-*; πληγή, stroke]. Generalized paralysis.

Pansch's fissure (*pahnsh*) [Adolf *Pansch*, German anatomist, 1841–1887]. A cerebral fissure extending from the lower end of the central fissure to the occipital lobe.

pansclerosis (*pan-skle-ro'-sis*) [*pan-*; σκλερος, hard]. Complete sclerosis or hardening of a part.

pansinusitis (*pan-si-nus-i'-tis*). Inflammation of all the sinuses of a part or region.

panspermatism (*pan-sper'-mat-izm*). The theory that germs are omnipresent.

panspermia (*pan-sper'-me-ah*). See *panspermatism*.

pansphygmograph (*pan-sfig'-mo-graf*). An instrument by means of which tracings can be taken simultaneously of the cardiac movements, the arterial pulse, and the respiration.

pansymmetry (*pan-sim'-et-re*). Entire symmetry.

pant. To breathe hard or quickly.

pantachromatic (*pan-tak-kro-mat'-ik*) [*pan-*; *achromatic*]. Colorless throughout.

pantalgia (*pan-tal'-je-ah*) [*pan-*; ἄλγος, pain]. Generalized pain over the whole body.

pantamorphia (*pan-tam-or'-fe-ah*) [*pan-*; μορφή, form] General deformity.

pantamorphic (*pan-tam-or'-fik*) [*pan-*; ἀμορφία, shapelessness]. Completely deformed.

pantanencephalia (*pan-tan-en-sef-a'-le-ah*) [*pan-*; ἀνεγκέφαλος, brainless]. Total congenital absence of the brain.

pantanencephalic (*pan-tan-en-sef-al'-ik*) [*pan-*; ἀ, priv.; ἐγκέφαλος, brain]. Congenitally destitute of brain.

pantanencephalus (*pan-tan-en-sef'-al-us*). A brainless monster.

pantankyloblepharon (*pan-tang-kil-o-blef'-ah-ron*) [*pan-*; ἀγκύλη, noose; βλέφαρον, eyelid]. Complete ankyloblepharon.

pantaphobia (*pan-taf-o'-be-ah*) [*pan-*; ἀ, priv.; φόβος, fear]. Total absence of fear.

pantatrophia, pantatrophy (*pan-tat-ro'-fe-ah, pan-tat'-ro-fe*) [*pan-*; *atrophy*]. Complete or general atrophy.

pantatrophous (*pant-at'-ro-fus*). Without nourishment.

panteric (*pan-ter'-ik*) [pancreatin; *enteric*]. Trade name of a tablet containing pancreatin with an enteric coating.

pantherapist (*pan-ther'-ap-ist*) [*pan-*; θεραπεία, therapy]. See *eclectic*.

panthodic (*pan-thod'-ik*) [*pan-*; ὁδός, way]. Of nervous impulses, radiating to all parts of the body.

panto- (*pan'-to-*). See *pan-*.

pantogamy (*pan-tog'-am-e*) [*pan-*; γάμος, marriage]. Indiscriminate sexual intercourse.

pantograph (*pan'-to-graf*) [*pan-*; γράφειν, to write]. An instrument for the mechanical copying of diagrams, etc., upon the same scale, or upon an enlarged or a reduced scale.

pantography (*pan-tog'-ra-fe*) [*pan-*; γράφειν, to write]. 1. General description. 2. The process of copying by a pantograph.

pantomorph (*pan'-to-morf*) [*pan-*; μορφή, form]. That which assumes, or exists in, all shapes.

pantomorphia (*pan-to-mor'-fe-ah*) [*pan-*; μορφή, form]. 1. The condition of assuming or existing in all shapes. 2. General or complete symmetry. Cf. *pantamorphia*.

pantophobia (*pan-to-fo'-be-ah*) [*pan-*; φόβος, fear]. Insane dread of all things.

pantoplethora (*pan-to-pleth'-or-ah*) [*pan-*; πληθώρη, fulness]. General hyperemia.

pantopon (*pan'-top-on*) [*pan-*; *opium*]. Trade name of a preparation of opium said to contain all the alkaloids of opium in the form of hydrochlorides.

pantoscopic (*pan-to-skop'-ik*). See *bifocal*.

Panum's casein (*pah'-noom*) [Peter Ludwig *Panum*, Danish physiologist, 1820–1885]. Serum globulin.

panus (*pa'-nus*) [L., "a swelling"]. An inflamed, nonsuppurating lymphatic gland. **p. faucium**, an inflamed gland in the throat. **p. inguinalis**, a bubo.

panzyme (*pan'-zim*) [*pan-*; ζύμη, leaven]. Trade name of a preparation containing several enzymes.

pap. 1. The nipple. 2. A soft, semiliquid food for infants. **p. pox.** Same as *cowpox*.

papain (*pa-pa'-in*). See under *papaya*.

papaver (*pa-pa'-ver*). The poppy. See *opium*.

papaverine (*pa-pa'-ver-ēn*) [*papaver*], $C_{21}H_{21}NO_4$. A crystalline alkaloid found in opium and thought to possess narcotic properties. Dose ½ gr. (0.016 Gm.).

papaw (*pa-paw'*) [a name of Malabar origin]. 1. The seed of *Asimina triloba;* it is a prompt emetic. Dose of the *fluidextract* 10–30 min. (0.6–1.9 Cc.). 2. See *papaya*.

papaya (*pa-pa'-yah*). Melon-tree; papaw—the *Carica papaya*, a tree of the order *Passiflorace*æ. The unripe fruit yields a milky juice containing an albuminous substance, *papain* or *papayotin*, capable of digesting fibrin and other proteid bodies. Papain in commerce occurs as a grayish powder, and has been used as a digestant in dyspepsia, as an application to false membranes, warts, epitheliomata, etc. Dose 5–10 gr. (0.32–0.65 Gm.).

papayotin (*pap-a'-yo-tin*). The concrete active principle of the milky juice of the papaw; it is an enzyme similar to pepsin.

paper (*pa'-per*) [*papyrus*]. See *charta*. **p., helianthin, p., methyl-orange, p., tropæolin D,** paper charged with methyl-orange and used in testing for acids and alkalies. **p., indigo-carmin.** See under *indigo*.

papescent (*pap-es'-ent*). Having the consistence of pap.

papilla (*pap-il'-ah*) [L., "a nipple;" *pl., papillæ*]. 1. The nipple. 2. A small, nipple-like eminence. 3. Synonym of *optic disc*. 4. A pimple or pustule. **p., acoustic,** the organ of Corti. **p., bile,** the caruncula major of Santorini at the summit of which the bile and pancreatic ducts open. **p., circumvallate,** one of the large papillæ at the root of the tongue, arranged like the letter V opening forward. **p., clavate.** Synonym of *p., fungiform*. **p., conical.** See *p., filiform*. **p., dental.** See *organ, enamel-*. **p., duodenal,** the elevation at the point where the common bile-duct enters the duodenum. **p., filiform,** any one of the papillæ occurring on all parts of

the tongue, consisting of an elevation of connective tissue covered by a layer of epithelium. **p., fungiform,** any one of the low, broad papillæ found on the surface of the tongue, consisting of a connective-tissue elevation, covered by secondary papillæ. **p., genital,** the primitive penis or clitoris. **papillæ, gustatory,** those papillæ of the tongue which are furnished with taste-buds. Syn., *papillæ gustus.* **p., lacrimal,** a small conical eminence on the eyelid at the inner canthus, pierced by the lacrimal punctum. **p., lenticular.** Same as *p., fungiform.* **p., lingual,** one of the elevations of the mucous membrane of the dorsum of the tongue. **p. mammæ,** the nipple. **papillæ maximæ,** the circumvallate papillæ. **papillæ mediæ,** the fungiform papillæ. **papillæ minimæ,** conical or filiform papillæ. **papillæ, nerve-.** See under *nerve.* **p., renal,** the summit of any one of the renal pyramids projecting into the renal pelvis. **p. spiralis,** the convex spiral ridge formed by Corti's organ. **p., tactile,** a little eminence of the true skin containing tactile corpuscles. **papillæ, vascular,** papillæ of the skin containing capillary loops.

papillary (*pap'-il-a-re*). 1. Pertaining to the nipple. 2. Composed of or containing papillæ; resembling a papilla. **p. body,** the papillary layer of the skin. **p. muscles,** the musculi papillares, *q. v.* **p. tumor,** a papilloma.

papillectomy (*pap-il-ek'-to-me*) [*papilla*; ἐκτομή, excision]. Surgical removal of papillæ.

papilledema (*pap-il-e-de'-mah*). Choked disc, papillitis.

papilliferous (*pap-il-if'-er-us*) [*papilla*; *ferre*, to bear]. Bearing or containing papillæ, as a *papilliferous* cyst.

papilliform (*pap-il'-if-orm*) [*papilla*; *forma*, form]. Shaped like a papilla.

papillitis (*pap-il-i'-tis*) [*papilla*; ῖτις, inflammation]. Inflammation of the optic disc. Syn., *choked disc; optic neuritis.*

papilloadenocystoma (*pap-il-o-ad-en-o-sist-o'-mah*). Papilloma adenoma and cystoma combined.

papillocarcinoma (*pap-il-o-kar-sin-o'-mah*) [*papilla; carcinoma*]. 1. A carcinoma in which there is the formation of papillary excrescences. 2. A papilloma which has become malignant.

papilloma (*pap-il-o'-mah*) [*papilla*; ὅμα, tumor]. A growth on the skin or mucous membrane resembling hypertrophied papillæ. It is a benign tumor, occurring in two forms, the *hard papilloma*, one growing from squamous epithelium, and the *soft papilloma*, one developed from columnar epithelium. **p. diffusum,** multiple papillomata occurring on the legs and buttock. **p. neuroticum,** a painless, mostly congenital affection characterized by warty or papillomatous growths occurring on one side of the body along the course of a nerve.

papillomatosis (*pap-il-o-mat-o'-sis*) [*papilla*; ὅμα, tumor; νόσος, disease]. The widespread formation of papillomata; also the state of being affected with multiple papillomata.

papillomatous (*pap-il-o'-mat-us*) [*papilla*; ὅμα, tumor]. Pertaining to a papilloma.

papilloretinitis (*pap-il-o-ret-in-i'-tis*). Inflammation of the papilla and retina.

papillose (*pap'-il-ōs*). Bearing papillæ.

papillula (*pap-il'-ū-lah*). 1. A small papilla. 2. Nipple.

Papin's digester (*pap-an'*) [Denis *Papin*, French physicist, 1647–1714]. A contrivance for boiling under pressure in a closed vessel.

papine (*pap-en'*). A proprietary anodyne said to contain the pain-relieving principle of opium.

papoid (*pap'-oid*). A proprietary preparation resembling papain.

papoose-root (*pah-poos'*). *Caulophyllum thalictroides*, the blue cohosh.

pappataci fever (*pap-at-ash'-e*). An infectious disease probably of protozoal origin, somewhat resembling dengue, but less severe and of shorter duration. Found in Malta, Bosnia, Herzegovina, Dalmatia, Italy and S. America.

Pappenheim's method (*pap'-en-hīm*) [Arthur *Pappenheim*, German physician, 1870–1917]. For differentiating tubercle bacilli from smegma bacilli: Stain the specimen with hot carbol-fuchsin solution, then treat it with an alcoholic solution of rosolic acid and methylene blue. glycerin being added. Tubercle bacilli are stained bright red while smegma bacilli are decolorized.

pappus (*pap'-us*) [πάππος, down]. The fine down first appearing on the cheeks and chin.

paprica, paprika (*pap'-re-kah*). The dried and pulverized capsules of *Capsicum annuum.* Syn., *Spanish pepper; Turkish pepper.*

papula (*pap'-ū-lah*). See *papule.*

papular (*pap'-ū-lar*) [*papula*, papule]. Of the nature of a papule.

papulation (*pap-ū-la'-shun*) [*papula*, a pimple]. The stage, in certain eruptive diseases, marked by the formation of papules.

papule (*pap'-ūl*) [*papula*, a pimple. pl., *papulæ*]. A small circumscribed, solid elevation of the skin; a pimple. **p., moist,** the syphilitic condyloma.

papuliferous (*pap-ū-lif'-er-us*) [*papula*, a pimple; *ferre*, to bear]. Pimply; covered with papulæ.

papulopustular (*pap-ū-lo-pus'-tū-lar*). Characterized by both papules and pustules.

papulosquamous (*pap-ū-lo-skwa'-mus*). Characterized by both papules and scales.

papulovesicular (*pap-ū-lo-ves-ik'-ū-lar*). Characterized by both papules and vesicles.

papyraceous (*pap-ir-a'-se-us*) [*papyrus*, paper]. Resembling paper. **p. bone,** the ethmoid bone.

Paquelin's cautery (*pak-lan'*) [Claude André *Paquelin*, French surgeon, 1836–1905]. A hollow platinum point kept at a uniform temperature by a current of benzene vapor; a thermocautery.

par [L.]. A pair. **p. vagum,** the vagus nerves.

para- (*par-ah-*) [παρά, beyond; beside]. 1. A prefix signifying beyond, beside, near, the opposite of, etc. 2. In chemistry, prefixed to a derivative of the benzol ring, it indicates the substitution of two atoms of hydrogen situated opposite each other.

para-acetphenetidin (*par-ah-as-et-fen-et'-id-in*). Phenacetin.

para-acetophenolethyl carbonate (*par-ah-as-et-o-fe-nol-eth'-il kar'-bon-āt*). A crystalline powder without color or taste, used as an analgesic and hypnotic. Dose 8 gr. (0.5 Gm.).

para-amidoacetanilide (*par-ah-am-id-o-as-et-an'-il-id*). See *paraphenylendiamine.*

para-analgesia (*par-ah-an-al-je'-se-ah*) [*para-; analgesia*]. Analgesia limited to the lower half of the body.

para-anesthesia (*par-ah-an-es-the'-se-ah*). Anesthesia of the body below the waist.

para-appendicitis (*par-ah-ap-en-dis-i'-tis*). Suppurative inflammation of the connective tissue adjacent to that part of the appendix not covered with the peritoneum.

parabanic acid (*par-ab-an'-ik*). See *oxalylurea.*

parabiosis (*par-ah-bi-o'-sis*) [*para;* βίωσις, living]. 1. Union of two individuals in such a way that there is some physiological intimacy between them. 2. Temporary suppression of conductivity in a nerve.

parabiotic (*par-ah-bi-ot'-ik*). Pertaining to or characterized by parabiosis.

parablast (*par'-ah-blast*) [*para-;* βλαστός, a germ]. That part of the mesoblast from which the blood-vessels, lymphatic vessels, and other connective tissues are developed.

parablastic (*par-ah-blas'-tik*) [*parablast*]. Pertaining to the parablast.

parablastoma (*par-ah-blas-to'-mah*) [*parablast;* ὅμα, tumor]. A tumor composed of parablastic tissue.

parablepsis (*par-ah-blep'-sis*) [*para-;* βγέψις, vision]. False or perverted vision.

parabulia (*par-ab-ū'-le-ah*) [*para-;* βουλή, will]. Abnormality of volitional action.

paracanthoma (*par-ak-an-tho'-mah*) [*para-;* ἄκανθα, prickle; ὅμα, tumor]. A new growth affecting the prickle-cell layer of the skin.

paracanthosis (*par-ak-an-tho'-sis*) [*para-;* ἄκανθα, prickle; νόσος, disease: *pl., paracanthoses*]. Any skin-disease characterized by some anomaly of the prickle-cell layer.

paracarmine (*par-ah-kar'-mīn*). A staining solution containing calcium chloride and carminic acid in 75 % alcohol.

paracasein (*par-ah-ka'-se-in*). A substance closely resembling casein in composition and split off from it during the coagulation of milk. Syn., *curd.*

paracele, paracœle (*par'-as-ēl*) [*para-;* κοιλία, a hollow] A lateral ventricle of the brain.

paracellulose (*par-ah-sel'-ū-lōs*). A variety of cellulose found in pith.

Paracelsian (*par-as-el'-se-an*). 1. Relating to the Swiss physician and alchemist, Aurelius Phillippus Theophrastus Bombastus *Paracelsus* von Hohenheim, Swiss physician, 1493–1541. 2. A follower of Paracelsus. **P. method,** the use of chemical agents alone in the treatment of disease.

Paracelsus's proprietary elixir (*par-ah-sel'-sus*) [see *Paracelsian*]. Tincture of aloes and myrrh.

paracentesis (*par-ah-sen-te'-sis*) [*para-;* κέντησις, puncture]. Puncture; especially puncture of the wall of a cavity of the body, such as the thoracic wall, cornea, tympanic membrane. **p. abdominis,** paracentesis of the abdomen. **p. capitis,** paracentesis of the skull. **p. cordis,** paracentesis of the heart. **p. pericardii,** paracentesis of the pericardium. **p. pulmonis,** paracentesis of the lung. **p. thoracis,** paracentesis of the thorax. **p. tympani,** paracentesis of the tympanic cavity. **p. vesicæ,** paracentesis of the bladder.

paracentetic (*par-ah-sen-tet'-ik*). Pertaining to paracentesis.

paracentral (*par-ah-sen'-tral*) [*para-;* κέντρον, a center]. Situated near the center. **p. lobule,** convolution on the mesial surface of the cerebral hemisphere uniting the upper ends of the ascending frontal and ascending parietal convolutions.

paracephalus (*par-ah-sef'-al-us*) [*para-;* κεφαλή, head]. A monster characterized by a rudimentary, misshapen head and defective trunk and limbs.

paraceratosis (*par-ah-ser-at-o'-sis*). Parakeratosis.

parachloralose (*par-ak-lor'-al-ōs*) [*para-; chloral*]. A product of the action of chloral upon sugar. It is insoluble in water and is practically inert.

parachlorphenol (*par-ah-klōr-fe'-nol*), $C_6H_4(Cl)OH$. A substitution-product of phenol. It is antiseptic, disinfectant, and is employed in a 2 to 3% ointment in erysipelas. **p. paste,** a paste of equal parts of lanolin, vaselin, starch, and parachlorphenol; it is used in lupus.

parachlorsalol (*par-ah-klōr-sa'-lol*). Parachlorphenol salicylate; used as an internal and external antiseptic like phenyl salicylate. Dose 60–90 gr. (4–6 Gm.) daily.

paracholera (*par-ah-kol'-er-ah*) [*para-; cholera*]. A disease resembling Asiatic cholera but caused by a different organism.

paracholesterin (*par-ak-o-les'-ter-in*) [*para-;* χολή, bile; στέαρ, fat], $C_{26}H_{44}O$. One of the vegetable cholesterins.

paracholia (*par-ak-o'-le-ah*) [*para-;* χολή, bile]. 1. Any abnormality in the secretion of bile. 2. The prodrome of disturbed liver-cell activity in consequence of which the bile pours over the blood-vessels and lymph-vessels.

parachordal (*par-ak-or'-dal*) [*para-;* χορδή, a string, specifically the chorda or notochord]. 1. One of two bars of cartilage extending alongside the occipital notochord in the human fetus. 2. Adjoining the cephalochord; situated at the side of the cranial part of the notochord of the embryo. 3. Pertaining to the cartilaginous basis of the cranium in the embryo.

parachrea, parachroia (*par-ak-re'-ah, par-ak-roi'-ah*) [*para-;* χροιά, color]. Morbid discoloration or change of complexion.

parachroma (*par-ak-ro'-mah*) [*para-;* χρῶμα, color]. Change in color, especially in the natural color of the skin.

parachromatin (*par-ak-ro'-mat-in*) [*para-; chromatin*]. That part of the nucleoplasm which forms the spindle-threads during karyokinesis.

parachromatism (*par-ak-ro'-mat-izm*) [*para-;* χρῶμα, color]. False, or incorrect perception of color. It is not the same as true color-blindness, which it may approach more or less completely.

parachromatoblepsia (*par-ak-ro-mat-o-blep'-se-ah*). See *parachromatism.*

parachromatopsia (*par-ak-ro-ma-top'-se-ah*) [*para-;* χρώμα, color, ὄψις, vision]. Color-blindness.

parachromatosis (*par-ak-ro-mat-o'-sis*) [*para-;* χρῶμα, skin; νόσος, disease]. Any one of the pigmentary skin-diseases.

parachromophore (*par-ak-ro'-mo-fōr*) [*para-;* χρῶμα, color; φορός, bearing]. Applied to chromogenic bacteria that produce the pigment as an excretion-product, but retain it in the organism.

parachromophoric, parachromophorous (*par-ah-kro-mo-for'-ik, par-ah-kro-mof'-or-us*) [*para-,* χρῶμα, color; φορός, bearing]. Possessing color which remains within the cell as a passive metabolic product, as in some bacteria.

parachrosis (*par-ak-ro'-sis*) [*para-;* χρῶσις, coloring]. The existence of a pigmentary skin-disease.

parachymosin (*par-ah-ki'-mo-sin*) [*para-;* χυμός, juice]. The chymosin or rennin found in the human stomach and in that of the pig.

parachymosis (*par-ak-i-mo'-sis*) [*para-;* χυμός, juice]. A morbid state of a secretion or a secreting organ.

paracinesis (*par-as-in-e'-sis*) [*para-;* κίνησις, motion]. Morbid movement of the voluntary

muscles, arising from disease of the motor nerves or centers.

paraclonus (*par-ak'-lo-nus*). Synonym of *paramyoclonus*.

paracmasis (*par-ak'-mas-is*). Synonym of *paracme*

paracmastic (*par-ak-mas'-tik*) [*paracme*]. Pertaining to the declining stage.

paracme (*par-ak'-me*) [*para-*; ἀκμή, point, prime]. 1. The degeneration or decadence of a group of organisms after they have reached their acme of development. 2. The period of decline of a disease.

paracnemion, paracnemis (*par-ak-ne'-me-on, par-ak-ne'-mis*) [*para-*; κνήμη, tibia]. Synonym of *fibula*.

paracœle (*par'-as-ēl*). See *paracele*.

paracolitis (*par-ak-o-lī'-tis*) [*para-*; *colon*; ιτις, inflammation]. Inflammation of the outer coat of the colon.

paracolon (*par-ah-ko'-lon*). A term applied to a group of bacilli intermediate between the typhoid and colon group.

paracolpitis (*par-ah-kol-pī'-tis*) [*para-*; κόλπος, vagina; ιτις, inflammation]. Inflammation of the connective tissue about the vagina.

paracolpium (*par-ah-kol'-pe-um*) [*para-*; κόλπος, vagina] The connective tissue lying around the vagina

paracondylar (*par-ak-on'-dil-ar*) [*para-*; κόνδυλος, knuckle]. Situated alongside a condyle or a condylar region.

paracondyloid (*par-ak-on'-dil-oid*) [*para-*; κόνδυλος, knuckle; εἶδος, form]. Adjoining the condyles.

paracone (*par-ak-ōn*). The mesio-buccal cusp of an upper molar tooth.

paraconid (*par-ah-kon'-id*). The mesio-buccal cusp of a lower molar tooth.

paracoto (*par-ah-ko'-to*) [*para-*; Sp., *coto*, a cubit]. A South American tree the bark of which contains a neutral substance, *paracotoin*, closely resembling cotoin.

paracotoin (*par-ah-ko'-to-in*). See under *paracoto*.

paracousia, paracousis (*par-ah-koo'-se-ah, par-ah-koo'-sis*) [*para-*; ἀκούειν, to hear]. See *paracusia*.

paracresalol (*par-ah-kres'-al-ol*). Cresalol.

paracresol (*par-ah-kre'-sol*), C_7H_8O. A compound of cresolsulphonate and potassium hydroxide used as a disinfectant.

paracresotate (*par-ah-kres'-o-tāt*), $C_6H_3(OH)\text{-}(CH_3)CO_2Na$. A crystalline powder obtained by heating sodium cresylate with carbonic acid; used in acute articular rheumatism. Dose 45–90 gr (3–6 Gm.) daily.

paracresylol (*par-ah-kres'-il-ol*) [*para-*; *cresol*]. A derivative of cresol.

paracrisis (*par-ak'-ris-is*) [*para-*; κρίνειν, to secrete; *pl.*, *paracrises*]. Disorder of the secretory function.

paracrusis (*par-ak-roo'-sis*) [*para-*; κρούειν, to strike]. 1. Insanity, delirium. 2. The checking or "driving in" of an eruption or exanthem.

paracusia, paracusis (*par-ak-oo'-ze-ah, par-ak-oo'-sis*) [*para-*; ἀκούειν, to hear]. Any perversion of the sense of hearing. **p. acris**, excessively acute hearing, rendering the person intolerant of sounds. **p. duplicata**, a condition in which all or only certain sounds are heard double. **p. localis, p. loci**, difficulty in estimating the direction of sounds met with in unilateral deafness, or when the two ears hear unequally. **p. obtusa**, hardness of hearing. **p. perversa**, synonym of *p. Willisiana*. **p. imaginaria**, tinnitus aurium, *q. v.* **p. Willisiana**, deafness in quiet places with increased acuteness of hear · g in the midst of noise.

paracyclesis (*par-ah-si-kle'-sis*) [*para-*; κύκλησις, a revolution]. A disturbance of the circulation.

paracyesis (*par-as-i-e'-sis*) [*para-*; κύησις, pregnancy]. Extra-uterine pregnancy.

paracystic (*par-ah-sis'-tik*) [*para-*; κύστις, bladder]. Situated near or alongside the bladder.

paracystitis (*par-ah-sis-ti'-tis*). Inflammation of the connective tissue surrounding the bladder.

paracystium (*par-ah-sis'-te-um*) [*para-*; κύστις, a bladder]. The connective tissue which surrounds the bladder.

paracytic (*par-a-si'-tik*) [*para-*; κύτος, cell]. Lying among cells.

paradenitis (*par-ad-en-i'-tis*) [*para-*; ἀδήν, gland; ιτις, inflammation]. Inflammation of the areolar tissue about a gland.

paradental (*par-ah-den'-tal*) [*para-*; *dens*, tooth]. Around or beside a tooth.

paradiagnosis (*par-ah-di-ag-no'-sis*). A diagnosis that is almost correct.

paradidymis (*par-ah-did'-im-is*) [*para-*; δίδυμος, testicle]. The organ of Giraldès, the atrophic remains of the tubules of the Wolffian body, lying among the convolutions of the epididymis

paradiphtherial, paradiphtheritic (*par-ah-dif-the're-al, par-ah-dif-ther-it'-ik*). Remotely or indirectly related to diphtheria.

paradox (*par'-ad-oks*). See *paradoxia*. **p., Weber's**, a muscle when so loaded as to be unable to contract, may elongate.

paradoxia (*par-ad-oks'-e-ah*) [παράδοξος, incredible]. An absurd or contradictory statement or proposition. **p. sexualis**, sexual excitement occurring independently of the period of the physiological processes in the generative organs; the abnormal exhibition of sexual instincts in childhood or prior to puberty.

paradoxical ankle reflex, an ankle reflex in which percussion over the flexor surface induces an extensor response, and *vice versa*. **p. contraction.** A slow tonic contraction occurring in a muscle when suddenly relaxed or when its length is suddenly shortened. **p. pulse.** See *pulse, paradoxic*.

paradysentery (*par-ah-dis'-en-ter-e*). A mild form of dysentery.

paraeccrisis (*par-ah-ek'-ris-is*) [*para-*; ἐκκρίσις, excretion]. Any abnormality of excretion.

paraenteric fever (*par-ah-en-ter'-ik*). Paratyphoid fever.

paraepilepsy (*par-ah-ep'-il-ep-se*). An abortive epileptic attack, consisting of the aura only.

paræsthesia. See *paresthesia*.

paraffagar (*par-af'-ag-ar*). Trade name of a preparation containing a hydrocarbon oil and agar agar, used as an antiseptic electuary.

paraffin, paraffinum (*par'-af-in, par-af-i'-num*) [*parum*, little; *affinis*, affinity]. 1. Any saturated hydrocarbon of the marsh-gas series, having the formula C_nH_{2n+2}. 2. A white, odorless, translucent hydrocarbon (*paraffinum*, U. S. P.), obtained from coal-tar or by the destructive distillation of wood. **paraffinum durum** (B. P.), hard or solid paraffin, a mixture of several of the harder members of the paraffin series of hydrocarbons. It is usually obtained by distillation from shale. **p., liquid**, a liquid hydrocarbon of the paraffin series. **paraffinum molle**, soft paraffin; the *petrolatum* of the U. S. P. See *petrolatum*. **p. oil**, petrolatum liquidum.

paraffinoma (*par-ah-fin-o'-mah*). A tumor supposed to be due to the injection of paraffin into the tissues.

parafibrinogen (*par-ah-fi-brin'-o-jen*). A substance derived from fibrinogen when the latter is precipitated by sodium chloride.

paraflagellate (*par-af-laj'-el-āt*) [*para-; flagellum*, a flagellum]. Provided with paraflagella.

paraflagellum (*par-af-laj-el'-um*) [*para-; flagellum*, a whip; *pl., paraflagella*]. A small supplementary flagellum.

parafloccŭlus (*par-af-lok'-ū-lus*). See *flocculus*.

paraform, paraformaldehyde (*par'-ah-form, par-ah-form-al'-de-hīd*). See *formaldehyde, para-*.

paraformaldehydum (*par-ah-form-al-de-hī'-dum*). Paraformaldehyde.

parafuchsin (*par-ah-fūk'-sin*). A basic triphenylmethane dyestuff.

parafunctional (*par-ah-fungk'-shun-al*). Denoting any abnormality of function.

paragammacismus (*par-ah-gam-ah-siz'-mus*) [*para-; γάμμα*, the Greek letter γ]. Inability to pronounce the hard "*g*," and also "*k*," other consonants being substituted, as "*d*" or "*t*."

paraganglia cells (*par-ah-gan'-gle-ah*). Masses or cords which originate in the embryonic sympathetic ganglia. See *chromaffin cells*.

paragangline (*par-ah-gang'-lēn*). A proprietary extract of the myelinic part of the suprarenal gland of the ox.

paraganglioma (*par-ah-gang-gle-o'-mah*). A tumor found in the paraganglion (2).

paraganglion (*par-ah-gang'-le-on*) [*para-; ganglion; pl., paraganglia*]. 1. Anything in the neighborhood of a ganglion. 2. A collection of cells situated in the medullary portion of the adrenal bodies.

parageusia, parageusis (*par-ah-gū'-se-ah, par-ah-gū'-sis*) [*para-; γεῦσις*, taste]. Perversion of the sense of taste.

paragglutination (*par-ag-gloo-tin-a'-shun*). Agglutination of typhoid bacilli by paratyphoid serum.

paraglobin (*par-ag-lo'-bin*). Same as *paraglobulin*.

paraglobulin (*par-ah-glob'-ū-lin*) [*para-; globulus*, a little ball]. A globulin found in blood-serum and other fluids of the body. Syn., *fibrinoplastin; fibroplastin; serum-globulin*.

paraglobulinuria (*par-ah-glob-ū-lin-ū'-re-ah*) [*paraglobulin; οὖρον*, urine]. The presence of paraglobulin in the urine.

paraglossa (*par-ah-glos'-ah*) [*para-; γλῶσσα*, the tongue]. Swelling of the tongue; also, a hypertrophy of the tongue, usually congenital.

paraglossia (*par-ag-los'-e-ah*) [*para-; γλῶσσα*, tongue]. Inflammation of the muscles and connective tissues under the tongue.

paragnathous (*par-ag'-na-thus*) [*para-; γνάθος*, jaw]. 1. Having both mandibles of equal length, their tips falling together, as in certain birds. 2. Pertaining to paragnathus.

paragnathus (*par-ag'-na-thus*) [*para-; γνάθος*, jaw]. A double monster having a supernumerary mandible situated laterally.

paragomphosis (*par-ag-om-pho'-sis*) [*para-; γόμφωσις*, a nailing]. Impaction of the fetal head in the pelvic canal.

paragonimiasis (*par-ah-go-ne-mi'-a-sis*). The condition of being infected by the *Paragonimus*.

Paragonimus (*par-ag-on'-im-us*). A genus of trematode worms. **p. Westermanii**, the *distoma pulmonale*.

paragonorrheal (*par-ah-gon-o-re'-al*). Having an indirect relation to gonorrhea.

paragraphia (*par-ah-graf'-e-ah*) [*para-; γράφειν*, to write]. 1. A form of aphasia in which the person writes the improper word or misplaces the words. 2. Inability to express ideas in writing.

Paraguay tea (*par'-ah-gwī*). See *maté*.

parahemoglobin (*par-ah-hem-o-glo'-bin*). 1. Nencki's name for a polymeric modification of oxyhemoglobin. 2. A proprietary preparation of blood containing 5% of iron.

parahepatic (*par-ah-he-pat'-ik*) [*para-; ἧπαρ*, liver]. About or near the liver.

parahepatitis (*par-ah-hep-at-i'-tis*). Inflammation of structures about or near the liver.

parahidrosis (*par-ah-hid-ro'-sis*). Paridrosis.

parahormone (*par-ah-hor'-mōn*). A substance which is the product of ordinary metabolism and which has a hormone-like action in affecting the functional activity of some other organ; a substance which is not a hormone, but which acts like a hormone.

parahydropin (*par-ah-hi'-dro-pin*). A proprietary diuretic containing theobromine.

parahypnosis (*par-ah-hip-no'-sis*) [*para-; ὕπνος*, sleep]. Abnormal sleep, like that of hypnotism or of narcosis.

parahypophysis (*par-ah-hi-pof'-is-is*). An inconstant piece of pituitary tissue sometimes found in the diaphragma sellæ.

parainfection (*par-ah-in-fek'-shun*). The presence of symptoms which simulate those of an infectious disease, without the specific microorganism of that disease being present.

parainfectious (*par-ah-in-fek'-shus*). Pertaining to or characteristic of pathological states attributable to infection, which occur as accessory or by-conditions to some already existing disease.

parainfluenzal (*par-ah-in-floo-en'-zal*). Remotely connected with influenza

paraiodoxyanisol (*par-ah-i-o-doks-e-an'-is-ol*). Isoform.

parakanthosis (*par-ak-an-tho'-sis*). See *paracanthosis*.

parakeratosis (*par-ak-er-at-o'-sis*) [*para-; κέρας*, horn; *νόσος*, disease]. Any disease of the skin characterized by an abnormal quality of the horny layer. **p. variegata**, a rare skin-affection characterized by the presence upon the entire surface of the body of a red exanthem leaving small, irregular, sunken patches of normal skin, and giving to the surface a reticulated appearance.

parakinesis (*par-ak-in-e'-sis*). See *paracinesis*.

paralactate (*par-ah-lak'-tāt*). A salt of paralactic acid.

paralactic acid (*par-ah-lak'-tik*). See *acid, sarcolactic*.

paralalia (*par-ah-la'-le-ah*) [*para-; λαλιά*, speech]. Disturbance of the faculty of speech.

paralambdacism, paralambdacismus (*par-al-am'-das-izm, par-al-am-das-iz'-mus*) [*para-;* lambda, the letter λ]. Inability to pronounce the letter *l*, or the substitution of other consonants as *t, r, s, w* for *l*.

paralbumin (*par-al-bū'-min*) [*para-; albumin*]. A protein substance found in ovarian cysts.

paraldehyde (*par-al'-de-hīd*) [*para-; aldehyde*], $C_6H_{12}O_3$. A polymeric form of aldehyde, occurring as a colorless liquid of repulsive odor and unpleasant taste, with powerful hypnotic properties. It is used in delirium tremens, mania, tetanus, and other nervous affections. Dose 30–60 min. (2–4 Cc.).

paraldehydum (*par-al-de-hi'-dum*). Paraldehyde.

paraldol (*par-al'-dol*) [*para-; aldehyde*], $(C_4H_8O_2)_n$. A polymer of aldol that melts at between 80° and 90° C.

paraleipsis (*par-al-ip'-sis*) [*para-;* ἀλειφεῖν, to anoint]. A disorder of the sebaceous secretion.

paraleprosis (*par-ah-lep-ro'-sis*). Attenuated or modified form of leprosy.

paralepsy (*par'-al-ep-se*). Psycholepsy.

paralerema (*par-al-er-e'-mah*) [*para-;* λήρημα, utterance]. Delirium, or delirious utterance.

paraleresis (*par-al-er-e'-sis*) [*para-;* ληρήσις, speech]. Delirium, or moderate mental disturbance.

paralexia (*par-ah-leks'-e-ah*) [*para-;* λέξις, speech]. Disturbance of the power of reading, consisting in the transposition or substitution of words or syllables.

paralgesia (*par-al-je'-ze-ah*) [*para-;* ἄλγος, pain]. An abnormal painful sensation; painful paresthesia.

paralgia (*par-al'-je-ah*) [*para-;* ἄλγος, pain]. Any perverted and disagreeable cutaneous sensation, as of formication, cold, burning, etc.

paralinin (*par-al-i'-nin*) [*para-; linin*, parachromatin]. In biology, the nuclear sap or matrix, a protein of the globulin class, similar to those found in the cell-protoplasm. Cf. *paramitome, paraplasm.*

parallactic (*par-al-ak'-tik*). Pertaining to a parallax.

parallagma (*par-al-ag'-ma*) [παράλλαγμα, alternation]. The overriding or overlapping of the ends of a fractured bone.

parallax (*par'-al-aks*) [*para-;* ἄλλος, other]. The apparent displacement of an object due to a change in the position of the observer, or by looking at it alternately with one eye and then with the other. **p., binocular,** the angle of convergence of the visual axes. **p., crossed, p., heteronymous,** that in which the object moves away from the uncovered eye. **p., homonymous,** that in which the object moves toward the uncovered eye. **p., mental,** a slight personal equation in observation due to one's standpoint. **p., stereoscopic.** See *p., binocular.* **p. test,** for locating opacities in the cornea, lens, and vitreous. It is used with the plane mirror at ten to twelve inches. A body situated anterior to the plane of the pupil will move in the direction taken by the eye, while one posterior to the plane of the lens will move against the direction taken by the eye. Bodies lying about the same plane as the pupil will show little if any movement. **p., vertical,** that in which the object moves upward or downward.

parallelism (*par'-al-el-izm*). See *isopathy.* **p. of disease,** the tendency in diseases to simulate others.

paralogia (*par-ah-lo'-je-ah*) [*para-;* λόγος, reason]. Difficulty in thinking logically. **p., thematic,** a condition in which the thought is unduly concentrated on one subject.

paralogism (*par-al'-o-yism*) [*para-;* λόγος, reason]. The logical error of considering effects or unrelated phenomena as the cause of a condition.

paralysant (*par-al-i'-sant*). See *paralysant.*

paralysin (*par-al'-is-in*). See *agglutinin.*

paralysis (*par-al'-is-is*) [*para-;* λύειν, to loosen]. A loss of motion or of sensation in a part. **p., acute ainyotrophic spinal.** Same as *p., infantile.* **p., acute ascending.** See *Landry's disease.* **p., acute atrophic.** See *p., infantile.* **p., acute progressive.** See *Landry's disease.* **p. agitans,** an affection marked by tremor or alternate contraction and relaxation of the muscles of the part involved. It usually begins in one hand and seldom affects the head. The movements persist during rest and are little influenced by voluntary motion. Late in the disease there is a typical gait (festination), which consists in progressive increase of the gait until the patient breaks into a run which grows faster and faster until he falls or seizes some support. The disease is most common in males over forty and may last thirty or forty years. Syn., *Parkinson's disease; shaking palsy.* **p., alcoholic,** multiple neuritis from alcoholism. **p., amyotrophic,** that occurring as the sequel of some acute disease, and attended by atrophy of certain muscles. **p., angio-.** See *angioparalysis.* **p., ascending,** a form of paralysis marked by loss of motor power in the legs, gradually extending upward. **p., asthenic bulbar.** See *myasthenia gravis pseudoparalytica.* **p., atrophic bulbar.** Same as *p., bulbar.* **p., atrophic muscular.** See *p., amyotrophic.* **p. atrophic spinal** See *p. infantile.* **p., atrophospastic.** See *amyotrophic lateral sclerosis.* **p., Bell's.** See *p., facial.* **p., bifacial,** paralysis of both sides of the face. **p., birth-.** See *paraplegia, infantile spasmodic.* **p., brachial,** palsy affecting one or both arms. **p., brachiofacial,** that affecting both arm and face. **p., Brown-Séquard's,** a motor paralysis of one side of the body with sensory paralysis of the other side. **p., bulbar,** a form due to the degeneration of the nuclei of origin of the nerves arising in the oblongata. **p., central,** a paralysis due to a lesion of the brain or spinal cord. **p., cerebral,** a paralysis due to a brain-lesion. **p., cortical,** that due to lesion of the cerebral cortex. **p., crossed,** a paralysis of the arm and leg of one side, associated with either a facial paralysis or a paralysis of the oculomotor nerve of the opposite side. **p., crural,** that chiefly affecting the thighs. **p., crutch.** See *crutch paralysis.* **p., Cruveilhier's,** progressive muscular atrophy. **p., diphtheritic,** a motor paralysis due to the action of the diphtheria toxin on the nervous system, chiefly on the peripheral nerves. **p., divers'.** See *caisson disease.* **p., Duchenne's.** See *Duchenne's paralysis.* **p., Erb's,** a partial paralysis of the brachial plexus, involving the nerves supplying the deltoid, biceps, brachialis anticus, and supinator longus, often the supinator brevis, and occasionally the infraspinatus and subscapularis muscles. **p., facial,** a paralysis of the muscles of the face, usually of one side only, due to central disease or due to a lesion of the facial nerve. **p. festinans,** a phase of paralysis agitans in which the patient walks as if hurried forward. **p., general, of the insane,** an organic disease of the brain characterized by progressive loss of power and by a deterioration of the mental faculties, ending eventually in dementia and death. The main symptoms may be divided into psychic, motor, and sensory. The psychic symptoms are principally a change of character and delusions of grandeur; the motor are weakness, tremor, disturbance of speech, apoplectiform or epileptiform seizures, and finally motor paralysis; there is often inequality of the pupils, with miosis or mydriasis; sensory symptoms are slight and consist chiefly in paresthesias. The causes are obscure—syphilis and severe nervous strain are important factors. Syn., *general paresis; paralytic dementia; paretic dementia; progressive paralysis of the insane.*

p., glossolabial. Same as *p., bulbar.* **p., glossolabiolaryngeal,** bulbar paralysis. **p., histrionic,** a name for Bell's facial palsy, because it destroys the power of facial expression. **p., hysterical,** that associated with hysteria, but without any causative lesion. **p., incomplete,** partial loss of power. **p., infantile,** a disease peculiar to childhood, and characterized by sudden paralysis of one or more limbs or of individual muscle-groups, and followed by rapid wasting of the affected parts, with reaction of degeneration and deformity. The paralysis is due to changes in the anterior cornua of the gray matter of the spinal cord, and is probably the result of infection. Syn., *acute anterior poliomyelitis; acute atrophic paralysis; atrophic spinal paralysis; essential paralysis.* **p., ischemic,** paralysis of a part due to stoppage of the circulation, *e. g.*, paralysis of the lower limb following embolism or thrombosis of the femoral artery. **p., Klumpke's,** a paralysis involving the lower portion of the brachial plexus, the eighth cervical and first dorsal nerves, and characterized by paralysis of the small muscles of the hand, of some of the muscles of the forearm, with anesthesia in the distribution of the ulnar and median nerves. Pupillary changes may be present. **p., Landry's.** See *Landry's disease.* **p., lead-,** a paralysis due to lead, usually of the extensors of the wrist, causing wrist-drop. It is nearly always bilateral, and is caused by a peripheral neuritis induced by the lead-poisoning. **p., Little's,** infantile spasmodic paraplegia. **p., local,** that confined to one muscle or one group of muscles. **p., mimetic.** See *Bell's paralysis.* **p., morning,** infantile paralysis of sudden manifestation, the child being apparently well at night and paralyzed the following morning. **p., motor,** paralysis of the voluntary muscles. **p., musculospiral,** paralysis of the extensors and supinators of the wrist, due to an injury or to inflammation of the musculospiral nerve. **p., myosclerotic.** See *p., pseudohypertrophic muscular.* **p., narcosis,** pressure paralysis in the region of the brachial plexus due to prolonged narcosis, during which the arm is elevated with the head resting upon it or it is pressed against the edge of the table. **p., nuclear,** one due to a lesion of the nuclei of origin of a cranial nerve. **p., obstetrical,** any paralysis of the child resulting from injuries received during delivery. **p., oculomotor,** that attacking the oculomotor nerve. **p., peripheral,** loss of power due to a lesion of the nervous motor mechanism between the nuclei of origin and peripheral termination. **p., postdiphtheritic.** See *p., diphtheritic.* **p., pressure,** paralysis of a group of muscles supplied by a nerve which has been subjected to prolonged pressure. **p., pseudobulbar,** a symmetrical lesion of the halves of the cerebrum producing paralysis of the lips, the tongue, and the larynx or the pharynx. **p., pseudohypertrophic muscular,** a chronic disease characterized by progressive muscular weakness, associated with an apparent hypertrophy of the affected muscles. The disease usually begins in the muscles of the calf, and spreads over the body, the muscles of the hand almost always escaping. There are marked lordosis and a peculiar gait, with wide separation of the legs and swaying of the body from side to side. The characteristic symptom is the manner in which the patient arises from the floor—he "climbs" up on his legs, on account of the weakened state of the extensor muscles of the back. It is most common in young male children. The disease is entirely myopathic, no adequate nerve-lesion having as yet been discovered. The muscles are the seat of hypertrophy and atrophy of muscular fibers, hyperplasia of the connective tissue, and fatty infiltration. **p., reflex,** the paralysis sometimes following immediately upon a wound of a nerve, or the paraplegia sometimes due to irritation of an adherent prepuce. Other so-called reflex palsies, as that from renal calculus, are probably due to secondary changes in the spinal cord or nerves. **p., segmental,** that of a segment of a limb produced by hypnotism. **p., sensory,** anesthesia. **p., spastic,** a paralysis associated with rigidity of the muscles and heightened tendon-reflexes. **p., spastic spinal,** lateral sclerosis. **p. spinalis,** paraplegia. **p. vacillans,** chorea. **p., vasomotor,** paralysis of the vasomotor center or of the vasomotor nerves; it leads to dilatation of the blood-vessels. **p., wasting,** progressive muscular atrophy. **p., writers',** writers' cramp.

paralytic (*par-al-it'-ik*). 1. Of the nature of paralysis; affected with paralysis. 2. A person suffering from paralysis; also one suffering from general paralysis of the insane. **p. dementia,** general paresis. **p. flail-joint,** flail-joint the result of paralysis.

paralyzant (*par'-al-i'-zant*) [*paralysis*]. 1. Causing paralysis. 2. An agent or drug that induces paralysis. **p., motor,** a drug paralyzing any part of the motor apparatus: the motor cells of the spinal cord, the motor nerves, or the muscles.

paralyzer (*par'-al-i-zer*). 1. Anything that will produce paralysis. 2. Any agent which will inhibit a chemical reaction.

paralyzing vertigo. See *Gerlier's disease.*

paramagnetic (*par-ah-mag-net'-ik*). Exhibiting a polarity in the same direction as the magnetizing force.

paramagnetism (*par-ah-mag'-net-izm*) [*para-; magnet*]. The phenomena exhibited by paramagnetic substances.

paramastitis (*par-ah-mas-ti'-tis*) [*para-; mastitis*]. Inflammation of the connective tissue about the mamma.

paramastoid (*par-am-as'-toid*) [*para-; mastoid*]. 1. Situated near the mastoid process. 2. The jugular process of the occipital bone.

paramecium (*par-am-e'-se-um*) [*para-; μῆνος*, length: *pl., paramecia*]. A longitudinal fissure.

Paramecium or **Paramœcium** (*par-ah-me'-se-um*). A genus of ciliate protozoa. **P. coli,** a species found in normal and diarrheal stools. Also called *Balantidium coli.*

paramedian (*par-am-e'-de-an*) [*para-; medius*, middle]. Situated near the median line. **p. sulcus,** a fissure present in the cervical portion of the spinal cord, not far from the posterior median fissure, and separating the column of Goll from the funiculus cuneatus.

paramenia (*par-ah-me'-ne-ah*) [*para-; μῆνες*, menses]. Difficult or disordered menstruation

parameningococcus (*par-ah-men-in-go-k ɔk'-us*). A microorganism somewhat similar in appearance to the *Diplococcus intracellularis meningitidis*, but different serologically and biologically.

paramesial (*par-ah-me'-ze-al*) [*para-; μέσος*, middle]. Located near the mesial line.

parametric (*par-ah-met'-rik*) [*parametrium*]. Pertaining to the tissues about the uterus.

parametrism (*par-ah-met'-rizm*) [*parametrium*]. Painful spasm of the smooth muscular fibers of the broad ligament.

parametritic (*par-am-et-rit'-ik*) [*para-*; *μήτρα*, uterus; *ιτις*, inflammation]. Relating to, of the nature of, or affected with, parametritis.

parametritis (*par-ah-met-ri'-tis*) [*parametrium*; *ιτις*, inflammation]. Inflammation of the cellular tissue about the uterus; pelvic cellulitis. **p., anterior,** that in which the inflammation is limited to the loose vesicouterine cellular tissue or that between the symphysis and the bladder. The swelling is anterior, and the pus generally tracks into the bladder, vagina, or inguinal region. **p. chronica atrophicans,** inflammatory hypertrophy of the connective tissue of the pelvis progressing to cicatricial atrophy. **p. chronica posterior,** chronic inflammatory processes in Douglas' folds, causing fixation of the uterus at the level of the internal os and anteflexion by shortening of the folds and torsion of the uterus when only one fold is shortened. **p., remote,** parametritis marked by formation of abscesses in places more or less remote from the focus of the disease.

parametrium (*par-ah-me'-tre-um*) [*para-*; *μήτρα*, womb]. The connective tissue surrounding the uterus.

paramidophenylarsenoxid (*par-am-i-do-fen-il-ar-sen-oks'-id*). A reduction product of atoxyl, to which is due the effects of atoxyl in trypanosomiasis.

paramimia (*par-ah-mim'-e-ah*) [*para-*; *μιμεῖοθαι*, to mimic]. A form of aphasia characterized by the faulty use of gestures.

paramitome (*par-ah-mi'-tōm*) [*para-*; *μίτος*, a thread]. The fluid portion of the cell-substance contained in the meshes of the mitome.

paramnesia (*par-am-ne'-ze-ah*) [*para-*; *amnesia*] Illusion of memory, especially the illusion of feeling, as if one had already undergone the experience which may be passing.

paramœba hominis (*par-am-e'-ba-hom'-in-is*). A species of amœba occasionally found in the feces.

paramœcium. See *paramecium.*

paramonochlorphenol (*par-ah-mon-o-klor-fe'-nol*), $C_6H_4(Cl).OH(1:4)$. A crystalline body obtained by the chlorination of phenol; it is antiseptic and employed in erysipelas, tuberculous diseases of throat, etc., in 5 to 20% solution in glycerol.

paramorphia (*par-am-or'-fe-ah*) [*para-*; *μορφή*, form]. Abnormality of form.

paramorphic (*par-am-or'-fik*) [*para-*; *μορφή*, form]. Pertaining to paramorphism.

paramorphine (*par-ah-mor'-fēn*). See *thebaine.*

paramorphism (*par-am-orf'-izm*) [*para-*; *μορφή*, form]. In chemistry, a variety of pseudomorphism in which there is a change of molecular structure without alteration of external form or chemical constitution.

paramorphosis (*par-am-or-fo'-sis*) [*para-*; *μορφή*, form]. Same as *paramorphism.*

paramucin (*par-ah-mū'-sin*). A colloid isolated from ovarian cysts; it differs from mucin and pseudomucin by reducing Fehling's solution before boiling with acid.

paramusia (*par-ah-mū'-ze-ah*) [*para-*; *μουσική*, music]. A form of aphasia in which there is perversion of the musical sense, resulting in the production of improper notes and intervals.

paramyoclonus multiplex (*par-ah-mi-ok'-lo-nus mul'-tip-leks*). A neurosis marked by sudden, shock-like muscular contractions, which are bilateral and do not, as a rule, affect the hands or face. The etiology is unknown, and the disease is believed to be analogous to chronic adult chorea.

paramyosinogen (*par-ah-mi-o-sin'-o-jen*). One of the proteins of muscle-plasma, coagulating at 47° C.

paramyotonia (*par-ah-mi-o-to'-ne-ah*) [*para-*; *μῦς*, muscle; *τόνος*, tone]. A perversion of muscular tonicity characterized by tonic spasms. It is usually congenital. **p. congenita,** congenital paramyotonia. See *Thomsen's disease.*

paranalgesia (*par-an-al-je'-ze-ah*). See *para-analgesia.*

paranea (*par-an-e'-ah*). Paranoia.

paranephrin (*par-ah-nef'-rin*). A preparation obtained from the suprarenal gland. See also *adrenalin chloride.*

paranephritis (*par-ah-nef-ri'-tis*). 1. Inflammation of the paranephros. 2. Inflammation of the connective tissue about the kidney.

paranephros (*par-ah-nef'-ros*) [*para-*; *νεφρός*, kidney]. The suprarenal capsule.

paranesthesia (*par-an-es-the'-ze-ah*). See *para-anesthesia.*

paraneural (*par-ah-nū'-ral*) [*para-*; *νεῦρον*, nerve]. Beside or near a nerve. **p. analgesia,** analgesia resulting from injection of an analgesic solution into the immediate vicinity of a nerve trunk.

paraneurismus (*par-an-ū-riz'-mus*) [*para-*; *νεῦρον*, nerve]. A nerve disorder, or perversion of nerve-function.

parangi (*par-an'-je*). See *frambesia.*

paranœa (*par-an-e'-ah*). See *paranoia.*

paranoia (*par-ah-noi'-ah*) [*para-*; *νοῦς*, mind]. Mental aberration, especially a chronic disease characterized by systematized delusions.

paranoiac (*par-ah-noi'-ak*) [*paranoia*]. 1. Affected with paranoia. 2. A person who is affected with paranoia; a "crank."

paranoid (*par'-an-oid*). Resembling paranoia.

paranoidism (*par-ah-noi'-dizm*). The condition of a person affected with paranoia.

paranomia (*par-ah-no'-me-ah*) [*para-*; *ὄνομα*, a name]. See *aphasia, optic,* and *a., tactile.*

paranuclear (*par-an-ū'-kle-ar*). Pertaining to the paranucleus.

paranucleate (*par-an-ū'-kle-āt*). Provided with a paranucleus.

paranuclein (*par-ah-nū'-kle-in*). A combination of albumin with metaphosphoric acid, split off from the nucleoalbumins by action of pepsin hydrochloric acid.

paranucleolus (*par-ah-nū-kle'-o-lus*) [*para-*; *nucleolus*]. An irregular body sometimes found inside the nucleus of a cell prior to the division of the latter.

paranucleon (*par-ah-nū'-kle-on*). Phosphocarnic acid, a complex body supposed to constitute the source of muscle energy. It gives rise to lactic acid and CO_2 on hydrolysis.

paranucleoprotein (*par-ah-nū-kle-o-pro'-te-in*). A synonym of *nucleoalbumin.*

paranucleus (*par-ah-nū'-kle-us*) [*para-*; *nucleus*, kernel]. An irregular spherical body lying in the protoplasm of a cell near the nucleus and perhaps extruded by the latter.

paraomphalic (*par-ah-om-fal'-ik*). Near the navel; paraumbilical.

paraoperative (*par-ah-op'-er-a-tiv*). Pertaining to all the details of the accessories of an operation, such as the care of the patient, the operating room, instruments, asepsis, dressings, ligatures, etc.

paraoxyethylacetanilide (*par-ah-oks-e-eth-il-as-et-an'-il-id*). Acetphenetidin.

parapancreatic (*par-ah-pan-kre-at'-ik*). Situated beside or near the pancreas. **p. abscess,** an abscess in the tissue alongside of the pancreas.

paraparesis (*par-ah-par'-es-is*, or *par-ah-par-e'-sis*). Partial paralysis of the lower extremities.

paraparetic (*par-ap-ar-et'-ik*) [*para-; paresis*]. Pertaining to, or affected with, paraparesis.

paraparisol (*par-ah-par'-is-ol*). An antiseptic preparation similar to parisol, *q. v.*

parapathia (*par-ap-ath'-e-ah*) [*para-; πάθος*, affection]. Moral insanity.

parapedesis (*par-ah-ped-e'-sis*) [*para-; πέδησις*, a bending]. Passage of any secretion or excretion through other than the normal channel.

parapeptone (*par-ah-pep'-tōn*). See *peptone.*

paraperitoneal (*par-ah-per-it-o-ne'-al*). Situated near the peritoneum.

parapestis (*par-ah-pes'-tis*). Pestis minor.

paraphasia (*par-ah-fa'-ze-ah*) [*para-; φάσις*, speech]. A form of aphasia in which there is inability to connect ideas with the proper words to express the ideas.

paraphasic (*par-ah-fa'-sik*). Pertaining to paraphasia.

paraphemia (*par-ah-fe'-me-ah*) [*para-; φήμη*, speech]. Paraphasia in which the same words are often used wrongly.

paraphenetolcarbamide (*par-ah-fe-net-ol-kar'-bam-id*). Sucrol.

paraphenylendiamine (*par-ah-fen-il-en-di'-am-in*), $C_6H_4N_2$. A crystalline substance obtained by the nitration of acetanilide and reduction with tin and hydrochloric acid. It is used in the manufacture of certain hair-dyes, and gives rise to eczema of the scalp and eyelids, or poisoning marked by vomiting, diarrhea, etc.

paraphia (*par-af'-e-ah*) [*para-; ἁφή*, touch]. Abnormality of the sense of touch.

paraphimosis (*par-ah-fi-mo'-sis*). 1. Retraction and constriction of the prepuce behind the glans penis. 2. Retraction of the eyelid behind the eyeball.

paraphobia (*par-ah-fo'-be-ah*) [*para-; φόβος*, fear]. A slight degree of phobia.

paraphonia (*par-ah-fo'-ne-ah*) [*para-; φωνή*, voice]. Any abnormal condition of the voice. **p. clangens,** shrillness of the voice. **p. puberum, p. pubescentium,** the harsh, deep, irregular voice noticed in boys at puberty.

paraphora (*par-af'-o-rah*) [*παραφορά*, wandering] 1. Slight mental derangement or distraction. 2. Unsteadiness due to intoxication.

paraphrasia (*par-ah-fra'-ze-ah*) [*para-; φράσις*, utterance]. A form of aphasia characterized by incoherence of speech. **p. præceps,** precipitant utterance of incoherent speech. **p. tarda,** abnormal delay in the expression of thoughts. **p. verbalis,** the interpolation of an inappropriate word. **p. vesana,** jumbling of words and ideas.

paraphrenesis (*par-af-ren-e'-sis*) [*para-; φρήν*, mind]. Amentia; delirium, or insanity.

paraphrenia, paraphrenitis (*par-ah-fre'-ne-ah, par-ah-fren-i'-tis*) [*para-; φρήν*, mind; diaphragm]. 1. Delirium; a mental disease. 2. Inflammation of the diaphragm.

paraphrenitis (*par-ah-fre-ni'-tis*) [*para-; φρήν*, diaphragm; *itis*, inflammation]. Inflammation of the tissues adjacent to the diaphragm.

paraphronesis (*par-af-ro-ne'-sis*) [*para-; φρήν*, mind]. Insanity.

paraphysis (*par-af'-is-is*) [*para-; φύειν*, to produce: *pl.*, *paraphyses*]. 1. In biology, sterile filaments among reproductive bodies of various kinds in certain cryptogams. 2. A mesal outgrowth from the roof of the brain cephalad of the epiphysis or conarium.

paraphyton (*par-ah-fi'-ton*) [*para-; φύτον*, a plant]. A vegetable parasite.

paraplasm (*par'-ah-plazm*) [*para-; πλάσμα*, a thing formed]. 1. The fluid substance in the meshes of the cell-protoplasm. 2. A heteroplasm or false growth.

paraplast (*par'-ah-plast*). A proprietary plaster mass.

paraplastic (*par-ah-plas'-tik*) [*paraplasm*]. 1. Of the nature of paraplasm. 2. Having morbid formative powers. 3. Mis-shapen. **p. formations,** the contractile substance of the muscular fibrils, the nervous fibers, and the red blood-corpuscles.

paraplectic (*par-ap-lek'-tik*) [*para-; πληγή*, a stroke]. Stricken with paraplegia.

paraplegia (*par-ah-ple'-je-ah*) [*para-; πληγή*, stroke]. Paralysis of the lower half of the body or of the lower extremities. **p., ataxic** a disease characterized clinically by a combination of ataxia and exaggerated tendon-reflexes, and anatomically by sclerosis of the posterior and lateral columns of the cord. **p. diabetica,** a peripheral paralysis of the extensor muscles of the feet in diabetic subjects. It differs from tabes in absence of disturbance of coordination and sensibility. **p. dolorosa,** painful pressure-paraplegia due to neoplasms in the spinal cord. **p., ideal,** reflex paraplegia due to emotion. **p., infantile spasmodic,** a spastic paralysis coming on in early childhood, and usually dependent on a cerebral lesion with failure of proper development or secondary sclerosis of the motor tracts of the spinal cord. The causes are injuries during birth, intrauterine cerebral inflammation, or anomalies of brain-development. Syn., *birth-palsy; spasmodic tabes dorsalis; spastic cerebral paraplegia.* **p., Pott's,** paralysis of the lower extremities due to pressure on the spine in Pott's disease. **p., simplex senilis,** that dependent upon disturbed nutrition of the cortex, causing, in advanced age, paralysis of the legs without muscular atrophy. **p., spastic,** lateral sclerosis. **p., tetanoid,** lateral sclerosis.

paraplegic (*par-ah-ple'-jik*) [*paraplegia*]. Pertaining to, or affected with, paraplegia.

paraplegiform (*par-ah-ple'-je-form*). Resembling paraplegia.

parapleuritis (*par-ah-ploo-ri'-tis*). 1. Pleurodynia. 2. A slight degree of pleuritis. 3. Inflammation of the wall of the chest.

paraplexus (*par-ap-leks'-us*) [*para-; plexus*, a braid]. The choroid plexus of the paracele or lateral ventricle of the brain.

parapneumonia (*par-ah-nū-mo'-ne-ah*). A disease presenting the symptom of lobar pneumonia, but not due to the pneumococcus.

parapophysis (*par-ap-off'-is-is*) [*para-; ἀπόφυσις*, offshoot]. In comparative anatomy, the process homologous to the lower process of a vertebra.

parapoplexy (*par-ap'-o-pleks-e*) [*para-; apoplexy*]. A masked or slight form of apoplexy.

parapraxia (*par-ah-praks'-e-ah*) [*para-; πράξις*, a doing]. A condition in which certain intentional acts are imperfectly accomplished.

paraproctitis (*par-ah-prok-it'-is*). Inflammation of the connective tissue about the rectum.

paraproctium (*par-ap-rok'-te-um*) [*para-; πρωκτός*, anus]. The connective tissue that surrounds the rectum.

paraprostatitis (*par-ah-pros-ta-ti'-tis*) [*para-; prostate*]. Inflammation of tissues surrounding or in the neighborhood of the prostate gland.

parapsis (*par-ap'-sis*) [*para-; ἅψις*, a touching]. Perversion of the sense of touch.

parapsori asis (*par-ah-so-ri'-as-is*). A group of skin lesions whose sole characteristic is that they are scaly.

parapyknomorphous (*par-ah-pik-no-mor'-fus*) [*para-; πυκνός*, thick; *μορφή*, form]. A term applied to nerve-cells in which the arrangement of the stainable portion of cell-body is intermediate between that of pyknomorphous and apyknomorphous cells.

paraqueduct (*par-ak'-we-duct*) [*para-; aqueduct*]. The lateral portion of the aquæductus cerebri.

pararectal (*par-ar-ek'-tal*) [*para-; rectum*]. Beside or near the rectum. **p. pouch**, a peritoneal depression behind the broad ligament and beside the rectum.

parareducine (*par-ah-re-dū'-sēn*) [*para-; reducere*, to lead back]. A leukomaine found in conjunction with reducine in the urine.

pararegulin (*par-ah-reg'-ū-lin*). A proprietary laxative said to be composed of paraffin and cascara sagrada.

pararhotacism (*par-ah-ro'-tas-izm*) See *rhotacism*.

pararhythmus (*par-ar-ith'-mus*) [*para-; rhythm*]. Disturbed rhythm.

pararosaniline (*par-ah-ro-zan'-il-en*). Parafuchsin.

pararthrema, pararthresis (*par-ar-thre'-mah, par-ar-thre'-sis*) [*para-; ἄρθρον*, joint]. Subluxation.

pararthria (*par-ar'-thre-ah*) [*para-; ἄρθρον*, articulation]. A disorder of articulate speech.

parasacral (*par-ah-sa'-kral*). Beside or near the sacrum. **p. analgesia**, analgesia induced by injection of a solution into the intervertebral foramina of the lower dorsal or iliohypogastric or ilioinguinal nerves.

parasalpingitis (*par-ah-sal-pin-ji'-tis*). Inflammation of the tissues around an oviduct.

parasecretion (*par-as-e-kre'-shun*) [*para-; secernere*, to secrete]. Any abnormality of secretion; any substance abnormally secreted.

paraserum reaction (*par-ah-se'-rum*). Paragglutination.

parasigmatism (*par-ah-sig'-mat-izm*) [*para-; σίγμα*, the Greek letter ς]. The inability to pronounce "*s*" or "*sh*," another letter, as "*f*," being substituted.

parasinoidal (*par-ah-sin-oi'-dal*) [*para-; sinus*]. Lying near or along a cerebral sinus. **p. spaces**, the expansion of the cerebral veins just before emptying into the superior longitudinal sinus.

parasite (*par'-ah-sīt*) [*para-; σῖτος*, food]. 1. An animal or vegetable living upon or within another organism, termed the host. 2. In teratology, a fetus or fetal parts attached to or included in another fetus; an autosite. **p., autochthonous**, a parasite which is descended from the tissues of the host. **p., endophytic**, one living within the tissues of its host. **p., epiphytic**, one living on the surface. **p., facultative**, one usually parasitic, but able to live alone. **p., incidental**, one which generally lives on another than its present host. **p., obligate**, one that dies without its host. **p., specific**, one which always lives on its present host.

parasitic (*par-ah-sit'-ik*) [*parasite*]. 1. Of the nature of a parasite; living upon or in an animal or vegetable, as *parasitic* bacteria, *parasitic* worms. 2. Caused by parasites, as *parasitic* skin diseases.

parasiticide (*par-ah-sit'-is-id*) [*parasite; cædere*, to kill]. 1. Destructive to parasites. 2. An agent capable of destroying parasites, especially the parasites living upon or in the skin.

parasitifer (*par-ah-sit'-if-er*) [*parasite; φέρειν*, to bear]. The host of a parasite.

parasitism (*par'-ah-si-tizm*) [*parasite*]. Relation a parasite bears to its host; infested by parasites.

parasitize (*par'-as-it-īz*) [*para-; σῖτος*, food]. To infest; the act of one organism becoming parasitic within or upon another.

parasitogenesis (*par-as-it-o-jen'-es-is*) [*para-; σῖτος*, food; *γένεσις*, genesis]. 1. The formation of parasites. 2. A bodily condition favoring the development of parasites.

parasitogenic (*par-ah-si-to-jen'-ik*). Parasitogenetic.

parasitogenetic (*par-ah-si-to-jen-et'-ik*) [*parasite; γεννᾶν*, to beget]. 1. Produced by parasites; depending for its origin upon parasites. 2. Favoring parasitism.

parasitologist (*par-as-it-ol'-o-jist*). One versed in parasitology.

parasitology (*par-ah-si-tol'-o-je*) [*parasite; λόγος*, science]. The study of parasites.

parasitophobia (*par-ah-si-to-fo'-be-ah*) [*parasite; φόβος*, fear]. Morbid dread of parasites.

parasitosis (*par-as-it-o'-sis*) [*para-; σῖτος*, food; *νόσος*, disease]. Any disease dependent upon the presence of parasites. The development of a parasitic disease.

parasitotrope, parasitotropic (*par-ah-si'-to-trōp, par-ah-si-to-trop'-ik*). A substance in the blood with a special affinity for parasites.

parasitotropic (*par-ah-si-to-trop'-ik*) [*parasite; τρόπος*, a turn]. Pertaining to a substance which is attracted by a (micro-) parasite.

parasitotropy (*par-ah-si-tot'-ro-pe*) Combining affinity which exists between certain parasites and chemical agents.

parasmallpox (*par-ah-small-pox*). Alastrim.

parasoma (*par-ah-so'-mah*) [*para-; σῶμα*, body]. An irregular body found in cell-protoplasm and situated near the nucleus.

paraspadia (*par-ah-spa'-de-ah*) [*para-; σπάειν*, to draw]. A condition in which the urethra opens on one side of the penis.

paraspasm (*par'-ah-spazm*). 1. Spasm involving both lower extremities. 2. Spastic paraplegia.

paraspecific (*par-ah-spes-if'-ik*). Possessing properties other than the specific one.

parastata (*par-as'-tat-ah*) [*para-; ἱστάναι*, to stand]. 1. The epididymis. 2. The prostate gland. **p. adenoides**, the prostate. **p. cirsoides**, the epididymis. **p. glandulosa**, the prostate. **p. varicosa** (1) the epididymis; (2) Fallopian tube.

parastatadenitis (*par-as-tat-ad-en-i'-tis*). 1. Epididymitis. 2 Prostatitis.

parastatitis (*par-as-tat-i'-tis*). 1. Epididymitis. 2. Prostatitis.

parasteatosis (*par-as-te-at-o'-sis*) [*para-; στέαρ*, a hard fat]. An altered condition of the sebaceous secretion.

parasternal (*par-ah-ster-nal*) [*para-; sternum*]. Beside or near the sternum. **p. line**, an imaginary vertical line midway between the margin of the sternum and the line passing through the nipple. **p. region**, the region between the sternal margin and the parasternal line.

parasthenia (*par-as-the'-ne-ah*) [*para-; σθένος*, strength]. Condition characterised by functioning of tissue at abnormal times.

parastramnia, parastremma (*par-as-tram'-ne-ah, par-as-trem'-ah*) [*παραστρέφειν*, to twist]. Distortion of the mouth or face.

parastruma (*par-ah-stru'-mah*) .A goiter-like tumor due to enlargement of a parathyroid gland.

parasympathetic system (*par-ah-sim-path-et'-ik*). The autonomic nervous system.

parasynapsis (*par-ah-sin-ap'-sis*) [*para-*; συναπτειν, to unite]. The union of chromosomes side by side. Cf. *telosynapsis*.

parasynovitis (*par-ah-sin-o-vi'-tis*). Inflammation of the structures about a joint.

parasyphilis, parasyphilosis (*par-ah-sif'-il-is, -sif-il-o'-sis*). A series of morbid manifestations not having the anatomicopathological characteristics of syphilis, but apparently of syphilitic origin.; *e. g.* tabes, general paralysis, etc

parasyphilitic (*par-as-if-il-it'-ik*) [*para-*; *syphilis*]. Pertaining to parasyphilis q.v.

parasystole (*par-as-is'-to-le*) [*para-*; *systole*]. 1. The interval between the cardiac systole and the diastole. 2. Such an interval when it is abnormally prolonged.

paratarsium (*par-ah-tar'-se-um*) [*para-*; *tarsus*]. The covering and connecting tissues of the tarsus of the foot.

parateresiomania (*par-at-er-es-e-o-ma'-ne-ah*) [παρατήρησις, observation; μανία, madness]. A mania for observing, or seeing new sights.

parathelioma (*par-ah-the-le-o'-mah*) [*para-*; θηλή, nipple; ὄμα, a tumor]. A tumor located near the nipple.

parathenar (*par-ath-e'-nar*) [*para-*; θέναρ, the sole of the foot]. Applied to the abductor and flexor brevis muscles of the little toe.

parathormone (*par-ah-thor'-mōn*) [*parathyroid, hormone*]. A hormone derived from the parathyroids.

parathymia (*par-ath-i'-me-ah*) [*para-*; θυμός, mind]. Mental strain, or overwork.

parathyrine (*par-ah-thi'-rēn*) [*para-*; *thyroid*]. The active principle of the parathyroid glands.

parathyroid (*par-ah-thi'-roid*). 1. Lying beside the thyroid gland. 2. An accessory thyroid gland.

parathyroidectomy (*pra-ah-thi-roid-ek'-to-me*) [*para-*; *thyroid*; ἐκτομή, an excision]. Excision of a parathyroid gland.

parathyroidin (*par-ah-thi-roi'-din*). Trade preparation made from the parathyroid glands.

parathyroprivic (*par-ah-thi-ro-priv'-ik*) [*parathyroid*; *privus*, deprived of]. Pertaining to the condition due to loss of function of or removal of the parathyroid glands.

paratoloid (*par-at'-o-loid*). A name given to the fluid used by Koch in the treatment of tuberculosis; tuberculin.

paratonia (*par-ah-to'-ne-ah*) [*para-*; τόνος, tension]. 1. Overextension; excessive tension. 2. A form of paralysis in which there is hypertonia of certain groups of muscles with hypotonia of their antagonists.

paratony (*par-at'-on-e*). See *paratonia*.

paratophan (*par-at'-o-fan*). Trade name of an atophan derivative; said to be tasteless.

paratopia (*par-at-o'-pe-ah*) [*para-*; τόπος, place]. Displacement.

paratoxin (*par-ah-toks'-in*). A bile preparation containing cholesterin, but without bile-pigments; it has been used in tuberculosis

paratrichosis (*par-ah-trik-o'-sis*) [*para-*; θρίξ, hair]. A condition in which the hair is either imperfect in growth or develops in abnormal places.

paratrimma (*par-ah-trim'-ah*) [*para-*; τρίβειν, to rub]. Intertrigo.

paratripsis (*par-at-rip'-sis*) [*para-*; τρίβειν, to rub]. 1. A rubbing. 2. A retardation of waste.

paratriptic (*par-at-rip'-tik*) [*para-*; τρίβειν, to rub]. 1. Rubbing together. 2. Retarding waste.

paratrope (*par-at'-ro-pe*) [*para-*; τρέπειν, to turn]. Twisting of a limb.

paratrophic (*par-at-rof'-ik*) [*para-*; τρόφη, nourishment]. Parasitic; obtaining nourishment from living organic matter.

paratrophy (*par-at'-ro-fe*) [*para-*; τροφή, nutrition]. 1. Perverted or abnormal nutrition; hypertrophy. 2. Adiposis dolorosa.

paratuberculosis (*par-ah-tū-ber-kū-lo'-sis*). A disease with symptoms similar to tuberculosis, but in which the tubercle bacillus cannot be found.

paratuberculous (*par-ah-tū-ber'-kū-lus*). Pertaining to paratuberculosis.

paratyphilitis (*par-ah-tif-il'-tis*). Inflammation of the connective tissue behind the cecum.

paratyphoid (*par-ah-ti'-foid*). An affection produced by the paracolon bacillus, presenting all the characteristic symptoms of typhoid, but in which the Widal reaction is negative; the serums, however, react promptly to other bacteria of the colon-typhoid group, which may be isolated from the blood or from the excrement.

paratyphus (*par-ah-ti'-fus*). Synonym of *paratyphoid*.

paratypical, paratypicus (*par-ah-tip'-ik-al, -us*). Irregular; not typical in character.

paraumbilical (*par-ah-um-bil-ik-al*) [*para-*; *umbilicus*]. Near the navel.

paraundulant fever (*par-ah-un'-dū-lant*). A fever similar to undulant (or Mediterranean) fever, but of a milder or abnormal type.

paraurethral (*par-ah-ū-re'-thral*). Beside the urethra.

paravaginal (*par-ah-vaj'-in-al*). Beside the vagina;

paravaginitis (*par-av-aj-in-i'-tis*) [*para-*; *vagina*. ιτις, inflammation]. Inflammation of the connective tissue surrounding the vagina.

paravertebral (*par-av-er'-te-bral*) [*para-*; *vertebra*]. Situated near the spinal column. **p. analgesia**, analgesia induced by injection of a fluid into the intervertebral foramina of the lower dorsal or iliohypogastric or ilioinguinal nerves.

paravesical (*par-av-es'-ik-al*) [*para-*; *vesica*, bladder]. Situated near the urinary bladder. **p. pouch**, the peritoneal pocket on either side of the bladder.

paraxanthine (*par-ah-zan'-thin*) [*para-*; *xanthine*], $C_7H_8N_4O_2$. Dimethylxanthine, a crystalline leukomaine occurring in normal urine and isomeric with theobromine, which it resembles in its action upon the organism, producing muscular rigidity, dyspnea, and diminution in reflex excitability.

paraxial (*par-aks'-e-al*) [*para-*; *axis*]. Lying near the axis of the body.

paraxon (*par-aks'-on*) [*para-*; *axon*]. A lateral branch of the axis-cylinder process of a nerve-cell; a collateral fiber.

parazoon (*par-ah-zo'-on*) [*para-*; ζῶον, an animal] An organism parasitic upon an animal; an ectoparasite.

parazygosis (*par-az-i-go'-sis*) [*para-*; ζυγεῖν, to yoke]. The condition of a double monster in which there is union of the trunks above the umbilicus. It includes xiphopagus, thoracopagus, and pleuropagus.

parchment-crackling. The peculiar sound elicited by pressure on the cranial bones in children the subjects of rickets and congenital syphilis. It is due to a localized hypertrophy of the bones.

parchment-induration. A form of chancre, or primary lesion of syphilis, in which the induration is parchment-like in feel.

parchment-skin. See *xeroderma.*

parecceloma (*par-ek-se-lo'-mah*) [*para-*; ἐκ, out κοῖλος, hollow]. A cavity produced by disease;

pareccrisis (*par-ek'-rĭs-ĭs*) [*para-*; ἐκ, out; κρίνειν, to separate]. A disorder of a secretion.

parecious, parœcious (*par-e'-she-us*) [*para-*; οἶκος, house]. In biology, having male and female organs developed side by side.

parectama (*par-ek'-tam-ah*). Syn. *c pareciasis.*

parectasis (*par-ek'-ta-sĭs*) [*para-*; ἔκτασις, a stretching out]. Excessive stretching or dilatation.

paregoric (*par-e-gor'-ik*) [παρηγορικός, soothing]. 1. Soothing or assuaging. 2. A soothing remedy, as *paregoric elixir*, or paregoric, the *tinctura opii camphorata* (U. S. P.).

pareira (*par-a'-rah*). The root of *Chondrodendron tomentosum*, of the natural order *Menispermaceæ*. It was formerly called *pareira brava*. It contains a resin, an alkaloid, *pelosine*, identical with berberine, a bitter principle, a nitrogenous substance, calcium malate, potassium nitrate, and other salts. **p., decoction of** (*decoctum pareiræ*, B. P.). Dose 1–2 oz. (32–64 Cc.). **p., extract of** (*extractum pareiræ*, B. P.). Dose 10–20 gr. (0.65–1.3 Gm.). **p., fluidextract of** (*fluidextractum pareiræ*, U. S. P.). Dose ½–1 dr. (2–4 Cc.). **p., liquid extract of** (*extractum pareiræ liquidum*, B. P.). Dose 1 dr. (4 Cc.).

parelectronomic (*par-e-lek-tro-nom'-ik*) [*para-*; ἤλεκτρον, amber; νόμος, law]. Unresponsive to electromotive stimulus.

parelectronomy (*par-e-lek-tron'-o-me*) [*para-*; ἤλεκτρον, amber; νόμος, law]. The electric condition of a transverse section of a muscle and its tendon, compared with that of the natural surface of the muscle. The former is negative, the latter positive.

paremptosis (*par-emp-to'-sis*) [*para-*; ἐμπίπτειν, to sink in]. 1. Dislocation. 2. A form of amaurosis.

parencephalia (*par-en-sef-a'-le-ah*)[*para-*; ἐγκέφαλος, brain]. Congenital malformation of the brain.

parencephalis (*par-en-sef'-al-ĭs*). See *parencephalon.*

parencephalitis (*par-en-sef-al-ī'-tĭs*). Inflammation of the cerebellum.

parencephalocele (*par-en-sef-al'-o-sēl*) [*para-*; ἐγκέφαλος, brain; κήλη, hernia]. Hernia of the parencephalon.

parencephalon (*par-en-sef'-al-on*) [*para-*; ἐγκέφαλος, brain]. The cerebellum.

parencephalous (*par-en-sef'-al-us*). Pertaining to (1) parencephalia, or (2) parencephalon, or (3) parencephalus.

parencephalus (*par-en-sef'-al-us*) [see *parencephalon*]. One with congenital malformation of the brain.

parenchyma (*par-eng'-kim-ah*) [*para-*; ἐγχεῖν, to pour in]. The essential or specialized part of an organ as distinguished from the supporting connective tissue.

parenchymal (*par-eng'-kim-al*). Pertaining to, or of the nature of, parenchyma.

parenchymatic (*par-eng-kim-at'-ik*). Parenchymatous.

parenchymatitis (*par-eng-ki-mat-ī'-tis*) [*parenchyma*; ῖτις, inflammation]. Inflammation of parenchyma.

parenchymatous (*par-eng-ki'-mat-us* or *par-eng-kim'-at-us*) [*parenchyma*]. Pertaining to or affecting the parenchyma. **p. degeneration,** cloudy swelling. **p. inflammation,** inflammation of the parenchyma, as distinguished from that of the interstitial tissue.

parenchymula (*par-eng-ki'-mū-lah*) [dim. of *parenchyma*; *pl.*, *parenchymulæ*]. The embryonic stage immediately succeeding that of the closed blastula. Synonym of *Metschnikoff's larva.*

parenol (*par'-en-ol*). A stable emulsion of soft paraffin, which is non-irritant and is readily absorbed by the skin.

parenteral (*par-en'-ter-al*) [*para-*; ἔντερον, intestine]. Outside of the intestine. **p. digestion,** digestion or dissolving of foreign proteins or other substances by the cells of the body, opposed to *enteral digestion* which occurs in the alimentary canal.

parepicele (*par-ep'-ĭs-ēl*) [*para-*; ἐπί, upon; κοῖλος, hollow]. The lateral recess of the epicele or fourth ventricle extending latero-ventrad.

parepididymal (*par-ep-id-id'-im-al*). Pertaining to the parepididymis.

parepididymis (*par-ep-id-id'-im-is*). *Paradidymis.*

parepithymia (*par-ep-ith-ī'-me-ah*) [*para-*; ἐπιθυμία, desire]. A morbid or depraved desire or habit.

parerethisis (*par-er-eth'-is-ĭs*) [*para-*; ἐριθίζειν, to excite]. Abnormal excitement, or stimulus,

parerethism (*par-er'-eth-izm*). See *parerethisis.*

paresis (*par'-es-ĭs*) [*para-*; ἱέναι, to let go]. A slight paralysis; incomplete loss of muscular power. **p., general.** See *paralysis, general, of the insane.*

paresoanalgesia (*par-es-o-an-al-je'-se-ah*) [*paresis; analgesia*]. Paresis with analgesia; a symptom of Morvan's disease.

paresthesia (*par-es-the'-ze-ah*) [*para-*; αἴσθησις, sensation]. 1. Morbid or perverted sensation, as numbness, formication, "pins-and-needles." 2. See *acroparesthesia.*

paresthetic (*par-es-thet'-ik*) [*paresthesia*]. Pertaining to, affected with paresthesia.

paretic (*par-et'-ik*) [*paresis*]. Pertaining to or affected with paresis. **p. dement,** a person suffering from paretic dementia. **p. dementia.** See *paralysis, general, of the insane.*

pareunia (*par-oo'-ne-ah*) [*para-*; εὐνή, a bed]. Coitus.

parfocal (*par-fo'-kal*). A term used to designate microscopic oculars and objectives which are so constructed or so mounted that in changing from one to another the image will remain in focus.

parhedonia (*par-he-do'-ne-ah*) [*para-*; ἡδονή, pleasure]. Freud's term for sexual abnormalities, such as exhibitionism, morbid desire to see or touch the sexual organs of one's self or another.

parhidrosis (*par-hid-ro'-sis*). Same as *paridrosis.*

parhormone (*par-hor'-mōn*) [*para-*; *hormone*]. Waste matter of tissues which is supposed to have an action similar to that of a hormone.

paricine (*par'-is-ēn*) [*par*, equal; *cinchona*], $C_{18}H_{18}N_2O$. An amorphous alkaloid of the cinchonas.

paridrosis (*par-id-ro'-sis*) [*para-*; ἱδρως, sweat]. Any abnormal condition of the secretion of sweat.

paries (*par'-e-ēz*) [*paries*, a wall: *pl.*, *parietes*]. An enveloping or investing structure or wall. **p. anterior,** anterior wall. **p. carotica tympani,** carotid or anterior wall of the tympanic cavity. **p. jugularis tympani,** the jugular wall or floor of the tympanic cavity. **p. inferior,** inferior wall. **p. labyrinthica tympani,** labyrinthic or inner wall of the tympanic cavity. **p. lateralis,** lateral wall. **p. mastoidea tympani,** the mastoid or posterior wall of the tympanic cavity. **p. medialis,** the medial wall. **p. membranacea tympani,** the membranous or outer wall of the tympanic cavity. **p. posterior,** posterior wall. **p. superior,** superior wall. **p. tegmentalis tympani,** the tegmental wall of the tympanic cavity.

parietal (*par-i'-et-al*) [*paries*, wall]. 1. Forming or situated on a wall, as the *parietal* layer of the peritoneum. 2. Pertaining to or in relation with the parietal bone of the skull, as the *parietal* foramen, *parietal* lobe of the brain. **p. angle.** See under *Broca, Lsssauer,* and *Quatrefages.* **p. angle, posterior,** in craniometry, that included between two lines tangent to the parietal eminence and the most prominent points of the zygomatic arch. **p. bones.** See *bones, table of.* **p. cells,** cells found in the periphery of the peptic glands of the stomach, immediately beneath the basement-membrane. Their function is supposed to be the secretion of hydrochloric acid. **p. lobe,** the cerebral lobe above the horizontal Sylvian fissure. **p. section,** a transverse vertical section through the ascending parietal convolution.

parietale (*par-i-et-a'-le*) [*parietalis*, belonging to walls]. One of the parietal bones.

parietalia (*par-i-et-a'-le-ah*) [see *parietal*]. The bones that collectively form the vault of the cranium.

parieten (*par-i'-et-en*) [*paries*, wall]. Belonging to the parietal bone in itself.

parietes (*par-i'-et-ēz*) [pl. of *paries*, a wall]. The walls of a cavity.

parieto- (*par-i-et-o-*) [*parietal*]. A prefix meaning relating to the parietal bone.

parietofrontal (*par-i'-et-o-frun'-tal*) [*paries*, a wall; *frons*, front]. Of, pertaining to, or representing both the parietal and frontal bones; frontoparietal.

parietomastoid (*par-i-et-o-mas'-toid*) [*paries*, a wall; *mastoid*]. Pertaining to the parietal bone and the mastoid process of the temporal bone; mastoparietal.

parieto-occipital (*par-i-et-o-ok-sip'-it-al*) [*parieto-; occipital*]. Pertaining to the parietal and occipital bones or lobes.

parietosphenoid (*par-i-et-o-sfe'-noid*) [*parieto-; sphenoid*]. Pertaining to the parietal and sphenoid bones.

parietosplanchnic (*par-i-et-o-splangk'-nik*) [*paries*, a wall; *σπλάγχνα*, viscera]. Of or pertaining to the walls of the alimentary canal, as the nervous ganglia of certain molluscs.

parietosquamosal (*par-i-et-o-skwa-mo'-sal*) [*parieto-; squamosal*]. Of or pertaining to the parietal bone and the squamous portion of the temporal bone. **p. suture,** a suture between the squamous portion of the temporal bone and the parietal bone.

parietotemporal (*par-i-et-o-tem'-po-ral*) [*parieto-; temporal*]. Pertaining to the parietal and temporal bones. **p. suture,** the suture between the parietal and temporal bones.

parietovisceral (*par-i-et-o-vis'-er-al*) [*parieto-; visceral*]. Pertaining to the walls of a body-cavity and the contained viscera.

parigenin (*par-ij'-en-in*). See *parillin.*

pariglin (*par'-ig-lin*). See *smilacin* (2).

parillin (*par-il'-in*) [*parilla*, dim. of *parra*, a trained vine]. A glucoside obtained from sarsaparilla; if treated by dilute mineral acids it yields *parigenin* and sugar.

Parinaud's conjunctivitis (*par-en-o'*) [Henri *Parinaud*, French ophthalmologist, 1844–1905]. A severe form of mucopurulent conjunctivitis due to infection from animals. **P.'s ophthalmoplegia,** paralysis of the external rectus of one side and spasm of the internal rectus of the other side; it is of peripheral origin.

Paris' disease. Acrodynia.

Paris green (*par'-is*), $Cu(C_2H_3O_2)_2.3Cu(AsO_2)_2$. Copper acetoarsenite, a poisonous substance used in the arts and for the destruction of the potato-bug.

parisol (*par'-is-ol*). Formaldehyde in an alcoholic soap solution.

paristhmia (*par-ist'-me-ah*) [*para-; ἰσθμός*, throat]. The tonsils.

paristhmic (*par-ist'-mik*) [*para-; ἰσθμός*, throat]. Relating to the tonsils.

paristhmion (*par-isth'-me-on*) [*para-; ἰσθμός*, throat]. A tonsil.

paristhmitis (*par-ist-mi'-tis*) [*para-; ἰσθμός*, throat; *ῖτις*, inflammation]. Tonsillitis.

Parish's camphor mixture (*par'-ish*). Mistura camphoræ aromatica (N. F.). **P.'s syrup,** compound syrup of ferrous phosphate.

parity (*par'-it-e*) [1. *par*, equal]. Equality. 2. [*parere*, to bring forth]. The condition of being able to bear children.

Park's aneurysm [Henry *Park*, English surgeon, 1745–1831]. Arteriovenous aneurysm, the arterial dilatation communicating with two contiguous veins.

Parker's fluid (*par'-ker*) [George Howard *Parker*, American zoologist, 1864–]. Formaldehyde 1 part in 100 of 70% alcohol; used for hardening tissues.

parkesin (*park'-es-in*). A mixture of linseed-oil and chlorine sulphide in a solution of collodion in nitrobenzol. It is used as a substitute for caoutchouc.

Parkinson's disease (*par'-kin-sun*) [James *Parkinson*, English physician, 1755–1824]. Paralysis agitans. **P.'s facies** or **mask,** in paralysis agitans the face is expressionless, "wooden;" movements of the lips slow; eyebrows elevated.

Park-Williams bacillus [William Hallock *Park*, American bacteriologist, 1863– ; Anna Wessels *Williams*, American bacteriologist]. A strain of diphtheria bacillus from which the antitoxin is made.

Parnum's test for albumin. Add to the filtered urine one-sixth of its volume of a concentrated solution of magnesium or sodium sulphate. On acidulating with acetic acid and boiling, the albumin is precipitated.

paroarium, paroarion (*par-o-a'-re-um, par-o-a'-re-on*) [*para-; ᾠάριον*, dim. of *ᾠόν*, egg]. Same as *parovarium.*

paroccipital (*par-ok-sip'-it-al*). 1. Beside the occipital region. 2. The mastoid process.

parodinia (*par-o-din'-e-ah*). See *parodynia.*

parodontid (*par-o-don'-tid*). Epulis.

parodontis (*par-o-don'-tis*). Synonym of *epulis.*

parodontitis (*par-o-don-ti'-tis*) [*para-; ὀδούς*, a tooth; *ῖτις*, inflammation]. Inflammation of the tissues surrounding a tooth.

parodynia (*par-o-din'-e-ah*) [*parere*, to bring forth; *ὀδύνη*, pain]. Difficult parturition; dystocia.

parogen (*par'-o-jen*). A preparation used as a basis for ointments and liniments, said to contain liquid paraffin, 40 parts, oleic acid, 40 parts, and 5% ammoniated alcohol, 20 parts.

paroleine (*par-o'-le-in*). Trade name of a preparation of petroleum oil, used as a solvent and vehicle.

parolivary (*par-ol'-iv-a-re*) [*para-; oliva*, olive]. Situated near the olivary body. **p. body.** See *nucleus, olivary, accessory.*

parolive (*par-ol'-iv*). An accessory olive.

paromphalocele (*par-om-fal'-o-sēl*) [*para-; ὀμφαλός*, navel; *κήλη*, tumor]. Hernia in the region of the navel.

paroniria (*par-o-ni'-re-ah*) [*para-*; ὄνειρος, dream]. Depraved or morbid dreaming. **p. ambulans,** sleep walking. **p. salax,** restlessness with nocturnal emissions and lascivious dreams.

paronychia (*par-o-nik'-e-ah*) [*para-*; *onychia*]. Whitlow, felon, panaris. Superficial or deep septic inflammation about the margin and base of a nail. **p. tendinosa,** inflammation of the flexor tendons and tendinous sheaths of fingers.

paronychial (*par-o-nik'-e-al*). Having the character of paronychia.

paronychosis (*par-o-nik-o'-sis*) [*para-*; ὄνυξ, nail; νόσος, disease]. A diseased condition of the structures about the nails; also growth of a nail in unusual places.

paronym (*par'-o-nim*) [*para-*; ὄνομα, name]. A word that exactly represents a word in another language, differing from it, if at all, only in some slight modification. Thus *nerve* is a paronym of Latin *nervus; muscle* of *musculus; canal* of *canalis*. A related synonym. See *heteronymous*.

paronymy (*par-on'-im-e*) [*para-*; ὄνομα, name]. 1. The relation of a word in one language to its antecedent in another. 2. The principle of using in modern languages paronyms or derivations of Latin or Greek words rather than heteronyms that have no common antecedent.

paroophoritis (*par-o-off-or-i'-tis*) [*para-*; *oophoron*; ιτις, inflammation]. 1 Inflammation of the parovarium. 2. And of tissues about the ovary.

paroophoron (*par-o-of'-o-ron*) [*para-*; *oophoron*]. The persistent tubules of the posterior part of the Wolffian body in the female, corresponding to the organ of Giraldès in the male.

parophobia (*par-o-fo'-be-ah*) [πάρος, before (intensive); φόβος, fear]. Hydrophobia.

parophthalmia (*par-off-thal'-me-ah*) [*para-*; ὀφθαλμός, eye]. Inflammation about the eye.

parophthalmoncus (*par-of-thal-mong'-kus*) [*para-*; ὀφθαλμος, the eye; ὄγκος, a tumor]. A tumor near the eye.

paropia (*par-o'-pe-ah*) [*para-*; ὤψ, eye]. The angle of the eyelid toward the temple.

paropion (*par-o'-pe-on*) [*para;* ὤψ, eye]. An eye-screen

paroplexia (*par-o-pleks'-e-ah*) [*para-*; πλήσσειν, to strike]. Paraplegia.

paropsia, paropsis (*par-op'-se-ah, par-op'-sis*) [*para-*; ὄψις, vision]. Disordered or false vision.

paroptesis (*par-op-te'-sis*) [*para-*; ὄπτησις, a roasting]. A hot-air bath.

paroptic (*par-op'-tik*) [*para-*; ὄψις, vision]. Applied to colors produced by the diffraction of light-rays.

paroral (*par-o'-ral*) [*para-*; *os, oris*, mouth]. In biology, alongside the mouth or oral aperture.

parorasis (*par-o-ra'-sis*) [*para-*; ὁράειν, to see]. Any perversion of vision or of color-perception; an hallucination.

parorchid (*par-or'-kid*). Same as *parorchis*.

parorchidium (*par-or-kid'-e-um*) [*para-*; ὄρχις, a testicle]. Abnormal position of a testicle or its non-descent.

parorchidoenterocele (*par-or-kid-o-en'-ter-o-sēl*) [*para-*; ὄρχις, testicle; ἔντερον, intestine; κήλη, tumor]. Inguinal hernia combined with displacement of the testis.

parorchis (*par-or'-kis*) [*para-*; ὄρχις, testicle]. See *epididymis*.

parorexia (*par-or-eks'-e-ah*) [παρά, aside; ὄρεξις, appetite]. A perverted appetite.

parorganum (*par-org'-an-um*) [*para-*; ὄργανον, an instrument]. A growth the tissue of which resembles that of some organ.

parosmia (*par-os'-me-ah*) [*para-*; ὀσμή, smell]. A perversion of the sense of smell.

parosphresis (*par-os-fre'-sis*). Same as *parosmia*.

parosteitis (*par-os-te-i'-tis*). *Parostitis*.

parosteosis (*par-os-te-o'-sis*). See *parostosis*.

parostia (*par-os'-te-ah*) [*para-*; ὀστέον, bone]. Disorder or defect of ossification.

parostitis (*par-os-ti'-tis*) [*para-*; ὀστέον, bone; ιτις, inflammation]. Inflammation of the outer surface of periosteum.

parostosis (*par-os-to'-sis*) [*para-*; ὀστέον, bone]. The abnormal formation of bone outside of the periosteum, or in the connective tissue surrounding the periosteum.

parotic (*par-o'-tik*) [*para-*; οὖς, ear] Situated near or about the ear.

parotid (*par-ot'-id*) [see *parotic*]. 1. Situated near the ear, as the *parotid* gland. 2. Pertaining to or affecting the parotid gland. **p. abscess,** an abscess of the parotid gland. The term is sometimes also applied to abscess of the lymphatic gland lying upon the parotid. **p. gland,** one of the salivary glands in front of and below the external ear. It is a compound racemose gland and secretes saliva containing ptyalin, a globulin-like body, potassium sulphocyanide, a trace of urea, and mineral salts. Its duct is Stenson's duct.

parotidectomy (*par-ot-id-ek'-to-me*) [*parotid;* ἐκτομή, excision]. Excision of the parotid gland.

parotiditis (*par-ot-id-i'-tis.*) See *parotitis*.

parotidoauricularis (*par-ot-id-o-aw-rik-ū-la'-ris*) [*parotid; aura*, ear]. A muscle, well-developed in lower animals, arising from the surface of the parotid gland and inserted into the base of the concha. Its function is to abduct and depress the pinna.

parotidoscirrhus (*par-ot-id-o-skir'-us*) [*parotid;* σκιῤῥός, hard]. Scirrhous carcinoma of the parotid gland.

parotidosclerosis (*par-ot-id-o-skle-ro'-sis*) [*parotid;* σκλήρωσις, a hardening]. Fibrous induration of the parotid gland.

parotis (*par-o'-tis*) [L.]. The parotid gland. **p. accessoria,** a small lobule near the parotid gland.

parotitic (*par-o-tit'-ik*). Having the mumps; affected with parotitis.

parotitis (*par-o-ti'-tis*) [*parotid;* ιτις, inflammation]. Inflammation of the parotid gland, especially the specific infectious disease known as mumps; the name is also given to inflammation of the lymphatic gland overlying the parotid (parotid bubo). **p., metastatic,** that secondary to disease elsewhere; it occurs in infectious fevers, as typhoid fever, and usually goes on to suppuration.

parous (*par'-us*) [*parere*, to bear]. Having borne one or more children.

parovarian (*par-o-va'-re-an*) [*para-; ovarium*, ovary]. 1. Situated near the ovary. 2. Pertaining to the parovarium.

parovariotomy (*par-o-va-, e-ot'-o-me*). Excision of a parovarian cyst.

parovaritis (*par-o-var-i'-tis*). Inflammation of the parovarium.

parovarium (*par-o-va'-re-um*) [*para-; ovarium*, ovary]. The remnant of the Wolffian body of the female; the organ of Rosenmüller.

paroxia (*par-oks'-e-ah*). See *pica*.

paroxyntic (*par-oks-in'-tik*) [παροξύνειν, to excite]. Paroxysmal.

paroxysm (*par'-oks-izm*) [*para-*; ὀξύνειν, to sharpen]. 1. The periodic increase or crisis in

the progress of a disease; a sudden attack, a sudden reappearance of symptoms, or a sudden increase in the intensity of existing symptoms. 2. A spasm or fit; a convulsion.

paroxysmal (*par-oks-iz'-mal*) [*paroxysm*]. Of the nature of or resembling a paroxysm; occurring in paroxysms.

parresine (*par'-es-ĕn*). Trade name of a mixture of paraffins, gum, wax; used as a protective dressing for burns and wounds.

Parrish's camphor mixture (*par'-ish*). It contains sugar 3.5, compound tincture of lavender 25, camphor water to make 100 parts; used as a diarrhea mixture in dose of 2 drams.

Parrot's atrophy of the newborn (*par-ro'*) [Joseph Marie Jules *Parrot*, French physician, 1829–1883]. Primary infantile atrophy or marasmus. Syn., *athrepsia*. **P.'s disease,** pseudoparalysis of the extremities due to epiphyseal separation which prevents spontaneous movements, in hereditary syphilis of the newborn. **P.'s nodes,** osteophytes of the frontal and parietal bones, around the anterior fontanel, in hereditary syphilis. **P.'s sign,** dilatation of the pupil when the skin is pinched; it is noted in meningitis. **P.'s ulcers,** the whitish or yellowish patches of thrush.

parrot disease. See *psittacosis*.

parrot-beak nails. Nails that are curved strongly anteroposteriorly, like the beak of a parrot.

Parry's disease (*par'-e*) [Caleb Hillier *Parry*, English physician, 1755–1822]. Exophthalmic goiter.

pars (*parz*) [L.]. A part. **p. basilaris,** basilar process of the occipital bone. **p. calcaneocuboidea,** the internal calcaneocuboid ligament. **p. calcaneonavicularis,** the superior or external calcaneonavicular ligament. **p. cavernosa,** the cavernous or spongy portion of the male urethra. **p. centralis,** the central part or body of the lateral ventricles of the brain. **p. ciliaris retinæ,** the part of the retina in front of the ora serrata. **p. convoluta,** the convoluted part or labyrinth of the kidney. **p. flaccida,** Shrapnell's membrane. **p. horizontalis,** the horizontal plate of the palate bone. **p. intercartilaginea,** the respiratory glottis. **p. intermembranacea,** the true glottis. **p. iridica retinæ,** the uveal tract. **p. laryngea,** the laryngopharynx. **p. mastoidea,** the mastoid portion of the temporal bone. **p. membranacea,** the membranous portion of the male urethra. **p. nasalis,** the nasopharynx. **p. oralis,** the oropharynx. **p. papillaris,** the papillary layer of the skin. **p. perpendicularis,** the vertical plate of the palate bone. **p. petrosa,** the petrous portion of the temporal bone. **p. prostatica,** the prostatic portion of the male urethra. **p. pylorica,** the pyloric portion of the stomach. **p. radiata,** the pyramids of Ferrein. **p. sphincteria inferior,** the lowest portion of the esophagus. **p. spongiosa.** Same as *p. cavernosa*. **p. triangularis,** the preoperculum. **p. tympanica,** the tympanic portion of the temporal bone.

parsley (*pars'-le*) [πέτρος, rock; σέλινον, a kind of parsley]. The *Carum petroselinum*, a plant of the order *Umbelliferæ*, containing a volatile oil. From the seed a peculiar oily liquid, termed *apiol* (*q. v.*), is obtained. The root is used in renal diseases and dropsy; the juice of the fresh herbs and the seeds are employed as antiperiodics; apiol is an emmenagogue. **p. camphor,** apiol.

Parsons' disease (*par'-sunz*) [James *Parsons*, English physician, 1705–1770]. Exophthalmic goiter.

part [*pars*, a part]. 1. A segment or section; a member or organ. 2. A portion of a cadaver allotted to a student, for dissection.

Parthenium (*par-the'-ne-um*) [παρθένος, a virgin]. A genus of herbs of the order *Compositæ*. *P. hysterophorus* contains several alkaloids, one of which, called *parthenine*, seems to be the active principle of the plant and has been used as an antipyretic and antineuralgic. *P. integrifolium*, prairie-dock, a perennial plant of the southern United States, is used as an antiperiodic.

parthenochlorosis (*par-then-o-klo-ro'-sis*) [παρθένος, virgin; χλωρός, green]. The chlorosis of young maidens.

parthenogenesis (*par-then-o-jen'-es-is*) [παρθένος, a virgin; γένεσις, production]. The development of an organism from an unfertilized ovum.

particle (*par'-tik-l*) [dim. of *pars*, part]. A small part. The smallest visible portion of any substance.

particulate (*par-tik'-ū-lāt*) [*pars*, part]. Composed of minute particles; applied to various contagia.

partigen (*par'-te-jen*). A partial antigen. The antigen is supposed to consist of a number of partigens.

Partridge's hernia. Femoral hernia external to the femoral vessels.

partridge-berry. 1. A trailing plant, *Mitchella repens*, with medical uses like those of pipsissewa. 2. See *gaultheria*.

parturiency (*par-tū'-re-en-se*) [*parturire*, to bring forth]. The state of being parturient; parturition.

parturient (*par-tū'-re-ent*) [*parturition*]. 1. Being in labor; giving birth; as a *parturient* woman. 2. Traversed during birth, as the *parturient* canal.

parturifacient (*par-tū-re-fa'-se-ent*) [*parturition; facere*, to make]. 1. Promoting parturition. 2. An agent that induces parturition.

parturiometer (*par-tū-re-om'-et-er*) [*parturition; μέτρον*, a measure]. An instrument for determining the progress of labor by measuring the expulsive force of the uterus.

parturition (*par-tū-rish'-un*) [*parturitio*, from *parturire*]. The act of giving birth to young. See *labor*.

partus (*par'-tus*) [*parturire*, to bring forth]. The bringing forth of offspring; labor. **p. agrippinus,** labor with breech presentation. **p. cæsarius,** cesarean section. **p. difficilis,** dystocia. **p. immaturus,** premature labor. **p. maturus,** labor at term. **p. præcipitatus,** precipitate labor. **p. serotinus,** labor unduly prolonged. **p. siccus,** dry labor.

parulis (*par-ū'-lis*) [*para-; οὖλον*, the gum]. Abscess of the gum; a gum-boil.

parumbilical (*par-um-bil'-ik-al*) [παρά, beside; *umbilicus*, navel]. Situated or occurring near the umbilicus.

paruria (*par-ū'-re-ah*) [*para-; οὖρον*, urine]. Abnormality in the excretion of the urine.

parurocystis (*par-ū-ro-sis'-tis*). See *bladder, supplementary*.

parvicellular (*par-ve-sel'-ū-lar*) [*parvus*, small; *cellula*, a small cell]. Pertaining to, or composed of, small cells.

parvoline (*par'-vo-lin*), $C_9H_{13}N$. A synthetic liquid base; also a ptomaine isomeric with it, occurring in decomposing fish and horse-flesh.

parvule (*par'-vūl*) [*parvus*, small]. A small pill or pellet, or granule.

Pascal's law (*pas-kal'*) [Blaise *Pascal*, French scientist, 1623–1662]. Pressure exerted anywhere on a mass of fluid at rest is transmitted equally in all directions.

paschachurda (*pas-kah-koor'-dah*). See *Sartian disease.*

Paschutin's degeneration (*pas-kū-tĭn*). A special degeneration peculiar to diabetes; hydrocarbonaceous degeneration.

pasma (*paz'-mah*) [πασμα; πάσσειν, to sprinkle; *pl.*, *pasmata*]. 1. A powder for sprinkling on a surface. 2. A powder mixed up into a paste.

paspalism (*pas'-pal-izm*). Poisoning by the seeds of *Paspalum scrobiculatum*, a kind of grass.

pass (*pas*) [*passus*, step]. 1. To go, or to put through, or by. 2. To discharge from the intestinal canal. 3. To void. 4. To introduce an instrument into a cavity or channel.

passage (*pas'-āj*) [*passare*, to pass]. 1. A channel. 2. The act of passing from one place to another. 3. The introduction of an instrument into a cavity or channel. 4. An evacuation of the bowels. **p. false**, a false channel, especially one made by the unskilful introduction of an instrument into the urethra.

Passavant's cushion (*pahs'-af-ant*) [Gustav *Passavant*, German physician, 1815–1893]. The bulging of the posterior pharyngeal wall, produced during the act of swallowing by the upper portion of the superior constrictor pharyngis.

passiflora (*pas-if-lo'-rah*) [*passio*, passion; *flos*, a flower]. Passion-flower, a genus of climbing plants. *P. incarnata*, of North America, is used as a narcotic and anodyne. Dose of *fluidextract* 2–5 min. (0.13–0.3 Cc.). *P. quadrangularis*, of the West Indies; the root causes vomiting, convulsions, and paralysis, but has been prescribed as an anthelmintic.

passion (*pash'-un*) [*passio*, from *pati*, to suffer]. 1. Pain; suffering; as *ileac passion*, a synonym of volvulus. 2. An intense emotion of the mind. 3. Intense sexual excitement.

passional (*pash'-un-al*). Pertaining to passion.

passive (*pas'-iv*) [see *passion*]. Not active; not performed or produced by active efforts, but by causes coming from without. **p. congestion**, congestion due to retention of blood in a part, and not to an active flow of blood toward the part. **p. immunity.** See *immunity, passive.* **p. interval**, the period of cardiac rest. **p. motion**, the movement produced by external agency and not by the person himself.

passivism (*pas'-iv-izm*). A form of sexual perversion in which there is a subjugation of the will of one person to that of another, with an erotic end.

passivist (*pas'-iv-ist*) [*pati*, to suffer]. One who is the subject of passivism, *q. v.*

passula (*pas'-ū-lah*) [L.]. A raisin.

pasta (*pas'-tah*) [L.: pl., and gen., *pastæ*]. A paste.

paste (*pāst*) [πάστη, mess]. Any soft, sticky substance, especially a mixture of starch or flour and water. **p., arsenical**, a caustic paste containing arsenic. **p., Canquoin's.** See *Canquoin's paste.* **p., fruit**, inspissated fruit juice. **p., London**, a mixture of equal parts of sodium hydroxide and slaked lime, moistened with alcohol. **p., phosphorus**, a rat poison made of phosphorus and flour. **p., Piffard's**, copper sulphate, 1 part; tartrated soda, 5 parts; caustic soda, 2 parts. It is used as a test for sugar in urine. **p., serum**, a sterilized mixture of serum from ox-blood with 25% of zinc oxide; used as a film on abrasions or diseased surfaces. **p., sulphuric-acid**, a caustic mixture of equal parts of sulphuric acid and powdered saffron. **p., Vienna**, a mixture of potassium hydroxide and caustic lime moistened with water.

paster (*pās'-ter*). The oval or circular portion of a bifocal lens, which is used for near work.

pastern (*pas'-tern*). That part of a horse's foot between the fetlock-joint and the coronet of the hoof. **p.-bone**, either of the two proximal phalanges of a horse's foot. **p.-joint**, the articulation between the proximal phalanx (great pastern-bone) of the horse's foot and the cannon-bone.

Pasteur's exhaustion theory (*pahs-ter'*) [Louis *Pasteur*, French bacteriologist, 1822–1895]. See *immunity, theory of, exhaustion hypothesis.* **P.'s fluid, P.'s liquid**, an artificial liquid for the cultivation of bacteria, composed of water, 100 parts; crystallized sugar, 10 parts; ammonium carbonate and ashes of yeast, each, 1 part. **P.'s method**, treatment of rabies by injecting attenuated virus of gradually increased virulence.

Pasteur-Chamberland's filter (*pahs'-ter-shom'-ber-lahn*) [Louis *Pasteur*; Charles *Chamberland*, a pupil of Pasteur]. A hollow column of unglazed porcelain through which solutions are filtered by means of a vacuum exhaust or by pressure.

pasteurella (*pas-tur-el'-ah*). A group of polymorphic coccobacteria destitute of spores and cilia.

pasteurellose (*pas-tur-el'-ōs*). Hemorrhagic septicemia in animals.

pasteurism (*pas'-tur-izm*) [Louis *Pasteur*, French chemist and bacteriologist, 1822–1895]. Prophylactic or protective inoculation; a synonym for the word vaccination.

pasteurization (*pas-tur-i-za'-shun*). The checking of fermentation in milk, wine, and other organic fluids by heating them to 60° or 70° C.

pasteurizer (*pas'-tur-i-zer*). An instrument employed in pasteurization.

Pastia's sign (*pas'-te-ah*) [C. *Pastia*, Roumanian physician]. At the commencement of scarlatina, prior to the eruption, red or pink lines are to be seen at the bend of the elbow.

pastil, pastille (*pas'-til, pas-tēl'*) [dim. of *pasta*, paste]. 1. A small mass composed of aromatic substances and employed in fumigation. 2. A troche. 3. A paper disk, chemically coated, which changes color on exposure to x-rays; used to determine the dosage.

past pointing. A diagnostic procedure in diseases of the cerebrum, cerebellum and medulla. If the semi-circular canals of a healthy person are stimulated by injection of cold (68° F.) or warm water (112° F.) or by rotatory movements or galvanic stimulations, vertigo and nystagmus are caused and the muscles of the trunk and extremities are affected, as shown by inability of the patient, seated, with eyes closed, to touch a given point with extended arm and finger. The arm is held upright and then swung down toward the given point which it swerves past: to the right if the left canal is stimulated, and *vice versa.* The absence of these manifestations indicates possible intracranial disease.

patch [Prov. Ger., *Patschen*]. An irregular spot or area. **p., moth-**, chloasma. **p., mucous**, one of the characteristic lesions of syphilis, occur-

ring in the so-called secondary stage, and appearing as a whitish papule or patch on mucous membranes and at mucocutaneous junctions. Syn., *condyloma latum; mucous papule.* **p., opaline.** See *opaline patch.* **p.s, Peyer's.** See *Peyer's glands.*

patchouli, patchouly (*pat-choo'-le*). The labiate herb, *Pogostemon heyneanus.*

pate (*pāt*). The crown or top of the head.

patella (*pat-el'-ah*) [dim. of *patina*, a shallow dish]. The knee-pan, a small, round, sesamoid bone in front of the knee, developed in the tendon of the quadriceps extensor cruris muscle.

patellapexy (*pat-el-ah-peks'-e*) [*patella;* πῆξις, a fixing]. Fixing the patella to the lower end of the femur in order to stabilize the knee joint; used in cases of infantile paralysis.

patellar (*pat-el'-ar*) [*patella*]. Pertaining to the patella. **p. fossa.** See *fossa.* **p. reflex, p. tendon-reflex.** See *reflex, knee-.*

patelliform (*pat-el'-if-orm*) [*patella; forma*, form]. Shaped like a patella.

patellofemoral (*pa-tel-o-fem'-o-ral*). Pertaining to the patella and the femur.

patelloid, patelloidean (*pat-el'-oid, pat-el-oid'-e-an*). Disc-like; shaped like a knee-pan; patelliform.

patency (*pa'-ten-se*) [*patent*]. The state of being open.

patent (*pat'-ent*) [*patere*, to be open]. Open; exposed. **p. medicine.** See under *medicine.*

paternity test. See *Landsteiner's blood test;* also *Mayoral and Jiminez.*

pathabolism (*path-ab'-ol-izm*) [*patho-; metabolism*]. Diseased condition due to perverted metabolism.

pathema (*path-e'-mah*) [πάθημα; πάθος, disease]. Any disease or morbid condition.

pathemate (*path'-em-āt*) [πάθημα, a suffering]. Pertaining to emotional excitement.

pathematology (*path-em-at-ol'-o-je*). See *pathology.*

pathetic (*path-et'-ik*) [πάθος, disease]. Arousing pity; indicating sadness or sorrow; appealing; that which appeals to or stirs the passions; applied to the fourth cranial nerve (*pathetic nerve*), which innervates the *pathetic* muscle (*patheticus*, superior oblique) of the eye, by which the eye is rolled outward and downward.

pathetism (*path'-et-izm*) [see *pathetic*]. Hypnotism, mesmerism, animal magnetism.

pathetist (*path'-et-ist*). A mesmerizer, a hypnotist.

pathfinder (*path'-fin-der*). A filiform bougie used for finding the openings of a urethral stricture.

pathic (*path'-ik*) [παθικός, passive]. 1. Diseased; pathological; pertaining to a morbid condition. 2. Also, one who tolerates the commission of an unnatural crime upon the person.

patho- (*pa-tho-*) [πάθος, disease]. A prefix denoting disease.

pathoamine (*path-o-am'-in*). A basic substance found in disease; a ptomaine.

pathoanatomy (*path-o-an-at'-o-me*) [*patho-; anatomy*]. Pathological anatomy.

pathobiology (*path-o-bi-ol'-o-je*). *Pathology, q.v.*

pathodixia (*path-o-dik'-se-ah*) [πάθος, suffering; δεικνύναι, to exhibit]. The ostentatious and constant exhibition of an affection or injury, found in some war neuropaths; the opposite of anosognosia.

pathogen (*path'-o-jen*) [*patho-;* γεννᾶν, to produce]. Any microorganism or substance which produces disease.

pathogenesis (*path-o-jen'-es-is*) [*patho-;* γένεσις, generation]. The origin or development of disease.

pathogenic, pathogenetic (*path-o-jen'-ik, path-o-jen-et'-ik*) [*patho-;* γεννᾶν, to produce]. Producing disease. **p. microorganism,** one that when introduced into the system causes disease.

pathogenicity (*path-o-jen-is'-it-e*). The condition of being pathogenic.

pathogeny (*path-oj'-en-e*) [*patho-;* γενής, producing]. See *pathogenesis.*

pathognomonic (*path-og-no-mon'-ik*) [*patho-;* γνώμη, a sign]. Characteristic of a disease, distinguishing it from other diseases.

pathognomy (*path-og'-no-me*) [*patho-;* γνώμη, a sign]. The science of the signs by which disease is recognized.

pathognostic (*path-og-nos'-tik*). Synonym of *pathognomonic.*

pathography (*path-og'-ra-fe*) [*patho-;* γράφειν, to write]. A description of diseases.

pathologic, pathological (*path-o-loj-ik', al*) [*pathology*]. Pertaining to pathology; pertaining to disease. **p. anatomy.** See *anatomy, morbid.* **p. histology,** the microscopic study of diseased tissues.

pathologist (*path-ol'-o-jist*) [*pathology*]. One versed in pathology.

pathology (*path-ol'-o-je*) [*patho-;* λόγος, science]. The branch of medical science that treats of the modifications of function and changes in structure caused by disease. **p. cellular,** pathology that makes the cell the basis of all vital phenomena. **p. comparative,** a study of pathological processes in lower animals, for purposes of tracing resemblances and differences among them and between them and those of the human body. **p., experimental,** the study of pathological processes artificially induced in lower animals. **p., general,** that department of pathology which takes cognizance of those morbid processes that may be observed in various diseases and in any organ, *e. g.*, inflammation, hypertrophy. **p. geographical,** pathology in its relation to climatic and geographical conditions. **p., humoral,** the old doctrine that disease is due to abnormal conditions of the blood It has been revived in recent times in a modified form, and is now based on the theory that both immunity and susceptibility to disease reside in the juices of the body. **p., solidistic.** See *solidism.* **p., medical,** pathology of diseases not amenable to surgical treatment. **p., special,** that treating of changes in function and structure occurring in special diseases, *e. g.*, pneumonia. **p., surgical,** the pathology of diseases treated by the surgeon.

patholysis (*path-ol'-is-is*) [*patho-;* λύειν, to dissolve]. A morbid dissolution of tissues.

pathomaine (*path'-o-mān*). A ptomaine.

pathomania (*path-o-ma'-ne-ah*) [*patho-;* μανία, madness]. Moral insanity.

pathometric (*path-o-met'-rik*). Pertaining to pathometry.

pathometry (*path-om'-et-re*) [πάθος, suffering; μέτρον, measure]. Estimation of the number of people suffering from a disease and the conditions which increase or decrease this number.

pathomimesis (*path-o-mim-e'-sis*) [πάθος, disease; μιμήσις, imitation]. Imitation of the symptoms and signs of a disease.

pathomimicry (*path-o-mim'-ik-re*). Pathomimesis.

pathomorphism (*path-o-mor'-fism*) [πάθος, suffering; μόρφη, form]. Abnormal morphology.

pathone (*path'-ōn*). Trade name of a disinfectant said to contain 50 % of cresols, and to be twice as effective as phenol.

pathonomia (*path-o-no'-me-ah*) [*patho-*; *νόμος*, law]. The study of the laws of pathological conditions.

pathophobia (*path-o-fo'-be-ah*) [*patho-*; *φόβος*, fear]. Exaggerated dread of disease.

pathophoric (*path-o-for'-ik*) [*πάθος*, disease; *φόρειν*, to carry]. Carrying or transmitting disease, said of certain insects.

pathophorous (*path-off'-or-us*). Pathophoric.

pathopoiesis (*path-o-poi-e'-sis*) [*patho-*; *ποιεῖν*, to make]. The causation of disease.

pathopsychology (*path-o-si-kol'-o-je*) [*patho-*; *psychology*]. The branch of science dealing with the mental processes during disease.

patient (*pa'-shent*) [*pati*, to suffer]. A person under the care of a physician; a sick person.

patten (*pat'-en*) [Fr., *patin*, a clog]. An iron support placed under a sound foot to remove pressure from and permit extension of the diseased limb in hip-joint disease.

Patterson's corpuscles (*pat'-er-sun*). The molluscum bodies; oval, shiny bodies found in the contents of the tubercles of molluscum contagiosum.

Patterson's powder (*pat'-er-sun*). A mixture of bismuth subnitrate and magnesia.

patulous (*pat'-ū-lus*) [*patere*, to lie open]. Expanded; open.

Paul's sign (*pawl*) [Constantin Charles Théodore *Paul*, French physician, 1833–1896] Feeble apex-beat with forcible impulse over the body of the heart, in adherent pericardium.

Paul's test (*pawl*). The cornea of a rabbit is inoculated with the contents of a pustule in a case of suspected smallpox; in 36 to 48 hours the site of the inoculation is examined; if the case is one of smallpox the cornea in the neighborhood of the inoculation remains clear, and shows fine elevations at the site of the inoculation only.

Paullinia (*paw-lin'-e-ah*). See *guarana*.

Paul-Mixter tube (*pawl'-miks'-ter*) [Frank Thomas *Paul*, English surgeon, 1851– ; Samuel Jason *Mixter*, American surgeon, 1855–]. A large glass drainage tube, flanged, used in intestinal surgery for a temporary anastomosis.

paulocardia (*paw-lo-kar'-de-ah*) [*παῦλα*, pause; *καρδία*, heart]. A subjective sensation of intermission or momentary stoppage of the heart-beat.

paunch (*pawnch*). The abdominal cavity and its contents.

pausimenia (*paw-sim-e'-ne-ah*). See *menopause*.

Pauzat's disease (*po-zah'*) [Jean Eugène *Pauzat*, French physician]. Osteoplastic periostitis of the metatarsal bones.

pavement-epithelium. Epithelium consisting of flattened, scale-like cells fitted together by their edges like the tiles of a pavement.

pavilion (*pa-vil'-yon*) [*papilio*, a butterfly, a tent]. 1. The expanded extremity of a canal or tube, as the *pavilion* of the ear—the auricle; the *pavilion* of the Fallopian tube—the fimbriated extremity of the Fallopian tube. 2. In anatomy, a tent-shaped structure. **p. of pelvis,** the false pelvis, the expanded part above the iliopectineal line.

pavimentum (*pav-im-en'-tum*) [L.]. A floor. **p. orbitæ,** the floor of the orbit. **p. ventriculi,** the floor of a ventricle.

pavinol (*pav'-in-ol*). Trade name of a preparation of poppy seed oil combined with flavoring agents, used as a substitute for cod liver oil.

pavitation (*pav-it-a'-shun*) [*pavitatio*; *pavere*, to quake]. Terror, or fear, with trembling.

pavor (*pa'-vor*) [L.]. Fright; fear. **p. nocturnus.** night-terrors. *Nightmare; incubus.*

Pavy's disease (*pa'-ve*) [Frederick William *Pavy*, English physician, 1829–1911]. Cyclic albuminuria. **P.'s joint,** arthritis occurring during typhoid fever. **P.'s solution for glucose,** make a solution by mixing 120 Cc. of the ordinary Fehling's solution with 300 Cc. of strong ammonia (specific gravity, 0.88) and 400 Cc. of sodium hydroxide solution of specific gravity of 1.14; dilute with 1000 Cc. of water. This solution becomes decolorized on boiling with a glucose solution. One hundred Cc. of this solution is reduced by glucose to the same extent as 10 Cc. of Fehling's solution.

Pawlik's folds (*paw'-lik*) [Karl *Pawlik*, Austrian surgeon, 1849–1914]. The anterior columns of the vagina, which form the lateral boundaries of Pawlik's triangle and serve as landmarks in locating the opening of the ureters. **P.'s triangle,** extravesical or vaginal triangle. The triangular space formed by two divergent columns of the vagina and the transverse ridge below the external orifice of the neck of the bladder. It corresponds line for line to the trigonum vesicæ.

pawpaw (*paw'-paw*). See *Carica papaya*.

Paxton's disease (*paks'-tun*). Tinea nodosa.

Pb. Chemical symbol for *plumbum*, lead.

P. B. Abbreviation of *Pharmacopœia Britannica*, British Pharmacopeia.

$Pb(C_2H_3O_2)_2$. Lead acetate.

P. B. E. [Abbreviation of German *perlsucht bacillenemulsion*]. A tuberculin prepared from bovine tubercle bacilli; similar to Koch's new tuberculin.

$Pb(NO_3)_2$. Lead nitrate.

PbO. Lead oxide.

PbO_2. Lead dioxide.

PbS. Lead sulphide.

$PbSO_4$. Lead sulphate.

Pd. The chemical symbol for *palladium*.

P. D. Abbreviation of *Pharmacopœia Dublinensis*, Dublin Pharmacopeia.

P. E. Abbreviation for *Pharmacopœia Edinensis*, Edinburgh Pharmacopeia.

Peacock's bromides (*pe'-kok*). A mixture containing the bromides of potassium, sodium, lithium, calcium, and ammonium.

Péan's method (*pa-an'*) [Jules *Péan*, French surgeon, 1830–1898]. Removal of a tumor in pieces when it is larger than the opening through which it is to be removed. See portrait p. 1064.

peanut (*pe'-nut*). An edible fruit of *Arachis hypogæa*. **p.-oil.** See *ground-nut oil*.

pearl (*perl*) [Fr., *perle*, from L., *pirula*, a little pearl]. 1. In pharmacy, a small, hollow glass body containing a dose of a volatile liquid medicine, as a *pearl* of amyl nitrite. 2. A cataract. 3. A peculiar arrangement of the epithelial cells. **p. ash,** crude potassium carbonate. **p.-disease,** tuberculosis of serous membranes in the lower animals, especially cattle, so called on account of the most manifest lesion, the pearly nodules or tumors, which are often pendulous. **p., epidermic, p., epithelial,** one of the spheroidal concentric masses of epithelial cells often seen in hard papilloma, in squamous epithelioma and in cholesteatoma. Syn., *pearly body*. **p. tumor.** See *cholesteatoma*. **p.-white,** bismuth oxychloride.

pearly body. See *pearl, epidermic*.

Pearson's solution (*pēr'-sun*) [George *Pearson*, English physician, 1751–1828]. An aqueous solution of sodium arsenate, containing 1 gr. of sodium arsenate in 600 Cc. of distilled water. It is one-tenth the strength of the official liquor sodii arsenatis.



JULES PÉAN.

peat (*pēt*). The product of the spontaneous decomposition of plants, especially swamp-plants, in many cases mixed with sand, loam, clay, lime, iron pyrites, ocher, etc.

pebbles (*peb'-lz*). Lenses for eyeglasses cut from rock crystal.

pebeco (*peb'-ek-o*). Trade name of a tooth-paste containing potassium chlorate.

pébrine (*pa-brēn'*) [Fr.]. An infectious epidemic disease of silkworms.

peccant (*pek'-ant*) [*peccare*, to sin]. Pathogenic; morbid; unhealthy; offensive.

pechyagra (*pek-i-a'-grah*) [πῆχυς, forearm; ἄγρα, seizure]. Gout in the elbow-joint.

peciloblast (*pe-sil'-o-blast*). See *poikiloblast*.

pecilocyte (*pes'-il-o-sīt*). See *poikilocyte*.

pecilocythemia (*pe-sil-o-si-the'-me-ah*). See *poikilocythemia*.

pecilocytosis (*pe-sil-o-si-to'-sis*). See *poikilocytosis*.

pecilonymy (*pe-sil-on'-im-e*) [ποικίλος, various; ὄνυμα, name]. The use in one publication of different names for the same part. Syn., *poikilonymy*.

pecilothermal (*pe-sil-o-ther'-mal*). See *poikilothermic*.

Pecklin's glands. See *Peyer's glands*.

Pecquet, cistern of, P., reservoir of (*pek-a'*) [Jean *Pecquet*, French anatomist, 1622–1674]. The receptaculum chyli. **P.'s duct,** the thoracic duct.

pectase (*pek'-tās*) [πηκτός, fixed]. A hypothetical ferment of plants which converts pectose into pectin.

pecten (*pek'-ten*) [*pecten*, a comb: pl., *pectines*]. The os pubis. In biology, a comb-like structure or organ.

pectin (*pek'-tin*) [πηκτός, congealed]. A white, amorphous carbohydrate contained in ripe fleshy fruits and in certain roots, and believed to be formed from the pectose found in unripe fruits by the action of acids. Syn., *vegetable jelly*.

pectinal (*pek'-tin-al*) [*pecten*, a comb]. Comb-like.

pectinase (*pek'-tin-ās*). The enzyme capable of transforming pectin.

pectinate (*pek'-tin-āt*) [*pecten*]. Arranged like the teeth of a comb. **p. ligament,** fibers of connective tissue at the angle of the anterior chamber of the eye, between the iris and the cornea. **p. muscles,** the musculi pectinati, muscular ridges in the auricles of the heart.

pectineal (*pek-tin-e'-al*) [*pecten*]. 1. Comb-shaped. 2. Pertaining to the pecten or os pubis. **p. line,** that part of the iliopectineal line found on the os pubis.

pectineus (*pek-tin-e'-us*). See under *muscle*.

pectiniform (*pek-tin'-if-orm*) [*pecten*; *forma*, a form]. Comb-shaped.

pectization (*pek-ti-za'-shun*) [πήκτος, congealed]. Coagulation; term used in colloidal chemistry.

pectoral (*pek'-tor-al*) [*pectus*, breast]. 1. Pertaining to the chest, as the *pectoral* muscles. 2. Useful in diseases of the chest. 3. A remedy useful in diseases of the chest. **p. ridge,** the external bicipital ridge of the humerus. **p. species,** a combination of pectoral herbs.

pectoralgia (*pek-tor-al'-je-ah*) [*pectus*, breast; ἄλγος, pain]. Neuralgic pain in the chest.

pectoralis (*pek-tor-a'-lis*). See under *muscle*.

pectoriloquy (*pek-tor-il'-o-kwē*) [*pectus*, breast; *loqui*, to speak]. The distinct transmission of articulate speech to the ear on auscultation. It may be heard over cavities in the lung, over areas of consolidation near a large bronchus, over a pneumothorax when the opening in the lung is patulous, and over some pleural effusions. **p. aphonic.** 1. The sound heard in auscultating a lung in which there is a cavity. 2. The sound heard in auscultation in pleuritic effusion when the subject speaks in a low tone. **p., whispering,** the transmission of the whispered words to the auscultating ear. The sounds seem to emanate directly from the spot auscultated.

pectorophony (*pek-tor-off'-o-ne*) [*pectus*, breast; φωνή, sound]. Exaggerated vocal resonance, as heard in auscultating the chest.

pectose (*pek'-tōs*) [πηκτός, congealed]. A compound occurring in unripe fruits, and giving rise to pectin.

pectous (*pek'-tus*). Relating to pectin or pectose.

pectunculi (*pek-tunk'-ū-li*) [*pecten*, comb]. Plural of *pectunculus*. Longitudinal striations in the walls of the Sylvian aqueduct.

pectus (*pek'-tus*) [L., "breast"]. The chest or breast. **p. carinatum,** a narrow chest projecting anteriorly in the region of the sternum. Syn., *keeled breast; pigeon-breast*.

pedal (*ped'-al*) [*pes*, *pedis*, foot]. 1. Pertaining to the foot. 2. Pertaining to the pes or crusta of the crus cerebri and pons. **p. system,** a ganglionic system of the brain.

pedarthrocace (*ped-arth-rok'-as-e*) [παῖς, child; ἄρθρον, a joint; κακός, evil]. A necrotic ulceration or caries of the joints of children.

pedatrophia, pedatrophy (*ped-at-ro'-fe-ah, ped-at'-ro-fe*) [παῖς, child; *atrophy*]. 1. Any wasting disease of childhood. 2. Tabes mesenterica.

pederast (*ped'-er-ast*). One who practices pederasty.

pederasty (*ped'-er-as-te*) [παῖς, boy; ἐραστής, lover]. Sexual intercourse with boys, through the anus.

pedesis (*pe-de'-sis*) [πήδησις, leaping or bounding]. The dancing oscillating motion of the particles of any substance sufficiently powdered and suspended in a suitable liquid. Brownian movement.

pedialgia (*pe-de-al'-je-ah*) [πεδίον, foot; ἄλγος, pain]. Pain in the foot.

pediatrician (*ped-e-at-rish'-un*). Same as *pediatrist*.

pediatrics, pediatry (*pe-de-at'-rıks, pe-dı'-at-re*) [παῖς, child; ἰατρεία, therapeutics]. The branch of medicine dealing with the diseases of children.

pediatrist (*ped-e-at'-rıst*). A specialist in children's diseases.

pedication (*ped-ı-ka'-shun*) [παιδικά, a darling]. Sodomy with a boy.

pedicle (*ped'-ık-l*) [*pedıculus*, dim. of *pes*, foot]. 1. A slender precess acting as a foot or stem, as the *pedicle* of a tumor. 2. Of a vertebra, the portion of bone projecting backward from each side of the body and connecting the lamina with the body. **p., vertebral.** See *pedicle* (2). **p., vitelline,** the pedicle uniting the umbilical vesicle to the embryo.

pedicterus (*ped-ık'-ter-us*) [παῖς, a child; ἴκτερος, jaundice]. Icterus neonatorium.

pedicular (*ped-ık'-ū-lar*) [*pedicle*]. 1. Pertaining to a pedicle; peduncular. 2. [*pedıculus*, louse]. Lousy. 3. Belonging to the genus *Pedıculus*.

pediculation (*ped-ık-ū-la'-shun*) [*pediculus*]. The state of one suffering from pediculosis. 2. The process of developing a pedicle.

pediculi (*pe-dik'-ū-lı*) [L.]. Plural of *pediculus, q. v.*

pediculin (*ped-ık'-ū-lın*) [*pedıculus*]. A proprietary insecticide said to consist of limestone, 65%, and crude naphthalin, 35%.

pediculofrontal (*ped-ık-ū-lo-front'-al*]. Relating to the pedicles of the frontal convolutions.

pediculoides ventricosus (*ped-ık-ū-lo'-id-ēz ventrık-o'-sus*). A mite found in the straw of mattresses and producing straw itch.

pediculoparietal (*ped-ık-ū-lo-par-ı'-et-al*). Relating to the pedicles of the cerebral convolutions and the parietal region.

pediculophobia (*ped-ık-ū-lo-fo'-be-ah*) [*pedıculus*; φόβος, fear]. Morbid dread of lice.

pediculosis (*ped-ik-ū-lo'-sıs*) [*pediculus*]. Lousiness; a skin affection characterized by the presence of pediculi or lice.

pediculous (*ped-ık'-u-lus*) [*pediculus*]. Infested with pediculi.

pediculus (*ped-ık'-u-lus*) [L., "a louse"]. A small parasitic hemipterous insect, the louse. **p. capitis,** the head-louse. **p. corporis,** the body-louse. **p. pubis,** a species infesting the pubic region of unclean persons, occasionally spreading over other hairy parts of the body—eyebrows, axillæ, etc. Syn., *crab-louse*. **p. vestimenti.** Synonym of *p. corporis*.

pedicure (*ped'-ık-ūr*) [*pes*, foot; *cura*, care]. 1. Care of the feet. 2. A chiropodist.

pediluvium (*ped-il-oo'-ve-um*) [*pes*, foot; *lavare*, to wash]. A foot-bath.

pediococcus (*ped-e-o-kok'-us*) [*pes*, a foot; κόκκος, a berry]. A term formerly given to a genus of micrococci.

pedion, pedium (*pe'-de-on, -um*) [παῖς, child]. 1. A child; also, a fetus. 2. [πεδίον, sole]. The sole of the foot.

pedionalgia (*ped-e-on-al'-ie-ah*) [πεδίον, sole of the foot; ἄλγος, pain]. Pain in the sole of the feet.

pediphalanx (*ped-e-fa'-lanks*) [*pes*, the foot]. A phalanx of the foot; a bone of a toe.

pedistibulum (*ped-e-stib'-ū-lum*) [*pes*, foot; *stabulum*, stall]. Stapes.

peditis (*pe-dı'-tis*) [*pes*, foot; ıτıς, inflammation]. A serious complication of laminitis of the horse's foot, in which not only the laminæ, but the periosteum and the coffin-bone also, are involved in the inflammatory process.

pedobaromacrometer, pædobaromacrometer (*pe-do-bar-o-mak-rom'-et-er*). An instrument for weighing and measuring infants.

pedobarometer, pædobarometer (*pe-do-bar-om'-et-ur*) [παῖς, a child; βάρος, weight; μέτρον, a measure]. An instrument for determining the weight of a child.

pedodontia (*pe-do-don'-she-ah*) [παῖς, child; ὀδούς, tooth]. The branch of dentistry which treats of the oral and dental conditions occurring in childhood.

pedodontist (*pe-do-don'-tist*). One who specializes in pedodontia.

pedodynamometer (*ped-o-dı-nam-om'-et-er*) [*pes*, foot; δύναμις, power; μέτρον, measure]. An instrument intended to measure the muscular strength of the leg.

pedologist (*pe-dol-o-jist*). One versed in pedology.

pedology (*pe-dol'-o-je*) [παῖς, child; λόγος, science]. The science, or sum of knowledge, regarding childhood, its diseases, hygiene, etc.

pedometer (*pe-dom'-et-er*) ɪ. [παῖς, child; μέτρον, measure]. An instrument for determining the weight and height of a new-born child. 2. [*pes*, foot; μέτρον, a measure]. An instrument for automatically measuring any distance traveled. As formerly constructed, it registered the number of footsteps.

pedometry (*pe-dom'-et-re*) [*pedometer*]. 1. The measurement of the newborn child. 2. The use of the pedometer.

pedonosology (*pe-do-nos-ol'-o-je*) [παῖς, child; νόσος, disease; λόγος, science]. The nosology of disease peculiar to infancy and childhood. Pediatrics.

pedonosos, pedonosus (*pe-don'-o-sos, pe-don'-o-sus*) [παῖς, child; νόσος, disease]. A disease of childhood.

pedopathy (*pe-dop'-ath-e*) [παῖς, child; πάθος, suffering]. The science of the diseases of children, their treatment, etc.

pedophilia (*ped-o-fil'-e-ah*) [παῖς, child; φίλειν, to love]. Fondness for children.

pedophobia (*ped-o-fo'-be-ah*) [παῖς, child; φόβος, fear]. Morbid dislike of children.

pedotrophy (*pe-dot'-ro-fe*) [παῖς, child; τροφή, nourishment]. The hygiene of childhood; the care, nursing, and regimen of children.

peduncle (*pe'-dung-kl*) [*pedunculus*, dim. of *pes*]. A narrow part acting as a support. **p., callosal,** the anterior perforated space. **p., cerebellar, inferior,** one of two bands of white matter passing up from the medulla oblongata, connecting the medulla with the cerebellum, and forming the lower lateral wall of the fourth ventricle. **p., cerebellar, middle,** one of the bands of white matter joining the pons and the cerebellum. **p., cerebellar, posterior.** Synonym of *p., cerebellar, inferior*. **p., cerebellar, superior,** one of the two bands of white matter that pass from the cerebellum to the testes of the corpora quadrigemina. **p., cerebral,** the crus cerebri.

p. of the pineal gland, a delicate white band passing forward from each side of the pineal gland along the edge of the third ventricle.

peduncular (*ped-ung'-kū-lar*) [*peduncle*]. Pertaining to a peduncle.

pedunculate, pedunculated (*pe-dung'-kū-lāt, pe-dung'-kū-la-ted*) [*pedunculus*, dim. of *pes*, foot]. Having a peduncle; stalked.

pedunculus (*pe-dung'-kū-lus*). Same as *peduncle*.

peeling (*pēl'-ing*) [*pellis*, skin]. A term applied to the process of desquamation, as in scarlet fever.

peenash (*pe'-nash*) [E. Ind.]. The Eastern name for *myiasis*, produced by *Lucilia macellaria*.

peg. 1. A pointed pin of wood, metal or other material. 2. A wooden leg. **p.-leg,** a wooden leg of the simplest form. **p.-teeth,** a name given by Hutchinson to the teeth of children with hereditary syphilis, from the peg-like appearance of the crowns.

pegmatic (*peg-mat'-ik*) [πῆγμα, a concrement]. Pertaining to or producing coagulation.

pegnin (*peg'-nin*) [πήγνυναι, to congeal]. A preparation containing the milk-curdling enzyme of calf's rennet.

peinotherapy (*pi-no-ther'-ap-e*) [πεῖνα, hunger; θεραπεία, cure]. The cure of disease by deprivation of food.

Pekelharing's theory of blood-coagulation. Thrombin (fibrin-ferment) is composed of nucleoalbumin and calcium; the calcium leaves the nucleoproteid and unites with fibrinogen, the compound of the two being fibrin.

pelada, pelade (*pel'-a-dah, pel-ahd'*) [Fr.]. 1. Alopecia areata of the scalp. 2. A disease resembling pellagra, due to eating infected maize.

pelage (*pel-ahj'*) [*pilus*, the hair]. The hairy system of the body.

pelagin (*pel'-aj-in*). A proprietary remedy for sea-sickness, said to consist of a solution of antipyrine, caffeine, and cocaine.

pelargonic acid (*pel-ar-gon'-ik*) [πελαργός, a stork], $C_9H_{18}O_2$. A monobasic crystalline acid obtained from the essential oil of *Pelargonium roseum* and from other oils. It is employed in the flavoring of wines.

pelatina (*pel-at-i'-nah*). See *pelada* (2).

Pel-Ebstein disease (*pel'-eb'-stīn*) [Pieter Klazes *Pel*, Dutch physician, 1852– ; Wilhelm *Ebstein*, German physician, 1836–1912]. Lymphadenoma with intermittent, but regularly occurring, fever.

pelicochirometresis (*pel-ik-o-ki-ro-met-re'-sis*) [πελίκη, a wooden bowl; χείρ, the hand; μέτρον, a measure]. Digital pelvimetry.

pelicometer (*pel-ik-om'-et-er*). Synonym of *pelvimeter*.

pelidisi (*pel-id-e'-ze*). According to Pirquet, the cube of the sitting height of a person expressed in centimeters is approximately the weight in grams of a normal person. The ratio, as expressed in the following formulæ is called the "*pelidisi*."

$$\frac{10 \text{ times the weight}}{\text{Sitting height}^3} = 100\,\%$$

or

$$\frac{\sqrt[3]{10 \text{ times the weight}}}{\text{Sitting height}} = 100\,\%$$

pelidnoma (*pēl-id-no'-mah*). Synonym of *ecchymosis*.

pelioma (*pel-e-o'-mah*) [πελίωμα, a livid spot]. A livid spot, as seen in peliosis.

peliosis (*pel-e-o'-sis*) [see *pelioma*]. Purpura. **p. rheumatica,** purpura rheumatica; a disease characterized by a purpuric rash, with arthritis and fever.

pellagra (*pel-lah'-grah, pel-a'-grah*) [πέλλα, skin; ἄγρα, a seizure]. A disease occurring in Italy, southern France, Spain, and in the southern States. It was formerly believed to be due to the use of diseased maize, but is now thought by some to be of protozoan origin, by others to be a deficiency disease; see *vitamin*. It is characterized in the early stages by debility, spinal pains, and digestive disturbances; later erythema develops, with drying and exfoliation of the skin. In severe cases various nervous manifestations arise, such as spasms, ataxic paraplegia, and mental disturbances In cases presenting ataxic paraplegia the spinal cord has shown combined posterior and lateral sclerosis. Syn., *Lombardian leprosy*. **p. sine pellagra,** pellagra without the erythematous rash.

pellagracein (*pel-a-gra'-se-in*) [*pellagra*]. A poisonous substance found in decomposed corn-meal. Syn., *pellagrazein, pellagrocein, pellagrozein*.

pellagraphobia (*pel-a-graf-o'-be-ah*). Morbid dread of becoming affected with pellagra.

pellagrin (*pel'-a-grin*) [It., *pella*, skin; *agra*, rough; or πέλλα, skin; ἄγρα, seizure]. One who is afflicted with pellagra.

pellagrous (*pel-a'-grus*) [πέλλα, skin; ἄλρα, seizure]. Affected with pellagra; pertaining to pellagra.

pellant (*pel'-ant*) [*pellare*, to drive]. Depurative.

pellentia (*pel-en'-she-ah*) [*pellere*, to drive]. Abortifacient drugs.

pellet (*pel'-et*) [*pila*, ball]. A small pill.

pelletierine (*pel-et-e-er-ēn'*) [Bertrand *Pelletier*, French chemist, 1761–1797], $C_8H_{15}NO$. A liquid alkaloid obtained together with an isomeric body, *isopelletierine*, also a liquid alkaloid, from pomegranate-bark. It is used as a teniafuge, chiefly in the form of the tannate. **p. hydrobromide,** used in paralysis of the eye-muscles. Dose 4–6 gr. (0.25–0.4 Gm.). **p. hydrochloride,** used as a teniafuge. Dose 4½–8 gr. (0.3–0.5 Gm.). **p. sulphate,** used as an anthelmintic. Dose 6 gr. (0.4 Gm.) with 8 gr. (0.52 Gm.) of tannin in 1 oz. (30 Cc.) of water, followed by a cathartic. **p. tannate** (*pelletierinæ tannas*, U. S. P.), a mixture of the tannates of four alkaloids obtained from *Punica granatum*. Dose 4 gr. (0.25 Gm.).

pellicle (*pel'-ik-l*) [*pellis*, skin]. 1. A thin membrane, or cuticle. 2. A film on the surface of a liquid.

pellicula (*pel-ik-ū-lah*) [*pellicula*, dim. of *pellis*, skin]. Epidermis.

pellicular, pelliculous (*pel-ik'-ū-lar, pel-ik'-ū-lus*) [*pelliscula*, dim. of *pellis*, skin]. Of the nature of, or resembling a pellicle; thin-skinned. **p. enteritis,** mucomembranous enteritis.

pelliculate (*pel-ik'-ū-lāt*) [*pellicula*, a small skin]. Covered with a pellicle.

pellidol (*pel'-id-ol*). Trade name of a diacetyl derivative of amido-azotoluol. It is used, like scarlet red, for the treatment of ulcerations. Is used as a 2 % ointment for ulcers and as an epithelial regenerator; soluble in alcohol, ether and vaseline.

pellis (*pel'-is*) [L.]. The skin.

pellitory (*pel'-it-or-e*). See *pyrethrum*.

pellotine (*pel'-ot-ēn*), $C_{13}H_{19}NO_3$. An alkaloid from the Mexican cactus, *Anhalonium williamsi;*

it is hypnotic, and is used chiefly in the form of the hydrochloride. Dose ⅛–1 gr. (0.056–0.06 Gm.); subcutaneously ⅛–⅔ gr. (0.02–0.048 Gm.).

pellous (*pel'-us*) [*pellis*, skin]. Dark-skinned.

pellucid (*pel-ū'-sid*) [*pellucere*, to shine through]. Transparent; translucent; not opaque. **p. zone**, the zona pellucida, or inclosing membrane of the mammalian ovum. Also called *zona radiata*.

pelma (*pel'-mah*) [πέλμα, sole]. The lower surface of the toes; also the entire sole of the foot.

pelmatic (*pel-mat'-ik*) [πέλμα, sole]. Relating to the sole of the foot.

pelmatogram (*pel-mat'-o-gram*) [πέλμα, the sole of the foot; γράμμα, a writing]. An imprint of the sole of the foot.

pelohemia, pelohæmia (*pe-lo-he'-me-ah*) [πηλός, mud; αἷμα, blood]. Excessive thickness of the blood.

pelopathist (*pe-lop'-ath-ist*) [πηλός, mud; πόθος, disease]. One who practises pelopathy.

pelopathy (*pe-lop'-ath-e*). The treatment of diseases by the application of mud.

pelor (*pel'-or*) [πέλωρ, a monster]. A fetal monstrosity with some parts abnormally large.

pelosine (*pel'-os-ēn*). An alkaloid derived from *Cissampelos paneira;* thought to be the same as bebeerine.

pelotherapy (*pe-lo-ther'-ap-e*). See *pelopathy*.

peltation (*pel-ta'-shun* [πέλτη, a shield]. The protection afforded by inoculation with a serum.

pelveoperitonitis (*pel'-ve-o-per-it-on-i'-tis*) [*pelvis; peritoneum;* ITIS, inflammation]. Inflammation of the pelvic peritoneum.

pelveoscope (*pel'-ve-o-skōp*) [*pelvis*, σκοπεῖν, to examine]. An instrument for examining the pelvis; a pelvimeter.

pelveoscopy (*pel-ve-os'-ko-pe*). See *pelvioscopy*.

pelvic (*pel'-vik*) [*pelvis*]. Pertaining to the pelvis. **p. abscess**, a suppurative inflammation of the connective tissue of the pelvic cavity, most common in women, and usually associated with puerperal or gonorrheal infection. **p. arch.** Same as *p. girdle*. **p. cellulitis**, inflammation of the connective tissue of the pelvis. **p. fascia**, the fascia lining the pelvic cavity. **p. girdle**, the arch formed by the ilium, ischium, and pubis, or in the higher vertebrates by the two innominate bones. **p. index**, the relation of the anteroposterior to the transverse diameter of the pelvis. **p. inlet**, the superior strait. **p. outlet**, the inferior strait. **p. region**, the region within the true pelvis.

pelvicellulitis (*pel-vis-el-ū-li'-tis*). *Pelvic cellulitis*.

pelvicliseometer (*pel-vik-liz-e-om'-et-er*) [*pelvis;* κλίσις, inclination; μέτρον, measure]. An instrument for determining the inclination and the diameters of the pelvis.

pelvifixation (*pel-ve-fiks-a'-shun*). Surgical fixation of a misplaced pelvic organ.

pelvigraph (*pel'-vig-raf*) [*pelvis;* γράφειν, to write]. An apparatus that automatically records the outline of the pelvic wall.

pelvilithotomy (*pel-ve-lith-ot'-o-me*) [*pelvis;* λίθος, stone; τόμη, cutting]. Removal of a renal calculus from the pelvis of the kidney.

pelvimeter (*pel-vim'-et-er*) [*pelvis;* μέτρον, a measure]. An instrument for measuring the pelvic dimensions.

pelvimetry (*pel-vim'-et-re*) [see *pelvimeter*]. *Pelycometresis*. The measurement of the dimensions of the pelvis. **p. combined**, a combination of external and internal pelvimetry. **p. digital**, pelvimetry by means of the hand. **p., external**, measurement of external diameters of pelvis, to estimate the dimensions of the internal parts. **p., internal**, measurement of the internal dimensions of the pelvis by the hand or by the pelvimeter. **p., manual.** See *p., digital*. See *pelvis*.

Table of Measurements of the Female Pelvis Covered by the Soft Parts

Between iliac spines	26	cm.
Between iliac crests	29	"
External conjugate diameter	20½	"
Internal conjugate diagonal	12¾	"
True conjugate, estimated	11	"
Right diagonal	22	"
Left diagonal	22	"
Between trochanters	31	"
Circumference of pelvis	90	"

pelviolithotomy (*pel-ve-o-lith-ot'-o-me*). Pelvilithotomy.

pelvioperitonitis (*pel-ve-o-per-it-on-i'-tis*). Pelviperitonitis.

pelvioplasty (*pel-ve-o-plas'-te*) [*pelvis;* πλάσσειν, to form]. 1. Pelviotomy for the purpose of enlarging the pelvic outlet. 2. Incision into the pelvis of the kidney.

pelvioscopy (*pel-ve-os'-ko-pe*) [*pelvis*, σκοπεῖν, to examine]. The examination of the pelvis.

pelviostomy (*pel-ve-os'-to-me*) [*pelvis;* στόμα, mouth]. Resection of the pelvis of the kidney, with implantation of ureter into the lower end of the pelvis.

pelviotomy (*pel-ve-ot'-o-me*) [*pelvis*, τομή, a cutting]. Section or cutting of the bones of the pelvis, especially the division of the symphysis pubis in case of difficult labor.

pelviperitonitis (*pel-vi-per-e-ton-i'-tis*) [*pelvis; peritonitis*]. Pelvic peritonitis.

pelvirectal (*pel-ve-rek'-tal*). Relating to the pelvis and the rectum.

pelvis (*pel'-vis*) [L., "a basin"]. 1. A basin or basin-shaped cavity, as the *pelvis* of the kidney. 2. The bony ring formed by the two innominate bones and the sacrum and coccyx. 3. The cavity bounded by the bony pelvis. The pelvis consists of two parts—the *true pelvis* and the *false pelvis*, which are separated by the illiopectineal line. The entrance of the true pelvis, corresponding to this line, is known as the *inlet* or *superior strait;* the *outlet* or *inferior strait* is bounded by the symphysis pubis, the tip of the coccyx, and the two ischia. In measuring the pelvis the *cardinal points of Capuron* are used as landmarks. They are the two illiopectineal eminences and the two sacroiliac joints. **p. æquabiliter justo major**, one equally enlarged in all diameters. **p. æquabiliter justo minor**, a pelvis with all its diameters reduced below the normal. **p., anatomic.** See *p., dynamic*. **p., axis of** (*of inlet or outlet*), a perpendicular to the middle of the anteroposterior diameter. **p., beaked**, one in which the pubic bones are compressed laterally so as to approach each other, and are pushed forward; a condition seen in osteomalacia. **p., brim of**, the entrance to the pelvic cavity, called the inlet, superior strait, margin, or isthmus. **p., cordate**, one with heart-shaped inlet. **p., diameters of**, imaginary lines drawn between certain bony points. (*a*) Of the *inlet:* the *anteroposterior* (sacropubic, or conjugate), from the upper edge of the promontory of the sacrum to a point ¼ of an inch below the upper border of the pubic symphysis; it measures 11 cm.; the *transverse*, from side to side at the widest point, measuring

13½ cm.; the *oblique* (right and left), measuring 12¾ cm. (*b*) Of the *outlet:* the *anteroposterior*, from the tip of the coccyx to the subpubic ligament, measuring 9½ cm.; the *transverse*, between the ischial tuberosities, measuring 11 cm.; the *oblique*, from the under surface of the sciatic ligaments to the junction of the ischiopubic rami. **p., dried.** See *p., dynamic.* **p., dynamic,** the pelvis of a living person (in opposition to the *anatomic* or *dried* pelvis). **p., false,** that part above the iliopectineal line. **p., floor of,** the mass of skin, connective tissue, muscles, and fascia forming the inferior boundary of the pelvis. **p., inclination of.** See *p., obliquity of.* **p., inlet of.** See *inlet.* **p., justo-major.** See *p. æquabiliter justo major.* **p., justominor.** See *p. æquabiliter justo minor.* **p., kyphotic,** one characterized by increase of the conjugate diameter of the inlet, but decrease of the transverse diameter of the outlet, through approximation of the tuberosities of the ischium. **p., malacosteon.** See *p., osteomalacic.* **p., masculine,** one narrowed progressively from above. **p., Naegele's oblique,** a pelvic deformity with ankylosis of one sacroiliac synchondrosis, lack of development of the associated lateral sacral mass, and other defects that distort the diameters and render the conjugate oblique in direction. **p., obliquity of, p., inclination of,** the angle between the axis of the pelvis and that of the body. **p., osteomalacic,** a distorted pelvis characterized by a lessening of the transverse and oblique diameters, with great increase of the anteroposterior diameter. **p., planes of,** imaginary surfaces touching all points of the circumference. The plane of pelvic expansion perforates the middle of the symphysis, the tops of the acetabula, and the sacrum between the second and third vertebræ. Its anteroposterior diameter is 12¾ cm.; its transverse diameter is 12½ cm. The plane of pelvic contraction passes through the tip of the sacrum, the spines of the ischia, and the under surface of the symphysis. Its anteroposterior diameter is 11½ cm.; its transverse diameter is 10½ cm. **p., rhachitic,** one characterized by a sinking in and forward of the sacrovertebral angle, with a flaring outward of the iliac crests and increased separation of the iliac spines. **p., Robert's,** one in which there is an ankylosis

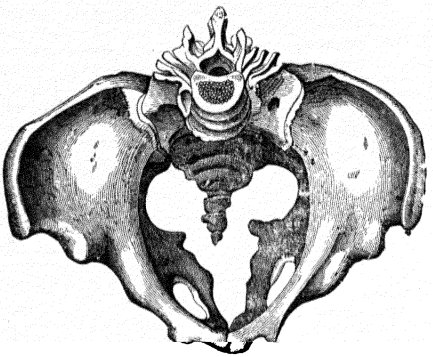

KYPHOTIC PELVIS.

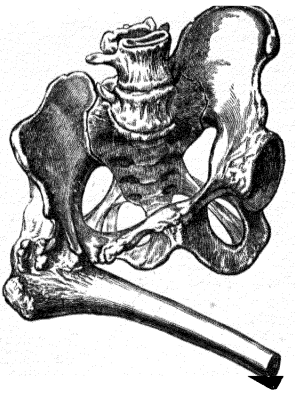

OBLIQUE PELVIS FROM ANKYLOSIS OF HIP JOINT AND DISUSE OF RIGHT LEG.

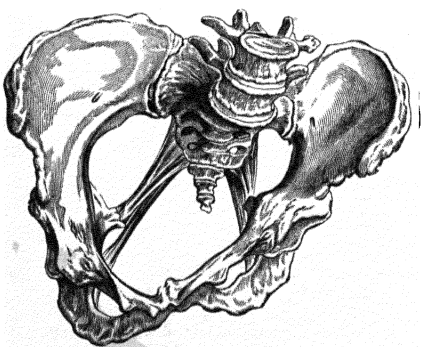

OBLIQUE PELVIS OF NAEGELE.

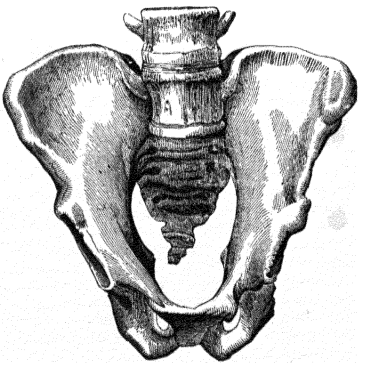

TRANSVERSLY CONTRACTED PELVIS OF ROBERT.

of both sacroiliac joints, with a rudimentary sacrum, both lateral sacral masses being undeveloped, the oblique and transverse diameters being much narrowed. **p., rostrate.** Same as *p., beaked.* **p., simple flat,** one in which the only deformity consists in a shortening of the anteroposterior diameter. **p., spinosa,** a rhachitic pelvis in which the crest of the pubis is very sharp, and presents a spine at the insertion of the psoas parvus. **p., split,** a form in which there is congenital separation of the pubic bones at the symphysis. It is often associated with exstrophy of the bladder. **p., straits of** (*superior* and *inferior*), the planes of the inlet and outlet. **p., true,** the part below the iliopectineal line.

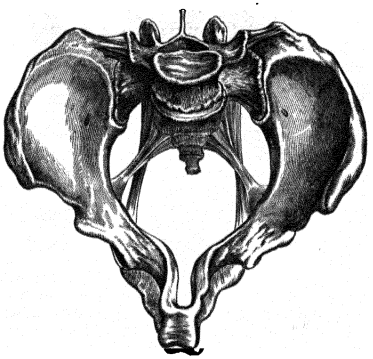

ROSTRATED MALACOSTEON PELVIS IN EARLY STAGE OF DEFORMITY.

pelvisacral (*pel-ve-sa'-kral*) [*pelvis; sacrum*]. Pertaining to the pelvis and the sacrum.

pelvisacrum (*pel-ve-sa'-krum*). The pelvis and sacrum taken conjointly.

pelvisection (*pel-ve-sec'-shun*) [*pelvis; sectio*, a cutting]. A cutting through of one or more of the bones of the pelvis.

pelvisternum (*pel-ve-ster'-num*). The cartilage of the symphysis pubis, supposed to be analogous to the sternum in the thorax.

pelvitherm (*pel'-ve-thurm*) [*pelvis; θέρμη*, heat]. An electrical apparatus for applying heat to the pelvic viscera.

pelvitomy (*pel-vit'-o-me*) [*pelvis; τομή*, a cutting]. Synonym of *pelviotomy*.

pelvitrochanterian (*pel-ve-tro-kan-te'-re-an*). Relating to the pelvis and the great trochanter of the femur.

pelviureterography (*pel-ve-ū-re-ter-og'-ra-fe*). Radiography of pelvis of the kidney, and ureter, after injection of some substance like argyrol.

pelvoscopy (*pel-vos'-ko-pe*). See *pelvioscopy*.

pelycalgia (*pel-ik-al'-je-ah*) [πέλυξ, pelvis; ἄλγος, pain]. Pelvic pain in general.

pelycochirometresis (*pel-ik-o-ki-ro-met-re'-sis*). See *pelycocheirometresis*.

pelycogram (*pel-ik'-o-gram*) [πέλυξ, pelvis; γράμμα, a writing]. A roentgenogram of the pelvis.

pelycography (*pel-ik-og'-ra-fe*) [πέλυξ, pelvis; γράφειν, to write]. A description of the pelvis.

pelycology (*pel-ik-ol'-o-je*) [πέλυξ, pelvis; λόγος, science]. A treatise upon the pelvis.

pelycometer (*pel-ik-om'-et-er*) [πέλυξ, pelvis; μέτρον, measure]. Same as *pelvimeter*.

pelycometresis (*pel-ik-o-met-re'-sis*). *Pelvimetry*.

pelycometry (*pel-e-kom'-et-re*) [πέλυξ, pelvis; μέτρον, measure]. Pelvimetry.

pelycotomy (*pel-ik-ot'-o-me*) [πέλυξ, pelvis; τομή, a cutting]. Division of the os pubis; symphyseotomy. See *pelviotomy*.

pelyocheirometresis (*pel-e-o-ki-ro-met-re'-sis*) [πέλυξ, pelvis; χείρ, hand; μέτρον, measure]. Synonym of *pelvimetry, digital*.

pelyometer (*pel-e-om'-et-er*) [πέλυξ, pelvis; μέτρον, measure]. Same as *pelvimeter*.

pelyometresis (*pel-e-o-met-re'-sis*) [πέλυξ, pelvis; μέτρον, measure]. Same as *pelvimetry*.

pemmican (*pem'-ik-an*) [Amer. Ind.]. A concentrated food consisting of a mixture of the best beef and fat dried together. Sugar is sometimes added, as well as raisins and currents.

pemphigoid (*pem'-fig-oid*) [see *pemphigus*]. Resembling or having the nature of pemphigus.

pemphigus (*pem'-fig-us*) [πέμφιξ, a blister]. An acute or chronic disease of the skin characterized by the appearance of bullæ or blebs. **p. benignus.** Same as *p. vulgaris*. **p. circinatus,** a kind with the bullæ in circles. **p. foliaceus,** a rare form characterized by crops of flaccid blebs containing a turbid fluid. The disease is usually of long duration, but eventually ends fatally. **p. hystericus.** Same as *p. pruriginosus*. **p. malignus.** Same as *p. pruriginosus*. **p. neonatorum,** an acute form occurring in infants and supposed to be due to a microorganism. **p. pruriginosus,** that associated with severe itching, purulent bullæ, and wheals. **p. solitarius,** a form with single blebs. **p. syphiliticus,** a bullous eruption due to syphilis. **p. vegetans,** an affection characterized by sore mouth, followed by some form of dermatitis attended by vesication and then by papillary growths, gradual emaciation and death. Syn., *Neumann's disease*. **p. vulgaris,** a form that is usually chronic, the blebs appearing in successive crops; on healing they leave a pigmented spot. Itching and pain may be present.

pencil (*pen'-sil*) [*penicillus*, pencil]. 1. In pharmacy, a medicated cylindrical stick, as a menthol pencil, is used for local application. 2. An aggregation of light rays meeting in a point.

pendinski ulcer (*pen-din'-ske*). See *furunculus orientalis*.

pendulous (*pen'-dū-lus*) [*pendere*, to hang]. Hanging down loosely.

pendulum-motion. A to-and-fro movement like that of a pendulum sometimes observed in the arms in obscure nervous diseases.

penetrating (*pen'-e-tra-ting*) [see *penetration*]. Entering beyond the surface. **p. power.** See *focal depth*. **p. wound,** one that pierces the wall of a cavity or enters an organ.

penetration (*pen-e-tra'-shun*) [*penetrare*, to pierce]. 1. The act of penetrating or piercing into. 2 Of a microscope, the focal depth. 3. The entrance of the penis into the vagina.

penetrometer (*pen-e-trom'-et-er*). An instrument for measuring the penetrating power of the x-rays.

pengawar, panghawar djambi. The long soft hairs, used as a mechanical styptic, obtained from rhizomes of various ferns of Sumatra and Java, particularly from the genus *Cibotium*.

penial (*pe'-ne-al*) [*penis*]. Pertaining to the penis.

penicillate (*pen'-is-il-āt*) [*penicillus*, a painter's brush or pencil]. Shaped like a pencil of hairs.

penicilliform (*pen-is-il'-if-orm*) [*penicillus*, a pencil, *forma*, form]. Resembling a pencil.

Penicillium (*pen-is-il'-e-um*) [see *penicillate*]. A genus of fungi, of which the *Penicillium glaucum*, or common blue-mold, is a familiar example

penicillus (*pen-is-il'-us*) [*penicillus*, a painter's brush; pl., *penicilli*]. One of the tufts of fine twigs into which the arteries of the spleen subdivide.

penile (*pe'-nīl*) [*penis*]. Pertaining to the penis.

penis (*pe'-nis*) [*pendere*, to hang]. The male organ of copulation. It consists of the corpus spongiosum, inclosing the urethra, the two corpora cavernosa, largely composed of erectile tissue, and the glans. **p. captivus**, one held in the vagina during copulation by spasm of the perineal muscles of the female. **p. cerebri**, the pineal gland. **p. factitious**, an artificial penis. Syn., *fascinum*; *dildoe*. **p. feminis**, the clitoris. **p. lipodermus**. See *paraphimosis*. **p. lunatus**, chordee. **p. muliebris**. Synonym of *p. femininis*. **p. palmatus**, one inclosed by the skin of the scrotum. Syn., *webbed penis*. **p. succedaneus**. See *p. factitious*.

penischisis (*pen-is'-kis-is*) [*penis*; σχίσις, a splitting]. A comprehensive term for epispadias and hypospadias.

penitis (*pe-nī'-tis*) [*penis*; ῖτις, inflammation]. Inflammation of the penis.

penjavar yambi. See *penghawar djambi*.

Penjdeh sore (*penj'-deh*) [*Penjdeh*, a village of Russian Turkestan]. See *furunculus orientalis*.

penniform (*pen'-if-orm*) [*penna*, feather; *forma*, form]. Shaped like a feather; said of certain muscles.

pennyroyal (*pen-e-roi'-al*). See *hedeoma*.

pennyweight (*pen'-e-wāt*) [AS., *pening*, penny; *wegan*, weigh]. A weight of 24 grains.

penologist (*pe nol'-o-jist*). One who makes a study of crime and its cause and prevention.

penology, pœnology (*pe-nol'-o-je*) [ποινή, penalty; λόγος, science]. The science treating of crime, its punishment and prevention; the study of the management of prisons, etc.

penoplasty (*pē'-no-plas-te*) [*penis*; πλάσσειν, to mold]. A plastic operation on the penis.

penoscrotal (*pe-no-skro'-tal*). Pertaining to the penis and the scrotum.

pensioner, Chelsea. See under *Chelsea*.

pent-. A prefix used to signify *five*.

pentabasic (*pen-tab-a'-sik*) [πέντε, five; *basis*, base]. Having five replaceable hydrogen atoms.

pentabromides (*pen-tah-bro'-mīdz*). Trade name of a combination of the bromides of potassium, sodium, lithium, calcium, and ammonium.

pentad (*pen'-tad*) [πέντε, five]. An element or radical having a valence of five.

pentaglucose (*pen-tah-glu'-kōs*). Pentose.

pental (*pen'-tal*) [πέντε, five], C_5H_{10}. Trimethylethylene; it is used os an anesthetic.

pentamethylendiamine (*pen-tah-meth-il-en-di'-amin*). See *cadaverine*.

pentane (*pen'-tān*) [πέντε, five], C_5H_{12}. The fifth member of the paraffin series of hydrocarbons. It is a liquid and occurs in naphtha.

Pentastoma (*pen-tas-to'-mah*) [πέντε, five; στόμα, mouth]. A genus of entozoa, worm-like parasites, generally classed as arthropoda. There are many species, several of which have been found encysted in the human liver and lungs. See *linguatula*.

pentatomic (*pen-tat-om'-ik*) [πέντε, five; ἄτομος, atom]. 1. Containing five atoms. 2. Having five replaceable hydrogen atoms in the molecule.

pentavaccine (*pen-tah-vak'-sēn*) [πέντε, five; *vaccine*]. A vaccine of the dead cultures of typhoid, paratyphoid A. and B., cholera, and Mediterranean fever.

pentavalent (*pen-tav'-al-ent*) [πέντε, five; *valens*, having power]. Having a valence of five.

pentene (*pen'-tēn*) [πέντε, five], C_5H_{10}. Amylene, one of the olefin series of hydrocarbons.

pentosan (*pen'-to-san*). A complex carbohydrate capable of forming a pentose by hydrolysis.

pentosazon (*pen-to'-saz-ōn*). A body occurring in urine, possessing marked reducing qualities, but incapable of fermentation; it represents an abnormality in the total metabolism of the body.

pentose (*pen'-tōs*) [πέντε, five]. Any one of a class of carbohydrates containing five atoms of carbon. The pentoses are not fermentable, and on boiling with dilute hydrochloric acid yield furfurol.

pentosuria (*pen-to-sū'-re-ah*) [*pentose*; οὖρον, urine]. The presence of pentose in the urine. Urine containing pentose reduces Fehling's solution, but does not ferment.

pentoxide (*pen-toks'-id*) [πέντε, five; *oxide*]. An oxide containing five atoms of oxygen.

pentyl (*pen'-til*) [πέντε, five; ὕλη, matter], C_5H_{11}. A univalent hydrocarbon. **p. hydride**, same as *amyl hydride*.

Penzoldt's test for acetone (*pen'-tsōlt*) [Franz *Penzoldt*, German physician, 1849–]. Treat a warm saturated solution of orthonitrobenzaldehyde with the liquid to be tested for acetone, and alkalinize with sodium hydroxide. If acetone is present, the liquid becomes first yellow, then green, and lastly indigo separates, which may be dissolved with a blue color on shaking with chloroform. **P.'s test for glucose in urine**, to a few cubic centimeters of urine add some caustic potash, and enough of a weakly alkaline solution of diazobenzol sulphonic acid to equal the amount of urine. Shake for one-fourth to one-half of an hour to produce foam. A light Bordeaux-red or yellowish-red coloration will result, with a red foam.

Penzoldt and Fischer's test for phenol. Treat a strongly alkaline solution of phenol with a solution of diazobenzol sulphonic acid; a deep red coloration is produced.

peonin (*pe'-o-nin*), $C_{19}H_{18}O_2(NH_2)$. An indicator for alkalies.

peotillomania (*pe-o-til-o-ma'-ne-ah*) [πέος, penis; τίλλειν, to pluck; *mania*]. The habit of constantly pulling the penis; it is not masturbation, but a nervous habit.

peotomy (*pe-ot'-o-me*) [πέος, penis; τομή, a cutting]. Amputation of the penis.

pepana (*pep'-an-ah*). Trade name of a preparation of pepsin and pancreatin so arranged and coated that the pepsin is released in the stomach and the pancreatin in the intestine.

pepo (*pe'-po*) [πέπων, ripe; mellow]. Seed of the pumpkin, *Cucurbita pepo*; it is a teniafuge.

peporesin (*pe-po-rez'-in*). A hard substance in the husk of pumpkin-seeds; it is a vermicide.

pepper (*pep'-er*) [*piper*, from Skt., *pippala*]. The fruit of various species of *Piper*, of the order *Piperaceæ*. **p., black**, the *piper* of the U. S. P.; *piper nigrum* of the B. P., contains a neutral principle, *piperin* (*piperina*, U. S. P.), an acrid resin, and a volatile oil, and is used as a condiment and as a carminative stimulant, and to a slight extent is antiperiodic. Dose 5–20 gr. (0.32–1.3 Gm.). **p., Cayenne**. See *capsicum*. **p., oleoresin of** (*oleoresina piperis*, U. S. P.). Dose ¼–1 min. (0.016–0.065 Cc.). **p., white**, similar to black pepper, but less active.

pepperette (*pep-er-et'*). Olive pits used for adulterating pepper.

peppermint. See *mentha piperita.*

peppermint test. A method of discovering defective drain-pipes by pouring oil of peppermint down the pipes or trap connected with the drain; the odor of the peppermint enters the house if the drain pipe leaks.

pepsalia (*pep-sa'-le-ah*). A digestive salt, probably a mixture of pepsin and sodium chloride.

pepsencia (*pep-sen'-she-ah*). A preparation containing the enzymes of the gastric glands.

pepsic (*pep'-sik*). Same as *peptic.*

pepsin [πέψις, digestion]. A ferment found in the gastric juice, and capable of digesting proteids in the presence of an acid. It splits albumin into antialbumose and hemialbumose, the former of which it separates into two molecules of antipeptone, while the latter is acted upon by trypsin and split into two molecules of hemipeptone. Pepsin is used in medicine to aid digestion. The *pepsinum* of the U. S. P. and B. P. is obtained from the stomach of pigs. Dose 10–15 gr. (0.65–1.0 Gm.). **pepsinum saccharatum,** pepsin mixed with sugar of milk. **pepsini, vinum,** contains 0.3 % of hydrochloric acid. Dose ½–1 oz. (16–32 Cc.).

pepsinate (*pep'-sin-āt*) [πέψις, digestion]. To mix, or prepare, with pepsin.

pepsiniferous (*pep-sin-if'-er-us*) [*pepsin; ferre,* to bear]. Producing pepsin.

pepsinogen (*pep-sin'-o-jen*) [*pepsin;* γεννᾶν, to beget]. The antecedent substance or zymogen of pepsin, present in the cells of the gastric glands, and which during digestion is converted into pepsin.

pepsinogenous (*pep-sin-oj'-en-us*). See *pepsiniferous.*

pepsinum (*pep-si'-num*). See *pepsin.*

pepsis (*pep'-sis*) [πέψις, digestion]. Digestion.

peptamine (*pep'-tam-ēn*). An amine derived from a polypeptide containing a histidine radical.

peptic (*pep'-tik*) [*pepsin*]. 1. Pertaining to pepsin. 2. Pertaining to digestion. **p. glands,** the glands situated in the cardiac and middle thirds of the stomach, and secreting pepsin and hydrochloric acid. **p. ulcer,** the round ulcer of the stomach, due to erosion of the mucous membrane by the gastric juice.

pepticity (*pep-tis'-it-e*) [πέπτειν, to digest]. The state of being peptic; eupepsia.

peptid (*pep'-tid*). A compound of amino-acids intermediate between peptones and the individual amino-bodies.

peptidase (*pep'-tid-ās*). An enzyme which splits peptides to amino-acids.

peptidolytic (*pep-tid-o-lit'-ik*) [*peptid;* λύτικος, solvent]. Causing the digestion or splitting up of peptids into amino-acids.

peptinotoxin (*pep-tin-o-toks'-in*). See *peptotoxin.*

peptization (*pep-ti-za'-shun*). The process by which a piece of a solid material is converted into a colloidal solution, or is dispersed into a liquid medium.

peptobromeigon (*pep-to-brōm'-ig-on*). Trade name of a compound of protein and bromine, suggested as a substitute for bromides.

peptocrinine (*pep-to-krin'-ēn*). An extract derived from the mucosa of the intestine, said to resemble secretin.

peptogaster (*pep-to-gas'-ter*) [πέπτειν, to digest; γαστήρ, belly]. The intestinal canal, or digestive apparatus as a whole.

peptogastric (*pep-to-gas'-trik*) [πέπτειν, to digest; γαστήρ, belly]. Pertaining to the peptogaster; peptic.

peptogen (*pep'-to-jen*) [πέψις, digestion; γεννᾶν, to beget]. A substance that favors the production of pepsin.

peptogenic (*pep-to-jen'-ik*) [*pepsin;* γεννᾶν, to produce]. Producing pepsin or peptones.

peptogenous (*pep-toj'-en-us*) [πέψις, digestion; γεννᾶν, to produce]. Producing pepsin or peptones.

peptoiodeigon (*pep-to-i'-ō-de-gon*). Trade name of a compound of protein and iodine, suggested as a substitute for iodoform.

peptolysis (*pep-tol'-is-is*) [*peptone;* λύσις, destruction]. The hydrolysis or splitting up of peptones.

peptomangan (*pep-to-man'-gan*). A proprietary compound said to consist of iron, manganese, and peptone; used in tuberculosis, etc.

peptone (*pep'-tōn*) [πέπτειν, to cook]. A protein body formed by the action of ferments on albumins during gastric and pancreatic digestion. It may be considered a hydrated albumin. Before the final formation of peptone several similar intermediate compounds are produced, as *hemipeptone* and *antipeptone.* See *pepsin. Amphopeptone* is a mixture of these two. *Propeptone* or hemialbumose is a mixture of several intermediate products. *Parapeptone* is also an intermediate product of digestion and is closely allied to syntonin. *Gelatin-peptone* is a peptone formed in the digestion of gelatin. Peptones are soluble, readily diffusible, are not precipitated by boiling, by nitric acid, or by potassium ferrocyanide; they are precipitated by mercury bichloride, by tannic acid, and by phosphomolybdic acid; they give Millon's test, and the xanthoproteic and biuret reactions; they are levorotatory. **p., albumin-,** a light yellow powder obtained from white of egg by action of pepsin with a little hydrochloric acid; used as a nutrient. **p. anhydride.** See *albuminate.* **p., beef,** true peptone from beef; a light brown powder, soluble in water, used as a nutrient in dyspepsia. **p., casein,** peptonized casein from milk; a yellow, hygroscopic powder used as a nutrient. **p., milk.** See *p., casein.* **p. powder,** a nutrient containing 91 % of peptone. **p.s., test for.** See *Hofmeister.*

peptonemia, peptonæmia (*pep-to-ne'-me-ah*) [*peptone;* αἷμα, blood]. The presence of peptone in the blood.

peptonization (*pep-to-ni-za'-shun*) [*peptone*]. The process of converting proteins into peptones.

peptonic (*pep-ton'-ik*). Pertaining to, or containing, peptone.

peptonize (*pep'-to-nīz*) [*peptone*]. To digest with pepsin; to predigest; to convert into peptones.

peptonoid (*pep'-to-noid*) [πέπτειν, to digest; εἶδος, like]. A substance resembling or claimed to resemble peptones.

peptonoids (*pep'-to-noids*). Trade name of a predigested food.

peptonuria (*pep-to-nū'-re-ah*) [*peptone;* οὖρον, urine]. The presence of peptones in the urine. **p. enterogenous,** peptonuria due to disease of the intestine. **p. hepatogenous,** that accompanying certain liver-affections. **p. nephrogenous,** peptonuria of renal origin. **p., puerperal,** the peptonuria of the puerperal state. **p., pyogenic,** that produced by suppuration in the body.

peptosin (*pep'-to-sin*). Trade preparation of pepsin.

peptothyroid (*pep-to-thi'-roid*). A proprietary peptonized preparation of thyroid extract.

peptotoxin (*pep-to-toks'-in*) [*peptone; τοξικόν*, a poison]. A poisonous ptomaine found in peptones and in putrefying albuminous substances, such as fibrin, casein, brain, liver, and muscle. **p., cholera,** a toxic substance generated by cholera bacillus, and chemically allied to peptone.

peptovarin (*pep-to'-va-rin*). Extract of peptonized ovaries.

pepule (*pep'-ūl*). Trade name for a pill.

per [L.]. A preposition meaning through. **p. anum,** by way of the anus. **p. os,** by the mouth. **p. rectum,** by the rectum. **p. vaginam,** by the vagina. **p. viam,** by the way of.

per-. A prefix with an intensive meaning denoting "very;" also in chemistry denoting the highest of a series

peracephalus (*per-as-ef'-al-us*) [*πέρα*, more than; *ἀκέφαλος*, without a head]. A fetal monstrosity characterized by want of upper extremities, also by malformation or absence of the thorax

peracidity (*per-as-id'-it-e*) [*per*, very; *acidus*, acid]. Excessive acidity.

peracute (*per-ak-ūt'*) [*per*, very; *acutus*, sharp]. Very acute.

peralga (*per-al'-gah*) [*per-*; *ἄλγος*, pain] Trade name of a preparation to prevent pain. said to be amidopyrine diethylbarbiturate.

perarticulation (*per-ar-tik-ū-la'-shun*) [*per; articulation*]. Synonym of *diarthrosis*.

peratodynia (*per-at-o-din'-e-ah*) [*πέρας*, end; *ὀδύνη*, pain]. Pain at the cardiac extremity of the stomach.

perborax (*per-bōr'-aks*). A compound of sodium polyborate and perborate, containing about 4 % of active oxygen; used like borax.

perboric acid. Pyroboric acid.

percaine (*per-ka'-ēn*). A local anesthetic derived from quinoline claimed to be less toxic than stovaine.

perception (*per-sep'-shun*) [*per, capere*, to receive]. 1. The act of receiving impressions through the medium of the senses 2 The faculty receiving such impressions.

perceptive (*per-sep'-tiv*). Pertaining to, or characterized by, perception.

perceptivity (*per-sep-tiv'-it-e*) [*per*, through; *capere*, to receive] The faculty or capability of receiving impressions.

perceptorium (*per-sep-to'-re-um*) *Sensorium.*

perchlorate (*per-klo'-rāt*). See *perchloric* acid.

perchlorhydria (*per-klor-hi'-dre-ah*). See *hyperchlorhydria*.

perchloric acid (*per-klo'-rik*) [*per; χλωρός*, green], $HClO_4$. The highest oxyacid of chlorine. It is a volatile liquid decomposing in contact with organic substances, and forming salts called *perchlorates*.

perchloride (*per-klo'-rīd*). A chloride with the highest chlorine content.

perclusion (*per-kloo'-shun*) [*per*, through; *claudere*, to shut up]. Inability to execute any movement.

percolate (*per'-ko-lāt*) [*percolare*, to strain through]. 1. To submit to the process of percolation. 2. The solution obtained by percolation.

percolation (*per-ko-la'-shun*) [see *percolate*]. The process of extracting the soluble constituents of a substance by allowing the solvent to trickle through a powdered mass placed in a long conical vessel—the *percolator*.

percolator (*per'-ko-la-tor*) [*percolare*, to strain through]. A long conical vessel with a delivery-tube at the lower extremity, employed for the purpose of extracting the soluble constituents of a substance, packed in a percolator, by means of a liquid poured over it.

percuss (*per-kus'*) [*percutere*, to strike]. To perform percussion upon.

percussion (*per-kush'-un*) [*percutere*, to strike through]. A method of physical diagnosis applied by striking upon any part of the body, with a view to ascertaining the conditions of the underlying organs by the character of the sounds elicited. **p., auscultatory,** percussion combined with auscultation. It is best performed by placing a double stethoscope at a fixed point and percussing gently all around. **p., finger,** mediate percussion in which a finger is used as a pleximeter, and a finger of the other hand as a plessor. **p., immediate,** percussion in which the surface is struck directly, without the interposition of a pleximeter. **p., instrumental,** the use of a special hammer as a plexor, either alone or with a plate as a pleximeter. **p., mediate,** percussion in which a pleximeter is used **p.-note,** the sound elicited on percussion. **p., threshold,** percussion in which a glass rod is used as the plessimeter, the glass rod touching the surface of the body by only one extremity. **p.-wave,** the term given to the chief ascending wave of the sphygmographic tracing.

percussopunctator (*per-kus-o-pungk-ta'-tor*) [*percutere*, to beat, *punctare*, to mark]. An instrument resembling a plexor or hammer, consisting principally of a group of needles by means of which multiple punctures are made into the tissues in rheumatism, lumbago, and neuralgia.

percussor (*per-kus'-or*) [*percutere*, to strike through]. He who or that which percusses; a percutor or plessor.

percutaneous (*per-kū-ta'-ne-us*) [*per; cutaneous*]. Performed through the skin, as *percutaneous* faradization **p. reaction,** the reaction given in the Moro test when positive.

percutor (*per-kū'-tor*) [*percutere*, to strike]. An instrument used in the percussion of massage and in therapeutic flagellation

Percy's operation (*per'-se*) [J F *Percy*, American surgeon, 1864–]. A method of destroying cancer tissue by the use of carefully regulated heat The following agents are employed. radiant energy, hot air, hot water, steam, electro-coagulation, fulguration, and the actual cautery.

pereirine (*per-i'-rēn*). An amorphous alkaloid found in the bark of *Geissospermum læve*. Its hydrochloride and valerianate are used as antipyretics.

perencephalia, perencephaly (*per-en-sef-a'-le-ah, per-en-sef'-al-e*) [*πήρα*, a pouch, *ἐγκέφαλος*, brain]. A condition marked by multiple cystic brain tumors.

Perez's bacillus. The supposed microorganism of ozena. **P.'s sign.** A loud friction-murmur heard over the sternum when the patient raises his arms, especially the left, over his head and lets them fall again, it is noted in cases of aneurysm of the arch of the aorta and in mediastinal tumors.

perflation (*per-fla'-shun*) [*perflare*, to blow through]. 1. A method of ventilation by which a current of air blowing against a dwelling is made to force its way in. 2 The act of forcing air into a cavity for the purpose of evacuating fluid.

perforans (*per'-for-anz*) [*perforate*]. Penetrating or perforating, a term applied to a muscle or nerve perforating a part.

perforate (*per'-for-āt*) [*per; forare*, to bore]. In biology, pierced with small holes.

perforated (*per'-for-a-ted*) [*perforate*]. Pierced through. **p. space**, a part of the base of the brain pierced with many small holes for the passage of blood-vessels. The *anterior perforated space* is situated on the inner side of the fissure of Sylvius; the *posterior perforated space*, between the corpora albicantia in front, the pons behind, and the crura cerebri on either side.

perforating (*per'-for-a-ting*) [*perforate*]. Piercing. **p. ulcer.** See *ulcer, perforating.*

perforation (*per-for-a'-shun*) [*perforate*]. 1 The act of piercing or boring into a part; especially the piercing of the fetal head during labor. 2. A hole made through a part or the wall of a cavity.

perforator (*per'-for-a-tor*) [*perforate*]. An instrument for boring through the fetal skull; also for perforating other bones

perforatorium (*per-for-a-to'-re-um*). 1. The pointed process of the spermatozoon head. 2. Same as *cephalotome.*

perforatus (*per-for-a'-tus*) [*perforate*]. Perforated, applied to a muscle which is perforated by another muscle or by a nerve

perfrication (*per-frik-a'-shun*) [*per*, through; *fricare*, to rub] Inunction.

perfrigeration (*per-frij-er-a'-shun*) [*per; frigus*, cold]. Mild frostbite.

perfusion (*per-fū'-zhun*) [*per; fundere*, to pour]. A pouring of fluid into or through; the passage of a fluid through spaces.

pergenol (*per'-jen-ol*). A solid compound of hydrogen dioxide which dissolves in water, forming a solution of H_2O_2

perhydrase milk (*per-hī'-drās*). Milk which has been treated with hydrogen peroxide.

perhydrol (*per-hī'-drol*). Trade name of a 30 per cent solution of hydrogen dioxide

peri- (*per-e-*) [περί, around] A prefix signifying around or surrounding

periacinal, periacinous (*per-e-as'-in-al, per-e-as'-in-us*) [*peri-; acinus*, a grape]. Lying around an acinus.

periadenitis (*per-e-a-den-i'-tis*) [*peri-; ἀδήν*, gland, *itis*, inflammation]. Inflammation of the tissues that surround a gland.

periadventitial (*per-e-ad-ven-tish'-al*) [*peri-; adventitia*] Situated, or occurring, around the adventitia, or external coat of a vessel.

perialgia (*per-e-al'-je-ah*) [*peri*, very, ἄλγος, pain]. A condition of excruciating pain.

perialienitis (*per-e-āl-yen-i'-tis*) [*peri-; alienus*, foreign]. Noninfectious inflammation due to a foreign body. Syn., *perialientis cirrhosa.*

periamygdalar (*per-e-am-ig'-dal-ar*) [*peri-; ἀμύγδαλη*, tonsil]. Around a tonsil.

periamygdalitis (*per-e-am-ig-dal-i'-tis*) [*peri-; ἀμύγδαλη*, tonsil; *itis*, inflammation]. Inflammation around the tonsil; peritonsillitis.

perianal (*per-e-a'-nal*) [*peri-; anus*]. Situated or occurring around the anus

periangiocholitis (*per-e-an-je-o-ko-li'-tis*) [*peri-; ἀγγεῖον*, vessel; *χολή*, bile; *itis*, inflammation]. Inflammation of the connective tissues surrounding the biliary ducts.

periangioma (*per-e-an-je-o'-mah*) [*peri-; ἀγγεῖον*, vessel; *ὄμα*, tumor]. A tumor surrounding a vessel.

periangitis (*per-e-an-ji'-tis*) [*peri; ἀγγεῖον*, a vessel; *itis*, inflammation]. Inflammation of the outer coat of or the tissues surrounding an artery or vein; or inflammation of the tissues surrounding a lymphatic vessel

periaortitis (*per-e-a-or-ti'-tis*) [*peri-; aorta; itis*, inflammation]. Inflammation of the tissues surrounding the aorta

periapical (*per-e-a'-pik-al*) [*peri-; apex*]. About, or adjacent to, the apex of a tooth.

periappendicitis (*per-e-ap-en-dis-i'-tis*). Inflammation of the tissue around the vermiform appendix.

periappendicular (*per-e-ap-en-dik'-ū-lar*). Surrounding the vermiform appendix, or any other appendix.

periapt (*per'-e-apt*) [περίαπτος, hung upon]. An amulet.

periarterial (*per-e-ar-te'-re-al*). Surrounding an artery.

periarteritis (*per-e-ar-ter-i'-tis*). Inflammation of the external sheath of an artery. **p. nodosa**, a thickening of the arterial coats in localized areas, producing nodular swellings.

periarthric (*per-e-ar'-thrik*) [*peri; ἄρθρον*, a joint]. Periarticular.

periarthritis (*per-e-ar-thri'-tis*). Inflammation of the tissues about a joint.

periarticular (*per-e-ar-tik'-ū-lar*). About a joint.

periatrial (*per-e-a'-tre-al*) [*peri-; atrium*]. Situated around the atrium, or auricle, of the heart.

periauricular (*per-e-aw-rik'-ū-lar*) [*peri; auricle*]. 1. Periatrial. 2 Surrounding the external ear.

periaxial (*per-e-aks'-e-al*) [*peri-, axis*] Surrounding an axis. **p. neuritis**, inflammation of the myelin sheath but not of the axis-cylinder of a nerve

periaxillary (*per-e-aks'-il-a-re*). Around the axilla.

periaxonal (*per-e-aks'-on-al*) [*peri-; axon*]. Around an axone.

periblast (*per'-e-blast*) [*peri-; βλαστός*, a germ]. The protoplasm surrounding the nucleus of a cell; periplast.

periblastic (*per-e-blas'-tik*) [*peri-; βλαστός*, a germ]. Pertaining to the periblast. Germinating from the surface of an ovum

periblepsia, periblepsis (*per-e-blep'-se-ah, -sis*) [*peri-; βλέπειν*, to look]. The wild look of a patient in delirium

peribronchial (*per-e-brong'-ke-al*) [*peri-; bronchus*]. Surrounding a bronchus; occurring about a bronchus.

peribronchiolar (*per-e-brong'-ke-o-lar*) [*peri; bronchiole*]. Surrounding the bronchioles

peribronchiolitis (*per-e-brong-ke-o-li'-tis*) Inflammation around the bronchioles.

peribronchitis (*per-e-brong-ki'-tis*). Inflammation of the tissue immediately surrounding the bronchi.

peribrosis (*per-ib-ro'-sis*) [*peri-; βρῶσις*, a feeding]. Ulceration at the canthi of the eyelids.

peribulbar (*per-e-bul'-bar*) [*peri; bulb*]. Surrounding any bulb. See *bulb.*

peribursal (*per-e-bur'-sal*). Surrounding a bursa.

pericæcal (*per-is-e'-kal*). See *pericecal.*

pericanalicular (*per-e-kan-al-ik'-ū-lar*). Surrounding a canaliculus.

pericardiac, pericardial (*per-e-kar'-de-ak, per-e-kar'-de-al*) [*pericardium*]. Pertaining to the pericardium.

pericardicentesis (*per-e-kar-de-sen-te'-sis*) [*pericardium; κέντησις*, a pricking]. Puncture of the pericardium.

pericardiectomy (*per-e-kar-de-ek'-to-me*) [*pericardium; ἐκτόμη*, excision]. Excision of a part of the pericardium.

pericardiolysis (*per-e-kar-de-ol'-is-is*) [*pericardium; λύσις*, loosening]. Cardiolysis.

pericardiophrenic (*per-e-kar-de-o-fren'-ik*) [*pericardium; φρήν*, diaphragm]. Pertaining to the pericardium and the diaphragm.

pericardiopleural (*per-e-kar-de-o-ploo'-ral*). Relating to the pericardium and to the pleuræ.

pericardiorrhaphy (*per-e-kar-de-or'-af-e*) [*pericardium; ῥαφή*, suture]. The suturing of a wound in the pericardium.

pericardiotomy (*per-ik-ar-de-ot'-o-me*) [*pericardium; τομή*, a cutting]. Incision of the pericardium.

pericarditic (*per-ik-ar-dit'-ik*). Pertaining to pericarditis.

pericarditis (*per-e-kar-di'-tis*) [*pericardium; ιτις*, inflammation]. Inflammation of the pericardium. The symptoms are slight fever, precordial pain and tenderness, cough, dyspnea, and rapid pulse. The physical signs vary—in the early stage there is a distinct friction-sound on auscultation, and sometimes a fremitus on palpation. In the stage of effusion there are bulging of the precordia and a triangular area of dulness, the base of which is downward; the heart-sounds are muffled. In chronic pericarditis with adhesions there is often systolic retraction of the precordia. The causes of pericarditis are rheumatism, the acute and chronic infectious diseases, Bright's disease, and extension of inflammation from neighboring parts. **p., adhesive,** that in which the two layers of pericardium tend to adhere. **p., carcinomatous,** that due to carcinoma of the pericardium. **p., dry,** a form without effusion. **p., external,** that affecting the outer layer of the pericardium. **p., fibrinous,** a form in which the membrane is covered with a fibrinous exudate, first soft and buttery in consistence, but later organizing. **p., hemorrhagic,** a form in which the fluid is hemorrhagic. This is the case most often in tuberculous pericarditis, also in scorbutus and in cachectic conditions. **p., localized,** a form giving rise to whitish areas, the so-called milk spots. **p., moist,** that attended by an effusion. **p. obliterans,** a form leading to obliteration of the cavity by the adhesions of the layers. **p., purulent,** a variety in which the effused fluid becomes purulent. **p., serofibrinous,** a form in which there is but little lymph or fibrin, but a considerable quantity of serous fluid. **p., tuberculous,** a form due to tuberculous infection of the pericardium. **p., typhoid,** that in which there are high fever and typhoid symptoms.

pericardium (*per-e-kar'-de-um*) [*peri-; καρδία*, heart]. The closed membranous sac enveloping the heart. Its base is attached to the central tendon of the diaphragm; its apex surrounds for a short distance the great vessels arising from the base of the heart. It consists of an outer fibrous coat, derived from the cervical fascia, and an inner serous coat. The sac normally contains from 5 to 20 Gm. of clear serous liquid. The part in contact with the heart (*visceral pericardium*) is termed the *epicardium;* the other is the *parietal pericardium.* **p., bread-and-butter,** a peculiar appearance produced in fibrinous pericarditis by the rubbing of the two surfaces of the membrane over each other. **p., shaggy,** a pericardium upon which, as the result of fibrinous pericarditis, thick, loose, shaggy layers of fibrin are deposited.

pericardosis (*per-e-kar-do'-sis*). Microbic infection of the perdicarium.

pericardotomy (*per-e-kar-dot'-o-me*) [*pericardium; τομή*, a cutting]. The operation of opening the pericardium.

pericarp (*per'-e-karp*) [*peri; καρπος*, fruit]. The ripe ovary of a flower.

pericaryon (*per-e-kar'-e-on*). Perikaryon.

pericecal (*per-e-se'-kal*) [*peri-; cecum*]. Surrounding the cecum.

pericecitis (*per-e-se-si'-tis*). Perityphlitis.

pericellular (*per-is-el'-ū-lar*) [*peri-; cellula*, a small cell]. Surrounding a cell.

pericemental (*per-e-se-men'-tal*). Pertaining to the pericementum.

pericementitis (*per-e-sem-ent-i'-tis*) [*peri-; cementum*, cement; *ιτις*, inflammation]. Fauchard's disease; progressive necrosis of the dental alveoli.

pericementoclasia (*per-e-se-men-to-kla'-ze-ah*) [*pericementum; κλάσις*, a breaking]. Breaking down of the pericementum with absorption of the alveolar bone.

pericementum (*per-e-sem-ent'-um*). A dense fibrous tissue covering the fang of a tooth.

pericentral (*per-ss-en'-tral*). Situated around a center, or centrum.

pericerebral (*per-e-ser'-e-bral*) [*peri; cerebrum*]. Around the cerebrum.

perichareia (*per-ik-ar-i'-ah*) [*περιχαρής*, very glad]. Sudden vehement, or morbid rejoicing; a symptom in certain insanities.

pericholangitis (*per-e-ko-lan-ji'-tis*). See *periangiocholitis.*

pericholecystitis (*per-ik-ol-e-sis-ti'-tis*) [*peri-; χολή*, bile; *κύστις*, bladder; *ιτις*, inflammation]. Inflammation near or around the gall-bladder.

pericholous (*per-ik'-o-lus*) [*peri-; χολή*, bile]. Excessively bilious.

perichondral (*per-e-kon'-dral*). Relating to the perichondrium.

perichondrial (*per-ik-on-dre'-al*). Pertaining to or resembling perichondrium.

perichondritic (*per-ik-on-drit'-ik*). Pertaining to or affected with perichondritis.

perichondritis (*per-e-kon-dri'-tis*) [*perichondrium; ιτις*, inflammation]. Inflammation of the perichondrium.

perichondrium (*per-e-kon'-dre-um*) [*peri-; χόνδρος*, cartilage]. The fibrous connective tissue covering the surface of cartilage.

perichondroma (*per-ik-on-dro'-mah*) [*peri-; χόνδρος*, cartilage; *ὄμα*, tumor]. A tumor of the perichondrium.

perichord (*per'-ik-ord*) [*peri-; χορδή*, cord]. The sheath of the notochord.

perichordal (*per-ik-or'-dal*). Pertaining to the perichord.

perichoroid, perichoroidal (*per-ik-o'-roid, per-ik-o-roi'-dal*) [*peri-; χόριον, chorion; εἶδος*, like]. Surrounding the choroid.

periclasia (*per-e-kla'-ze-ah*) [*peri; κλάσις*, a breaking]. Synonym of periodontoclasia, *q. v.*

periclasis (*per-ik'-las-is*) [*περικλᾶν*, to twist around]. A comminuted fracture.

periclaustral (*per-e-klaws'-tral*) [*peri; claustrum*]. Surrounding the claustrum of the brain.

pericolitis (*per-e-ko-li'-tis*) [*peri-; colitis*]. Inflammation of the peritoneum or tissues around the colon.

pericolonitis (*per-ik-o-lon-i'-tis*). Same as *pericolitis.*

pericolpitis (*per-e-kol-pi'-tis*). See *paracolpitis.*

periconchal (*per-ik-ong'-kal*) [*peri-; κόγχη*, a shell]. Surrounding the concha of the ear. **p. sulcus,** a

sulcus separating the helix and the convex hinder surface of the concha.

periconchitis (*per-e-kon-ki'-tis*) [*peri-; κόγχη*, the socket of the eye]. Inflammation of the periosteum or lining membrane of the orbit.

pericorneal (*per-e-kor'-ne-al*) [*peri-; cornea*]. Surrounding the cornea.

pericowperitis (*per-e-kow-per-i'-tis*). Inflammation of the tissues about Cowper's glands.

pericoxitis (*per-e-koks-i'-tis*). Inflammation of the tissues around the hip-joint

pericranial (*per-e-kra'-ne-al*) [*pericranium*]. Pertaining to the pericranium.

pericranitis (*per-ik-ra-ni'-tis*). Inflammation of the pericranium.

pericranium (*per-e-kra'-ne-um*) [*peri-; κρανίον*, skull]. The periosteum of the skull. **p. internum.** See *endocranium*.

pericystic (*per-e-sis'-tik*). 1. Surrounding a cyst. 2. Surrounding a bladder either gall-bladder or urinary bladder.

pericystitis (*per-e-sis-ti'-tis*). Inflammation of the peritoneum or other tissue surrounding the bladder.

pericystium (*per-e-sis'-te-um*) [*peri-; κύστις*, a cyst]. 1. The vascular wall of a cyst. 2. The tissues surrounding a bladder.

pericytial (*per-e-sit'-e-al*) [*peri-; κύτος*, a cell]. Surrounding a cell.

peridectomy (*per-e-dek'-to-me*). Same as *peritomy*.

peridendritic (*per-e-den-drit'-ik*). Surrounding a dentrite.

peridental (*per-e-den'-tal*) [*peri-; dens*, a tooth]. Surrounding a tooth or its root; periodontal.

peridentitis (*per-e-den-ti'-tis*) [*peri-; dens*, tooth; *ιτις*, inflammation]. Pyorrhea.

periderm (*per'-id-erm*) [*peri-; δέρμα*, skin]. 1. The cuticle. 2. The Malpighian layer of the skin.

peridermal, peridermic (*per-id-er'-mal, per-id-er'-mik*). Cuticular; pertaining to the periderm.

peridesmic (*per-e-dez'-mik*). Pertaining to the peridesmium; periligamentous.

peridesmitis (*per-id-es-mi'-tis*). Inflammation of the peridesmium.

peridesmium (*per-e-dez'-me-um*) [*peri-; δεσμός*, a band]. The delicate membrane that invests a ligament.

peridiastole (*per-e-di-as'-to-le*) [*peri-; diastole*]. The pause between the systole and diastole.

peridiastolic (*per-e-di-as-tol'-ik*). Prediastolic.

perididymis (*per-e-did'-im-is*) [*peri-; δίδυμος*, a testicle]. The tunica albuginea testis.

perididymitis (*per-e-did-im-i'-tis*) [*perididymis; ιτις*, inflammation]. Inflammation of the perididymis.

peridiverticulitis (*per-e-di-ver-tik-ū-li'-tis*) [*peri; diverticulum; ιτις*, inflammation]. Inflammation of the structures surrounding a diverticulum of the intestines.

periduodenitis (*per-e-dū-od-en-i'-tis*) [*peri-; duodenum; ιτις*, inflammation]. Condition in which the duodenum is adherent to surrounding peritoneum.

periencephalitis (*per-e-en-sef-al-i'-tis*). Inflammation of the pia mater.

periencephalomeningitis (*per-e-en-sef-al-o-men-in-ji'-tis*). See *periencephalitis*.

periendothelioma (*per-e-en-do-the-le-o'-mah*). A tumor originating in the endothelium of the lymphatics and the perithelium of the blood-vessels.

periendymal (*per-e-en'-dim-al*). Same as *periependymal*.

perienteric (*per-e-en-ter'-ik*). Situated around the enteron; perivisceral.

perienteritis (*per-e-en-ter-i'-tis*) [*peri-; ἔντερον*, intestine; *ιτις*, inflammation]. Inflammation of the intestinal peritoneum.

perienteron (*per-e-en'-ter-on*) [*peri-; ἔντερον*, intestine]. The primitive perivisceral cavity; the space between the entoderm and the ectoderm, the forerunner of the schizocele or enterocele.

periependymal (*per-e-ep-en'-dim-al*) [*peri-; ependyma*]. Situated, or occurring, outside the ependyma.

periepithelioma (*per-e-ep-e-the-le-o'-mah*). A tumor originating in the endothelium lining the blood-vessels or lymphatics.

Perier's operation (*per-e-a'*) [Charles *Perier*, French surgeon, 1836–1914.] See under *operations*.

perieresis (*per-e-er'-es-is*) [*περιαιρῖν*, to take off]. A circular incision around a tumor or abscess.

periesophageal, pericesophageal (*per-e-e-so-faj'-e-al*) [*peri-; esophagus*]. Situated, or occurring, just outside of, or around, the esophagus.

periesophagitis, pericesophagitis (*per-e-e-sof-aj-i'-tis*) [*peri-; esophagus; ιτις*, inflammation]. Inflammation of the tissues that surround the esophagus.

perifascicular (*per-e-fas-ik'-ū-lar*) [*peri-; fasciculus*, a fascicle]. Surrounding a fasciculus.

perifibral, perifibrous (*per-if-i'-bral, per-if-i'-brus*) [*peri-; fibra*, a fiber]. Surrounding a fiber.

perifistular (*per-e-fis'-tū-lar*). Around a fistula.

perifolliculitis (*per-if-ol-ik-ū-li'-tis*) [*peri-; folliculus*, follicle, *ιτις*, inflammation]. Inflammation around the hair-follicles.

perifolliculosis (*per-if-ol-ik-ū-lo'-sis*) [*peri-; folliculus*, a follicle; *νόσος*, disease]. A follicular skin-affection.

perigangliitis (*per-ig-ang-gle-i'-tis*) [*peri-; ganglion; ιτις*, inflammation]. Inflammation of the tissues surrounding a ganglion.

periganglionic (*per-ig-ang-gle-on'-ik*) [*peri-; ganglion*]. Situated, or occurring, around a ganglion.

perigastric (*per-ig-as'-trik*) [*peri-; γαστήρ*, stomach]. Surrounding or in the neighborhood of the stomach.

perigastritis (*per-e-gas-tri'-tis*). Inflammation of the peritoneal coat of the stomach.

perigemmal (*per-e-jem'-al*) [*peri-; gemma*, a bud]. Around a bulb or bulb-like structure; a mode of termination of certain nerve fibrils.

periglandulitis (*per-e-gland-ū-li'-tis*). Inflammation of the tissues about a small gland.

periglottic (*per-ig-lot'-ik*) [*peri-; γλῶσσα*, the tongue]. Situated around the base of the tongue and the epiglottis.

periglottis (*per-e-glot'-is*) [*peri-; γλῶττις*, the tongue]. The mucous membrane or villous coating of the tongue.

perignathic (*per-ig-na'-thik*) [*peri-; γνάθος*, jaw]. Situated about the jaw.

perihepatic (*per-e-he-pat'-ik*) [*peri-; ἧπαρ*, liver]. Surrounding, or occurring around, the liver.

perihepatitis (*per-e-hep-at-i'-tis*). Inflammation of the peritoneum surrounding the liver.

perihernial (*per-e-her'-ne-al*). Surrounding a hernia.

perihernary, perihernious (*per-e-her'-ne-a-re, -ne-us*). Applied to tissue immediately about a hernia.

perihysteric (*per-e-his-ter'-ik*) [*peri-; ὑστέρα*, the womb]. Around the uterus; periuterine.

perijejunitis (*per-e-jej-ū-nī'-tis*) [*peri; jejunum; itis*, inflammation]. Inflammation of the tissues surrounding the jejunum.

perikaryon (*per-e-kar'-e-on*) [*peri-; κάρυον*, a nut]. The cytoplasm of a neuron; the cell-body of a nerve.

perikeratic (*per-ik-er-at'-ik*) [*peri-; κέρας*, cornea]. Surrounding the cornea.

perilabyrinthitis (*per-e-lab-ir-inth-ī'-tis*). Inflammation of the part surrounding the labyrinth.

perilaryngeal (*per-e-lar-in'-je-al*) [*peri-; larynx*]. Situated, or occurring, around the larynx.

perilaryngitis (*per-e-lar-in-jī'-tis*) [*peri-; larynx; itis*, inflammation]. Inflammation of the areolar tissue surrounding the larynx.

periligamentous (*per-e-lig-am-en'-tus*). Surrounding a ligament.

perilymph (*per'-e-limf*). The fluid separating the membranous from the osseous labyrinth of the ear.

perilymphangial (*per-il-im-fan'-je-al*) [*peri-; lymph; ἀγγεῖον*, vessel] Situated, or occurring, around a lymphatic vessel.

perilymphangitis (*per-e-lim-fan-jī'-tis*) [*peri-; lymph; ἀγγεῖον*, vessel; *itis*, inflammation]. Inflammation of the tissues surrounding a lymphatic vessel.

perilymphatic (*per-e-lim-fat'-ik*). 1. Pertaining to the perilymph. 2. Situated or occurring about a lymphatic vessel.

perimadarous (*per-e-mad'-ar-us*) [*peri-; μαδαρός*, bald]. Applied to a spreading ulcer with the epiderm peeling off before its advance.

perimandibular (*per-e-man-dib'-ū-lar*) [*peri-; mandible*]. Situated or occurring around or in the neighborhood of the lower jaw.

perimastitis (*per-e-mast-ī'-tis*). Inflammation of the connective tissue surrounding the breast.

perimeningitis (*per-e-men-in-jī'-tis*). Inflammation of the dura mater.

perimeter (*per-im'-et-er*) [*peri-; μέτρον*, a measure]. 1. Circumference or border. 2. An instrument for measuring the extent of the field of vision It consists ordinarily of a flat, narrow, metal plate bent in a semicircle, graduated in degrees, and fixed to an upright at its center by a pivot, on which it is movable. Variously colored discs are moved along the metal plate, and the point noted at which the person, looking directly in front of him, distinguishes the color.

perimetric (*per-im-et'-rik*) [*peri-; μήτρα*, uterus; *μέτρον*, measure]. 1. Situated around the uterus 2. Pertaining to perimetry.

perimetritic (*per-im-et-rit'-ik*). Pertaining to perimetritis.

perimetritis (*per-e-met-rī'-tis*) [*perimetrium; itis*, inflammation]. Inflammation of the peritoneal covering of the uterus.

perimetrium (*per-e-me'-tre-um*) [*peri-; μήτρα*, the womb]. The serous covering of the uterus.

perimetrosalpingitis (*per-e-met-ro-sal-pin-jī'-tis*). A collective name for periuterine inflammations.

perimetry (*per-im'-et-re*) [*perimeter*]. The measuring of the field of vision.

perimyelis (*per-im-ī'-el-is*) [*peri-; μυελός*, marrow]. The medullary membrane or endosteum; the areolar envelope of the bone-marrow; the pia mater of the spinal cord.

perimyelitis (*per-e-mi-el-ī'-tis*). Inflammation of the pia mater of the spinal cord.

perimyoendocarditis (*per-e-mi-o-en-do-kar-dī'-tis*). Combined pericarditis, myocarditis, and endocarditis.

perimyositis (*per-e-mi-o-sī'-tis*). Inflammation of the cellular tissue around a muscle.

perimysial (*per-e-mis'-e-al*) [*peri-; μῦς*, muscle]. Of the nature of, or pertaining to, perimysium; enveloping a muscle.

perimysiitis (*per-im-is-e-ī'-tis*) [*peri-; μῦς*, muscle; *itis*, inflammation]. Inflammation of the perimysium.

perimysium (*per-e-mis'-e-um*) [*peri-; μῦς*, muscle]. The connective tissue enveloping the primary bundles of muscle-fibers. **p. externum**, the epimysium. **p. internum**, the endomysium.

perineal (*per-in-e'-al*) [*perineum*]. Pertaining to the perineum. **p. body**, the mass of tissue composed of skin, muscle, and fascia, occupying the interval between the vagina and the rectum of the woman. **p. cystotomy**, cystotomy performed through a perineal incision. **p. fossa**, the ischiorectal fossa. **p. hernia**, a hernia perforating the perineum by the side of the rectum or between the rectum and the bladder or the vagina. **p. section**, incision through the perineum for the relief of urethral stricture, the removal of calculi from the bladder, or the relief of other morbid conditions.

perineauxesis (*per-in-e-awks-e'-sis*) [*perineum; ἄυξησις*, growth]. Any operation for the repair of a lacerated perineum.

perineo- (*per-in-e-o-*) [*perineum*]. A prefix meaning relating to the perineum.

perineocele (*per-in-e'-o-sēl*) [*perineo-; κήλη, hernia*]. Perineal hernia.

perineocolporectomyomectomy (*per-in-e-o-kol-po-rek-to-mi-o-mek'-to-me*). Excision of a myoma by incision of the perineum, vagina, and rectum.

perineoplasty (*per-in-e'-o-plas-te*) [*perineo-; πλάσσειν*, to form]. Plastic operation upon the perineum.

perineorrhaphy (*per-in-e-or'-a-fe*) [*perineo-; ῥαφή*, suture]. Suture of the perineum, usually for the repair of a laceration caused during labor.

perineoscrotal (*per-in-e-o-skro'-tal*). Relating to the perineum and scrotum.

perineosynthesis (*per-in-e-o-sin'-thes-is*) [*perineum; συνθέσις*, a placing together]. A plastic operation upon the perineum in which a graft of vaginal mucosa is made to cover the wound; a variety of perineorrhaphy.

perineotomy (*per-in-e-ot'-o-me*) [*perineo-; τομή*, a cutting]. Incision through the perineum.

perineovaginal (*per-in-e-o-vaj'-in-al*). Relating to the perineum and vagina.

perineovaginorectal (*per-in-e-o-vaj-in-o-rek'-tal*). Relating to the perineum, vagina, and rectum.

perinephral (*per-in-ef'-ral*). Same as *perinephric*.

perinephrial (*per-in-ef'-re-al*). Pertaining to the perinephrium

perinephric (*per-e-nef'-rik*) [*peri-; νεφρός*, kidney]. Situated or occurring around the kidney, as *perinephric* abscess.

perinephritic (*per-e-nef-rit'-ik*) [*perinephritis*]. 1. Pertaining to perinephritis. 2. Improperly used instead of perinephric.

perinephritis (*per-e-nef-rī'-tis*). Inflammation of the tissues surrounding the kidney.

perinephrium (*per-e-nef'-re-um*) [*peri-; νεφρός*, kidney]. The connective and adipose tissue surrounding the kidney.

perinephros (*per-e-nef'-ros*). See *perinephrium*.

perineum, perinæum (*per-in-e'-um*) [*περίνεον*, the perineum]. That portion of the body included in the outlet of the pelvis, bounded in front by the pubic arch, behind by the coccyx

and great sacrosciatic ligaments, and at the side by the tuberosities of the ischium. It is occupied by the terminations of the rectum, the urethra, and the root of the penis, together with their muscles, fasciæ, vessels, and nerves.

perineural analgesia (*per-e-nū-ral*) [*peri; νεῦρον*, nerve]. Analgesia resulting from injection of an analgesic solution into the immediate vicinity of a nerve trunk.

perineurial (*per-e-nū'-re-al*) [*peri-; νεῦρον*, nerve]. Relating to the perineurium. **p. lymph-channels,** lymph-spaces surrounding the nerve-trunks, as in the cornea.

perineuritis (*per-e-nū-rī'-tis*) [*perineurium; itis*, inflammation]. Inflammation of the perineurium.

perineurium (*per-e-nū'-re-um*) [*peri-; νεῦρον*, a nerve]. The connective-tissue sheath investing a funiculus or primary bundle of nerve-fibers.

perinuclear (*per-e-nū'-kle-ar*). Surrounding the nucleus.

periocular (*per-e-ok'-ū-lar*) [*peri-; oculus*, eye]. Surrounding the eye. **p. space,** the space between the globe of the eye and the orbital walls.

period (*pē'-re-od*) [*peri-; ὁδός*, way]. The space of time during which anything is in progress or an event takes place. **p. childbearing,** the period, from puberty to the menopause, during which the female is capable of reproducing offspring. **p., dodging,** a colloquial term for the menopause. **p., incubation-.** See *incubation* (2). **p., menstrual, p., monthly,** the menses. **p., reaction.** See *reaction-period*. **p., respiratory,** the interval between two successive inspirations.

periodic (*pe-re-od'-ik*). Recurring at more or less regular intervals

periodicity (*pe-re-od-is'-it-e*) [*period*]. Recurrence at regular intervals

periodocasein (*pe-re-o-do-ka'-se-in*). A proprietary compound of iodine and casein, used in myxedema.

periodology (*pe-re-od-ol'-o-je*) [*period*; *λόγος*, science]. The sum of what is known concerning the tendency of certain diseases and morbid phenomena to recur at stated periods.

periodontal (*per-e-o-don'-tal*) [*peri-; ὀδούς*, tooth]. 1. Surrounding a tooth, as the *periodontal* membrane, that lining the cement of a tooth. 2. Pertaining to the periodontium or to periodontia.

periodontia (*per-e-o-don'-she-ah*) [*peri; ὀδούς*, tooth]. That branch of dentistry concerned in the prevention and treatment of periodontoclasia.

periodontic (*per-e-o-don'-tik*) [*peri; ὀδούς*, tooth]. Same as periodontal, *q. v.*

periodontist (*per-e-o-don'-tist*) [*peri; ὀδούς*, tooth]. One who is versed in and practises periodontia.

periodontitis (*per-e-o-don-tī'-tis*) [*periodontium; itis*, inflammation]. Inflammation of the periodontal membrane.

periodontium (*per-e-o-don'-she-um*) [*peri-; ὀδούς*, tooth]. The membrane surrounding a tooth; the periodontal membrane.

periodontoclasia (*per-e-o-don-to-kla'-se-ah*) [*peri; ὀδούς*, tooth; *κλάσις*, a breaking]. A disease process which produces or tends to produce a breaking down of the periodontium.

periodontology (*per-e-o-don-tol'-o-je*) [*peri; ὀδούς*, a tooth; *λόγος*, discourse]. The science of all that appertains to the periodontium.

periodoscope (*pe-re-od'-o-skōp*) [*period; σκοπεῖν*, to inspect]. A calendar in the form of a movable dial, used in determining the probable date of confinement.

periods (*pe'-re-ods*). The menses.

periodynia (*per-e-o-din'-e-ah*) [*peri-; ὀδύνη*, pain]. Severe general pain throughout the body.

pericœsophageal. Periesophageal.

pericœsophagitis (*per-e-e-sof-aj-ī'-tis*). See *periesophagitis*.

periomphacous (*per-e-om'-fak-us*) [*peri-; ὀμφακωδής*, like unripe grapes]. Immature, unripe; applied to abscesses.

periomphalic (*per-e-om-fal'-ik*) [*peri; ὀμφάλος*, the navel]. Around, or near, the umbilicus.

perion (*per'-e-on*) [*peri-; ᾠόν*, egg]. The decidua.

perionychia (*per-e-o-nik'-e-ah*) [*peri-; ὄνυξ*, nail]. Inflammation around the nails

perionychium (*per-e-on-ik'-e-um*) [*peri-; ὄνυξ*, nail]. The border of epiderm at the root of the nail.

perionyxis (*per-e-o-niks'-is*). Synonym of *perionychia*.

peri-oophoritis (*per-e-o-of-or-ī'-tis*) [*peri-; oophoron; itis*, inflammation] Inflammation of the peritoneum and connective tissue covering the ovary

peri-oophorosalpingitis (*per-e-o-of-or-o-sal-pin-jī'-tis*) [*peri-; oophoron, salpinx; itis*, inflammation]. Inflammation of the tissues surrounding the ovary and oviduct.

peri-oothecitis (*per-e-o-o-thes-ī'-tis*) [*peri; ᾠον*, egg; *θήκη*, a case, *itis*, inflammation]. Perioophoritis.

peri-oothecosalpingitis (*per-e-o-o-the-ko-sal-pin-jī'-tis*). Peri-oophorosalpingitis

periophthalmic (*per-e-off-thal'-mik*). Around the eye.

periophthalmitis (*per-e-off-thal-mī'-tis*) [*peri-; ὀφθαλμός*, eye; *itis*, inflammation]. Inflammation of the tissues surrounding the eye.

periople (*per-e-op'-le*) [*peri-, ὁπλή*, a hoof]. The bands of horny matter which run obliquely inward from the heel of a horse's foot, including the frog between them. Syn., *bar; coronary frog band; perioplic band*

perioptic (*per-e-op'-tik*) [*peri-; ὀπτικός*, seeing]. 1. Surrounding the orbit, or the eye. 2. Of, or pertaining to, the tissues about the eye.

perioptometry (*per-e-op-tom'-et-re*) [*peri-; ὀπτός*, visible; *μέτρον*, a measure]. The measurement of the limits of the visual field.

perioral (*per-e-o'-ral*) [*peri-; os, oris*, the mouth]. Surrounding the mouth, circumoral.

periorbit, periorbita (*per-e-or'-bit, per-e-or'-bit-ah*) [*peri-; orbita*, orbit]. The periosteum of the eye-socket

periorbital (*per-e-or'-bit-al*). 1. Surrounding the orbit 2. Pertaining to the periorbita.

periorbitis (*per-e-or-bit-ī'-tis*) [*peri-; orbita*, orbit; *itis*, inflammation] Inflammation of the periorbita.

periorchitis (*per-e-or-kī'-tis*). Inflammation of the tissues surrounding the testicle. **p. adhæsiva,** a form in which adhesions are formed between the two layers of the tunica vaginalis. **p. prolifera,** periorchitis associated with proliferation of the connective-tissue elements of the tunica albuginea.

periost (*per'-e-ost*). Same as *periosteum*.

periosteal (*per-e-os'-te-al*) [*periosteum*]. Pertaining to the periosteum.

periosteitis (*per-e-os-te-ī'-tis*). See *periostitis*.

periosteoma (*per-e-os-te-o'-mah*) [*peri-; ὀστέον*, bone; *ὄμα*, tumor]. An osteoma developed from the periosteum

periosteomedullitis, periostomedullitis. See *periosteomyelitis.*

periosteomyelitis (*per-e-ost-e-o-mi-el-i'-tis*) [*periosteum; osteomyelitis*]. Inflammation of the periosteum and medulla of a bone.

periosteophyma (*per-e-os-te-o-fi'-mah*) [*peri-; ὀστέον*, bone; *φῦμα*, growth]. Swelling of the periosteum; also, a periosteophyte.

periosteophyte (*per-e-os'-te-o-fīt*) [*peri-; ὀστέον*, bone; *φυτόν*, growth]. A morbid osseous formation upon or proceeding from the periosteum.

periosteorrhaphy (*per-e-os-te-or'-af-e*) [*periosteum; ῥαφή*, a suture]. Suturing together the edges of a severed periosteum.

periosteosis (*per-e-os-te-o'-sis*). 1. Synonym of *persostosis*. 2. See *periosteoma*. 3. The formation of a tumor of the periosteum.

periosteosteitis, periostitis (*per-e-ost-e-os-te-i'-tis, per-e-ost-i'-tis*). Simultaneous periostitis and osteitis.

periosteotome (*per-e-os'-te-o-tōm*) [*persosteum; τομή*, a cutting]. An instrument for incising the periosteum and scraping it from the bone.

periosteotomy (*per-e-os-te-ot'-o-me*) [see *periosteotome*]. The operation of incising the periosteum.

periosteous (*per-e-os'-te-us*). Same as *periosteal.*

periosteum (*per-e-os'-te-um*) [*peri-; ὀστέον*, bone]. A fibrous membrane investing the surfaces of bones, except at the points of tendinous and ligamentous attachment and on the articular surfaces, where cartilage is substituted. **p. alveolare,** periodontium. **p. cranii,** pericranium.

periostitic (*per-e-os-tit'-ik*) [*peri-; ὀστέον*, bone; *itis*, inflammation]. Pertaining to, resembling, or affected with, periostitis

periostitis (*per-e-os-ti'-tis*) [*periosteum; itis*, inflammation]. Inflammation of the periosteum. It may be acute or chronic, the latter being the more frequent form. Acute periostitis is either traumatic or the result of infection; the chronic is due to traumatism, syphilis, tuberculosis, or actinomycosis. In the acute there are swelling and diffuse suppuration, with fever and other constitutional symptoms; in the chronic, pain, which is usually worse at night, swelling, and tenderness. **p. albuminosa,** a mild form of inflammation characterized by the formation of a clear, ropy, albuminous liquid resembling synovia. It is most common in the young, and is unaccompanied by fever. **p., dental,** inflammation of the investing membrane of the roots of the teeth. **p., diffuse,** a serious inflammation usually involving the periosteum of long bones. **p., hemorrhagic,** that accompanied by bleeding between the periosteum and the bone.

periostoma (*per-e-os-to'-mah*) [*peri-; ὀστέον*, bone; *ὄμα*, tumor]. Any morbid osseous growth occurring on or surrounding a bone.

periostosis (*per-e-os-to'-sis*) [*peri-; ὀστέον*, bone]. An osseous formation on the exterior of a bone.

periostosteitis (*per-e-os-tos-te-i'-tis*) [*periosteum; osteitis*]. Inflammation of bone with its periosteum.

periostotome (*per-e-os'-to-tōm*). Periosteotome.

periostotomy (*per-e-os-tot'-o-me*). Synonym of *periosteotomy.*

periotic (*per-e-o'-tik*) [*peri-; οὖς*, ear]. 1. Situated about the ear. 2. Of or pertaining to the parts immediately about the internal ear. 3. The petrous and mastoid parts of the temporal bone.

periovaritis (*per-e-o-var-i'-tis*). See *perioophoritis.*

periovular (*per-e-o'-vŭ-lar*) [*peri-; ovum*, egg]. Surrounding the ovum.

peripachymeningitis (*per-e-pak-e-men-in-ji'-tis*) [*peri-; pachymeningitis*]. Inflammation of the connective tissue between the dura mater and the bone.

peripancreatitis (*per-e-pan-kre-at-i'-tis*). Inflammation of the tissues about the pancreas.

peripapillary (*per-ip-ap'-il-a-re*) [*peri-; papilla*, a papilla]. Occurring or situated around the circumference of a papilla, and especially of the optic disc.

peripatetic (*per-ip-at-et'-ik*) [*peri-; πατεῖν*, to walk]. Walking about, as in "walking typhoid."

peripenial (*per-ip-e'-ne-al*) [*peri-; penis*]. Surrounding the penis.

peripenic muscle (*per-e-pe'-nik*) [*peri; penis*]. A continuation of some of the fibers of the dartos of the scrotum beneath the skin of the penis.

periphacitis (*per-if-a-si'-tis*). Inflammation of the periphacus.

periphacus (*per-if-a'-kus*) [*peri-; φακός*, crystalline lens]. The capsule surrounding the crystalline lens.

peripharyngeal (*per-if-ar-in'-je-al*) [*peri-; φάρυγξ*, the throat]. Surrounding the pharynx.

peripherad (*per-if'-er-ad*) [*periphery; ad*, toward]. Toward the periphery.

peripheral, peripheric (*per-if'-er-al, per-if-er'-ik*) [*periphery*]. Pertaining to or placed near the periphery.

peripheraphose (*per-if'-er-a-fōz*). See under *phose.*

peripheric (*per-if-er'-ik*). Synonym of *peripheral.*

peripherocentral (*per-if-er-o-sen'-tral*). Relating to the center and periphery.

peripherophose (*per-if'-er-o-fōz*). See under *phose.*

periphery (*per-if'-er-e*) [*peri-; φέρειν*, to carry]. Circumference; the external surface.

periphlebitic (*per-if-leb-it'-ik*). Pertaining to, affected with, or of the nature of, periphlebitis.

periphlebitis (*per-if-leb-i'-tis*). Inflammation of the tissues about a vein.

periplasm (*per'-i-plazm*) [*peri-; πλάσμα*, anything formed]. A delicate hyaline layer around animal cells.

periplast (*per'-ip-last*) [*peri-; πλάσσειν*, to mold, form]. 1. The periblast or matrix of a part or organ. 2 The intercellular substance, or stroma. 3. The attraction-sphere. **p., daughter,** the centrosome.

periplastic (*per-ip-las'-tik*). 1. Of or pertaining to or resembling the matrix or periplast of a part or organ. 2. The cell-substance about the nucleus or endoplast; perinuclear protoplasm.

peripleuritis (*per-e-ploo-ri'-tis*). Inflammation of the tissues surrounding the pleura.

Periploca (*per-ip'-lo-kah*) [*peri-; πλέκειν*, to twine]. A genus of plants of the order *Asclepiadeæ. P. græca* is a European species naturalized in western New York. The leaves are used as an emollient; the milky juice has been used to poison animals; the bark contains a glucoside, *periplocin.*

periplocin (*per-ip'-lo-sin*), $C_{30}H_{48}O_{12}$. A crystalline glucoside from the bark of *Periploca græca.* It is a powerful cardiac poison used subcutaneously in heart disease. Maximum daily dose $\frac{1}{64}$ gr. (0.001 Gm.).

peripneumonia, peripneumonitis (*per-e-nū-mo'-ne-ah, per-e-nū-mo-ni'-tis*). 1. Pneumonia. 2. Pleuropneumonia. **p. notha,** the false pneumonia of the older writers; congestion of the lungs.

peripolar (*per-e-po'-lar*) [*peri-; pole*]. Surrounding a pole or the poles.

periportal (*per-e-por'-tal*) [*peri-; porta*, door]. Surrounding the portal vein. **p. carcinoma, a**

primary carcinoma developing around the portal vein, beginning at its entrance into the liver, thence, extending along the portal vessels to the remote branches.

periproctal, periproctic (*per-ip-rok'-tal, per-ip-rok'-tik*) [*peri-; πρωκτός*, anus]. Surrounding the anus or rectum.

periproctitis (*per-e-prok-ti'-tis*). Inflammation of the areolar tissue about the rectum or anus.

periprostatic (*per-ip-ros-tat'-ik*) [*peri-; prostate*]. Situated or occurring around the prostate.

periprostatitis (*per-ip-ros-tat-i'-tis*) [*peri-; prostate; ιτις*, inflammation]. Inflammation of the tissue situated around the prostate.

peripyemia (*per-ip-s-e'-me-ah*) [*peri-; pyemia*]. Suppuration about an organ or tissue.

peripylephlebitis (*per-ip-i-le-fleb-i'-tis*) [*peri-; πύλη*, gate, porta; *phlebitis*]. Inflammation of the tissues surrounding the portal vein, or of its ectal coat.

peripylic (*per-e-pi'-lik*) [*peri; πύλη*, gate, porta]. Surrounding the portal vein.

peripyloric (*per-e-pi-lor'-ik*) [*peri; pylorus*]. Surrounding the pylorus.

perirectal (*per-e-rek'-tal*) [*peri-; rectum*]. About the rectum.

perirectitis (*per-e-rek-ti'-tis*). See *periproctitis*.

perirenal (*per-e-re'-nal*) [*peri-; ren*, kidney]. Around the kidney.

perirhinal (*per-ir-i'-nal*) [*peri-; ῥίς*, nose]. Situated about the nose or nasal fossæ.

perisalpingitis (*per-e-sal-pin-ji'-tis*). Inflammation of the peritoneal covering of the Fallopian tube.

perisalpingo-ovaritis (*per-e-sal-pin-go-o-va-ri'-tis*). See *peri-oophorosalpingitis*.

perisalpinx (*per-is-al'-pingks*) [*peri-; σάλπιγξ*, tube]. The peritoneum covering the upper border of the Fallopian tube.

periscelis (*per-is'-kel-is*) [*peri-; σκέλος*, leg]. Herpes occurring around the leg where the garter binds it.

periscleritis (*per-e-skle-ri'-tis*). See *episcleritis*.

periscopic (*per-e-skop'-ik*) [*peri-; σκοπεῖν*, to see]. Designed for looking around, as a *periscopic* lens. See *lens, periscopic*.

perisigmoiditis (*per-is-sg-moi-di'-tis*) [*peri-; sigmoid; ιτις*, inflammation]. Inflammation of the tissues, especially the peritoneum, covering the sigmoid flexure of the colon.

perisinal, perisinous, perisinuous (*per-e-si'-nal, -nus, -sin'-ū-us*). Surrounding a sinus.

perisinuitis, perisinusitis (*per-e-ss-nū-i'-tis, -si'-tis*). Inflammation of the tissue about a sinus, especially a cerebral sinus.

perispermatitis (*per-is-per-mat-i'-tis*). Inflammation around the spermatic cord, with an effusion of fluid; a funicular hydrocele.

perisplanchnic (*per-e-splank'-nik*) [*peri; σπλάγχνα*, viscera]. Surrounding a viscus or viscera.

perisplanchnitis (*per-e-splank-ni'-tis*) [*peri; σπλάγχνα*, viscera; *ιτις*, inflammation]. Inflammation of the peritoneum or other tissues immediately surrounding a viscus or viscera.

perisplenic (*per-is-plen'-ik*) [*peri-; spleen*]. Situated or occurring near the spleen.

perisplenitis (*per-e-splen-i'-tis*). Inflammation of the peritoneal coat of the spleen.

peri pondylic (*per-e-spon-dil'-ik*) [*peri; σπόνδυλος*, a vertebra]. Around a vertebra.

perispondylitis (*per-e-spon-dil-i'-tis*). Inflammation of the tissues around a vertebra. **p., Gibney's**, a painful condition of the muscles of the spine.

perissad (*per'-is-ad*) [*περισσός*, odd]. 1. Having an uneven quantivalence, as nitrogen, the quantivalence of which is three or five. 2. An element having such a quantivalence.

peristalsis (*per-e-stal'-sis*) [*peri-; στάλσις*, constriction]. A peculiar wave-like movement seen in tubes provided with longitudinal and transverse muscular fibers. It consists in a narrowing and shortening of a portion of the tube, which then relaxes, while a lower portion becomes shortened and narrowed. By means of this movement the contents of this tube are forced toward the opening. **p., reversed**, peristaltic movement opposite to the normal direction.

peristaltic (*per-e-stal'-tik*) [*peristalsis*]. Pertaining to or resembling peristalsis. **p. unrest**, a common symptom of neurasthenia, consisting in increased peristaltic movements of the stomach coming on shortly after eating, with borborygmus and gurgling.

peristaltin (*per-e-stal'-tin*). A glucoside, readily soluble in water, derived from *Rhamnus purshiana*.

peristaphyline (*per-e-staf'-il-in*) [*peri-; σταφυλή*, uvula]. Situated near the uvula.

peristaphylitis (*per-e-staf-il-i'-tis*) [*peri-; σταφυλή*, uvula; *ιτις*, inflammation]. Inflammation of the tissues surrounding the uvula.

peristerna (*per-e-ster'-nah*) [*peri-; sternum*]. A name for the lateral portions of the chest.

peristole (*per-ss'-to-le*). Peristalsis.

peristoma (*per-is-to'-mah*). See *peristome*.

peristomal (*per-is-to'-mal*) [*peri-; στόμα*, mouth]. Surrounding the mouth.

peristomatous (*per-is-to'-mat-us*) [*peri-; στόμα*, mouth]. Surrounding the mouth.

peristome (*per'-is-tōm*) [*peri-; στόμα*, the mouth]. In biology; (*a*) the parietal region surrounding the mouth, as the oral disc of a polyp; (*b*) the fringe of hair-like appendages about the orifice of a moss capsule.

peristroma (*per-e-stro'-mah*) [*peri-; στρῶμα*, covering]. The internal layer of a tube-like covering. The villous coat of the intestine.

peristrumitis (*per-e-stru-mi'-tis*) [*peri-; struma*, goiter]. Inflammation of the tissues around a goiter.

peristrumous (*per-e-stru'-mus*) [*peri-; struma*, goiter]. Situated around or alongside a goiter.

perisynovial (*per-is-i-no'-ve-al*) [*peri-; synovial*]. Situated or occurring around a synovial membrane.

perisystole (*per-e-sis'-to-le*). The slight interval between the diastole and systole.

perisystolic (*per-e-sis-tol'-ik*). Presystolic.

peritectomy (*per-it-ek'-to-me*) [*περι*, around; *ἐκτόμη*, excision]. Excision of a ring of conjunctiva around, and near to, the cornea.

peritendineum (*per-e-ten-din'-e-um*) [*peri-; tendo*, tendon]. The tissue surrounding the tendons like a sheath.

peritendonitis (*per-e-ten-don-i'-tis*) [*peri-; tendon; ιτις*, inflammation]. 1. Peritenonitis. 2. Inflammation of the tissues surrounding a tendon. 3. Specifically, such an inflammation around the tendo Achillis.

peritenon (*per-e-ten'-on*) [*peri-; τενών*, tendon]. Sheath of a tendon.

peritenonitis (*per-e-ten-on-i'-tis*) [*peri-; τενών*, tendon; *ιτις*, inflammation]. Inflammation of the sheath of a tendon.

perithelial (*per-e-the'-le-al*). Relating to the perithelium.

perithelioma (*per-e-the-le-o'-mah*) A tumor originating in the perithelium of a vessel

perithelium (*per-e-the'-le-um*) [*peri-*, θηλή, nipple] The layer of cells surrounding the capillaries and smaller vessels

perithoracic (*per-e tho-ras'-ik*) [*peri-*, *thorax*] Situated or occurring around the thorax

perithyroiditis (*per-e-thi-roid-i'-tis*) [*peri-*, *thyroid*, *itis*, inflammation] Inflammation of the capsule of the thyroid gland

peritome (*per-it'-om-e*) [*peri-*, τομη, a cutting] Circumcision

peritomist (*per-it'-o-mist*) [see *peritome*] One who performs peritomy

peritomize (*per-it'-om-īz*) [see *peritome*] To perform peritomy upon a person

peritomy (*per-it'-om-e*) [see *peritome*] 1 The removal of a strip of conjunctival and subconjunctival tissue from about the cornea for the relief of pannus 2 Circumcision

peritonæum (*per-it on-e'-um*) See *peritoneum*

peritoneal (*per-it-on-e'-al*) [*peritoneum*] Pertaining to the peritoneum

peritonealgia (*per it-on e al'-je-ah*) [*peritoneum*, ἄλγος, pain] Neuralgia of the peritoneum

peritoneopathy (*per-it on-e op'-a-thē*) [*peritoneum*; πάθος, suffering] Any disease of the peritoneum

peritineopericardial (*per-it in e o-per-e kar'-de-al*) [*peritoneum*, *pericardium*] Pertaining to the peritoneum and the pericardium

peritoneopexy (*per-it-on-e-o-peks'-e*) [*peritoneum*, πῆξις a fixing in] Fixation of the uterus by the vaginal route in the treatment of retroflexions of this organ

peritoneorrhexis (*per-it-on-e-or-eks'-is*) [*peritoneum*, ῥῆξις, rupture] Rupture of the peritoneum

peritoneotomy (*per-it-on-e-ot'-o-me*) [*peritoneum*, τομή, a cutting] Incision into the peritoneum

peritoneum (*per it-on-e'-um*) [*peri-*, τείνειν, to stretch] The serous membrane lining the interior of the abdominal cavity and surrounding the contained viscera

peritonism (*per'-it-on-izm*) 1 A false peritonitis soon yielding to treatment 2 A complex of serious phenomena complicating peritonitis or diseases of those parts covered by peritoneum

peritonitic (*per-it-on-it'-ik*) [*peritoneum*, *itis*, inflammation] Pertaining to or affected with peritonitis

peritonitis (*per-it-on-it'-is*) [*peritoneum*, *itis*, inflammation] Inflammation of the peritoneum It may be acute or chronic *Acute peritonitis* may be due to exposure to cold and wet (*idiopathic peritonitis*), traumatism, perforation of an abdominal viscus, extension from neighboring parts, rheumatism, or Bright's disease The symptoms are moderate fever, a wiry pulse, abdominal pain, tenderness, and distention, the patient lies on his back with the thighs flexed, there are vomiting and constipation *Chronic peritonitis* is due to tuberculosis, syphilis, carcinoma, nephritis, or it may be the sequel of an acute attack **p., adhesive,** peritonitis with adhesion between the parietal and visceral layers **p., diffuse,** that affecting the entire peritoneum **p., parietal,** inflammation of the serous lining of the peritoneal cavity **p., permeation,** that produced by the penetration of the healthy intestinal wall by bacteria **p., puerperal,** that following labor, and usually due to septic infection **p., septic,** peritonitis due to the microorganisms of suppuration **p., serous, p. serosa,** that accompanied by liquid exudation **p., tuberculous,** that due to the deposit of miliary tubercles upon the peritoneum

peritonsillar (*per-e-ton'-sil-ar*) [*peri-*, *tonsil*] About the tonsil

peritonsillitis (*per-e-ton-sil-i'-tis*) [*peri-*, *tonsilla*, tonsil, *itis*, inflammation] Inflammation of the tissues surrounding the tonsil

peritracheal (*per-it-ra'-ke-al*) [*peri-*, *trachea*] Surrounding the trachea

peritracheitis (*per-it-ra-ke-i'-tis*) [*peri-*, *trachea*, *itis*, inflammation] Inflammation of the connective tissue about the trachea

Peritricha (*per-it'-rik-ah*) [*peri-*, θρίξ, hair] A group of bacteria having flagella projecting from the sides as well as the poles

peritrichous (*per-it'-rik-us*) [*peri-*, θρίξ a hair] Having a band of cilia or flagella around the body

peritrochanteric (*per-e-tro kan ter' ik*) Situated about a trochanter

perityphlic (*per-e-tif'-lik*) [*peri-*, τυφλός, cecum] Surrounding the cecum

perityphlitic (*per-e tif-lit'-ik*) [*peri-*, τυφλός, cecum, *itis*, inflammation] Of the nature of or affected with perityphlitis

perityphlitis (*per-e-tif li' tis*) Inflammation of the peritoneum surrounding the cecum and appendix

periumbilical (*per e-um bil' ik-al*) Surrounding the umbilicus

periungual (*per-e-ung'-wal*) [*peri-*, *unguis*, a nail] Around the nail

periureteric (*per-e-u-re ter'-ik*) [*peri-*, *ureter*] Surrounding one or both ureters

periureteritis (*per-e-ū-re-ter-i' tis*) Inflammation of the tissues around a ureter

periurethral (*per-e-ū-re' thral*) Surrounding the urethra

periurethritis (*per-e ū-re thri'-tis*) [*peri-*, *urethra*, *itis*, inflammation] Inflammation of the connective tissue about the urethra

periuterine (*per-e-u'-ter in*) [*peri-*, *uterus*] About the uterus

periuvular (*per-e-ū'-vū-lar*) [*peri-*, *uvula*] Situated near the uvula

perivaginal (*per-e-vaj'-in-al'*) About the vagina

perivaginitis (*per-e-vaj in-i' tis*) Synonym of *paracolpitis*

perivascular (*per-e-vas'-kū lar*) About a vessel.

perivasculitis (*per iv-as-kū li'-tis*) [*peri-*, *vasculum*, vessel *itis*, inflammation] Inflammation of the vessel-walls, or of the perivascular sheaths

perivenitis (*per iv e-ni'-tis*) [*peri-*, *vena*, vein, *itis*, inflammation] Inflammation around a vein

perivenous (*per-iv-e'-nus*) [*peri-*, *vena*, vein] Investing a vein, occurring around a vein

pervertebral (*per-e-ver'-te-bral*) Surrounding a vertebra

perivesical (*per-iv es'-ik-al*) [*peri-*, *vesica*, bladder] Situated about or surrounding the bladder

perivisceral (*per-iv-is'-er-al*) [*peri-*, *viscus*, viscus] Surrounding a viscus or viscera, occurring about a viscus

perivisceritis (*per-e-vis-er-i'-tis*). Perisplanchnitis

perivitelline (*per-iv-it'-el-in*) [*peri-*, *vitellus*, yolk] Surrounding the vitellus or yolk **p. space,** the space between the zona pellucida and vitellus

perixenitis (*per-e-zen-i'-tis*) [*peri-*, ξένος, a stranger, *itis*, inflammation] Inflammation around a foreign body embedded in the tissues

perizona (*per-iz-o'-nah*) [*peri-*, ζώνη, girdle] 1. A girdle, *q. v.*, also, a truss 2 Herpes zoster.

Perkinism (*per'-kin-izm*) [Elisha *Perkins*, American physician, 1740–1810]. Drawing over the affected part the ends of two rods of different metals. Syn., *tractoration*.

perle (*perl*) [Fr. and Ger., "a pearl"; pl., *perles*]. A capsule for administration of medicine. See *pearl*. **p.s, Laennec's.** See under *Laennec*.

perlèche (**la**) (*lah pehr-lāsh*) [Fr.]. A peculiar contagious disease occurring in the mouth of children. It consists in a thickening and desquamation of the epithelium at the angles of the mouth, with occasionally the formation of small fissures, giving rise to a smarting sensation in the lips. The disease is probably microbic in origin.

Perles' anemia-bodies ((*per'-lāz*) [Max *Perles*, German pathologist, 1843–1881]. Club-shaped, actively motile bodies, 3–4μ long, found by Perles in the blood in some cases of pernicious anemia.

Perlia's nucleus (*per'-le-ah*) [Richard *Perlia*, German ophthalmologist]. See *Spitzka's nucleus*.

perloids (*per'-loydz*) [*perle*]. A form of capsule for the administration of medicine.

perlsucht (*pasrl'-zoocht*). A form of tuberculosis of the pleura or peritoneum seen in cattle.

permanent (*per'-man-ent*) [*per*, through; *manere*, to remain]. Lasting; fixed; enduring. **p. teeth,** the teeth of the second dentition.

permanganate (*per-man'-gan-āt*). A salt of permanganic acid. See *manganese*.

permanganic acid (*per-man-gan'-ik*), $HMnO_4$. A monobasic acid known chiefly in its salts.

permeable (*per'-me-a-bl*) [*per*, through; *meare*, to pass]. Affording passage. **p. stricture,** one that permits the passage of an instrument.

permeation (*per-me-a'-shun*) [*permeare*, to pass through]. The extension of cytomata by continuous growth along natural channels.

permixion (*per-mik'-shun*) [*permiscere*, to mingle]. A perfect chemical mixture.

permutite (*per-mū'-tīt*). A synthetic aluminium silicate; used in the estimation of ammonia (in urine).

perna disease (*per'-nah*). Chlorine acne.

pernambuco wood. The wood of *Cæsalpinia echinata*. It is an astringent and roborant, and contains brasilin, a coloring-matter.

pernicious (*per-nish'-us*) [*perniciosus*, destructive]. Highly destructive; of intense severity; deadly; fatal. **p. anemia,** a disease of the blood characterized by a great diminution in the number of red corpuscles, and a relatively smaller diminution of the hemoglobin, by the presence in the blood of poikilocytes, macrocytes, microcytes, and nucleated red corpuscles. The disease most common in middle life is usually fatal, although recoveries are reported in several instances. **p. malaria.** See under *malarial fever*. **p. vomiting,** persistent, uncontrollable vomiting occurring in pregnancy.

pernio (*per'-ne-o*) [L.]. Synonym of *chilblain*.

pernoctation (*per-nok-ta'-shun*) [*pernoctatio*, wakefulness]. Wakefulness; insomnia.

pernocton (*per-nok'-ton*). A barbital derivitive of secondary butylbrompropenylbarbituric acid: not basically satisfactory as a general anesthetic.

pero (*pe'-ro*) [*pero*, boot]. The soft ectal layer of the olfactory bulb whence the olfactory nerves arise.

perobrachius (*pe-ro-bra'-ke-us*) [πηρός, maimed; βραχίων, arm]. A developmental defect in which the forearms and hands are malformed or wanting.

perocephalus (*pe-ro-sef'-al-us*) [πηρός, maimed; κεφαλή, head]. A monster with an abnormality of the conformation of the head.

perochirus, perocheirus (*pe-ro-ki'-rus*) [πηρός, maimed; χείρ, hand]. A defect in the development consisting in absence or stunted growth of the hand.

perocormus (*pe-ro-kor'-mus*) [πηρός, maimed; κορμός, trunk]. A monster characterized by defective development of the trunk.

perodactylia (*pe-ro-dak-til'-e-ah*) [πηρός, maimed; δάκτυλος, finger]. Defective development of the fingers or toes.

perodynia (*pe-ro-din'-e-ah*) [πήρα, pouch; ὀδύνη, pain]. Cardialgia.

perogen (*per'-o-jen*). Trade name of a catalyzer and sodium perborate.

peromelia (*pe-ro-me'-le-ah*) [πηρός, maimed; μέλος, limb]. Teratic malformation of the limbs.

peromelus (*pe-rom'-el-us*) [πηρός, maimed; μέλος, limb]. A monster with deficient, stunted, or misshapen limbs

peromoplasty (*pe-rom'-o-plas-te*) [πήρωμα, a maiming; πλάσσειν, to form] The formation of a new stump after an amputation when the end of a bone projects.

peronæus, (*per-o-ne'-us*). Same as *peroneus*.

peronarthrosis (*per-on-ar-thro'-sis*) [περόνη, pin; ἄρθρον, joint]. A saddle-joint; a joint in which the articular surfaces are both concave and convex, as in the carpometacarpal joint of the thumb.

perone (*per'-o-ne*) [περόνη, pin]. The fibula.

peroneal (*per-o-ne'-al*) [*perone*]. Pertaining to the fibula.

peroneo- (*per-o-ne'-o-*) [*perone*]. A prefix denoting connection with or relation to the fibula.

peroneotibial (*per-o-ne-o-tib'-e-al*). Pertaining to the fibula and tibia.

peroneum (*per-o-ne'-um*). Synonym of *perone*.

peroneus (*per-o-ne'-us*) [see *perone*]. Pertaining to the fibula. **p. muscles.** See under *muscle*.

peronia (*pe-ro'-ne-ah*) [πηρόω, to maim]. Mutilation; malformation.

peronin (*per-o'-nin*), $C_{24}H_{21}NO_3.HCl$. Benzylmorphine hydrochloride; a substitution-product of morphine possessing feeble narcotic properties, but useful as a somnifacient and in allaying cough. Dose ¾–1½ gr. (0.04–0.1 Gm.); maximum daily dose 6 gr. (0.3 Gm.).

Peronospora (*per-o-nos'-po-rah*) [περόνη, a pin; σπόρος, spore]. A genus of fungi producing mildew. *P. ferrani* is a species that was supposed to cause cholera; *P. lutea*, one that was once held to be the cause of yellow fever.

peroplasia (*pe-ro-pla'-ze-ah*) [πηρός, maimed; πλάσσειν, to mold]. A malformation due to an error of development.

peropus (*pe'-ro-pus*) [πηρός, maimed; πούς, foot]. A developmental defect in which the feet are malformed.

peroral (*per-or'-al*) [*per*, through; *os, oris*, the mouth]. Performed through the mouth.

per os [L.]. By way of, or through the mouth.

perosis (*pe-ro'-sis*) [πηρός, maimed]. The condition of abnormal or defective formation.

perosomus (*pe-ro-so'-mus*) [πηρός, maimed; σῶμα, body]. A monster presenting malformation of the entire body.

perosplanchnica (*pe-ro-splank'-nik-ah*) [πηρός, maimed; σπλάγχνον, viscus]. Malformation of the viscera.

perosseous (*per-os'-e-us*) [*per*, through; *os*, bone]. Through bone.

peroxidase (*per-oks'-e-dās*). Catalase.

peroxidate, peroxidize (*per-oks'-id-āt, per-oks'-id-īz*) [*peroxide*]. To oxidize completely.

peroxide, peroxid (*per-oks'-id*) [*per*, through; *oxide*]. That oxide of any base which contains the most oxygen.

peroxol (*pur-oks'-ol*). A combination of 3% solution of hydrogen peroxide with camphor (camphoroxol), menthol (menthoxol) or naphthol (naphthoxol).

peroxydase (*pur-oks'-e-dās*). An enzyme found in tobacco; it is capable of producing all the phenomena of fermentation. Cf. *oxydases*.

perparin (*per'-par-in*) A synthetic antispasmodic, thought to be more effective than papaverin.

perpendicular (*per-pen-dik'-ū-lar*) [*perpendicularis*, vertical]. A term applied to a line forming a right angle with another line or plane. **p. plate**, the mesal vertical plate of the ethmoid bone.

perplication (*per-plik-a'-shun*) [*per*, through; *plicare*, to fold]. The operation of turning an incised vessel upon itself by drawing its end through an incision in its own wall.

perpœna (*per-pe'-nah*). A proprietary analgesic said to be a coal-tar derivative. Dose 5–8 gr.

per rectum (*per-rek'-tum*). Through the rectum.

perrheunal (*per-roo'-nal*). A salve used in rheumatism and gout, or as a lubricant in massage.

persalt (*per'-sawlt*). A salt which contains the maximum amount of the acid radical.

perseveration (*per-sev-er-a'-shun*) [*preseverare*, to persist]. A senseless repetition of plainly spoken words or of imperfect speech.

persimmon (*per-sim'-on*). The tree *Diospyros virginiana*, also its fruit, edible when fully ripe, but otherwise highly astringent; it is useful in diarrheas. From the fruit a beer is made, and whiskey is distilled.

persistence-time. The period succeeding the contraction of the ventricle of the heart, but prior to the occurrence of relaxation.

persodine (*per'-so-dēn*). The proprietary name for a solution of 2 parts of sodium persulphate in 300 parts of water.

personal (*per'-son-al*) [*persona*, a person]. Pertaining to a person. **p. equation**, the peculiar difference of individuals in their relation to various orders of stimuli.

personeer (*per-son-ēr'*). One who projects, creates, controls, directs and perfects personal character of surpassing superiority.

perspiration (*per-spir-a'-shun*) [*perspire*]. 1. The secretion of sweat. 2. The sweat. **p., insensible**, that which takes place constantly, the fluid being evaporated as fast as excreted. **p., sensible.** Visible drops or beads of sweat.

perspire (*per-spīr'*) [*perspirare*, to breathe everywhere]. To sweat.

perstriction (*per-strik'-shun*) [*per*, through; *stringere*, to bind]. The arrest of hemorrhage by ligating the bleeding vessel.

persulphate (*per-sul'-fāt*). The sulphate which contains a greater proportion of the sulphuric acid radical than the other sulphates of the same radical.

persulphide (*per-sul'-fīd*). The compound of sulphur with an element or radical which contains more sulphur than the other compounds of sulphur with the same element or radical.

Perthes' disease (*pār'-tās*) [Georg *Perthes*, German surgeon, 1869–1927]. Osteochondritis of the hip.

Pertik's diverticulum (*per'-tik*) [Otto *Pertik*, Hungarian pathologist, 1852–1913]. A diverticulum of the nasopharyngeal space which may occur close to Rosenmueller's fossa and show itself as an enlargement of the latter.

per tubam (*per tū'-bam*) [L.]. Through a tube.

perturbation (*per-ter-ba'-shun*) [*perturbare*, to disturb]. Restlessness or disquietude. The employment of means that arrest or modify the development of a morbid state.

pertussal (*per-tus'-al*) [*per*, intensive; *tussis*, a cough]. Pertaining to or of the nature of whooping-cough.

pertussin (*per-tus'-in*). A proprietary remedy for whooping-cough said to consist of the fluid-extract of thyme mixed with syrup to procure an infusion in the strength of 1:7.

pertussis (*per-tus'-is*). See *whooping-cough*.

Peru, balsam of. See *balsam*.

perucognac (*pe-roo-kōn'-yak*). A preparation employed in tuberculosis said to consist of the active principle of balsam of Peru, 25 gr.; cinnamic acid, 10 %, in a liter of cognac.

perugen (*per-oo'-jen*). Trade name of a preparation resembling balsam of Peru.

peruol (*pe'-roo-ol*). A mixture of peruscabin and castor-oil. It is used in scabies.

peruscabin (*pe-roo-ska'-bin*). Synthetic benzoic-acid benzylester. It is used in scabies.

Peruvian (*pe-roo' ve-an*) [*Peru*]. Pertaining to Peru. **P. bark.** See *cinchona*. **P. wart.** See *verruga peruana*.

peruvin (*pe-roo'-vin*) [*Peru*]. The name given to the cinnamic alcohol derived from balsam of Peru.

perversion (*per-ver'-shun*) [*per*, through; *vertere*, to turn]. The state of being turned away from the normal course, as in the modifications of function in disease. **p., sexual**, abnormality of the sexual instinct; desire for unnatural methods of sexual gratification.

pervert (*per'-vert*) [*per*, through; *vertere*, to turn]. One who has turned from the right way. **p., sexual**, a person whose sexual instincts are perverted.

pervigilium (*per-vij-il'-e-um*) [*per*, through; *vigilium*, a watch]. Insomnia; wakefulness.

pervious (*per'-ve-us*) [*per*, through; *via*, way]. Open; permeable.

pes (*pēz*) [L.]. A foot or foot-like structure. **p. accessorius**, the eminentia collateralis, a smooth white eminence in the brain, situated at the junction of the posterior and descending cornua of the lateral ventricle. **p. anserinus**, goose's foot; the radiate branching of the facial nerve after its exit at the side of the face. **p. calcaneovalgus**, talipes calcaneovalgus. **p. calcaneus**, talipes. **p. cavus**, **p. excavatus**, talipes cavus. **p. equinus**, talipes equinus. **p. fibricitans**, elephantiasis. **pes gigas**, macropodia. **p. hippocampi**, the lower portion of the hippocampus major. **p. olfactorius**, the inner root of the olfactory lobe. **p. planus**, talipes planus. **p. valgus**, talipes valgus. **p. varus**, talipes varus.

pessary (*pes'-ar-e*) [*πεσσός*, an oval-shaped stone]. 1. An instrument placed in the vagina to hold the uterus in position. 2. A vaginal suppository.

pessima (*pes'-im-ah*) [L.]. A skin-affection characterized by pustular lesions, hard and yellowish and surrounded by areolæ of inflammation, appearing over the whole surface of the body.

pessulum, pessum (*pes'-ū-lum, pes'-sum*). A pessary.

pest [*pestis*, a pest]. A plague; pestilence. **p.-house**, a hospital for persons sick with pestilential diseases. **p., Siberian**, anthrax.

pesticemia (*pes-ti-se'-me-ah*) [*pestis*, plague; *αἷμα*, blood]. 1. The presence of the bacillus

pestis in the blood. 2. The septicemic form of plague.

pestiferous (*pes-tif'-er-us*) [*pestis*, pest; *ferre*, to bear]. Causing pestilence.

pestilence (*pes'-til-ens*) [*pest*]. Any deadly epidemic disease, especially the plague.

pestilential (*pes-til-en'-shal*) [*pestilence*]. Having the nature of or producing a pestilence.

pestis (*pes'-tis*) [L.]. A plague. **p. americana**, yellow fever. **p. bubonica, p. inguinaria, p. orientalis**, the plague. **p. minor**, an oriental disease resembling the plague but not necessarily fatal. It is believed to have been a mild or modified form of bubonic plague. **p. variolosa.** Synonym of *variola*.

pestle (*pes'-l*) [*pistillum*, a pounder]. The device for rubbing substances in a mortar.

pestology (*pest-ol'-o-je*). The study of pests.

petalobacteria (*pet-al-o-bak-te'-re-ah*) [πέταλον, leaf; *bacterium*]. Bacteria in the zooglea stage.

petanelle (*pet'-an-el*). A patented preparation of fibrous peat used as an absorbent.

petaplasm (*pe'-tah-plasm*). Trade name of a plastic preparation of Irish peat and glycerin.

petechia (*pet-e'-ke-ah*) [It., *peteche*, a flea-bite: *pl.*, *petechiæ*]. A small spot beneath the epidermis, due to an effusion of blood.

petechial (*pet-e'-ke-al*) [*petechia*]. Characterized by or of the nature of petechiæ. **p. fever.** (1) typhus fever, (2) cerebrospinal meningitis.

Peter's law. Atheromatous changes in blood-vessels are most likely to occur where there are angles and projections.

Petersen's bag (*pe'-ter-sen*) [F. *Petersen*, German surgeon, 1845–]. A rubber bag inserted into the rectum, and then inflated, for the purpose of pushing the bladder forward; used in suprapubic cystotomy.

petiolus (*pet-i'-o-lus*) [*petiolus*, a stem or stalk of fruit; *pl.*, *petioli*]. 1. In biology, a stem, stalk, or petiole; as the petiolus of the epiglottis. 2 The manubrium of the malleus. **p. glandulæ pinealis.** See *peduncle of the pineal gland*.

Petit's canal (*ptē*) [1. François Pourfour du *Petit*, French anatomist and surgeon, 1664–1741; 2. Jean Louis *Petit*, French surgeon, 1674–1750]. [1]. A space, intersected by numerous fine interlacing fibers, existing between the anterior and posterior laminæ of the suspensory ligament of the crystalline lens. It extends from the periphery of the lens nearly to the apices of the ciliary processes, and transmits the secretion from the posterior chamber. **P.'s hernia** [2], lumbar hernia. **P.'s ligament** [2], the concave fold formed back of the vagina by the union of Douglas' ligaments. **P.'s sinus.** [1]. See *Valsalva's sinus*. **P.'s triangle,** [2], the trigonum lumbale The space bounded in front by the posterior border of the external oblique, behind by the anterior border of the latissimus dorsi, its base being formed by the iliac crest. Lumbar hernia usually occurs in this triangle.

petit mal (*pet-e mahl*) [Fr., "little illness"]. A slight epileptic seizure characterized by a momentary, scarcely recognizable loss of consciousness, often with an upward staring of the eyes and fibrillary movements of the facial muscles.

petralol (*pet'-ral-ol*). Trade name of petrolatum liquidum.

Petri's capsules, P.'s dishes, P.'s saucers (*pa'-tre*) [Julius *Petri*, German bacteriologist, 1852–]. Shallow, cylindrical, covered glass vessels for bacterial culture, in which the colonies may be counted without removing the cover. **P.'s test for proteins,** a faint yellow coloration is produced by treating a protein or peptone solution with a solution of diazobenzolsulphonic acid; but if the solution is rendered alkaline by the addition of caustic alkali, the color changes to orange or brown according to concentration, and a red froth is formed on shaking.

JEAN LOUIS PETIT.

petrifaction (*pet-re-fak'-shun*) [πέτρα, a stone; *facere*, to make]. Change to stone, as *petrifaction* of the fetus. See lithopedion.

petrissage (*pa-tre-sahzy'*) [Fr., kneading]. Malaxation, the kneading movement in massage.

petro (*pet'-ro*). Trade name of petrolatum liquidum.

petrobasilar (*pet-ro-baz-il-ar*) [*petrosa-; basilar*]. Pertaining to the petrous portion of the temporal bone and the basilar portion of the occipital bone.

petrobran (*pet'-ro-bran*). Trade name of a preparation containing petrolatum, bran, powdered licorice, and ethyl butyrate.

petroccipital (*pet-rok-sip'-it-al*). *Petro-occipital.*

petrogen (*pet'-ro-jen*). Trade name of a mineral oil preparation used as a vehicle and solvent for various drugs.

petrojel (*pet'-ro-jel*). Trade name of a preparation of paraffin.

petrolagar (*pe'-rol-ag'-ar*). Trade name of a preparation of mineral oil and agar agar; used for constipation.

petrolate (*pet'-ro-lāt*). Same as *petrolatum*.

petrolatum (*pet-ro-la'-tum*) [*petroleum*]. A jelly-like preparation obtained from the residuum of petroleum, soluble in ether, insoluble in water and alcohol, and known commercially as vaseline or cosmoline. It is used as a basis for ointments and as an emollient. **p. album,** white petrolatum. **p. liquidum** (U. S. P.), liquid petro-

latum. **p. molle,** soft petrolatum. **p. spissum,** hard petrolatum.

petrolax (*pet'-ro-laks*). Trade name of petrolatum liquidum.

petrolene (*pet'-ro-lēn*) [πέτρα, rock; *oleum*, oil] A liquid hydrocarbon mixture obtained from petroleum.

petroleum (*pet-ro'-le-um*) [πέτρα, rock, *oleum* oil]. An oily liquid issuing from the earth in various places, and consisting of a mixture of hydrocarbons with small amounts of oxidation-products. The hydro-carbons belong chiefly to the paraffin series. **p. ether,** a product of petroleum obtained by fractional distillation; it has a specific gravity of from 0.665 to 0.67, distilling at from 50° to 60° C.; it consists of pentane and hexane. **p.-jelly,** petrolatum.

petrolia (*pet-ro'-le-ah*). Trade name of petrolatum liquidum.

petrolin (*pet'-ro-lin*) [πέτρα, a rock; *oleum*, oil]. The commercial name for a combination of hydro-carbons derived from petroleum.

petrolization (*pet-rol-ı-za'-shun*) [*petroleum*]. The act or process of treating waters with kerosene for the extermination of mosquitoes.

petrolize (*pet'-rol-ız*). See *petrolization*.

petromastoid (*pet-ro-mas'-toid*) [*petrosa; mastoid*]. Pertaining to the petrous and mastoid portions of the temporal bone. **p. canal,** a short passage connecting the mastoid sinuses and the tympanic cavity. **p. foramen,** the tympanic orifice of the petromastoid canal.

petromortis (*pet-ro-mor'-tis*) [*petroleum; mors*, death]. Poisoning by automobile gas.

petronol (*pet'-ro-nol*). Trade name of petrolatum liquidum.

petro-occipital (*pet-ro-ok-sip'-it-al*) [*petrosa; occiput*]. Pertaining to the petrous portion of the temporal bone and to the occipital bone.

petropharyngeus (*pet-ro-far-in'-je-us*) [*petrosa; pharynx*]. A small muscle arising from the lower surface of the petrous portion of the temporal bone, and blending with the constrictors of the pharynx.

petrosa (*pet-ro'-sah*) [πέτρα, rock]. The petrous portion of the temporal bone.

petrosal (*pet-ro'-sal*) [*petrosa*]. 1 Pertaining to the petrosa, as the *petrosal* sinus (superior and inferior), *petrosal* nerves. 2. The petrosa

petrosalpingostaphylinus (*pet-ro-sal-ping-go-staf-il-ı'-nus*). Synonym of *levator palati*. See *muscles, table of*.

petrosapol (*pet-ro-sa'-pol*). A proprietary combination said to consist of soap and certain constituents of petroleum residue; used in scalp diseases.

petroselinum (*pet-ro-se-lı'-num*). See *parsley*.

petrosio (*pet-ro'-se-o*). Trade name of petrolatum liquidum.

petrosomastoid (*pet-ro-so-mas'-toid*). Synonym of *petromastoid*.

petrosphenoid (*pet-ro-sfe'-noid*) [*petrosa; sphenoid*]. Pertaining to the petrous portion of the temporal bone and the sphenoid bone. **p. suture,** the suture between the temporal bone and the great wing of the sphenoid bone.

petrosquamosal, petrosquamous (*pet-ro-skwa-mo'-sal, pet-ro-skwa'-mus*) [*petrosa; squamosa*]. Pertaining to the petrous and squamous portions of the temporal bone. **p. fissure, p. suture,** the line of juncture of the squamous and petrous portions of the temporal bone. **p. sinus,** a venous passage formed in the dura mater at the junction of the petrous and squamous portions of the temporal bone. It opens into the lateral sinus.

petrostaphylinus (*pet-ro-staf-il-ı'-nus*). Synonym of *levator palati muscle*. See *muscles, table of*.

petrosulfol (*pet-ro-sul'-fol*). A proprietary product resembling ichthyol, but with less disagreeable odor; used as is ichthyol.

petrous (*pet'-rus*) [πέτρα, rock]. 1. Stony; of the harness of stone, as the *petrous* portion of the temporal bone. 2. See *petrosal* (1).

petrox (*pet'-roks*). A mixture of paraffin-oil, 100 parts; oleic acid, 50 parts; and alcoholic ammonia solution, 25 parts; a substitute for vasogen.

petroxolins (*pet-roks'-o-lins*). Preparations intended for external application. They are listed in the National Formulary.

Pettenkofer's soil-water or ground-water theory (*pet'-en-kof-er*) [Max von *Pettenkofer*, German chemist, 1818–1901]. Cholera never prevails epidemically where the soil is impermeable to water, or where the level of the soil-water is not liable to fluctuations. **P.'s test for bile acids,** dissolve in concentrated sulphuric acid a small quantity of bile in substance in a small glass dish, or mix some of the liquid containing the bile acids with concentrated sulphuric acid and warm; in either case great care must be exercised that the temperature does not rise above 60° to 70° C. Add drop by drop a 10% solution of cane sugar, constantly stirring with a glass rod In the presence of bile a beautiful red coloration is produced, which becomes bluish-violet in the course of the day. This red liquid shows an absorption band at F and another near D, between D and E.

petuning (*pet-ū'-ning*). A process of sprinkling tobacco with some special preparation to aid in the fermentation and flavoring.

Petzetaki's test (*pet'-zet-ak-e*). In typhoid fever: To 15 Cc. of urine in a test tube a few drops of a 5% solution of iodine in alcohol are added carefully so that the liquids do not mix. The reaction is considered positive if the upper portion of the urine assumes a yellowish golden color. The test may be obtained earlier than the Widal reaction.

peucine (*pū'-sēn*) [πεύκη, the fir]. Resin; pitch.

peucinous (*pū'-sin-us*) [see *peucine*]. Relating to or like the fir-tree; resinous.

pexin (*pek'-sin*) [πῆξις, a curdling]. Rennin or lab.

pexinogen (*peks-in'-o-jen*). See *renninogen*.

pexuloid (*peks'-ū-loyd*). A preparation of celluloid used in the making of splints that are light, strong and not inflammable.

Peyer's glands, P.'s patches (*pı'-er*) [Johann Conrad *Peyer*, Swiss anatomist, 1653–1712]. Aggregations of lymph-follicles situated in the mucous membrane of the lower part of the small intestine, opposite the mesenteric attachment.

Peyerian fever (*pı-e'-re-an*). Typhoid fever.

peyote (*pa-yo'-ta*). Same as *mescal*. See *anhalonine* and *mescal button*.

Peyrot's thorax (*pa-ro'*) [Jean Joseph *Peyrot*, French surgeon, 1843–1918]. In large pleural effusions, the thorax is obliquely misshapen.

Pfannenstiel's incision (*fahn'-en-stēl*) [J. *Pfannenstiel*, German gynecologist, 1862–1909]. A method of entering the abdominal cavity to avoid scar and hernia by a long horizontal cut, convex downward, in the region just above the mons Veneris where pubic hair is normally present.

Pfaundler's reaction (*found'-ler*) [Meinhard *Pfaundler*, German physician, 1872–]. Under certain conditions bacteria grown in an immune serum will develop in long interlaced thread-like groups.

Pfeiffer's glandular fever (*pfi'-fer*) [Richard Friedrich Wilhelm Pfeiffer, German physician, 1858–]. An acute infectious fever characterized by inflammatory swelling of the lymph-glands, anemia, and prostration. **P.'s phenomenon.** See *P.'s reaction*, and *bacteriolysis*. **P.'s reaction,** the mixing of some of the peritoneal effusion provoked in a guinea-pig by inoculating it with a mixture of blood-serum of an animal immune to cholera, and of bouillon to which a small portion of a culture of the *Spirillum choleræ asiaticæ* has been added, causes these organisms to become nonmotile and to agglutinate. The absence of this phenomenon proves that the spirillum under investigation is of a different species. The same phenomenon has been observed in the case of the typhoid bacillus and typhoid antitoxic serum, and is a valuable differential sign.

Pflueger's law of contraction (*pfle'-ger*) [Eduard Friedrich Wilhelm *Pflueger*, German physiologist, 1829–1910]. Galvanic stimulaton of a nerve causes muscular contraction, which varies uniformly according as the kathode or the anode is applied, or as the current is closed or opened. Certain deviations from this law constitute the reaction of degeneration. The law may be briefly stated as follows.

Strength of Current Used	Descending Current		Ascending Current	
	Make	Break	Make	Break
Very Weak	Yes.	No	No	No
Weak .	Yes	No	Yes.	No
Moderate. ..	Yes	Yes	Yes	Yes
Strong	Yes	No	No	Yes

P.'s law of reflex action. 1. If stimulation of a sensory nerve is followed by a unilateral reflex movement, the latter always occurs on the side to which the sensory nerve belongs. 2. If the stimulus received by a sensory nerve extends, to motor nerves of the opposite side, contraction occurs only in the corresponding muscles. 3. If the contraction is unequal on the two sides, the stronger contraction always takes place on the side which is stimulated. 4. If the reflex excitement extends to other motor nerves, the direction of the impulse from the sensory to the motor nerve is from before backward in the brain and from below upward in the spinal cord—*i.e.*, always in the direction of the oblongata. **P.'s tubes,** ovarian tubes; sacciform or tubular ingrowths of the germ epithelium on the antero-internal surface of the Wolffian body; they ultimately form the cortex of the ovary.

Pfuhl's sign, P.-Jaffe's sign (*pfool, yah'-fa*), [Eduard *Pfuhl*, German physician, 1852– ; Max *Jaffe*, German physician, 1841–1911]. In subphrenic pyopneumothorax the liquid issues from the exploratory puncture or incision with considerable force during inspiration, while the contrary occurs in true pneumothorax.

P. G. Abbreviation of *Pharmacopœia Germanica* German Pharmacopeia.

pH. Symbol for hydrogen-ion concentration

phace, phacea (*fa'-se, fa-se'-ah*) [φακός, a lens]. The crystalline lens.

phacentocele (*fa-sen'-to-sēl*) [φακός, a lens; ἐντός, within; κήλη, hernia]. Displacement of the crystalline lens into the anterior chamber of the eye.

phacicous (*fa'-sik-us*) [φακός, a lens]. 1. Belonging to the crystalline lens. 2. Lentil-shaped.

phacitis (*fa-si'-tis*). See *phakitis*.

phaco- (*fa-ko-*) [φακός, a lens]. A prefix meaning pertaining to a lens or to the lens of the eye.

phaco-anaphylaxis (*fa-ko-an-af-al-aks'-is*) [*phaco-; anaphylaxis*]. Anaphylaxis of the crystalline lens.

phacocele (*fa'-ko-sēl*). See *phacentocele*.

phacocyst (*fa'-ko-sist*) [*phaco-;* κύστις, bladder]. The capsule of the crystalline lens.

phacocystectomy (*fa-ko-sis-tek'-to-me*) [*phaco-*, κύστις, cyst; ἐκτομή, excision]. Excision of a part of the capsule of the crystalline lens.

phacocystitis (*fa-ko-sis-ti'-tis*) [*phaco-;* κύστις, cyst; ιτις, inflammation]. Inflammation of the capsule of the crystalline lens.

phacoglaucoma (*fa-ko-glaw-ko'-mah*) [*phaco-; glaucoma*]. Structural changes in the crystalline lens induced by glaucoma.

phacohymenitis (*fa-ko-hi-men-i'-tis*) [*phaco-;* ὑμήν, membrane; ιτις, inflammation] Inflammation of the capsule of the crystalline lens.

phacoid (*fa'-koid*) [φακός, lens; εἶδος, like]. Lens-shaped.

phacoiditis (*fa-koid-i'-tis*). See *phakitis*.

phacoidoscope (*fa-koid'-o-skōp*). Synonym of *phacoscope*.

phacolysis (*fa-kol'-is-is*) [*phaco-;* λύειν, to loosen]. 1. Dissolution or disintegration of the crystalline lens. 2. An operation for relief of high myopia consisting in discission of the crystalline lens followed by extraction.

phacolytic (*fs-kol-it'-ik*). Pertaining to phacolysis

phacomalacia (*fa-ko-mal-a'-se-ah*) [*phaco-;* μαλακία, softness]. Soft cataract.

phacometachoresis (*fa-ko-met-ak-or-e'-sis*) [*phaco-;* μεταχώρησις, change of place]. Dislocation of the crystalline lens.

phacometecesis (*fa-ko-met-es-e'-sis*) [*phaco-;* μετοικήσις, migration] Displacement of the crystalline lens into the anterior chamber of the eye.

phacometer (*fa-kom'-et-er*) [*phaco-;* μέτρον, a measure]. 1. An instrument for determining the refractive power of lenses. 2. Phacoscope.

phacopalingenesis (*fa-ko-pal-in-jen'-es-is*) [*phaco-;* πάλιν, again; γένεσις, genesis]. Reproduction of the crystalline lens.

phacoplanesis (*fa-ko-plan-e'-sis*) [*phaco-;* πλάνησις, a making to wander]. Displacement of the lens of the eye from the posterior to the anterior chamber and back again.

phacosclerosis (*fa-ko-skle-ro'-sis*) [*phaco-; sclerosis*]. Hardening of the crystalline lens.

phacoscope (*fa'-ko-skōp*) [*phaco-;* σκοπεῖν, to inspect]. An instrument for observing the accommodative changes of the lens.

phacoscopy (*fa-kos'-ko-pe*). The observation and estimation of the changes in the lens of the eye caused by accommodative influences.

phacoscotasmus (*fa-ko-sko-tas'-mus*) [*phaco-;* σκότος, darkness]. Clouding of the crystalline lens.

phacotherapy (*fa-ko-ther'-ap-e*) [*phaco-;* θεραπεία, therapy]. Heliotherapy.

phænogam (*fe'-no-gam*) [φαίνειν, to show; γάμος, marriage]. Phanerogam.

phæoretin (*fe-or-et'-in*) [φαιός, dusky; ῥητίνη, resin], $C_{14}H_8O_7$. A resinous extract from rhubarb-root, various species of the genus *Rheum*. It occurs as a yellowish brown powder soluble in alcohol and alkalies.

phagedena, phagedæna (*faj-ed-e'-nah*) [φαγέδαινα, a cancerous sore]. A rapidly spreading destructive ulceration of soft parts. **p., sloughing,** hospital gangrene. **p. tropica,** tropical ulcer.

phagedenic (*faj-ed-en'-ik*) [*phagedena*]. Of the nature of phagedena. **p. chancroid,** a chancroid that spreads rapidly and destroys a large amount of tissue.

phagedenism (*faj'-ed-en-izm*). Rapidly progressive ulcerative processes of the soft parts, frequently complicated with chancroid buboes.

phagedenoma, phagedœnoma (*faj-ed-en-o'-mah*). A phagedenic ulcer.

phagocaryosis. Phagokaryosis.

phagocytal (*fag'-o-si-tal*). Pertaining to a phagocyte.

phagocyte (*fag'-o-sit*) [φαγεῖν, to eat; κύτος, a cell]. A cell having the property of englobing and digesting foreign or other particles harmful to the body. Phagocytes are either fixed—endothelial cells, fixed connective-tissue cells—or free—the wandering cells or leukocytes. A large phagocyte is termed a *macrophage;* a small one, a *microphage.*

phagocytic (*fag-o-sit'-ik*) [*phagocyte*]. Of, pertaining to, or caused by phagocytes. **p. index,** see *Arneth's leukocyte count.*

phagocytoblast (*fag-o-si'-to-blast*) [*phagocyte;* βλαστός, a germ]. A cell giving rise to one or more phagocytes.

phagocytolysis (*fag-o-si-tol'-is-is*) [*phagocyte;* λύσις, solution]. 1. Destruction or dissolution of phagocytes. 2. Loss of the phagocytic action of leukocytes.

phagocytolytic (*fag-o-si-to-lit'-ik*). Pertaining to phagocytolysis.

phagocytosis (*fag-o-si-to'-sis*) [*phagocyte*]. The ingestion of foreign or other particles, principally bacteria, by certain cells.

phagodynamometer (*fag-o-di-nam-om'-et-er*) [φάγειν, to eat; δύναμις, force; μέτρον, measure]. An apparatus for estimating the force exerted in chewing.

phagoid (*fag'-oid*). A preparation that creates immunity to scarlet fever.

phagokaryosis (*fag-o-kar-e-o'-sis*) [φαγεῖν, to eat; κάρυον, nucleus]. The assumption by the cell-nucleus of phagocytic action.

phagolysis (*fag-ol'-is-is*) [φαγεῖν to eat; λύειν, to loosen]. Destruction or dissolution of phagocytes; phagocytolysis

phagomania (*fag-o-ma'-ne-ah*) [φαγεῖν, to eat; μανία, madness]. An insatiable craving for food.

phagotaxine (*fag-o-taks'-ēn*). Trade name of a saturated aqueous solution of oxygen, said to be transformed into ozone under the influence of ultra-violet rays; used as an antiseptic application in burns, boils, etc.

phagotherapy (*fag-o-ther'-ap-e*) [φαγεῖν, to eat; θεραπεία, therapy]. Treatment by superalimentation.

phakitis (*fa-ki'-tis*) [φακός, lens + ιτις inflammation]. Inflammation of the crystalline lens of the eye; a condition that has, however, not been observed.

phako- (*fa'-ko-*). See also *phaco-*.

phakoerisis (*fa-ko-er'-is-is*). See *erisophake.*

phalacrosis (*fal-ak-ro'-sis*) [φαλακρός, bald]. Baldness.

phalacrotic, phalacrous (*fal-ak-rot'-ik, fal-ak'-rus*) [*phalacrosis*]. Bald.

phalangeal (*fa-lan'-je-al*) [*phalanx*]. Pertaining to a phalanx.

phalanges (*fa-lan'-jēz*). Plural of *phalanx.*

phalangette, phalanget (*fal-an-jet'*) [Fr.]. The last phalanx or terminal bone of a finger or toe.

phalangitis (*fal-an-jī'-tis*) [*phalanx;* ιτις, inflammation]. Inflammation of a phalanx. **p. syphilitica.** See under *dactylitis syphilitica.*

phalangization (*fal-an-ji-za'-shun*). Construction of a stump to serve as a finger.

phalangophalangeal (*fa-lan-go-fa-lan'-je-al*) [*phalanx*]. Pertaining to the successive phalanges of the digits. **p. amputation,** removal of a finger or toe at the first or second phalangeal joints.

phalangosis (*fal-an-go'-sis*) [*phalanx*]. 1. A disease of the eyelids in which the lashes are arranged in rows. 2. Ptosis.

phalanx (*fa'-lanks*) [φάλαγξ, phalanx, *pl.* *phalanges*]. 1. One of the bones of the fingers or toes. 2. One of the delicate processes of the headplate of the outer rod of Corti projecting beyond the inner rod.

phallalgia (*fal-al'-je-ah*) [*phallus;* ἄλγος, pain]. Pain in the penis.

phallanastrophe (*fal-an-as'-tro-fe*) [φαλλός, penis; ἀναστροφή, upturning]. Twisting or distortion of the penis.

phallaneurysm (*fal-an'-ū-rizm*) [*phallus; aneurysm*]. Aneurysm of a vessel of the penis.

phallic (*fal'-ik*) [*phallus*]. Pertaining to the penis.

phalliform (*fal'-if-orm*) [*phallus; forma,* form]. Resembling the penis.

phallin (*fal'-in*). A toxalbumin contained in the death cup fungus, *Amanita phalloides.*

phallitis (*fal-i'-tis*) [*phallus;* ιτις, inflammation]. Inflammation of the penis.

phallocampsis (*fal-o-kamp'-sis*) [*phallus;* κάμψις, a bending]. Chordee.

phallocarcinoma (*fal-o-kar-sin-o'-mah*) [*phallus; carcinoma*]. Carcinoma of the penis.

phallocrypsis (*fal-o-krip'-sis*) [*phallus;* κρύψις, concealment]. Concealment of the penis by retraction.

phallodynia (*fal-o-din'-e-ah*) [*phallus;* ὀδύνη, pain]. Pain in the penis.

phalloid (*fal'-oid*) [*phallus;* εἶδος, like]. Resembling the penis.

phalloncus (*fal-ong'-kus*) [*phallus;* ὄγκος, a tumor]. Any tumor or swelling of the penis.

phalloplasty (*fal'-o-plas-te*) [*phallus;* πλάσσειν, to mold]. Plastic or restorative surgery of the penis.

phallorrhagia (*fal-or-a'-je-ah*) [*phallus;* ῥηγνύναι, to burst forth]. Hemorrhage from the penis.

phallus (*fal'-us*) [φαλλός, penis]. Penis.

phanerogam (*fan'-er-o-gam*) [φαίνειν, to show; γάμος, marriage]. Flowers which bear seed.

phanerogenic (*fan-er-o-jen'-ik*) [φανερός, visible; γεννᾶν, to produce]. Noting a disease of obvious origin; the opposite of *cryptogenic, q. v.*

phaneromania (*fan-er-o-ma'-ne-ah*) [φανερός, evident; μανία, madness]. A neurotic condition in which a person pays undue attention to some external part or growth, such as a pimple, a hair or a hangnail.

phaneroscope (*fan'-er-o-skōp*) [φανερός, visible; σκοπεῖν, to see]. An instrument for rendering the skin transparent; it is used in examining for diseases of the skin, such as lupus.

phaneroscopy (*fan-er-os'-ko-pe*). The use of the phaneroscope.

phanerosis (*fan-er-o'-sis*) [φανερόs, visible]. The act of becoming visible or transparent.

phantasia (*fan-ta'-ze-ah*) [φαντασία, a showing]. An imaginary appearance.

phantasm (*fan'-tasm*) [φαντάζειν, to render visible]. An illusive perception of an object that does not exist; an optical illusion; an apparition.

phantasmatomoria (*fan-taz-mat-o-mo'-re-ah*) [φάντασμα, phantasm; μωρία, folly]. Childishness, or dementia, with absurd fancies.

phantasmology (*fan-taz-mol'-o-je*) [φάντασμα, phantasm; λόγος, science]. The science of phantasms.

phantasmoscopia (*fan-taz-mo-sko'-pe-ah*) [φάντασμα, phantasm; σκοπεῖν, to see]. The seeing of phantasms, in insanity or delirium.

phantom (*fan'-tum*) [*phantasm*]. 1. An apparition. 2. A model of a part or the whole of the human body used in practising various operations and procedures. **p. corpuscle.** See *corpuscle.* **p. tumor,** a tumor-like swelling produced artificially by the contraction of a muscle or by other causes.

phaochrome (*fa'-o-krōm*). Same as *chromaffin;* see *chromaffin cells.*

phaochromoblast (*fa-o-kro'-mo-blast*). One of the two varieties of cells into which the primary sympathetic cells become differentiated.

pharbitin, pharbitisin (*far-bit'-in, far-bit'-is-in*). The kalandana of the Indian pharmacy, a resinous substance isomeric with convolvulin contained in *Ipomœa hederacea.* It is used as a cathartic. Dose, 7–10 gr. (0.45–0.64 Gm.).

parcidous (*far'-sid-us*) [φαρκίs, a wrinkle]. Wrinkled; rugose; full of wrinkles.

Phar. D. Abbreviation for *Pharmaciæ Doctor,* Doctor of Pharmacy.

pharmacal (*far'-mak-al*) [φάρμακον, a drug]. Pertaining to pharmacy.

pharmaceutic, pharmaceutical (*far-ma-sū'-tik, -al*) [*pharmacy*]. Pertaining to pharmacy.

pharmaceutics (*far-mas-ū'-tiks*). Pharmacy.

pharmaceutist (*far-mas-ū'-tist*). Synonym of *pharmacist.*

pharmacist (*far'-ma-sist*) [*pharmacy*]. An apothecary.

pharmaco- (*far-ma-ko-*) [φάρμακον, a drug]. A prefix meaning pertaining to drugs.

pharmacodynamics (*far-ma-ko-di-nam'-iks*) [*pharmaco-;* δύναμις, force]. The science of the action of drugs.

pharmacognosis, pharmacognosy (*far-ma-kog-no'-sis, far-ma-kog'-no-se*) [*pharmaco-;* γνῶσις, knowledge]. The science of crude drugs.

pharmacognosist (*far-ma-kog'-no-sist*) [*pharmacognosy*]. One versed in pharmacognosy.

pharmacognostics (*far-mak-og-nos'-tiks*). Synonym of *pharmacognosy.*

pharmacography (*far-ma-kog'-ra-fe*). See *pharmacognosis.*

pharmacologist (*far-ma-kol'-o-jist*) [*pharmacology*]. One versed in pharmacology.

pharmacology (*far-ma-kol'-o-je*) [*pharmaco-;* λόγος, science]. The science of the nature and properties of drugs.

pharmacomania (*far-mak-o-ma'-ne-ah*) [φάρμακον, drug; μανία, madness]. A morbid craving for medicines, or for self-medication.

pharmacopedics (*far-mak-o-pe'-diks*) [φάρμακον, drug; παιδεία, instruction]. That branch of pharmacology which treats of the science of drugs and the art of their preparation.

Pharmacopeia, Pharmacopœia (*far-ma-ko-pe'-ah*) [*pharmaco-;* ποιεῖν, to make]. A collection of formulas and methods for the preparation of drugs, especially a book of such formulas recognized as a standard, as the United States or the British Pharmacopeia. The former is issued every ten years under the supervision of a national committee.

pharmacopeial (*far-ma-ko-pe'-al*) [*pharmacopeia*]. Contained in or sanctioned by the pharmacopeia.

pharmacophobia (*far-mak-o-fo'-be-ah*) [φάρμακον, drug; φόβος, fear]. Morbid dislike of taking medicine.

pharmacopsychosis (*far-mak-o-si-ko'-sis*) [φάρμακον, drug; *psychosis*]. Drug addiction.

pharmacotherapeutic (*far-mak-o-ther-ap-ū'-tik*) [φάρμακον, drug; θεραπεία, treatment]. Pertaining to treatment with drugs.

pharmacotherapy (*far-mak-o-ther'-a-pe*) [φάρμακον, drug; θεραπεία, therapy]. The treatment of disease by means of drugs.

pharmacy (*far'-ma-se*) [φαρμακεία, the use of drugs]. 1. The art of preparing, compounding, and dispensing medicines. 2. A drug-store.

pharmozon salts (*far'-mo-sŏn*). A series of mixtures said to contain magnesium dioxide.

pharyngalgia (*far-in-gal'-je-ah*) [*pharynx;* ἄλγος, pain]. Pain in the pharynx.

pharyngeal (*far-in'-je-al*) [*pharynx*]. Pertaining to the pharynx. **p. tonsil.** See *Luschka's tonsil.* **p. spine, p. tubercle,** a small elevation near the middle of the inferior surface of the basilar process of the occipital bone, for the attachment of the pharynx.

pharyngectomy (*far-in-jek'-to-me*) [*pharynx;* ἐκτομή, excision]. Excision of a part of the pharynx.

pharyngemphraxis (*far-in-gem-fraks'-is*) [*pharyngo-;* ἔμφραξις, obstruction]. Obstruction of the pharynx.

pharyngeus (*far-in-je'-us*). See *constrictor of pharynx,* etc., under *muscles, table of.*

pharyngismus (*far-in-jiz'-mus*) [*pharynx*]. Spasm of the pharynx.

pharyngitic (*far-in-jit'-ik*). Pertaining to, affected with, or of the nature of, pharyngitis.

pharyngitis (*far-in-ji'-tis*) [*pharynx;* ιτις, inflammation]. Inflammation of the pharynx. **p., acute, p., catarrhal,** a form due to exposure to cold, to the action of irritant substances, or to certain infectious causes, and characterized by pain on swallowing, by dryness, later by moisture, and by congestion of the mucous membrane. **p. apostematosa,** abscess of the pharynx. **p., atrophic,** a form attended with atrophy of the mucous membrane. **p., chronic,** a form that is generally the result of repeated acute attacks, and is associated either with hypertrophy of the mucous membrane (*hypertrophic pharyngitis*) or with atrophy (*atrophic pharyngitis*). **p., croupous, p., diphtheritic,** that characterized by the presence of a false membrane, the product of the action of the diphtheria bacillus. **p., follicular,** clergyman's sore throat. **p., granular,** a form of chronic pharyngitis in which the mucous membrane has a granular appearance. **p., lithemic,** a sense of fulness in the throat with a feeling of rigidity associated with heat and dryness; it is due to the gouty diathesis. **p. sicca,** the chronic form with a dry state of the mucous membrane.

pharyngo- (*far-in-go-*) [*pharynx*]. A prefix signifying pertaining to the pharynx.

pharyngoamygdalitis (*far-ın-go-am-ig-dal-ı'-tis*) [*pharyngo-*; *ἀμύγδαλη*, almond, tonsil; *ιτις*, inflammation]. Inflammation of pharynx and tonsils.

pharyngocele (*far-in'-go-sēl*) [*pharyngo-*; *κήλη*, hernia]. A hernia or pouch of the pharynx projecting through the pharyngeal wall.

pharyngodynia (*far-ın-go-din'-e-ah*) [*pharyngo-*; *ὀδύνη*, pain]. Pain referred to the pharynx.

pharyngoepiglottic (*far-in-go-ep-ig-lot'-ik*). Pertaining to the pharynx and the epiglottis.

pharyngoepiglotticus (*far-in-go-ep-ig-lot'-ik-us*) [*pharyngo-*; *epiglottis*]. Muscular fibers derived from the stylo-pharyngeus and inserted into the side of the epiglottis and the pharyngo-epiglottic ligament.

pharyngoesophageal (*far-ın-go-e-sof-aj'-e-al*). Pertaining to the pharynx and esophagus

pharyngoesophagus (*far-in-go-e-sof'-ag-us*). The pharynx and esophagus considered as one organ.

pharyngoglossal (*far-ın-go-glos'-al*) [*pharyngo-*; *γλῶσσα*, tongue]. Pertaining conjointly to the pharynx and the tongue.

pharyngoglossus (*far-in-go-glos'-us*). Muscular fibres extending from the superior constrictor of the pharynx to the base of the tongue.

pharyngokeratosis (*far-in-go-ker-at-o'-sis*) [*pharyngo-*; *κέρας*, horn]. Thickening of the mucous lining of the pharynx with formation of a tough and adherent exudate.

pharyngolaryngeal (*far-ın-go-lar-ın'-je-al*) [*pharyngo-*; *larynx*]. Pertaining both to the pharynx and to the larynx.

pharyngolaryngitis (*far-ın-go-lar-ın-jı'-tis*) [*pharyngo-*; *laryngitis*]. Simultaneous inflammation of the pharynx and larynx.

pharyngolith (*far-in'-go-lith*) [*pharyngo-*; *λίθος*, stone]. A calcareous concretion in the walls of the pharynx.

pharyngology (*far-ın-gol'-o-je*) [*pharyngo-*; *λόγος*, science]. The science of the pharyngeal mechanism, functions and diseases.

pharyngolysis (*far-in-gol'-is-is*) [*pharyngo-*; *λύσις*, a loosing]. Paralysis of the pharyngeal muscles.

pharyngomaxillary (*far-ın-go-maks'-il-a-re*). Relating to the pharynx and the maxilla.

pharyngomycosis (*far-in-go-mi-ko'-sis*). Disease of the pharynx due to the action of fungi.

pharyngonasal (*far-in-go-na'-sal*) [*pharyngo-*; *nasus*, nose]. Pertaining to the pharynx and the nose. **p. cavity**, the upper portion of the pharynx; the naso-pharynx.

pharyngooral (*far-in-go-o'-ral*) [*pharyngo-*, *os*, *oris*, mouth]. Oropharyngeal; pertaining to both pharynx and mouth. **p. cavity**, the oropharynx; the middle portion of the pharynx, communicating with the mouth.

pharyngopalatine (*far-ın-go-pal'-a-tin*). Relating to the pharynx and the palate.

pharyngopalatinus (*far-in-go-pal-at-ı'-nus*). Synonym of *palatopharyngeus*. See *muscles, table of*.

pharyngoparalysis (*far-in-go-par-al'-ıs-is*). See *pharyngoplegia*.

pharyngopathy (*far-in-gop'-ath-e*) [*pharyngo-*; *πάθος*, disease]. Any disease of the pharynx.

pharyngoperistole (*far-ın-go-per-is'-to-le*). Synonym of *pharyngostenia*.

pharyngoplasty (*far-ın'-go-plas-te*) [*pharyngo-*; *πλάσσειν*, to form]. Plastic surgery of the pharynx.

pharyngoplegia (*far-in-go-ple'-je-ah*) [*pharyngo-*; *πληγή*, a stroke]. Paralysis of the muscles of the pharynx.

pharyngorhinitis (*far-ın-go-ri-nı'-tis*) [*pharyngo-*; *ῥίς*, nose; *ιτις*, inflammation]. Pharyngitis with rhinitis; inflammation of the pharynx and the nose.

pharyngorhinoscopy (*far-in-go-ri-nos'-ko-pe*). Synonym of *rhinoscopy, posterior*.

pharyngorrhagia (*far-ın-gor-a'-je-ah*) [*pharyngo-*; *ῥηγνύναι*, to burst forth]. Hemorrhage from the pharynx.

pharyngorrhea (*far-in-gor-ē'-ah*) [*pharyngo-*; *ῥοία*, a flow]. A mucous discharge from the pharynx.

pharyngoscleroma (*far-ın'-go-skle-ro'-mah*). Pharyngeal scleroma.

pharyngoscope (*far-in'-go-skōp*) [*pharyngo-*; *σκοπεῖν*, to inspect]. An instrument for use in examining the pharynx.

pharyngoscopy (*far-ın-gos'-ko-pe*) [*pharyngoscope*]. Examination of the pharynx with the pharyngoscope.

pharyngospasm (*far-ın'-go-spazm*) [*pharyngo-*; *σπασμός*, a spasm] Spasmodic contraction of the pharynx.

pharyngospasmodic (*far-ın-go-spas-mod'-ik*). Relating to spasmodic contraction of the pharynx.

pharyngostaphylinus (*far-ın'-go-staf-il-ı'-nus*). Synonym of *palatopharyngeus*. See *muscles, table of*.

pharyngostenia (*far-ın-go-ste'-ne-ah*) [*pharyngo-*; *στενός*, narrow]. Narrowing or stricture of the pharynx.

pharyngostenous (*far-in-go-ste'-nus*) [*pharyngo-*; *stenosis*]. Relating to stricture of the pharynx.

pharyngotherapy (*far-ın-go-ther'-a-pe*) [*pharyngo-*; *θεραπεία*, therapy] The treatment of diseases of the pharynx by direct applications or irrigations

pharyngotome (*far-ın'-go-tōm*) [*pharyngo-*; *τομή*, a cutting]. An instrument for incising the pharynx

pharyngotomy (*far-in-got'-o-me*) [see *pharyngotome*] Incision into the pharynx. **p., inferior**, that in which the tissues between the hyoid bone and the cricoid cartilage are divided. **p., lateral**, incision into one side of the pharynx. **p., subhyoidean**, that through the thyrohyoid membrane.

pharyngotonsillitis (*far-ın-go-ton-sil-ı'-tis*) [*pharyngo-*; *tonsillitis*]. Inflammation of the pharynx and the tonsil.

pharyngotyphoid (*far-in-go-ti'-foyd*) [pharyngo-; typhoid]. Typhoid fever in which angina or pharyngeal pain is an early symptom.

pharyngoxerosis (*far-ın-go-zer-o'-sis*) [*pharyngo-*; *xerosis*]. Dryness of the pharynx.

pharynx (*far'-ingks*) [*φάρυγξ*, the throat]. The musculomembranous pouch situated back of the nose, mouth, and larynx, and extending from the base of the skull to a point opposite the sixth cervical vertebra, where it becomes continuous with the esophagus. It is lined by mucous membrane, covered in its upper part with columnar ciliated epithelium, in its lower part with stratified epithelium. On the outside of this is a layer of fibrous tissue—the *pharyngeal aponeurosis*. This in turn is surrounded by the muscular coat. The upper portion of the pharynx communicates with the nose through the posterior nares, is known as the *nasopharynx*, and functionally belongs to the respiratory tract; the lower portion is divided into the *oropharynx* and *laryngopharynx*, and is a part of the digestive tract The pharynx communicates with the middle ear by means of the Eustachian tube.

phase (*fāz*) [*φάσις*, appearance]. The condition or stage of a disease or physiological function at a given time.

phaselin (*fas'-el-in*). A proprietary digestant said to be a constituent of a wild bean of Mexico.

phatne (*fat'-ne*) [*φάτνη*, socket]. Same as *alveolus*.

phatnorrhagia (*fat-nor-a'-je-ah*) [*φάτνη*, socket; *ῥηγνύναι*, to burst forth]. Hemorrhage from a tooth-socket.

Ph. B. Abbreviation for (1) *British Pharmacopœia;* (2) Bachelor of Philosophy.

Ph. D. Abbreviation for (1) Doctor of Pharmacy; (2) Doctor of Philosophy.

phecine (*fe'-sēn*), $C_6H_4(OH)_2SO_4$. Sulphometadihydroxybenzene, a sulphate of the dihydrate of benzene; it is said to be a nonirritant antiseptic and prophylactic, and is indicated in diseases of the skin.

Phelps' operation [Abel Mix *Phelps*, American surgeon, 1851–1902]. 1. *For club-foot:* a direct open incision is made through the inner and plantar surfaces of the foot. 2. *For hare-lip:* a loop is passed through the margin of the lip on either side of the cleft; the incision is curved on both sides, and a V-shaped flap is allowed to remain in the middle line, beneath the septum of the nose; the wound is closed with silk sutures.

phenacaine (*fen'-ak-ān*). Trade name of ethenyl-paradiethoxy-diphenyl-amidine hydrochloride; used as a local anesthetic.

phenacetin (*fe-nas'-et-in*). See *acetphenetidin*.

phenacodin (*fen-ak'-o-din*). Trade name of a combination of phenacetin, caffeine, codeine and guarana.

phenakistoscope, phænakistoscope (*fe-nak-is'-to-skōp*) [*φενακιστής*, an impostor; *σκοπεῖν*, to view] That form of stroboscope in which the figures and slits revolve in the same direction. Syn., *direct stroboscope; zoetrope.*

phenalette (*fen-al-et'*). An effervescing headache powder, containing phenacetin.

phenalgene (*fe-nal'-jēn*). A proprietary analgesic said to contain acetanilide, sodium bicarbonate, etc.

phenalgin (*fe-nal'-jin*). A proprietary antipyretic and analgesic said to be an ammoniated combination of phenyl and acetanilide Syn., *ammoniophenylacetamide*

phenalin (*fen'-al-in*). Trade name of a preparation of phenolphthalein.

phenamine (*fen-am'-ēn*). Phenocoll.

phenanthrene (*fe-nan'-thrēn*) [*phenol; ἄνθραξ*, coal], $C_{14}H_{10}$. A hydrocarbon isomeric with anthracence, and found with it in the last fraction of coal-tar.

phenarsenamine (*fen-ar-sen'-am-ēn*). A Canadian make of arsphenamine.

phenate (*fe'-nāt*) [*phenol*]. A compound of phenol and a base; a carbolate.

phenatol (*fe'-nat-ol*). A proprietary antipyretic and anodyne said to be a combination of sodium carbonate, bicarbonate, sulphate, and chloride, with acetanilide and caffeine.

phenazone (*fe'-naz-ōn*). Antipyrine.

phene (*fēn*). Benzene.

phenedin (*fe'-ned-in*). Acetphenetidin.

phenegol (*fe'-ne-gol*), $C_6H_5.O.NO_2.SO_3K$. Mercury potassium nitroparaphenol sulphonate. It is antiseptic and bactericidal.

phenetidin (*fe-net'-id-in*) [*phenol*], $C_8H_{11}NO$. The base from which acetphenetidin is prepared by substitution. **p. citrate,** a condensation-product of paraamidophenetol with citric acid; sedative and antipyretic.

phenetidinuria (*fe-net-id-in-ū'-re-ah*). A condition marked by the presence of phenetidin in the urine.

phenetol (*fen'-et-ol*) [*phenol; oleum*, oil], $C_2H_5.O.C_6H_5$. Ethyl phenyl ether; a volatile aromatic-smelling liquid.

phenetsal (*fen-et'-sal*). Trade name of the salicylic ester of acetaminophenol; it resembles salol.

phengophobia (*fen-go-fo'-be-ah*) [*φέγγος*, light; *φόβος*, fear]. See *photophobia*.

phenic (*fe'-nik*) [*phenol*]. Obtained from coal-tar. **p. acid.** See *acid, carbolic,* and *phenol.*

phenicate (*fen'-ik-āt*) To charge with phenol or phenic acid.

phenicism (*fe'-nis-izm*). A synonym of *rubeola, q. v.*

phenidin, phenin (*fe'-nid-in, fe'-nin*). See *acetphenetidin.*

phenigmus (*fe-nig'-mus*) [*φοῖνιξ*, purple-red]. A skin disease characterized by diffuse redness, without fever.

phenmethylol (*fen-meth'-il-ol*). Trade name of benzyl alcohol, $C_6H_5.CH_2OH$.

phenobarbital (*fen-o-bar'-bit-al*). Same as luminal, or phenyl-ethyl-malonyl-urea.

phenocaine (*fen'-o-kān*). Synonym of holocaine hydrochloride, an anesthetic used in ophthalmology; not available for hypodermic use.

phenoco (*fen'-o-ko*). Trade name of a mixture of coal tar creosote and higher phenol homologues, in a solution of soap; antiseptic and germicide.

phenocoll (*fe'-no-kol*) [*phenol*], $C_{10}H_{14}N_2O_2$. Amidophenacetin, a substance resembling acetphenetidin; the hydrochloride is used as an antipyretic. Dose 10–15 gr. (0.65–1.0 Gm.).

phenocreosote (*fe-no-kre'-o-sōt*). A preparation of creosote and phenol

phenodin (*fe'-no-din*) [*φοινώδης*, blood-red]. The same as *hematin, q. v.*

phenofax (*fe'-no-fax*). Trade name of an antiseptic surgical dressing.

phenol (*fe'-nol*) [*φοινιξ*, purple-red] 1. C_6H_5OH. Hydroxybenzene, obtained either from coal-tar by fractional distillation or made synthetically. More commonly known as *carbolic acid.* 2. Any derivative of benzene homologous with phenol. **p.-camphor,** camphorated phenol. **p. celluloid,** a protective varnish for wounds, prepared from pyroxylin, phenol, and camphor. **p. diiodide,** a precipitate from a combination of solutions of sodium, phenol, and iodopotassium iodide, recommended as a wound antiseptic. Syn., *diiodophenolsodide.* **p., glycerite of** (*glyceritum phenolis*, U. S. P.), a mixture of liquefied phenol and glycerol. **p., liquefied** (*phenol liquefactum*, U. S. P.), a liquid containing not less than 86.4% by weight of absolute phenol. Dose 1 min. (0.06 Cc.). **p., ointment of** (*unguentum phenolis*, U. S. P.), an ointment made of white petrolatum and phenol. **p., orthomonobromo-,** C_6H_5BrO, an oily, violet-colored liquid with strong odor, soluble in ether, chloroform, or 100 parts of water; used as a wound antiseptic and in erysipelas, 1 to 2% in petrolatum, twice daily. **p., orthomonochlor-,** C_6H_5ClO, a colorless antiseptic liquid, soluble in alcohol or ether, used with petrolatum in skin diseases, etc. **p. sulphoricinate,** a solution of phenol in sulphoricinic acid, used in 20% solution in tuberculosis of the throat. **p., tests for.** See *Allen, Berthelot, Davy, Esjkman, Jacquemin, Landolt, Penzoldt and Fischer, Plugge.* **p. trichloride.** See *trichlorphenol.*

phenolate (*fe'-no-lāt*) [*phenol*]. A salt of carbolic acid.

phenolax (*fe'-no-laks*). Trade name of a preparation of phenolphthalein; used as a purgative.

phenolid (*fe'-nol-id*). A proprietary preparation said to be a mixture of acetanilide and sodium salicylate or sodium bicarbonate. Dose 5–10 gr. (0 3–0.6 Gm.).

phenolin (*fen'-ol-in*). An antiseptic prepared from crude cresols.

phenolipoids (*fe-no-lip'-oids*). Compounds of phenol with lipoids.

phenology, phænology (*fe-nol'-o-je*) [*φαίνειν*, to bring to light; *λόγος*, science]. In biology, the science of the behavior of plants and animals to the periodic changes in meteorologic conditions.

phenoloid (*fe'-nol-oid*). A preparation containing phenol and its higher homologues, used as a disinfectant.

phenolphthalein (*fe-nol-tha'-le-in*) [*phenol; phthalic acid*], $C_{20}H_{14}O_4$. A substance produced by the action of phenol on phthalic acid and used generally in a 1% solution in 50% alcohol, as a delicate test for acids and alkalies. It is turned red by alkalies and decolorized by acids It has been recommended as a purgative. Dose 1½–4 gr. (0.09–0 2 Gm.).

phenolphthalin (*fe-nol-tah'-lin*). Dioxytriphenylmethane carbonic acid, used in Meyer's reagent for testing for blood.

phenolsulphonephthalein (*fe-nol-sul-fōn-tah'-le-in*). A substance whose monosodic salt is soluble in water, giving a red solution. This is used as a diagnostic agent in kidney trouble. Injected hypodermically, it appears in the urine in 10 to 15 minutes if the kidneys are normal; where any disorder exists elimination is less rapid.

phenolsulphonic acid (*fe-nol-sul-fon'-ik*). Sulphocarbolic acid.

phenoltetrachlorphthalein test (*fe-nol-tet-rah-klor-tah'-le-in*). A freshly prepared physiological solution of sodium chloride solution containing 400 mg. of the disodium salt of phenoltetrachlorphthalein is injected intravenously; brisk purgation follows, and the feces have a bright color. Delay in the appearance or brightness of the color is said to indicate deficiency of liver function.

phenomenon (*fe-nom'-en-on*) [*φαινόμενον*, that which is seen; from *φαίνειν*, to shine: *pl., phenomena*]. An event or manifestation, generally of an unusual character. **p. Aubert's etc.** For this and other proper names see under the proper name. **p., diaphragm.** See *Litten's sign.* **p., face.** See *Chvostek's sign.* **p., great toe.** See *Babinski's reflex.* **p., knee.** Synonym of *patellar tendon-reflex.*

phenone (*fe'-nōn*) [*phenol*]. A ketone formed by the union of phenyl and a hydrocarbon of the marsh-gas series.

phenophobia (*fe-no-fo'-be-ah*). Synonym of *photophobia.*

phenophthalein (*fe-no-tha'-le-in*). See *phenolphthalein.*

phenopyrine (*fe-no-pi'-rēn*). A mixture of equal parts of phenol and antipyrine.

phenoresorcin (*fe-no-re-sor'-sin*). A mixture of 67 parts of phenol with 33 parts of resorcin.

phenosal (*fe'-no-sal*). Phenetidin acetosalicylate; an antipyretic compound of acetphenetidin and salicylic acid; used in acute articular rheumatism. Dose 8 gr. (0.5 Gm.) 2 to 6 times daily. Syn., *paraphenetidin salicylacetic acid.*

phenosalyl (*fe-no-sal'-il*). A compound of phenol, salicylic acid, lactic acid, and menthol, mixed with heat. It is an external antiseptic, used in conjunctivitis in 0.2 to 0.4% solution; in eczema, in 1% solution.

phenosuccin (*fe-no-suk'-sin*), $C_6H_4(OC_2H_3)N(COCH_3)_2$. Colorless needles derived from paramidophenol by action of succinic acid; antipyretic and antineuralgic. Dose 15–45 gr. (1–3 Gm.) daily. Syn., *pyrantin.*

phenosuccinate (*fe-no-suk'-sin-āt*). The sodium salt of phenosuccin, forming a white, soluble powder. It is preferred to phenosuccin. Dose 7½–46 gr.

phenotype (*fe'-no-tīp*) [*φαίνειν*, to display; *τύπος*, type]. The obvious characteristics common to a number of persons.

phenoxin (*fe-noks'-in*). A trade name for carbon tetrachloride.

phenoxycaffeine (*fe-noks-e-kaf'-e-in*), $C_8H_9OC_6H_2N_4O_2$. It is anesthetic and narcotic and is used subcutaneously in sciatica. Dose 4 gr. (0.26 Gm.).

phenyl (*fe'-nil*) [*phenol; ὕλη*, matter]. The univalent radical, C_6H_5, of phenol. **p. alcohol.** Synonym of *phenol.* **p. cinchoninic acid**, preferred name for atophan. **p. hydrate**, phenol. **p. salicylate** (*phenylis salicylas*, U. S. P.), the salicylic ester of phenyl, a white, crystalline substance, used as an intestinal and urinary antiseptic, and as a substitute for salicylic acid. It is decomposed in the intestine into salicylic acid and phenol. Dose 5–25 gr. (0.32–1.0 Gm.). Syn., *salol.*

phenylacetamide. Same as *acetanilide.*

phenylalanin (*fen-il-al'-an-in*). Phenylamidopropionic acid, a derivative from protein.

phenylamine (*fen-il-am'-in*). Same as *aniline.*

phenylaniline (*fen-il-an'-il-in*). Same as *diphenylamine.*

phenylate (*fe'-nil-āt*). A carbonate.

phenylchinaldin. See *phenylquinaldin.*

phenylchinolin. A derivative of chinolin by the entrance of the phenyl-group into its pyridin molecule.

phenylene (*fen'-il-ēn*), C_6H_4. A bivalent radical.

phenylglucosazone (*fe-nil-gloo-ko'-saz-ōn*), $C_{18}H_{22}N_4O_4$. A yellow, crystalline compound produced in the phenylhydrazine test for glucose.

phenylglycuronic acid (*fe-nil-glik-ū-ron'-ik*). A crystalline body, a compound of phenol and glycuronic acid, occurring in the urine after the ingestion of phenol.

phenylhydrazine (*fe-nil-hi'-dra-zēn*), $C_6H_8N_2$. A liquid base, crystallizing in plates, the hydrochloride of which is used as a test for sugar. **p. tests.** See *v. Jaksch, Neumann, Riegler.*

phenylhydroxylamine, C_6H_5NHOH, a product of nitrobenzol by reduction; very poisonous.

phenylic (*fe-nil'-ik*) [*phenyl*]. Pertaining to or containing phenyl. **p. acid**, carbolic acid, phenol.

phenylmethane. A crystalline analgesic and antipyretic substance.

phenylon (*fe'-nil-on*). Antipyrine.

phenylquinaldin (*fe-nil-kwin-al'-din*), $C_9H_5(C_6H_5)N$, an antiperiodic prepared by the action of hydrochloric acid on a mixture of aniline, acetophenone, and aldehyde. Dose 1½–3 gr. (0.1–0.2 Gm.). It is also used externally as a local irritant.

phenylquinolin (*fe-nil-kwin'-o-lin*). A derivative of quinolin by the entrance of the phenyl groups into its pyridin molecule. It is more active than quinine.

phenylsulphonic (*fen-il-sul-fon'-ik*). Pertaining to phenylsulphone, a radical $C_6H_5SO_2$ which combines with mercury and arsenic to form treponemicidal products.

phenylurethane (*fe-nil-ū'-reth-ān*). See *euphorin*.

pheochrome, pheochromoblast. See *phaochrome, phaochromoblast*.

phesin (*fe'-sin*). $C_6H_5.O.C_2H_3SO_3Na.NH.CO.CH_3$. A proprietary antipyretic sulpho-derivative of acetphenetidin.

Ph. G. Abbreviation for (1) Graduate in Pharmacy; (2) German Pharmacopœia.

phial (*fī'-al*). See *vial*.

philanthropist (*fil-an'-thro-pist*) [φιλάνθρωπος, humane]. One who loves mankind.

philanthropy (*fil-an'-thro-pe*) [φιλάνθρωπος, humane]. The love of mankind; benevolence.

philiater (*fil-s'-at-er*) [φίλος, fond of; ἰᾶτρευσις, practice of medicine]. 1. A student of medicine. 2. A dabbler in medicine.

Phillips' muscle. A small muscle extending from the styloid process of the radius and the external lateral ligament to the proximal portion of the phalanges.

Phillyrea (*fil-ir'-e-ah*). A genus of the *Oleaceæ*. The leaves of *P. latifolia* are diuretic and emmenagogue and are used in ulcerations of the mouth. It contains *phillyrin*.

phillyrin (*fil'-i-rin*) $C_{27}H_{34}O_{11} + H_2O$. A crystalline glucoside found in the bark and leaves of *Phillyrea latifolia, P. angustifolia*, and *P. media*. It is anti-malarial.

philocytase (*fil-o-sī'-tās*) [φιλεῖν, to love; κύτος, a cell]. Metchnikoff's name for the intermediate body of Ehrlich; an amboceptor.

philoneism (*fil-o-ne'-izm*) [φιλεῖν, to love; νέος, new]. Abnormal love of novelty; the reverse of misoneism.

philopatridomania (*fil-o-pa-trid-o-ma'-ne-ah*) [φιλεῖν, to love; πατρίς, fatherland; μανία, madness]. An insane desire to return home; excessive nostalgia, or homesickness.

philter, philtre (*fil-ter*) [φίλτρον, a love-charm]. A love-potion; a preparation supposed to be efficacious in exciting sexual passion.

philtrum (*fil'-trum*) [φίλτρον, a love-charm]. 1. The depression on the surface of the skin of the upper lip immediately below the septum of the nose. 2. A *philter, q. v.*

phimosientomy (*fi-mo-si-en'-to-me*) [φιμοῦν, to constrict; ἐντομή, incision]. Incision of a constricted prepuce.

phimosiotomy (*fi-mo-si-ot'-o-me*). See *phimosientomy*.

phimosis (*fi-mo'-sis*) [φιμοῦν, to constrict]. Elongation of the prepuce and constriction of the orifice, so that the foreskin cannot be retracted to uncover the glans penis. **p. adnata, p. puerilis**, congenital phimosis. **p. circumligata.** See *paraphimosis*. **p. œdematodes**, phimosis with edema of the prepuce. Syn., *hydrophimosis*. **p. oris**, narrowing of the opening of the mouth. **p. palpebrarum.** Synonym of *blepharophimosis*. **p. vaginalis**, atresia of the vagina.

phimotic (*fi-mot'-ik*). Relating to phimosis.

phisiotherapy. This word is incorrectly spelled. See *physiotherapy*.

phleb- (*fleb-*) [φλέψ, vein]. A prefix meaning vein.

phlebalgia (*fleb-al'-je-ah*) [*phleb-*; ἄλγος, pain]. Pain in venules or varices in connection with a nerve.

phlebangioma (*fleb-an-je-o'-mah*) [*phleb-*; ἀγγεῖον, vessel; ὄμα, tumor]. A venous aneurysm.

phlebarteriectasia (*fleb-ar-te-re-ek-ta'-ze-ah*) [*phleb-*; ἀρτηρία, artery; ἔκτασις, dilatation]. Varicose aneurysm.

phlebarteriodialysis (*fleb-ar-te-re-o-di-al'-is-is*) [*phleb-*; ἀρτήρια, artery; διάλυσις, separation]. Arteriovenous aneurysm.

phlebectasia, phlebectasis (*fleb-ek-ta'-ze-ah, fleb-ek'-tas-is*) [φλέψ, vein; ἔκτασις, dilation]. Dilation of a vein; varicosity.

phlebectomy (*fleb-ek'-to-me*) [φλέψ, vein; ἐκτομή, excision]. Excision of a vein or a portion of a vein.

phlebectopia (*fleb-ek-to'-pe-ah*) [*phleb-*; ἐκ, out, τόπος, place]. The displacement or abnormal position of a vein.

phlebemphraxis (*fleb-em-fraks'-is*) [*phleb-*; ἔμφραξις, obstruction]. Plugging of a vein.

phlebepatitis (*fleb-ep-at-i'-tis*) [φλέψ, vein; *hepatitis*]. Inflammation of the portal or hepatic veins.

phlebeurisma (*fleb-ū-ris'-mah*). See *varix*.

phlebexairesis (*fleb-eks-i-re'-sis*) [φλέψ, vein; ἐξαιρεῖν, to take out]. The extraction of a vein.

phlebin (*fleb'-in*) [*phleb-*]. A term for the venous blood-pigment as contained in the erythrocytes.

phlebismus (*fleb-iz'-mus*) [φλέψ, vein]. Undue prominence or swelling of a vein.

phlebitic (*fleb-it'-ik*). Pertaining to, of the nature of, or affected with phlebitis.

phlebitis (*fleb-i'-tis*) [φλέψ, vein; ῖτις, inflammation]. Inflammation of a vein. This is generally suppurative (*suppurative phlebitis*), and is the result of the extension of suppuration from adjacent tissues. It leads to the formation of a thrombus within the vein (*thrombophlebitis*), which may break down and cause the distribution of septic emboli to various parts of the body. When not due to a suppurative process the phlebitis, called *plastic, adhesive*, or *proliferative*, may give rise to obliteration of the vein. The symptoms of phlebitis are pain and edema of the affected part, redness along the course of the vein, the latter appearing as a hard, tender cord. **p. sclerosing.** See *sclerosing phlebitis*. **p., sinus-**, phlebitis of the sinuses of the dura mater.

phlebo- (*fleb-o-*) [φλέψ, vein]. A prefix denoting pertaining to a vein.

phlebocarcinoma (*fleb-o-kar-sin-o'-mah*) [*phlebo-; carcinoma*]. Extension of carcinoma to the walls of a vein.

phlebocholosis (*fleb-o-ko-lo'-sis*) [*phlebo-*; χώλωσις, lameness]. Paralysis or disease of the veins.

phleboclysis (*fleb-o-kli'-sis*) [*phlebo-*; κλύσις, injection]. Injection of saline solution into a vein.

phlebogram (*fleb'-o-gram*) [*phlebo-*; γράμμα, a writing]. A tracing of the movements of a vein by the sphygmograph.

phlebograph (*fleb'-o-graf*) [*phlebo-*; γράφειν, to write]. An instrument for recording the venous pulse.

phlebography (*fleb-og'-ra-fe*) [*phlebo-*; γράφειν, to write]. The anatomy and physiology of the veins; a description of the veins.

phleboid (*fleb'-oid*) [*phebo-*; εἶδος, resemblance]. 1. Pertaining to a vein, venous. 2. Resembling a vein.

phlebolite, phlebolith (*fleb'-o-lit, fleb'-o-lith*) [*phlebo-*; λίθος, a stone]. Vein-stone, a hard concretion sometimes found in veins, and produced by calcareous infiltration of a thrombus.

phlebolithiasis (*fleb-o-lith-ī'-as-is*) [*phlebo-*; λίθος, stone]. The formation of phleboliths.

phlebolitic (*fleb-o-lit'-ik*) [*phlebo-*; λίθος, a stone]. Pertaining to or characterized by phlebolites.

phlebology (*fleb-ol'-o-je*) [*phlebo-*; λόγος, science]. Study of the anatomy and physiology of veins.

phlebopexy (*fleb'-o-peks-e*) [*phlebo-*; πῆξις, a fixing in]. Longuet's term for the preservation of the venous reticulum which results from the extraserous transplantation of the testicle in cases of varicocele.

phlebophlebostomy (*fleb-o-fleb-os'-to-me*). An operation in which an anastomosis is made between veins

phlebophlogosis (*fleb-o-flo-go'-sis*). *Phlebitis.*

phlebophthalmotomy (*fleb-off-thal-mot'-o-me*) [*phlebo-*; ὀφθαλμός, eye; τομή, a cutting]. Scarification of the conjunctival vein.

phleboplasty (*fleb'-o-plas-te*) [*phlebo-*; πλάσσειν, to mold]. Plastic operation for the repair of veins.

phleboplerosis (*fleb-o-ple-ro'-sis*) [*phlebo-*; πλήρωσις, a filling]. Distention of the veins.

phleborrhagia (*fleb-or-a'-je-ah*) [*phlebo-*; ῥηγνύναι, to burst forth]. Venous hemorrhage.

phleborrhaphy (*fleb-or'-af-e*) [*phlebo-*; ῥαφή, suture]. Suture of a vein.

phleborrhexis (*fleb-or-eks'-is*) [*phlebo-*; ῥῆξις, rupture]. Rupture of a vein.

phlebosclerosis (*fleb-o-skle-ro'-sis*) [*phlebo-*; σκληρός, hard]. 1. Sclerosis of a vein 2 Chronic phlebitis

phlebostasis (*fleb'-os-tas-is*) [*phlebo-*; στάσις, a standing still]. The temporary removal of some of the blood from the general circulation by means of compression in the veins in the extremities; also called "bloodless phlebotomy."

phlebostenosis (*fleb-o-sten-o'-sis*) [*phlebo-*; στένος, narrow]. Constriction of a vein.

phlebostrepsis (*fleb-o-strep'-sis*) [*phlebo-*; στρέψις, a twisting]. Torsion, or twisting, of a vein.

phlebothrombosis (*fleb-o-throm-bo'-sis*) [*phlebo-*; *thrombosis*]. Formation of a thrombus in a vein.

phlebotome (*fleb'-o-tōm*). A cutting-instrument used in phlebotomy; a fleam.

phlebotomist (*fleb-ot'-o-mist*) [*phlebo-*; τομή, a cutting]. One who lets blood; a bleeder

phlebotomize (*fleb-ot'-o-mīz*). To bleed; to perform phlebotomy

phlebotomus fever (*fleb-ot'-om-us*). A fever of brief duration met with in the countries around the Mediterranean, also in India; it is apparently conveyed by sand-flies.

phlebotomy (*fleb-ot'-o-me*) [*phlebo-*; τομή, a cutting]. Opening of a vein for the purpose of bloodletting. The vein most often selected is the median cephalic at the bend of the elbow. **p., bloodless.** See *phlebostasis.*

phledonia (*fle-do'-ne-ah*) [φλεδονεία, babble]. Delirium, or delirious utterance.

phlegm (*flem*) [φλέγμα, phlegm]. 1. A viscid, stringy mucus, secreted by the mucosa of the upper air-passages. 2. One of the four humors of the old writers.

phlegmasia (*fleg-ma'-se-ah*) [φλέγμα, a flame]. Inflammation. **p. adenosa.** See *adenitis.* **p. alba dolens,** milk-leg, a painful swelling of the leg beginning either at the ankle and ascending, or at the groin and extending down the thigh, its usual cause being septic infection after labor. **p. cellularis,** cellulitis. **p. dolens.** Same as *p. alba dolens.* **p. lactea.** See *p. alba dolens.* **p. malabarica.** Synonym of *elephantiasis arabum.* **p. membranæ mucosæ gastropulmonalis.** See *aphthæ tropicæ.* **p. myoica,** myositis.

phlegmatic (*fleg-mat'-ik*) [*phlegm*]. Full of phlegm; hence, indifferent; apathetic; slow, dull; lymphatic.

phlegmon (*fleg'-mon*) [φλεγμονή, inflammation]. An inflammation characterized by the spreading of a purulent or fibrinopurulent exudate within the tissues. **p., gas,** that in which more or less offensive gas is formed with the pus. **p. ligneux,** a peculiar form of chronic inflammation of the skin and subcutaneous tissue marked by a slow clinical course and a consistence resembling wood. It occurs most frequently on the neck.

phlegmonodœa (*fleg-mon-o-de'-ah*) [φλεγμονή, inflammation]. 1. See *erythematica* 2. Peritonitis.

phlegmonoid (*fleg'-mon-oid*). Resembling phlegmon.

phlegmonous (*fleg-mon-us*) [*phlegmon*]. Of the nature of or pertaining to phlegmon.

phloem (*flo'-em*) [φλοιός, bark] In botany that portion of a fibrovascular bundle which consists of bast-tissue and sieve-tissue; leptome. Cf. *xylem.* **p.-ray,** a plate of phloem-tissue between two medullary rays. **p.-sheath,** a layer of thin-walled cells surrounding the phloem-tissue; bast-sheath; periphloem; vascular bundle sheath. **p.-tissue,** phloem.

phlogetan (*flog'-et-an*). A preparation containing nucleinic acid, said to be of value in the treatment of mental diseases.

phlogistic (*flo-jis'-tik*) [φλογιστός, burnt]. Inflammatory.

phlogogen, phlogogon (*flog'-o-jen, flog'-o-gon*) [φλόγωσις, inflammation; γεννᾶν, to produce]. Any substance having the property of exciting inflammation in a tissue with which it comes in contact; an irritant.

phlogogenic (*flog-o-jen'-ik*) [see *phlogogen*]. Causing inflammation.

phlogogenous (*flo-goj'-en-us*) [φλογός, burning; γενής, producing]. Producing inflammation

phlogosin (*flog'-o-sin*) [φλόγωσις, inflammation]. A crystalline body isolated from cultures of pyogenic staphylococci, and causing suppuration when injected beneath the skin or introduced into the eye.

phlogosis (*flog-o'-sis*) [see *phlogosin*]. 1. Inflammation. 2. Erysipelas.

phlogotic (*flo-got'-ik*) [φλογός, burning]. Pertaining to or marked by phlogosis, or inflammation.

phlogozelotism (*flo-go-zel'-ot-izm*) [φλογός, burning; ζηλοῦν, to be eager]. A mania for ascribing to every disease an inflammatory origin.

phloretin (*flor-e'-tin*) [φλοιός, bark; ῥίζα, root]. A product of the treatment of phloridzin by dilute acids. Like that of phloridzin, its administration in suitable doses is followed by glycosuria or true diabetes.

phloridzin, phlorizin, phlorrhizin (*flor-id'-zin, flor-i'-zin*) [φλοιός, bark; ῥίζα, a root], $C_{21}H_{24}O_{10}.2H_2O$. A bitter crystalline glucoside occurring in the root and trunk of apple, pear, and other fruit-trees. It is said to possess antipyretic properties. Dose 5–10 gr. (0.32–0.65 Gm.). Given to lower animals it produces glycosuria. **p.-diabetes,** the glycosuria induced in lower animals, especially dogs, by the administration of phloridzin.

phloroglucin (*flo-ro-gloo'-sin*) [φλοιός, bark; γλυκύς, sweet], $C_6H_3(OH)_3$. A crystalline substance found in the bark of the cherry, pear, apple, and other trees, and used as a test for woody tissue (lignin) and hydrochloric acid.

phloroglucinol (*flo-ro-glu'-sin-ol*). Phloroglucin.

phlorol (*flo'-rol*) [φλοιός, bark; *oleum*, oil], $C_8H_{10}O$. A phenol found in creosote.

phlorose (*flo'-rōs*) [φλοιός, bark]. A glucose which is probably identical with dextrose.

phlorrhizin (*flor'-iz-in*). Synonym of *phloridzin*.

phlyctena, phlyctæna (*flik-te'-nah*) [φλύκταινα, a blister]. A vesicle.

phlyctenar (*flik'-ten-ar*) [φλύκταινα, blister] Affected with phlyctena; pertaining to phlyctena.

phlyctenoid (*flik'-ten-oid*). See *phlyctenular*.

phlyctenosis (*flik-ten-o'-sis*) [φλύκταινα, blister]. An eruption characterized by vesicles. **p. aggregata,** an herpetic eruption in which the vesicles are situated closely together. **p. labialis.** Synonym of *herpes labialis*. **p. sparsa,** a form in which the vesicles are few and at considerable distances from each other.

phlyctenula (*flik-ten'-ū-lah*) [dim. of φλύκταινα, blister]. A little vesicle or blister.

phlyctenular (*flik-ten'-ū-lar*) [*phlyctena*]. Resembling a phlyctenule; characterized by the formation of phlyctenules, as *phlyctenular* conjunctivitis.

phlyctenule (*flik-ten'-ūl*) [*phlyctena*]. A minute phlyctena; a little vesicle or blister.

phlysis (*fli'-sis*) [φλύσις, eruption]. 1. A phlyctenule. 2. A whitlow.

phlysoremid (*fli-so-rem'-id*). Trade name for capsules containing Koch's bacilli emulsion.

phlyzacion, phlyzacium (*fli-za'-se-on, fli-za'-se-um*) [φλύζειν, to inflame]. A pustular vesicle on an indurated base. **p. acutum.** See *ecthyma*.

phobia (*fo'-be-ah*) [φόβος, fear]. Any obsession of fear characteristic of insanity.

phobodipsia (*fo-bo-dip'-se-ah*) [φόβος, fear, δίψα, thirst]. Hydrophobia.

phobophobia (*fo-bo-fo'-be-ah*) [φόβος, fear] Dread of being afraid.

Phocas' disease (*fo-kah'*) [B. G. *Phocas*, French physician]. Chronic fibrous mastitis, characterized by the presence of multiple fibrous nodules in both breasts.

phocomelus (*fo-kom'-el-us*) [φώκη, a seal; μέλος, a limb]. A monster with rudimentary limbs, the hands and feet being attached almost directly to the trunk.

phonacoscope (*fo-nak'-o-skōp*) [φωνή, voice; ἀκούειν, to listen; σκοπεῖν, to examine]. An instrument for combined auscultation and percussion; it increases the intensity of the sounds heard.

phonacoscopy (*fo-nak-os'-ko-pe*). Examination of the chest with a phonoscope.

phonal (*fo'-nal*) [φωνή, voice]. Pertaining to the voice or to sound.

phonation (*fo-na'-shun*) [φωνή, voice]. The production of vocal sound or articulate speech. **p., subenergetic,** hypophonia. **p., superenergetic,** hyperphonia.

phonatory (*fon'-a-to-re*) [*phonation*]. Pertaining to phonation. **p. band.** Same as *vocal band*.

phonautogram (*fo-naw'-to-gram*) [φωνή, voice; αὐτός, self; γράμμα, inscription]. The diagram of a phonautograph.

phonautograph (*fo-naw'-to-graf*) [φωνή, voice; *autograph*]. An apparatus for recording automatically the vibrations of the air produced by the voice.

phone (*fōn*) [φωνή, sound, voice]. A vocal sound.

phoneme (*fo'-nēm*) [φώνημα, a sound]. An auditory hallucination.

phonendoscope (*fo-nen'-do-skōp*) [φωνή, voice; ἔνδον, within; σκοπεῖν, to view]. A variety of stethoscope which intensifies the auscultatory sounds

phonetic (*fo-net'-ik*) [φωνή, voice]. 1. Pertaining to or representing sounds. 2. Pertaining to the voice.

phonetics (*fo-net'-iks*). The science dealing with the mode of production of sounds.

phonic (*fon'-ik*) [φωνή, voice]. Pertaining to the voice. **p. spasm,** a spasm of the laryngeal muscles occurring on attempting to speak.

phonica (*fon'-ik-ah*). Diseases affecting the vocal organs.

phonism (*fo'-nizm*) [φωνή, voice]. A sensation, of sound or hearing, due to the effect of sight, touch, taste, or smell, or even to the thought of some object, person, or general conception.

phono- (*fo-no-*) [φωνή, voice]. A prefix denoting relating to the voice or to sound.

phonocardiogram (*fo-no-kar'-de-o-gram*) [*phono-*; καρδία, heart; γράμμα, a writing]. An instrument for registering the sounds of the heart.

phonocardiography (*fo-no-kar-de-og'-ra-fe*). Registration of the sounds of the heart.

phonochorda (*fo-no-kor'-dah*) [*phono-*; χορδή, cord: *pl*, *phonochordæ*]. A vocal band

phonogram (*fo'-no-gram*) [φώνη, voice; γράμμα, a writing]. A written record of a sound.

phonograph (*fo'-no-graf*) [*phono-*; γράφειν, to record]. An instrument consisting of a wax-coated cylinder revolving under a stylus attached to a diaphragm. The vibrations of the diaphragm, set in motion by the voice, cause the cylinder to be indented by the stylus. When the cylinder is again revolved, the movement of the stylus upon the cylinder throws the diaphragm into vibration and reproduces the original sounds of the voice

phonologist (*fo-nol'-o-jist*). Proposed term for a person versed in phonology, and who may, in addition, be skilled in applying the science.

phonology (*fo-nol'-o-je*) [φώνη, sound; λόγος, discourse]. Proposed name for the science of sound.

phonomania (*fo-no-ma'-ne-ah*) [φονή, slaughter; μανία, madness]. Homicidal mania.

phonomassage (*fo-no-mas-ahzh'*) [*phono-*, *massage*]. Action upon the tympanum by sound vibrations conducted into the auditory canal.

phonometer (*fo-nom'-et-er*) [*phono-*; μέτρον, a measure]. 1 An instrument for measuring the intensity of the voice. 2 An instrument for studying the arterial blood pressure when taken by the auscultatory method.

phonomyoclonus (*fo-no-mi-ok'-lo-nus*) [*phono-*; μῦς, muscle; κλόνος, tumult]. A condition in which a sound is heard on auscultation over a muscle, denoting fibrillary contractions; these latter may be so fine as to be invisible.

phononosus (*fo-non'-o-sus*). Synonym of *phonopathy*.

phonopathy (*fo-nop'-ath-e*) [*phono-*; πάθος, disease]. Any disorder or disease of the voice.

phonophobia (*fo-no-fo'-be-ah*) [*phono-*; φόβος, fear]. 1. A fear of speaking, in paresthesia of the larynx, because of the painful sensation produced during phonation. 2. Morbid dread of any sound or noise.

phonophore (*fo'-no-fōr*) [φωνή, sound; φορος, bearing; *pl.*, *phonophori*]. An auditory ossicle, viewed as a transmitter of sound. See *Paladino's phonophore*.

phonopneumomassage (*fo-no-nū-mo-mas-ahzj'*) [*phono-*; πνεῦμα, air; *massage*]. The exercise of the muscles, ligaments, and articulating surfaces of the inner ear by means of an electric apparatus.

phonopsia (*fo-nop'-se-ah*) [*phono-*; ὄψις, vision]. The perception of color-sensations by auditory sensations.

phonoscope (*fo'-no-skōp*) [*phono-*; σκοπεῖν, to examine]. A stethoscope for intensifying the tone in auscultation.

phonoscopy (*fo-nos'-kop-e*) [*phonoscope*]. The recording of the sounds heard by the phonoscope.

phonotherapy (*fo-no-ther'-ap-e*) [*phono-*; *therapy*]. The curative power of music.

phoria (*fo'-re-ah*) [φορά, motion]. A colloquialism used to represent one or more of the terms *orthophoria, heterophoria, exophoria, esophoria, etc.*

phoro- (*fo-ro-*) [φορά, motion]. A prefix meaning motion.

phoroblast (*for'-o-blast*) [φορεῖν, to bear; βλαστός, germ]. Connective tissue.

phorocyte (*for'-o-sīt*). A connective-tissue cell.

phorocytosis (*for-o-si-to'-sis*). Increase in the number of connective-tissue cells.

phorology (*fo-rol'-o-je*) [φορεῖν, to carry; λόγος, discourse]. Science pertaining to disease carriers.

phorometer (*for-om'-et-er*) [*phoro-*; μέτρον, a measure]. An instrument for measuring the relative strength of the ocular muscles.

phorone (*fo'-ron*). A substance prepared by saturating acetone with HCl and permitting it to stand.

phoro-optometer (*for-o-op-tom'-et-er*) [*phoro-*; ὀπτός, visible; μέτρον, a measure]. An apparatus for optical testing of muscular defects.

phoroplast (*for'-o-plast*). Connective tissue.

phorotone (*for'-o-tōn*) [*phoro-*; τόνος, strength]. An apparatus for exercising the eye-muscles.

phose (*fōz*) [φῶς, light]. A subjective sensation of light or color, as, scotoma scintillans. An *aphose* is a subjective sensation of shadow or darkness, as, muscæ volitantes. *Centraphoses* and *Centrophoses* are phoses originating in the optic centers. A *chromophose* is a subjective sensation of color. *Peripheraphoses* are peripheral aphoses. *Peripherophoses* are phoses originating in the peripheral organs of vision (the optic nerve or eyeball).

phosgen, phosgene (*fos'-jen, -jēn*) [φῶς, light; γεννᾶν, to produce]. Producing light. **p. gas,** $COCl_2$, carbonyl chloride; a colorless gas formed by the action of light on a mixture of carbonic oxide and chlorine.

phosgenic (*fos-jen'-ik*). See *photogenic*.

phosis (*fō-sis'*). The formation of a phose.

phosote (*fo'-sōt*). A syrupy liquid, consisting of creosote, 80%, and phosphoric anhydride, 20%. Dose 30 min. (2 Cc.) daily.

phosphagon (*fos'-fag-on*). Trade name of an elixir of various glycerophosphates.

phosphatase (*fos'-fat-ās*). An enzyme which splits up phosphoric acid esters.

phosphate (*fos'-fāt*) [*phosphorus*]. A salt of phosphoric acid. The phosphates are used in medicine as tonics and alteratives in conditions associated with malnutrition of the bones (rickets, scrofula). **p., acid,** one in which one or two of the hydrogen atoms only have been replaced by metals. **p., ammoniomagnesium,** a double salt of ammonium and magnesium and phosphoric acid. **p., earthy,** a phosphate of one of the alkaline earths. **p., normal,** one in which the three hydrogen atoms, or the six of two molecules, are substituted by metals, *e. g.*, Na_2PO_4, $Ca_3(PO_4)_2$. **p., triple,** ammoniomagnesium phosphate.

phosphatic (*fos-fat'-ik*) [*phosphate*]. Containing phosphates; characterized by the excretion of large amounts of phosphates.

phosphatide (*fos'-fa-tīd*) [*phosphorus*]. Any one of a large group of phosphorus-compounds found in brain-substance, and resembling the phosphates; they are esters of orthophosphoric acid.

phosphatol (*fos'-fat-ol*). A thick liquid obtained by action of phosphorus trichloride on creosote in an alcoholic solution of soda. It contains 90% of creosote; used in tuberculosis.

phosphatometer (*fos-fa-tom'-et-er*). Device for estimating amount of phosphates in urine.

phosphatoptosis (*fos-fat-o-to'-sis*) [*phosphate*; πτῶσις, a falling]. Spontaneous precipitation of phosphates in the urine.

phosphaturia (*fos-fat-ū'-re-ah*) [*phosphate*; οὖρον, urine]. A condition in which an excess of phosphates is passed in the urine.

phosphene (*fos'-fēn*) [φῶς, light; φαίνειν, to show]. A subjective luminous sensation caused by pressure upon the eyeball. **p. of accommodation,** a phosphene produced by the effort of accommodation. **p., pressure.** See *phosphene*.

phosphergot (*fos-fer'-got*). Sodium phosphate and ergot mixture; it is used in general debility.

phospherrin (*fos-fer'-in*). A mixture said to consist of ferric chloride, phosphoric acid, and glycerol.

phosphide (*fos'-fīd*) [*phosphorus*]. A compound of phosphorus and another element or radical acting as a base. The phosphides are used in medicine as substitutes for phosphorus.

phosphin, phosphine (*fos'-fin, fos'-fēn*) [*phosphorus*]. 1. Hydrogen phosphide, PH_3, a poisonous gas of alliaceous odor. 2. A substitution-compound of PH_3, bearing the same relation to it that an amine does to ammonia.

phosphite (*fos'-fīt*) [*phosphorus*]. A salt of phosphorous acid.

phospho- (*fos-fo-*) [*phosphorus*]. A prefix meaning relating to phosphorus or to its compounds.

phosphobion (*fos-fo'-be-on*). Trade name of a pill said to contain zinc phosphide and iron glycerophosphate; they are coated with graphite and keratin.

phosphoglyceric acid (*fos-fo-glis-e'-rik*) [*phospho-*; γλυκύς, sweet], $C_3H_9PO_6$. A liquid body obtained from lecithin.

phosphoglycoproteins (*fos-fo-gli-ko-pro'-te-ins*). The same as *nucleoalbumins*.

phosphoguaicol (*fos-fo-gwi'-ak-ol*). See *guaiacol phosphite*.

phosphomolybdic acid (*fos-fo-mol-ib'-dik*)[*phospho-*; *molybdenum*]. A compound of phosphoric acid and molybdenum trioxide. Test for alkaloids.

phosphonecrosis, phosphornecrosis (*fos-fo-ne-kro'-sis, fos-for-ne-kro'-sis*). See under *necrosis, phosphorus-*.

phosphonium (*fos-fo'-ne-um*) [*phosphorus*]. The hypothetical univalent radial PH_4; it is analogous to ammonium, NH_4.

phosphoprotein (*fos-fo-pro'-te-in*). A conjugated protein consisting of a compound of protein with a phosphorus-containing substance other than nucleic acid or lecithin.

phosphorated (*fos'-fo-ra-ted*) [*phosphorus*]. Containing phosphorus. **p. oil,** a 1% solution of phosphorus in expressed oil of almonds, with the addition of a small quantity of ether.

phosphorcin (*fos'-for-sin*). Trade name of a preparation of glycerophosphates with nux vomica and pepsin.

phosphorescence (*fos-for-es'-ens*) [*phosphorus*]. The spontaneous luminosity of phosphorus and other substances in the dark.

phosphorescent (*fos-for-es'-ent*) [*phosphorus*]. Possessing the quality of phosphorescence.

phosphoreted (*fos'-for-et-ed*) [*phosphorus*]. Combined with phosphorus.

phosphoric acid (*fos-for'-ik*). See *acid, phosphoric.*

phosphoridrosis, phosphorhidrosis (*fos-for-id-ro'-sis*) [*phospho-; ἱδρωσις*, sweat]. The secretion of phosphorescent sweat.

phosphorism (*fos'-for-izm*) [*phosphorus*]. Chronic phosphorus-poisoning.

phosphorized (*fos'-for-izd*) [*phosphorus*]. Containing phosphorus.

phosphorous acid (*fos-fo'-rus*). See under *acid.*

phosphoruria (*fos-for-ū'-re-ah*) [*phospho-; οὖρον*, urine]. 1. Phosphorescence of the urine. 2. Urine containing an excess of phosphates.

phosphorus (*fos'-for-us*) [*φῶς*, light; *φέρειν*, to bear] A nonmetallic element having a quantivalence of III or V, and an atomic weight of 31.04. Symbol P. In commerce it is prepared from bone-ash or from sombrerite, an impure calcium phosphate found in West Indian guano. Phosphorus may be obtained in several allotropic forms. *Ordinary phosphorus* is a yellowish-white, waxy solid, of a specific gravity of 1.837; it is exceedingly poisonous; it causes a widespread fatty degeneration, most marked in the liver. *Red* or *amorphous phosphorus* is a dark-red powder, having a specific gravity of 2.11, insoluble in carbon disulphide, noninflammable, nonluminous, non-poisonous. *Metallic* or *rhombohedral phosphorus* is an allotropic form produced by heating phosphorus in a sealed tube with melted lead. Its specific gravity is 2.34. Phosphorus is used as an alterative in osteomalacia; in rickets; in sexual impotence, threatened cerebral degeneration, neuralgia, chronic alcoholism, morphinomania, furunculosis, etc. Dose $\frac{1}{100}$ gr. (0.00065 Gm.). **p., pills of** (*pilulæ phosphori*, U. S. P.). Dose 1 pill. **p. trichloride,** a colorless liquid of unpleasant odor

phosphosucride (*fos-fo-su'-krid*). A substance containing phosphoric acid, a sugar, and fatty acids; it is derived from the waxy coating of the tubercle bacillus.

phosphotal (*fos'-fo-tal*). Creosote phosphite. See *phosphatol.*

phosphotungstic acid (*fos-fo-tung'-stik*). A crystalline compound of phosphoric and tungstic acids, used as a test for alkaloids and peptones.

phosphuret (*fos'-fū-ret*). A phosphide.

phosphureted, phosphuretted (*fos'-fū-ret-ed*). Synonym of *phosphoreted.*

phossy jaw (*fos'-e*). See *jaw, phossy.*

phosphuria (*fos-fū'-re-ah*). Syn of *phosphaturia.*

photalgia (*fo-tal'-je-ah*) [*photo-; ἄλγος*, pain]. Pain arising from too great intensity of light.

photaugiophobia (*fo-taw-je-o-fo'-be-ah*) [*photo-; αὐγή*, glare; *φοβός*, fear]. A shrinking from the glare of light.

phote (*fōt*) [*photo-*]. The unit of photochemical energy employed in connection with determination of the solidity of colors to average solar light at noon.

photesthesia, photæsthesia (*fo-tes-the'-ze-ah*) [*photo-; αἴσθησις*, sensation]. 1. Sensitiveness to light. 2. Photophobia.

photic (*fo'-tik*) [*photo-*]. Relating to light.

photism (*fo'-tizm*) [*φωτισμός*, an enlightening]. A sensation, as of color or light, produced by hearing, taste, smell, touch, or temperature, or even by the thought of some object, person, or general conception. Cf. phonism.

photo- (*fo-to-*) [*φῶς*, light]. A prefix denoting relation to light.

photoactinic (*fo-to-ak-tin'-ik*). Emitting both luminous and actinic rays.

photobacterium (*fo-to-bak-te'-re-um*). A genus or form of bacteria whose cultures are phosphorescent.

photobiotic (*fo-to-bi-ot'-ik*) [*photo-; βίος*, life]. Living in the light exclusively.

photocampsis (*fo-to-kamp'-sis*) [*photo-; κάμψις*, a bending]. Refraction of light.

photoceptor (*fo-to-sep'-tor*) [*photo-; ceptor*]. A nerve ending which is sensitive to rays of light.

photochemical (*fo-to-kem'-ik-al*) [*photo-; chemical*]. Pertaining to the chemical action of light.

photochemistry (*fo-to-kem'-is-tre*). That branch of chemistry treating of the chemical action of light.

photochromatic (*fo-to-kro-mat'-ik*) [*photo-; χρῶμα*, color]. Pertaining to colored light. **p. treatment,** treatment of disease by colored light.

photocinetic. Photokinetic.

photodynamic (*fo-to-di-nam'-ik*) [*photo-; δύναμις*, power] Pertaining to the energy of light.

photodynia (*fo-to-din'-e-ah*) [*photo-; ὀδύνη*, pain]. Pain arising from too great intensity of light; extreme photophobia.

photodysphoria (*fo-to-dis-fo'-re-ah*) [*photo-; δυσφορία*, excessive pain]. Intolerance of light; photophobia.

photoelectricity (*fo-to-e-lek-tris'-it-e*). Electricity produced under the influence of light.

photoelement (*fo-to-el'-e-ment*). The element of a galvanic battery which by decomposition gives photoelectricity.

photofluoroscope (*fo-to-floo'-o-ro-skōp*). See *fluoroscope.*

photogen (*fo'-to-jen*) [*photo-; γεννᾶν*, to produce]. A microorganism which produces phosphorescence or light.

photogene (*fo'-to-jēn*) [*photo-; γεννᾶν*, to produce]. 1. A retinal impression; an after-image. 2. A liquid derived from bituminous shale.

photogenesis (*fo-to-jen'-e-sis*) [*photo-; γεννᾶν*, to produce]. The production of light or of phosphorescence.

photogenic (*fo-to-jen'-ik*) [see *photogene*]. Light-producing.

photogenous (*fo-toj'-en-us*) [*photo-; γενής*, producing]. Producing light.

photogram (*fo'-to-gram*) [*photo-; γράμμα*, a writing]. A photographic representation of an enlargement obtained by the microscope.

photography (*fo-tog'-ra-fe*) [*photo-; γράφειν*, to write]. The art of producing an image of an object (*photograph*) by throwing the rays of light reflected from it upon a surface coated with a film of a substance, such as a silver salt, that is readily decomposed by light, subsequently treating the film with certain agents (developers) that bring out the image, and then dissolving the salt unacted upon by the light.

photohemotachometer, photohæmotachometer (*fo-to-hem-o-tak-om'-et-er*) [*photo-; αἷμα*, blood; *τάχος*, swiftness; *μέτρον*, a measure]. A hemotachometer in which the changes in level of the column of blood are photographed.

photokinetic (*fo-to-kin-et'-ik*) [*photo-; κινητικός*, causing movement]. Causing movement by means of light.

photologist (*fo-tol'-o-jist*). Proposed term for a person versed in photology, and who may, in addition, be skilled in applying the science.

photology (*fo-tol'-o-je*) [φῶς, light; λόγος, discourse]. Proposed name for the science of light.

photolysis (*fo-tol'-is-is*) [*photolyte*]. Decomposition by the action of light.

photolyte (*fo'-to-lit*) [*photo-*; λύειν, to loosen]. A substance that is decomposed by the action of light.

photomagnetism (*fo-to-mag'-net-izm*) [*photo-*; *magnetism*]. Magnetism produced by the action of light.

photomania (*fo-to-ma'-ne-ah*) [*photo-*; μανία, madness]. 1. The increase of maniacal symptoms under the influence of light. 2. A morbid desire for light.

photometer (*fo-tom'-et-er*) [*photo-*; μέτρον, a measure]. An instrument for measuring the intensity of light.

photometry (*fo-tom'-et-re*) [see *photometer*]. The measurement of the intensity of light.

photomicrograph (*fo-to-mi'-kro-graf*). A photograph of a small or microscopic object, usually made with the aid of a microscope, and of sufficient size for observation with the naked eye. Cf. *microphotograph*.

photomicrography (*fo-to-mi-krog'-ra-fe*) [*photomicrograph*]. The art of producing photomicrographs.

photonosus (*fo-ton'-o-sus*) [*photo-*; νόσος, disease]. A diseased condition arising from continued exposure to intense or glaring light, *e. g.*, snow-blindness, etc.

photoparesthesia (*fo-to-par-es-the'-ze-ah*) [*photo-*; παρά, beside; αἴσθησις, sensation]. Defective, or perverted, retinal sensibility.

photopathy (*fo-top'-ath-e*) [*photo-*; πάθος, suffering]. Same as photonosus, *q. v.*

photoperceptive (*fo-to-per-sep'-tiv*) [*photo-*; *percipere*, to perceive]. Capable of receiving and perceiving rays of light.

photophilic (*fo-to-fil'-ik*) [*photo-*; φιλεῖν, to love]. Seeking or loving light.

photophobia (*fo-to-fo'-be-ah*) [*photo-*; φόβος, fear]. Intolerance of light.

photophobic (*fo-to-fo'-bik*) [*photo-*; φόβος, fear]. Affected with, or pertaining to, photophobia.

photophone (*fo'-to-fōn*) [*photo-*; φωνή, sound]. An apparatus for the graphic representation of the character of sound-waves by means of flames.

photophore (*fo'-to-fōr*) [*photo-*; φέρειν, to bear]. An instrument for examination of the cavities of the body by means of the electric light.

photopsia (*fo-top'-se-ah*) [*photo-*; ὄψις, sight]. Subjective sensations of sparks or flashes of light occurring in certain morbid conditions of the optic nerve, the retina, or the brain.

photoptic (*fo-top'-tik*) [*photopsia*]. Relating to photopsia.

photoptometer (*fo-top-tom'-et-er*) [*photo-*; ὤψ, eye; μέτρον, a measure]. An instrument for determining visual acuity.

photoptometry (*fo-top-tom'-et-re*) [*photo-*; ὤψ, eye; μέτρον, measure]. The measurement of the perception of light.

photoradiometer (*fo-to-ra-de-om'-et-er*). An instrument for the measurement of the quantity of x-rays passing through a given surface.

photoreceptive (*fo-to-re-sep'-tiv*) [*photo-*; *recipere*, to receive]. Capable of receiving and perceiving rays of light.

photoreceptor (*fo-to-re-sep'-tor*). Photoceptor.

photoscope (*fo-to'-skōp*) [*photo-*; σκοπεῖν, to view]. 1. A fluoroscope. 2. An instrument used in inspecting the antrum of Highmore as regards the translucency of its walls.

photoscopy (*fo-tos'-ko-pe*) [*photo-*; σκοπεῖν, to view]. The same as *skiascopy*.

photoskioptic (*fo-to-ski-op'-tik*) [*photo-*; σκία, shadow; ὀπτικός, pertaining to sight]. Skiagraphic.

photosyntax (*fo-to-sin'-taks*) [*photo-*; συντασσεῖν, to arrange]. The process of the manufacture of carbohydrates by plants.

photosynthesis (*fo-to-sin'-the-sis*) [*photo-*; σύνθεσις, putting together]. The building up of an organic compound by the action of light through the agency of chlorophyll, considered to be due to a soluble ferment, the chlorophyll acting simply as a chemical screen or sensibilizer.

phototachometer (*fo-to-tak-om'-et-ur*) [*photo-*; τάχος, speed; μέτρον, measure]. An apparatus for determining the velocity of light rays.

phototactic (*fo-to-tak'-tik*). Pertaining to phototaxis.

phototaxis (*fo-to-taks'-is*) [*photo-*; τάξις, arrangement]. Same as phototropism. See *tropism*.

phototherapy (*fo-to-ther'-ap-e*) [*photo-*; θεραπεία, treatment]. 1. The treatment of disease by light. 2. Finsen's light-treatment: the treatment of skin diseases by the application of the concentrated chemic rays (blue, violet, and ultraviolet) of light. 3. The treatment of smallpox by red light.

phototonus (*fo-tot'-o-nus*) [*photo-*; τόνος, tension]. In biology, a condition of increased vital irritability or motility due to exposure to light, in contrast with the rigidity or quiescence produced by darkness.

phototropism (*fo-tot'-ro-pizm*) [*photo-*; τρόπος, a turning]. See *tropism*.

photoxylin, photoxylon (*fo-toks'-il-in, fo-toks'-il-on*) [*photo-*; ξύλον, wood]. A substance produced from wood-pulp by the action of sulphuric acid and potassium nitrate. It serves as a substitute for collodion in minor surgery, and as a medium for mounting microscopic specimens.

photuria (*fo-tū'-re-ah*) [*photo-*; οὖρον, urine]. The passage of phosphorescent urine.

Phragmidiothrix (*frag-mid'-i-o-thriks*) [φραγμός, a fence; θρίξ, hair]. A genus of bacteria belonging to the *Chlamidobacteriaceæ*; filaments unbranched; divisions in three directions; sheath scarcely visible. Cf. Table p 856.

phren (*fren*) [φρήν, the mind, also the diaphragm]. 1. The diaphragm. 2. Mind.

phrenalgia (*fren-al'-je-ah*) [*phren*; ἄλγος, pain]. 1. Melancholia; psychalgia. 2 Neuralgia of the diaphragm

phrenasthenia (*fren-as-the'-ne-ah*) [*phreno-*; ἀσθένεια, weakness]. 1. Paresis of the diaphragm. 2. Congenital mental weakness.

phrenasthenic (*fren-as-then'-ik*). 1. Relating to phrenasthenia; idiotic, imbecile. 2. A feeble-minded person.

phrenasthesia (*fren-as-the'-ze-ah*). Idiocy.

phrenatrophia (*fren-at-ro'-fe-ah*) [*phreno-*; *atrophy*]. Atrophy of the brain; idiocy.

phrenauxe (*fren-awks'-e*) [*phren*; αὔξη, enlargement]. Hypertrophy of the brain.

phrenesiac (*fren-e'-ze-ak*) [*phreno-*]. One who is affected with phrenesis; an insane person.

phrenesis (*fren-e'-sis*) [φρένησις, insanity]. Frenzy; delirium; insanity.

phrenetic (*fren-et'-ik*) [*phren*]. Maniacal; delirious.

phrenic (*fren'-ik*) [*phren*]. 1. Pertaining to the diaphragm, as *phrenic* nerve, *phrenic* artery. 2. Pertaining to the mind.

phrenicectomy (*fren-is-ek'-to-me*) [*phrenic-*; ἐκτόμη, excision]. Resection of a piece of the phrenic nerve.

phrenico-exeresis (*fren-ik-o-eks-er-e'-sis*) [*phrenic*; ἐξ, out; αἱρέειν, to take.] Extraction of the phrenic nerve.

phrenicocolic (*fren-ik-o-kol'-ik*). See *phrenocolic*.

phrenicogastric (*fren-ik-o-gas'-trik*). *Phrenogastric.*

phrenicosplenic (*fren-ik-o-splen'-ik*). *Phrenosplenic.*

phrenicotomy (*fren-ik-ot'-o-me*) [*phrenic-*; τόμη, incision]. Division of the phrenic nerve in the neck for the purpose of causing a one-sided paralysis of the diaphragm with consequent immobilization.

phrenitic (*fren-it'-ik*). 1. Pertaining to, or affected with phrenitis. 2. Relating to the mind.

phrenitis (*fren-i'-tis*) [*phren*; ιτις, inflammation]. 1. Inflammation of the brain. 2. Inflammation of the diaphragm. 3. Acute delirium.

phreno- (*phren-o-*) [*phren*] A prefix meaning relating either to the mind or to the diaphragm.

phrenoblabia (*fren-o-bla'-be-ah*) [*phreno-*; βλάβη, hurt]. Any disorder of the mind.

phrenocardia (*fren-o-kar'-de-ah*) [*phreno-*; κάρδια, heart]. A neurasthenic condition associated with dyspnea and with pain in the region of the heart.

phrenocolic (*fren-o-kol'-ik*) [*phreno-*; *colon*] Pertaining to the diaphragm and the colon.

phrenocolopexy (*fren-o-ko'-lo-peks-e*) [*phreno-*; *colon*; πῆξις, fixation]. The operation of suturing a prolapsed or displaced colon to the diaphragm.

phrenocostal (*fren-o-kos'-tal*) [*phreno-*; *costa*, rib]. Pertaining to the diaphragm and the ribs.

phrenogastric (*fren-o-gas'-trik*) [*phreno-*; γαστήρ, stomach]. Pertaining conjointly to the stomach and the diaphragm.

phrenoglottic (*fren-o-glot'-ik*). Pertaining to the diaphragm and the glottis.

phrenoglottismus (*fren-o-glot-iz'-mus*). Spasm of the glottis ascribed to disease of the diaphragm.

phrenograph (*fren'-o-graf*) [*phreno-*; γράφειν, to write]. An instrument for registering the movements of the diaphragm.

phrenohepatic (*fren-o-hep-at'-ik*) [*phreno-*; ἧπαρ, liver]. Pertaining to the diaphragm and the liver.

phrenolepsia (*fren-o-lep'-se-ah*) [*phreno-*; λῆψις, seizure]. Insanity.

phrenologist (*fren-ol'-o-jist*). One versed in phrenology.

phrenology (*fren-ol'-o-je*) [*phreno-*; λόγος, science]. The theory that the various faculties of the mind occupy distinct and separate areas in the brain-cortex, and that the predominance of certain faculties can be predicted from modifications of the parts of the skull overlying the areas where these faculties are located.

phrenoparalysis (*fren-o-par-al'-is-is*). See *phrenoplegia*.

phrenopath (*fren'-o-path*) [*phreno-*; πάθος, disease]. One who devotes himself to phrenopathy; an alienist.

phrenopathy (*fren-op'-ath-e*) [*phreno-*; πάθος, disease]. Mental disease.

phrenoplegia (*fren-o-ple'-je-ah*) [*phreno-*; πληγή, stroke]. 1. A sudden failure of mental power. 2. Paralysis of the diaphragm.

phrenoptosis (*fren-op-to'-sis*) [*phreno-*; πτῶσις, falling]. Prolapse of the diaphragm.

phrenosin (*fren'-o-sin*) [*phren*]. A nitrogenous body obtained from brain tissue.

phrenosplenic (*fren-o-splen'-ik*) [*phreno-*; *spleen*]. Pertaining to the diaphragm and the spleen.

phricasmus (*frik-as'-mus*) [φρίκη, shivering]. Gooseskin.

phrictopathic (*frik-to-path'-ik*) [φρίκη, shivering; πάθος, disease]. Pertaining to, or accompanied by, a shuddering sensation.

phronemophobia (*fron-e-mo-fo'-be-ah*) [φρόνημα, a thought; φόβος, fear]. Morbid dread of thinking.

phronesis (*fron-e'-sis*) [φρονεῖν, to think]. Soundness of mind, or of judgment.

phrynin (*frin'-in*). A substance from the skin of the toad. See *bufidine*.

phrynolysin (*frin-ol'-is-in*) [φρύνη, a toad; λύσις, a solution]. The lysin or toxin of the fire toad, *Bombinator igneus;* it is hemolytic for the blood of various animals, and is destroyed by digestive ferments, by alkalies or by heating to 50° C.

phthalate (*thal'-āt*). Any salt of phthalic acid.

phthalic acid (*thal'-ik*) [from *naphthalene*], $C_8H_6O_4$. A crystalline substance derived from naphthalene.

phtheiriasis, phthiriasis (*thi-ri'-as-is*) [φθείρ, a louse]. See *pediculosis*.

phthinoid (*thi'-noid*) [*phthisis*; εἶδος, likeness]. Having tuberculous characteristics.

phthiremia, phthiræmia (*thi-re'-me-ah*) [φθείρειν, to corrupt; αἷμα, blood]. A depraved state of the blood, with diminished plasticity.

phthiriophobia (*thi-re-o-fo'-be-ah*) [φθείρ, a louse; φόβος, fear]. Morbid dread of being infested with lice.

Phthirius (*thi'-re-us*) [φθείρ, a louse]. A genus of *Pediculidæ* or true lice. **P. inguinalis**, pediculus pubis

phthisic (*tiz'-ik*) [*phthisis*]. 1. Affected with or of the nature of phthisis or asthma. 2. A person affected with phthisis or asthma. 3. Pertaining to phthisis or asthma.

phthisical (*tiz'-ik-al*) [φθίσις, a wasting]. 1. Pertaining to or affected with phthisis, or tuberculosis. 2. Popularly, same as asthmatic. **p. frame, p. habit**, a long, narrow flat chest, with depressed sternum, acute costal angle, a fair, transparent skin, light complexion, blue eyes, winged scapulæ, slender limbs. As to internal organs, the heart is relatively small, the arteries narrow, the pulmonary artery relatively wider than the aorta, and the lung-volume rather large.

phthisin (*tiz'-in*). A proprietary preparation of the bronchial glands of animals; used in diseases of the lungs.

phthisiogenesis (*tiz-e-o-jen'-es-is*) [φθίσις, wasting; γένεσις, genesis]. The production of phthisis or wasting.

phthisiology (*tiz-e-ol'-o-je*) [*phthisis*; λόγος, science]. The study or science of phthisis or tuberculosis; its causes, pathology, hygiene, and therapeutics.

phthisiomania (*tiz-e-o-ma'-ne-ah*) [φθίσις, wasting; μανία, madness]. An unalterable and unfounded conviction that one is suffering from phthisis.

phthisiophobia (*tiz-e-o-fo'-be-ah*) [*phthisis*; φόβος, dread]. Morbid dread of pulmonary consumption or tuberculosis.

phthisiotherapy (*tiz-e-o-ther'-ap-e*) [*phthisis*; θεραπεία, therapy]. Therapeutic measures for the cure of pulmonary tuberculosis.

phthisis (*ti'-sis, te-sis*, or *thi'-sis*) [φθίειν, to waste]. 1. A wasting away or consumption. 2. Any disease characterized by emaciation and loss of strength, especially pulmonary tuberculosis.

3. Asthma. **p., black,** anthracosis. **p. bulbi,** shrinking of the eyeball. **p., fibroid.** 1. Interstitial pneumonia. 2. Chronic tuberculosis of the lungs attended with the formation of fibrous tissue, which contracts, causes shrinking of the affected part, and sometimes bronchiectasis by traction on the bronchi. **p., file-cutter's,** siderosis. **p. florida,** an acute, rapidly fatal pulmonary tuberculosis. Syn., *galloping consumption.* **p., glandular,** tuberculosis of the lymphatic glands. **p., grinder's,** siderosis. **p., hepatic,** tuberculosis of the liver. **p., laryngeal,** tuberculosis of the larynx. **p., nodosa,** miliary tuberculosis of the lungs. **p. pancreatica,** emaciation and cachexia from disease of the pancreas. **p., phlegmatic,** phthisis without loss of flesh. **p., pulmonary.** 1. Tuberculosis of the lung. 2. Any one of a variety of interstitial pneumonias, such as *grinder's phthisis, miner's phthisis, stone-cutter's phthisis,* etc. **p., tuberculous,** that due to the bacillus of tuberculosis. **p. ventriculi,** atrophy of the mucous membrane and thinning of the coats of the stomach

phthisopyrin (*tiz-o-pi'-rin*). A proprietary remedy of sodium arsenate, aspirin, and camphoric acid, used in the treatment of tuberculosis.

phthora (*tho'-rah*) [φθορά, decomposition]. 1. Corruption. 2. Syn. of the *plague.* 3. Abortion.

phtioic acid (*ti'-o-ik*). See under *acid.*

phycochrome (*fi'-ko-krōm*) [φῦκος, seaweed; χρῶμα, color]. The complex blue-green pigment that masks the pure green of the chlorophyl in certain Algæ, (*Cyanophyceæ*). It is composed of phycocyanin, scytonemin, etc.

phycocyanin (*fi-ko-si'-an-in*) [φῦκος, seaweed; κυανός, blue]. In biology, a beautiful blue pigment, characteristic of the *Cyanophyceæ* among *Algæ.*

Phycomycetes (*fi-ko-mi-se'-tēz*) [φῦκος, seaweed; μῦκης, fungus]. An order of fungi, with a one-celled thallus which becomes septate only during sporulation.

phygogalactic (*fi-go-gal-ak'-tik*) [φυγεῖν, to avoid; γάλα, milk]. 1. Stopping the secretion of milk. 2. An agent that checks the secretion of milk.

phylacagogic (*fi-lak-a-goj'-ik*) [φύλαξ, a guardian; ἀγώγος, leading]. Stimulating the production of protective antibodies.

phylacogen (*fi-lak'-o-jen*) [φύλαξ, a guard]. Trade name of a modified vaccine.

phylactic agent (*fi-lak'-tik*). An agent possessing phylactic power.

phylactic power (*fi-lak'-tik*) φύλαξ, a guardian]. The power of an organism to defend itself against infection.

phylaxin (*fi-laks'-in*) [φύλαξ, a guardian]. A defensive protein found in animals that have acquired an artificial immunity to a given infectious disease. The phylaxins are of two varieties: one having the power to destroy pathogenic microorganisms, called *mycophylaxin;* one that counteracts the poisons of the microorganisms, called *toxophylaxin.*

phylaxiology (*fi-laks-e-ol'-o-je*) [*phylaxis;* λόγος, science]. The science of protection against infection.

phylaxis (*fi-laks'-is*) [φύλαξ, a guardian]. The activity of the body in defending itself against infection.

phyletic (*fi-let'-ik*) [φῦλον, a tribe]. Pertaining to phylogenesis.

phylogenesis, phylogeny (*fi-lo-gen'-es-is, fi-loj'-en-e*) [φῦλον, a tribe; γεννᾶν, to beget]. The evolution of a group or species of animals or plants from the simplest form; the evolution of the species, as distinguished from *ontogeny,* the evolution of the individual.

phylogenetic (*fi-lo-jen-et'-ik*) [*phylogenesis*]. Pertaining to phylogenesis.

phylum (*fi'-lum*) [φῦλον, a tribe; *pl.*, *phyla*]. In biology, a primary division of the animal or vegetable kingdom.

phyma (*fi'-mah*) [φῦμα, a growth]. 1. Formerly, any one of a variety of swellings of the skin. 2. A localized plastic exudate larger than a tubercle; a circumscribed swelling of the skin.

phymatiasis (*fi-mat-i'-as-is*). Same as *tuberculosis.*

phymatoid (*fi'-mat-oid*) [*phyma;* εἶδος, like]. Resembling a phyma or tubercle.

phymatorhusin (*fi-mat-or-oo'-sin*). A pigment found in the metastatic deposits of a melanotic sarcoma of the skin.

phymatosis (*fi-mat-o'-sis*) [*phyma*]. 1. Any disease characterized by the formation of phymata or nodules. 2. Tuberculosis.

phyone (*fi'-ōn*) [φύω, cause to grow]. A growth-promoting hormone from the anterior pituitary body.

phyraliphore (*fi-ral'-if-ōr*). A cavity containing vesicles produced in endogenous cell-formation.

physalides (*fis-al'-id-ēz*). Plural of *physalis.*

physaliphorous (*fis-al-if'-or-us*) [φυσαλλίς, a bladder; φέρειν, to bear]. Furnished with vesicles or bladders; relating to or containing physaliphores.

physalis (*fis'-al-is*) [φυσαλλίς, a bladder]. A large giant epithelial cell of giant-cell carcinoma.

physconia (*fis-ko'-ne-ah*) [φύσκων, paunch]. Any abdominal enlargement, especially from tympanites. **p. adiposa,** corpulency. **p. aquosa,** ascites. **p. biliosa,** distention of the gall-bladder. **p. mesenterica.** Synonym of *tabes mesenterica.*

physiatrics (*fiz-e-at'-riks*) [φύσις, nature; ἰατρεία, treatment]. The power of nature in curing disease: *vis medicatrix naturæ.*

physiautotherapia (*fiz-e-aw-to-ther-a'-pe-ah*) [φύσις, nature; αὐτος, self; θεραπεύειν, to cure]. Strictly expectant treatment.

physic (*fiz'-ik*) [φύσις, nature]. 1. The science of medicine. 2. A medicine, especially a cathartic. 3. To administer medicines; also to purge.

physical (*fiz'-ik-al*) [see *physic*]. 1. Pertaining to nature; also pertaining to the body or material things. 2. Pertaining to physics. **p. diagnosis,** the investigation of disease by direct aid of the senses, sight, touch, and hearing. **p. examination,** examination of the patient's body to determine the condition of the various organs and parts. **p. signs,** the phenomena observed on inspection, palpation, percussion, auscultation, mensuration, or combinations of these methods.

physician (*fiz-ish'-an*) [φύσις, nature]. One who practises medicine. **p., house,** the chief among the medical internes in a hospital.

physicist (*fiz'-is-ist*). 1. One skilled in physics. 2. One who holds that vital phenomena are purely physical and chemical.

Physick's encysted rectum (*fiz'-ik*) [Philip Syng *Physick,* American surgeon, 1768–1837]. Hypertrophic dilatation of the rectal pouches

physiochemic, physicochemical (*fiz-e-o-kem'-ik, fiz-ik-o-kem'-ik-al*) [φύσις, nature; *chemic*]. Pertaining to both physics and chemistry.

physicogenic (*fiz-ik-o-jen'-ik*). Produced by physical causes.

physics (*fiz'-iks*) [*φύσις*, nature]. The science of nature, especially that treating of the properties of matter and of the forces governing it.

physinosis (*fiz-in-o'-sis*) [*φύσις*, nature; *νόσος*, disease]. Any disease due to physical causes.

physiobathmism (*fiz-e-o-bath'-mism*). Inherited growth-energy which has been interfered with by physical energy.

physiognomy (*fiz-e-og'-no-me*) [*φύσις*, nature; *γνώμη*, knowledge]. 1. The science treating of the methods of determining character by a study of the face. 2. The countenance.

physiologic, physiological (*fiz-e-o-loj'-ik, -al*) [*physiology*]. 1. Pertaining to physiology. 2. Pertaining to natural or normal processes, as opposed to those that are pathological. **p. antidote,** an antidote that neutralizes a poison by effects on the system that are antagonistic to those of the poison. **p. unit.** See *unit, physiological.*

physiologico-anatomical (*fiz-e-o-loj'-ik-o-an-at-om'-ik-al*). Pertaining to physiology and anatomy.

physiologist (*fiz-e-ol'-o-jist*) [*physiology*]. One versed in physiology.

physiology (*fiz-e-ol'-o-je*) [*φύσις*, nature; *λόγος*, science]. The science that treats of the functions of organic beings, as distinguished from *morphology*, etc. **p., animal,** the physiology of animals. **p., cellular,** the physiology of cells. **p., comparative,** the comparative study of the physiology of different animals and plants. **p., morbid,** the study of diseased functions or of functions modified by disease. **p., pathogenetic, p., pathological,** pathology. **p., special,** the physiology of special organs. **p. vegetable,** the physiology of plants.

physiolysis (*fiz-e-ol'-is-is*) [*φύσις*, nature; *λύειν*, to dissolve]. The disintegration of dead tissue by, natural processes.

physiomedicalism (*fiz-e-o-med'-ik-al-izm*) [*φύσις* nature; *medicari*, to heal]. The professed use of natural remedies only, poisons and minerals being rejected.

physiopathology (*fiz-e-o-path-ol'-o-je*). The study of function as affected by disease.

physiotherapy (*fiz-e-o-ther'-ap-e*) [*φύσις*, nature; *θεραπεία*, therapy] The use of the forces of nature in the treatment of disease; for example heat, light, electricity, exercise, air, water. See *physiatrics, physiautotherapia*

physique (*fiz-ēk'*) [Fr.]. Physical structure or organization.

physocele (*fi'-so-sēl*) [*φῦσα*, air; *κήλη*, tumor]. 1. A swelling containing air or gas. 2. Emphysema of the scrotum; a hernia filled with flatus.

physocephalus (*fi-so-sef'-al-us*) [*φῦσα*, air; *κεφαλή*, head]. Emphysematous swelling of the head.

physohematometra (*fi-so-hem-at-o-me'-trah*) [*φῦσα*, air; *αἷμα*, blood; *μήτρα*, uterus]. An accumulation of gas, or air, and blood in the uterus, as in decomposition of retained menses, or placental tissue.

physohydrometra (*fi-so-hi-dro-me'-trah*) [*φῦσα*, air; *hydrometra*]. An accumulation of gas and water in the uterus.

physometra (*fi-so-me'-trah*) [*φῦσα*, air; *μήτρα*, uterus]. A distention of the uterus with gas.

physoncus (*fi-song'-kus*) [*φῦσα*, air; *ὄγκος*, tumor]. A swelling due to the presence of air.

physopyosalpinx (*fi-so-pi-o-sal'-pinx*) [*φῦσα*, air; *pyosalpinx*]. Pyosalpinx with formation of gas in the Fallopian tube.

physoscheocele (*fi-sos'-ke-o-sēl*) [*φῦσα*, air; *ὀσχεον*, scrotum; *κήλη*, tumor]. Emphysema of the scrotum.

physospasmus (*fi-so-spas'-mus*) [*φῦσα*, air, flatus; *σπασμός*, spasm]. Flatulent colic.

physostigma (*fi-so-stig'-mah*) [*φῦσα*, air; *stigma*]. Calabar bean; ordeal-nut. The seed of *Physostigma venenosum*, of the natural order *Leguminosæ*, which is used by the natives of Africa as an ordeal poison. It contains two alkaloids —*eserine* or *physostigmine* and *calabarine*. It acts as general depressant, producing motor paralysis, and in poisonous doses causing death by paralysis of the respiration. It is a miotic, and in small doses stimulates the heart and intestinal peristalsis. In medicine it is employed as a motor depressant in tetanus and other spasms; as a stimulant in intestinal atony and dilatation, in asthma and emphysema. **p., extract of** (*extractum physostigmatis*, U. S. P., B. P.). Dose ¼–½ gr. (0.008–0.016 Gm.). **p. tincture of** (*tinctura physostigmatis*, U. S. P.). Dose 5–20 min. (0.32–1.3 Cc.).

physostigmine (*fi-so-stig'-mēn*) [*physostigma*], $C_{15}H_{21}N_3O_2$. An alkaloid found in the seed of *Physostigma venenosum*, Calabar bean. It is used in traumatic tetanus, tonic convulsions, strychnine poisoning, neuralgia, muscular rheumatism; chronic bronchitis, etc. Dose $\frac{1}{100}$–$\frac{1}{60}$ gr. (0.0003–0.001 Gm.); maximum dose $\frac{1}{60}$ gr. (0.001 Gm.), single. Syn., *eserine.* **p. salicylate** (*physostigminæ salicylas*, U. S. P.), eserine salicylate, is used internally in doses of $\frac{1}{80}$ gr. (0.0008 Gm.), but its chief use is for instillation into the eye as a miotic in conditions of mydriasis, and to lessen intraocular tension in glaucoma. It is used in these conditions in solution of the strength of from 1 to 2 gr. to the ounce. **p. sulphate** (*physostigminæ sulphas*, U. S. P.), eserine sulphate, is used in the same manner as the salicylate.

physostol (*fi-sos'-tōl*). A 1% sterilized solution of physostigmine in olive oil, sold in sealed tubes containing five grammes.

phytalbumose (*fi-tal'-bū-mōs*) [*φυτόν*, a plant; *albumose*]. A vegetable albumose.

phytin (*fi'-tin*). The potassium magnesium salt of inosit-phosphoric acid. It is found in a phosphorus compound contained in the seeds of plants.

phyto-(*fi-to*) (*φυτόν*, a plant]. A prefix signifying relation to plants.

phytobezoar (*fi-to-be'-zōr*) [*phyto-; bezoar*]. A hairball or ball of vegetable fiber sometimes found in the stomach.

phytochemistry (*fi-to-kem'-is-tre*) [*phyto-; chemistry*]. Vegetable chemistry.

phytogenesis (*fi-to-jen'-es-is*) [*phyto-; genesis*]. The science of the origin and development of plants.

phytogenetic (*fi-to-jen-et'-ik*). Pertaining to phytogenesis.

phytogenous (*fi-toj'-en-us*) [see *phytogenesis*]. Produced by plants.

phytogeny (*fi-toj'-en-e*). Same as *phytogenesis.*

phytoid (*fi'-toid*) [*phyto-; εἶδος*, like]. Plant-like; *e. g.*, certain animals and organs.

phytolacca (*fi-to-lak'-ah*) [*phyto-; lacca*, lac]. The dried root of *P. decandra*, a plant of the natural order *Phytolaccaceæ*. It is emetocathartic and slightly narcotic, and has been used in rheumatism and locally in granular conjunctivitis and parasitic skin diseases. Dose 10–30 gr. (0.65–1.9 Gm.). **p. fluid-extract of** (*fluidextractum*

phytolaccæ, U. S. P.). Dose 5–30 min. (0.32–1.9 Cc.).

phytolaccin (*fi-to-lak'-sin*) [*phyto-*; *lacca*, lac]. A resinoid, or the precipitate from a tincture of the root of *Phytolacca decandra*. It is alterative, anti-syphilitic, laxative, etc. Dose 1 to 3 gr.

phytolin (*fi'-tol-in*). A proprietary liquid said to be prepared from berries of *Phytolacca decandra*, used in obesity.

phytomelin (*fi-tom'-el-in*). See *rutin*.

phytoparasite (*fi-to-par'-as-it*) [*phyto-*; *parasite*]. A vegetable parasite.

phytopathogenic (*fi-to-path-o-jen'-ik*) [*phyto-*; *πάθος*, disease; *γεννᾶν*, to produce]. Causing disease in plants.

phytopathology (*fi-to-path-ol'-o-je*) [*phyto-*; *pathology*]. 1. The science of diseases of plants. 2. The science of diseases due to vegetable organisms.

phytophagous (*fi-toff'-ag-us*) [*phyto-*; *φάγειν*, to eat]. 1. Plant-eating. 2. Vegetarian.

phytoplasm (*fi'-to-plazm*) [*phyto-*; *plasma*]. Vegetable protoplasm.

phytoprecipitin (*fi-to-pre-sip'-it-in*). A precipitin produced by immunization with albumin of vegetable origin.

phytosis (*fi-to'-sis*) [*phyto-*; *νόσος*, disease. *pl.*, *phytoses*]. 1. Any disease due to the presence of vegetable parasites. 2. The production of disease by vegetable parasites. 3. The presence of vegetable parasites.

phytostearin (*fi-to-ste'-ar-in*) [*phyto-*; *στέαρ*, fat]. A fat-like substance, similar to cholesterin, present in plant-seeds and sprouts.

phytosterin (*fi-tos'-ter-in*). Phytostearin.

phytosterol (*fi-tos'-ter-ol*). Phytostearin.

phytosyntax (*fi-to-sin'-taks*) [*phyto-*; *συντάσσειν*, to put together]. A term designating the process of formation of complex carbon compounds out of simple ones under the influence of light. Cf. *photosynthesis*.

phytotoxin (*fi-to-toks'-in*) [*phyto-*; *toxin*]. A toxin derived from a plant, such as abrin, ricin and crotin

phytovitellin (*fi-to-vit-el'-in*) [*phyto-*; *vitellus*, yolk]. A vegetable albumin resembling vitellin.

phytoxylin (*fi-toks'-il-in*) [*phyto-*; *ξύλον*, wood]. A substance resembling pyroxylin.

phytozoon (*fi-to-zo'-on*) [*phyto-*; *ζῷον*, animal]. A plant-like animal; a zoophyte.

pia, pia mater (*pi-a ma'-ter*) [L., "kind or tender mother"]. The vascular membrane enveloping the surface of the brain and spinal cord, and consisting of a plexus of blood-vessels held in a fine areolar tissue. **p. m. encephali**, the pia mater of the brain **p. m. spinalis**, the pia mater of the spinal cord.

pia-arachnitis (*pi-ah-ar-ak-ni'-tis*). See *piarachnitis*.

pia-arachnoid (*pi-ah-ar-ak'-noid*). See *piarachnoid*.

pial (*pi'-al*) [*pia*]. Pertaining to the pia.

pialyn (*pi'-al-in*) [*πίαρ*, fat; *λύειν*, to split up, or decompose]. See *steapsin*.

piamatral (*pi'-ah-ma'-tral*). See *pial*.

pian (*pi'-an*). See *frambesia*.

piano-player's cramp. A painful spasm of the muscles occurring in piano-players as the result of overuse of the muscles in playing; a form of occupation neurosis.

piarachnitis (*pi-ah-rak-ni'-tis*) [*piarachnoid*; *itis*, inflammation]. Inflammation of the piarachnoid. Syn., *leptomeningitis*.

piarachnoid (*pi-ah-rak'-noid*) [*pia*; *arachnoid*]. The pia and arachnoid considered as one structure.

piarolytic (*pi-ar-o-lit'-ik*) [*πίαρ*, fat; *λυτικός*, dissolving]. Forming emulsions with fat.

piarrhemia, piarrhœmia (*pi-ar-e'-me-ah*) [*πίαρ*, fat, *αἷμα*, blood]. See *pemia*.

Piazza's fluid (*pe-az' ah*). Sodium chloride and ferric chloride, each, 1 Gm.; water, 4 Cc. It is used as a means of coagulating blood.

piblokto (*pe-blok'-to*) [Eskimo]. A form of hysteria found among Eskimo women in Greenland.

pica (*pi'-kah*) [L., "magpie"]. A craving for unnatural and strange articles of food; a symptom present in certain forms of insanity, hysteria, and chlorosis, and during pregnancy.

Picea (*pis'-e-ah*) [L., "the pitch-pine"]. A genus of coniferous trees. *P. alba* is the white spruce. *P. excelsa*, or *P. vulgaris*, the common fir or pitch-pine, yields resin and turpentine. *P. nigra* is the black spruce.

picein (*pis'-e-in*) [*picea*] A glucoside from the leaves of the Norway spruce, *Picea excelsa*.

piceol (*pi'-se-ol*). A decomposition product of picein, by action of emulsion.

piceous (*pis'-e-us*) [*pix*, pitch]. Resembling pitch.

pichi (*pe'-che*) [native Chilean]. The stems and leaves of *Fabiana imbricata*, growing in Chile. It is a terebinthin having tonic properties, and is of repute in the treatment of catarrhal inflammations of the genito-urinary tract. Dose of the fld ext. ʒj; of the extract gr. v–x.

Pick's bundle (*pik*). [Friedel *Pick*, Austrian physician, 1867–1926] An anomalous bundle of nerve-fibers in the oblongata connected with the pyramidal tract. **P.'s disease**, pseudocirrhosis of the liver, met occasionally as a complication of adhesive pericarditis. **P.'s syndrome**, enlargement of the liver, recurring ascites, but with no jaundice and no cardiac symptoms.

picoline (*pik'-o-lin*) [*picea*; *oleum*, oil], C_6H_7N. Methylpyridine, a liquid obtained by distillation from coal-tar.

picotement (*pe-kōt-mon(g)*) [Fr.]. A pricking sensation; tingling, formication.

picraconitine (*pik-ra-kon'-it-in*) [*πίκρος*, bitter; *aconitine*]. A very bitter but not poisonous powder derived from aconitine.

picradonidin (*pik-ra-don'-id-in*). A glucoside derived from adonis.

Picræna (*pik-re'-nah*) [*πικρός*, bitter]. A genus of the *Simarubeæ*, indigenous to the West Indies. *P. excelsa* furnishes Jamaica quassia. *P. vellozii*, quina quassia, is a Brazilian species; the bark is used in intermittent fever.

picramic acid (*pik-ram'-ik*) [*πικρός*, bitter; *amine*], $C_6H_5N_3O_5$ Picric acid in which one NO_2 radical has been replaced by NH_2.

picramin (*pik-ram'-in*). A synonym of *amarin*.

Picramnia (*pik-ram'-ne-ah*) [*πικρός*, bitter; *θάμνος*, shrub] A genus of the *Simarubæ*. The bark of the root and stem (*Honduras bark*) is used in colic, syphilis, and cholera.

Picrasma (*pik-raz'-mah*) [*πικρός*, bitter]. A genus of the *Simarubeæ*. The bark of *P. javanica*, of Java, and of *P. quassioides*, of India, is used as an antipyretic, and the wood as a substitute for quassia; the wood contains quassin.

picrate (*pik'-rāt*) [*picric acid*]. A salt of picric acid

picratol (*pik'-rat-ol*). See *silver trinitrophenolate*.

picric acid (*pik'-rik*) [*πικρός*, bitter]. See *acid, picric*. **p.-acid test.** See *Braun's reaction for glucose*.

picrin (*pik'-rin*) [πικρός, bitter]. A bitter substance from digitalis. Dose. ¼–½ gr. (0.016–0.033 Gm.).

picroaniline (*pik-ro-an'-il-in*). A histologic stain consisting of a mixture of saturated solutions of picric acid and aniline-blue.

picrocarmine (*pik-ro-kar'-min*) [πικρός, bitter; *carmine*]. A preparation for staining specimens for the microscope. Its composition is as follows carmine, 1; ammonia, 5; distilled water, 50 parts. After solution 50 parts of a saturated water solution of picric acid are added, and the mixture allowed to stand in a wide-mouthed bottle until the ammonia has evaporated. It is then filtered.

picroformal (*pik-ro-form'-al*). A fixing agent consisting of a mixture of a saturated solution of picric acid and a 6% aqueous solution of formal.

picroglycin, picroglycion (*pik-ro-gli'-sin, pik-ro-gli'-se-on*) [πικρός, bitter; γλυκύς, sweet]. A crystalline, bitter substance, found in *Solanum dulcamara*. It may be impure solanine.

picrol (*pik'-rol*), $C_6HI_2(OH)_2SO_3K$. A white, odorless powder containing 52% of iodine, soluble in alcohol and ether; used as a wound antiseptic. Syn., *potassium diiodoresorcin-monosulphate*.

picromel (*pik'-ro-mel*) [πικρός, bitter; μέλι, honey]. A mixture of unknown composition containing salts of glycocholic and taurocholic acids.

picronigrosin (*pik-ro-ni'-gro-sin*). A stain consisting of picric acid and nigrosin in alcohol.

picropodophyllin (*pik-ro-po-do-fil'-in*). A crystalline substance obtained from *Podophyllum peltatum*.

picropyrine (*pik-ro-pi'-rēn*). A derivative of picric acid and antipyrine occurring in yellow inflammable needles.

picrosclerotine (*pik-ro-skle'-ro-tēn*). A poisonous alkaloid occurring in ergot.

picrotoxin (*pik-ro-toks'-in*) [πικρός, bitter; τοξικόν, a poison]. A bitter neutral principle prepared from *Anamirta paniculata* (*Cocculus indicus*). Picrotoxin stimulates the motor and inhibitory centers in the medulla, especially the respiratory and vagus centers, it causes epileptiform spasms by irritation of the motor centers of the cerebrum or cord. Its action is much like that of strychnine. It has been used in an ointment (10 gr. to 1 oz.) in pityriasis capitis and in pediculosis. It is useful in the night-sweats of phthisis and in the complex of symptoms known as vasomotor ataxia. Dose $\frac{1}{60}$–$\frac{1}{20}$ gr. (0.001–0.003 Gm.).

picrotoxinism (*pik-ro-toks'-in-izm*). Poisoning by picrotoxin; characterized by spasms of an epileptiform nature or resembling tetanus, followed by loss of consciousness and coma.

Pictet's chloroform (*pik-tet'*). See *chloroform*.

pictet liquid (*pik'-tet*) [*pix*, pitch]. A liquid consisting of a mixture of sulphurous acid gas and carbon dioxide liquefied under pressure.

piebald skin. See *leukoderma* and *vitiligo*.

piedra (*pe-a'-drah*) [S. A.]. A disease of the hair marked by the formation of hard, pinhead-sized nodules on the shaft of the hair; it is thought to be due to a micrococcus.

piesesthesia (*pi-es-es-the'-se-ah*) [πίεσις, pressure; αἴσθησις, sensation]. Perception of the sense of pressure.

piesimeter, piesmeter (*pi-es-im'-et-er, pi-es'-me-ter*). See *piezometer*.

Pietrowski's reaction for proteins (*pe-at-rof'-ske*). The biuret reaction; a violet color is produced on heating a protein with an excess of a concentrated solution of sodium hydroxide and one or two drops of a dilute solution of copper sulphate. This color is deepened by boiling.

piezometer (*pi-e-zom'-et-er*) [πιέζειν, to press; μέτρον, a measure]. An apparatus for measuring the degree of compression of gases or fluids. 2. An apparatus for testing the sensitiveness of the skin to pressure.

Piffard's paste (*pif'-ard*) [Henry Granger *Piffard*, American dermatologist, 1842–1910]. A paste composed of 5 parts of sodium tartrate, 2 of caustic soda, and one of copper sulphate.

pigeon-breast (*pij'-un*). See under *breast*.

pigment (*pig'-ment*) [*pingere*, to paint]. 1. A dyestuff; a coloring-matter. Pigments may be in solution or in the form of granules or crystals. 2. Any organic coloring matter of the body. 3. Any stain used in microscopical work. 4. Any medicinal agent applied externally to the skin, like paint. **p., blood-.** See *p., hematogenous*. **p., cholera-blue,** a color-base obtained by dissolving cholera-red in concentrated sulphuric acid and then neutralizing with caustic soda. **p., cholera-red,** a color-base found in cultures of cholera bacilli which, upon addition of mineral acids, gives a beautiful violet color. On rendering the solution alkaline and shaking it with benzol the cholera-red is obtained in brownish-red lamellæ. Distillation of cholera-red with zinc dust gives indol. **p.-granule,** one of the minute structureless masses of which pigment consists. **P., hematogenous,** any pigment derived from the blood. Hematogenous pigments are hemoglobin, hematoidin, hemosiderin, and the bile-pigments (*hepatogenous pigments*) which are indirectly derived from the blood-pigment. **p., metabolic,** a pigment formed by the metabolic action of cells. Melanin is the type of metabolic pigments.

pigmentary (*pig'-men-ta-re*) [*pigment*]. Pertaining to or containing pigment; characterized by the formation of pigment.

pigmentation (*pig-men-ta'-shun*) [*pigment*]. Deposition of or discoloration by pigment.

pigmentodermia (*pig-ment-o-der'-me-ah*). See *chromodermatosis*.

pigmentolysin (*pig-men-tol'-is-in*). An antibody which causes destruction of pigment.

pigmentophage (*pig-ment'-o-fāj*) [*pigment*; φάγειν, to eat]. A phagocyte which destroys pigment, especially that of hairs.

pigmentum nigrum (*pig-men'-tum ni'-grum*) [L., black pigment]. The dark coloring-matter which lines the choroid coat of the eye.

Pignet's formula (*pēn-ya'*) [——*Pignet*, French surgeon]. A standard of physical condition: $F = H - (C + W)$; where F is the empirical factor, H the height in centimeters, C the chest measurement in centimeters at deep inspiration, and W the weight in kilograms. When F is less than 10, a man is said to be *very strong*, between 10 and 15 he is strong, between 15 and 20 he is *good*, between 20 and 25 he is *fair*, between 25 and 30 he is *weak*, and above 35 *very weak*. See *Black's formula*

piitis (*pi-i'-tis*) [*pia*, pia; ιτις, inflammation]. Inflammation of the pia mater; leptomeningitis.

pil. Abbreviation of Latin *pilula*, pill.

pilar, pilary (*pi'-lar, pi'-lar-e*) [*pilaris; pilus*, hair]. Pertaining to the hair.

pilaster (*pi-las'-ter*) [*pila*, a pillar]. See *pilastered femur*.

pilastered (*pi-las'-terd*) [*pila*, a pillar]. Flanged so as to have a fluted appearance; arranged in pilasters or columns. **p. femur,** a condition of the femur in which the backward concavity of the shaft is exaggerated and the linea aspera prominent.

pilatio (*pi-la'-she-o*) [*pilus*, hair]. A cranial fissure.

pilation (*ps-la'-shun*). See *fracture, capillary.*

pile (*pīl*) [*pilus*, a hair]. 1. The hair or hairs collectively of any part of the integument. 2. A hemorrhoid. 3. A battery. **p., prostatic,** a condition of enlarged prostate in which hemorrhage results. **p., sentinal,** the thickened wall of the anal pocket at the lower end of an anal fissure. **p., thermo-electric,** a battery in which an electric current is generated on heating the bars of two kinds of metal soldered together, of which the pile consists. An index registering the exact degree of heat is moved by the current.

pileous (*pi'-le-us*) [*pilus*, a hair]. Pertaining to hair; hairy.

piles (*pīlz*). Hemorrhoids, *q. v.*

pileum (*pil'-e-um*) [*pileum*, a cap: *pl.*, *pilea*]. 1. In biology, the cap or whole top of the head of a bird, from bill to nape, including the forehead, vertex, and occiput. 2. A lobe of the cerebellum lying between the vermis and the paraflocculus. Its relation to the peduncle is like that of a cap.

pileus (*pil'-e-us*) [*pileus*, a cap: *pl.*, *pilei*]. 1. The disc of the *Medusæ*, for which many writers have substituted the name umbrella or disc. It is also applied to the cap-like or umbrella-like summit of the stipe of many fungi. The hymenium-bearing portion is the same as *cap.* 2. A nipple shield. **p. hippocraticus,** the capeline bandage. **p. ventriculi,** the cap of the stomach; the pyloric cap, or first portion of the duodenum.

pili (*pi'-li*) [plural of *pilus*, a hair]. Hairs. **p., annulati,** ringed hairs, leukotrichia annularis. **p. congenital,** hair existing at birth. **p., postgenital,** that appearing some time after birth.

piliation (*pil-e-a'-shun*) [*pilus*, hair]. The formation and production of hair.

piliform (*pi'-lif-orm*) [*pilus*, hair; *forma*, a form]. Having the form or appearance of hair; filiform.

piliganine (*ps-lig'-an-ēn*), $C_{11}H_{24}N_2O$(?). An alkaloid obtained from *Lycopodium saururus;* it is emetic, cathartic, drastic, anthelmintic, antispasmodic. Dose ½–¼ gr. (0.01–0.02 Gm.). The hydrochloride is used in the same way.

pilimiction (*pi-lim-ik'-shun*) [*pilus*, hair; *mingere*, to urinate]. The passing of urine containing hair-like filaments.

pilin (*pi'-lin*). A proprietary cosmetic said to be 60% alcohol, perfumed and colored and containing benzoic acid.

pill [*pilula*, dim. of *pila*, a ball]. A small, round mass containing one or more medicinal substances and used for internal administration. **p., Blaud's.** See *ferrous carbonate, pills of.* **p., blue.** See *mercury mass.* **p.'s compound cathartic.** See *compound cathartic pills.* **p., Griffith's.** Synonym of *p., Blaud's.* **p., Lady Webster's,** pill of aloes and mastic. **p.-mass,** a cohesive mass used to hold together the medicinal ingredients of a pill.

pillar (*pil'-ar*) [*pila*, a pillar]. A columnar structure acting as a support. **p. of the abdominal ring,** one of the columns on each side of the abdominal ring. **p. of the fauces,** one of the folds of mucous membrane on each side of the fauces. **p. of the fornix, anterior,** a band of white matter on each side passing from the anterior extremity of the fornix to the base of the brain. **p. of the fornix, posterior,** one of two bands passing from the posterior extremities of the fornix into the descending horn of the lateral ventricle.

pillet (*pil'-et*). A little pill, or pellet.

pilleus, pilleum (*pil'-e-us, pil'-e-um*) [L. a cap or caul]. The caul or membrane which sometimes covers a child's head during birth. **p. ventriculi,** the cap of the stomach; the pyloric cap, or first portion of the duodenum.

pillion (*pil-yong'*). An artificial leg, usually in the form of a wooden stump. Also called *pylon.*

pilo- (*pi-lo-*) [*pilus*, a hair]. A prefix meaning relating to the hair or hairy.

pilocarpidine (*pi-lo-kar'-pid-ēn*). An alkaloid from jaborandi similar in physiological effect to pilocarpine but weaker.

pilocarpine (*ps-lo-car'-pēn*) [see *pilocarpus*]. An alkaloid isolated from pilocarpus. Used locally as a miotic. See *pilocarpus.* **p. hydrochloride** (*pilocarpinæ hydrochloridum*, U. S. P.). Dose ¼ gr. (0.008 Gm.). **p. nitrate** (*pilocarpinæ nitras*, U. S P.). Dose ¼ gr. (0.008 Gm.).

pilocarpus (*ps-lo-kar'-pus*) [*pilo-*; καρπός, fruit]. The leaflets of *Pilocarpus jaborandi*, a South American shrub of the natural order *Rutaceæ:* it yields *pilocarpine*, $C_{11}H_{16}N_2O_2$, which resembles atropine in action. Jaborandi and its alkaloid pilocarpine taken internally produce salivation, perspiration, and contraction of the pupil. They are employed as diaphoretics in dropsy, Bright's disease, uremia, rheumatism, and in the early stage of cold. Dose 20–40 gr. (1.3–4.0 Gm.). **p., fluidextract of** (*fluidextractum pilocarpi*, U. S. P.). Dose 10–30 min. (0.6–2.0 Cc.).

pilocerine (*pi-los'-er-ēn*). A poisonous alkaloid, from a cactus, *Pilocereus.*

pilocystic (*pi-lo-sis'-tik*) [*pilo-*; κύστις, a sac]. Applied to encysted tumors containing hair and fat.

pilomotor (*pi-lo-mo'-tor*) [*pilo-*; *movere*, to move]. Causing movement of the hair. **p. nerves,** nerves causing contraction of the arrectores pili. **p. reflex,** the appearance of "goose-skin" when the skin is irritated.

pilonidal (*pi-lo-ni'-dal*) [*pilo-*; *nidus*, a nest]. Containing an accumulation of hairs in a cyst. **p. fistula,** a fistula in the neighborhood of the rectum depending upon the presence of a tuft of hair in the tissues. **p. sinus,** pilonidal fistula.

pilose, pilous (*pi'-lōs, pi'-lus*) [*pilosus*, hairy]. Hairy.

pilosebaceous (*pi-lo-se-ba'-shus*). Pertaining to the hair follicles and sebaceous glands.

pilosis (*pi-lo'-sis*) [*pilus*, a hair]. The abnormal or excessive development of hair.

pilosity (*pi-los'-it-e*) [*pilus*, a hair]. The state of being pilose.

Piltz's reflex. Alteration of the size of the pupil when the attention is suddenly fixed.

pilula (*pil'-ū-lah*) [L., pl., *pilulæ*]. A pill.

pilular (*pil'-ū-lar*) [*pilula*, dim. of *pila*, a ball]. Of the nature of or pertaining to pills.

pilule (*pil'-ūl*) [*pilula*, a small pill]. A small pill.

pilus (*pi'-lus*) [*pilus*, a hair; *pl.*, *pili*]. 1. A hair. 2. In biology, a fine, slender, hair-like body. **pili gossypii,** cotton staple. **pili tactiles,** tactile hairs.

pimeladen (*pim-el'-ad-en*) [πιμελή, fat; ἀδήν, gland; *pl.*, *pimeladenes*]. Any sebaceous gland.

pimelecchysis (*pim-el-ek'-kis-is*) [πιμελή, fat; ἔκχυσις, a pouring out]. An excessive discharge of fat or of sebaceous matter.

pimelitis (*pim-el-i'-tis*) [πιμελή, fat; ιτις, inflammation]. Inflammation of any adipose tissue; also, of connective tissue in general.

pimeloma (*pim-el-o'-mah*) [πιμελή, fat; ὄμα, tumor; *pl.*, *pimelomata*]. A fatty tumor; lipoma.

pimelopterygium (*pim-el-o-ter-ij'-e-um*) [πιμελή, fat; πτερύγιον, a small wing]. A fatty outgrowth on the conjunctiva.

pimelorrhea (*pim-el-or-e'-ah*) [πιμελή, fat; ῥοία, a flow]. An excessive fatty discharge. Fecal discharge of undigested fat.

pimelorthopnea (*pim-el-or-thop'-ne-ah*) [πιμελή, fat; *orthopnea*]. Orthopnea due to obesity.

pimelosis (*pim-el-o'-sis*) [πιμελή, fat; νόσος, disease]. Conversion into fat. The fatty degeneration of any tissue; obesity, or corpulence.

pimelotic (*pim-el-ot'-ik*). Affected with pimelosis.

pimeluria (*pim-el-ū'-re-ah*) [πιμελή, fat; οὖρον, urine]. The excretion of fat in the urine; lipuria.

pimenta (*pi-men'-tah*) [Sp., *pimiento*]. Allspice, the nearly ripe fruit of *P. officinalis*, a tree of the natural order *Myrtaceæ*. It has a fragrant aromatic odor, due to the presence of a volatile oil. Pimenta is used as an aromatic carminative in flatulence and locally in chilblains. Dose 10–40 gr. (0.65–2.6 Gm.). **p., oil of** (*oleum pimentæ*, U. S. P.). Dose 2–5 min. (0.13–1.32 Cc.).

pimento (*pi-men'-to*). Synonym of *pimenta*.

Pimpinella (*pim-pin-el'-ah*). A genus of umbelliferous plants. *P. anisum* yields anise. *P. saxifraga* is said to be diaphoretic, diuretic, and stomachic, and has been employed in asthma, dropsy, amenorrhea, etc. Dose ½ dr. (2 Cc.).

pimple (*pim'-pl*) [AS., *pipel*]. A small pustule or papule.

pinacoline (*pi-nak'-ol-ēn*). A liquid derived from acetone; it has an odor of peppermint and a yellow color.

pinapin (*pin'-ap-in*). A fermented pineapple-juice, recommended in catarrh of the stomach, also as a spray in nasal catarrh.

Pinard's sign (*pe-nar'*) [Adolphe *Pinard*, French obstetrician, 1844–]. After the sixth month of pregnancy a sharp pain upon pressure over the fundus uteri is frequently a sign of breech presentation.

pincement (*pans'-mo(n)g*) [Fr., "pinching"]. In massage, a pinching or nipping of the tissues.

pincers (*pin'-cers*) [Fr., *pince*]. Forceps.

pincet, pincette (*pan-set'*) [Fr.]. A small forceps.

Pinckneya (*pingk'-ne-ah*). A genus of the *Rubiaceæ*. *P. pubens* is a small tree of the southern United States. The bark is astringent and tonic and is used in intermittent fevers.

pine (*pīn*) [*pinus*]. A genus of trees of the order *Coniferæ*, yielding turpentine, pitch, tar, and other substances.

pineal (*pin'-e-al*) [*pinus*, a pine-cone]. Belonging to or shaped like a pine-cone. **p. body, p. gland**, the epiphysis, a small, reddish-gray, vascular body situated behind the third ventricle, which is embraced by its two peduncles; it is also called the *conarium*, from its conical shape. **p. eye**, a rudimentary third, median, or unpaired eye of certain lizards, with which the pineal body of the mammalia is homologous. **p. habena, p. habenula**, the stalk of the pineal body. **p. peduncle**, a narrow white band on each side of the pineal body. **p. ventricle**, the cavity occasionally found within the pineal body.

pinealectomy (*pin-e-al-ek'-to-me*) [*pineal*; ἐκτομή, excision]. Surgical removal of the pineal body.

pinealism (*pin-e'-al-izm*). Disturbances due to abnormality in the secretion of the pineal gland.

pineapple (*pīn'-apl*). The fruit of the *Ananas sativa*, or *Bromelia ananas;* it contains an enzyme *bromelin*, resembling trypsin.

Pinel's system (*pe-nel'*) [Philippe *Pinel*, French alienist, 1745–1826]. In the treatment of the insane, suppression of all forceful proceedings.

pinenchyma (*pin-en'-kim-ah*) [πίναξ, tablet; ἔγχυμα, infusion]. Tissues composed of flat cells.

pinene (*pi'-nēn*) [*pinus*, pine], $C_{10}H_{16}$. A hydrocarbon, the chief constituent of many essential oils.

pineoline (*pin'-e-o-lēn*). A proprietary extract of the needles of *Pinus pumilio*, combined with vaseline and lanolin; it is used as an application in skin diseases.

pinguecula, pinguicula (*pin-gwek'-ū-lah, pin-gwik'-ū-lah*) [dim. of *pinguis*, fat]. A small, yellowish-white patch situated on the conjunctiva, between the cornea and the canthus of the eye; it is composed of connective tissue.

pinguedo cordis (*pin-gwe'-do-kor'-dis*) [L. "fatness of heart"]. Fatty deposit in the heart.

pinguid (*ping'-gwid*) [*pinguis*, fat]. Fat; unctuous.

pinguoleum (*ping-gwo'-le-um*) [*pinguis*, fat; *oleum*, oil]. A fatty or fixed oil.

pinhole (*pin'-hōl*). A minute perforation like that made by a pin. **p. os**, an extreme degree of atresia of the os uteri, seen in young and undeveloped women. **p. pupil, pin-point pupil**, contraction of the iris to an extent that the pupil is scarcely larger than a pin's head. It is seen in opium-poisoning, after the use of miotics, in certain cerebral diseases, in locomotor ataxia, etc.

piniform (*pin'-if-orm*) [*pine; forma*, form]. Shaped like a pine-cone.

pink disease. A form of erythroedema found in infants; the hands and feet are red and cold, vesicles are found about the fingers and toes, sweating is present; insomnia and itching are constant, and the inguinal and axillary glands may be involved.

pink-eye. 1. A contagious, mucopurulent conjunctivitis occurring especially in horses. 2. Acute contagious conjunctivitis in man.

pink powders. Powders containing calomel and sugar, colored with a little carmine.

pinkroot. See *spigelia*.

pink salt. Stannic chloride with ammonium chloride.

pinna (*pin'-ah*) [L., "feather;" "wing"]. The projecting part of the external ear; the auricle. **p. nasi.** Synonym of *ala nasi*.

pinnal (*pin'-al*). Pertaining to the pinna.

pinocytosis (*pin-o-si-to'-sis*) [πίνειν, to drink; κύτος, a cell]. A name for the property exhibited by phagocytes of imbibing and absorbing liquid substances.

pinol (*pi'-nol*). The commercial name for the oil distilled from the needles of *Pinus pumilio*. It is recommended in tuberculosis, rheumatism, etc., and may be used externally and internally.

pinoleum (*pin-o'-le-um*) [*pine; oleum*, oil]. Trade name of a preparation said to contain menthol, camphor, oil of eucalyptus, oil of cinnamon, and pine-needle oil in liquid petrolatum.

pinotherapy (*pi-no-ther'-ap-e*) [πεῖνα, hunger; θεραπεία, therapy]. Hunger-cure or nestotherapy.

pint (*pīnt*). The eighth part of a gallon; 16 fluidounces; an *imperial pint* contains 20 fluidounces. Symbol O (*octarius*)

pinta disease (*pin'-tah*) [Sp., "spot"]. Parasitic skin disease of the tropics. Also called *pinto, mal de los pintos,* and *spotted sickness.*

Pinus (*pi'-nus*). The pine (*q. v.*). *P. pumilio* of the Alps, yields a turpentine and an oil used in medicine. The bark of *P. strobus,* white pine of the northern United States, is astringent and antiseptic, and is used in diarrhea and dysentery. Dose of the *fluidextract* 30–60 min. (1.8–3.7 Cc.). An oil distilled from the leaves of *P. sylvestris,* Scotch pine or fir, is used in medicine; the young pine-cones are diuretic. An extract from the leaves is used as a diuretic and antiseptic.

pinus (*pi'-nus*). 1. The pineal body. 2. Pine.

pinworm. See *Oxyuris* and *Ascaris.*

pioepithelium (*pi-o-ep-ith-e'-le-um*) [πίων, fat; *epithelium*]. Epithelium containing fat.

pion (*pi'-on*) [πίων, fat]. Fat.

pionemia, pionæmia (*pi-on-e'-me-ah*). See *lipemia*

piorthopnea (*pi-or-thop-ne'-a*) [πίων, fat; ὀρθός, upright; πνόη, breath]. Orthopnea due to obesity.

pioscope (*pi'-o-skōp*) [πίων, fat; σκοπεῖν, to see]. A variety of galactoscope.

Piotrowski's reaction for proteins. Add a drop of copper sulfate solution and potassium hydroxide, —a violet color denotes the presence of biuret.

pip. A contagious disease of fowls characterized by a secretion of thick mucus in the throat and mouth

piper (*pi-per'*) [L.]. Pepper (*q. v.*).

piperazidin (*pi-per-az'-id-in*). See *piperazin.*

piperazin (*pi-per'-ă-zin*), $C_4H_{10}N_2$. Diethylendiamine, a crystalline substance produced by the action of ammonia on ethylene bromide or chloride. It is readily soluble in water. In watery solutions it acts as an excellent solvent of uric acid. It is used internally in cases of gout, lithemia, diabetes, and as a solvent for uric-acid calculi. Dose 15 gr. (1 Gm.) a day; for hypodermatic use it is best employed in a 2% solution. **p. quinate,** a form used in gout. Dose 75–120 gr. (5–8 Gm.) daily in broken doses. **p. water,** a combination of equal parts of piperazin and phenocoll in water.

piperic (*pi-per'-ik*) [*peper*]. Pertaining to or containing pepper. **p. acid,** $C_{12}H_{10}O_4$, a monobasic acid obtained by decomposing piperin.

piperidine (*pi-per'-id-ēn*) [*piper*], $C_5H_{11}N$. A liquid base produced in the decomposition of piperine. **p. bitartrate,** is recommended in uratic diathesis. Dose 10–16 gr. (0.65–1.03 Gm.) 3 times daily. **p. guaiacolate,** $C_5H_{11}N.(C_7H_8O_2)_2$, is used in tuberculosis. Dose 10 gr. (0.65 Gm.) twice daily.

piperine (*pi'-per-ēn*). A neutral principle (*piperina,* U. S. P.) obtained from pepper.

piperism (*pi'-per-izm*). Poisoning by pepper, marked by acute gastritis.

piperovatine (*pi-per-o'-va-tēn*), $C_{16}H_{21}NO_2$. A crystalline alkaloid isolated from *Piper ovatum.* A heart-poison and depressant of motor and sensory nerves. Acts like strychnine.

pipet, pipette (*pip-et'*) [Fr., dim. of *pipe*]. A glass tube open at both ends, but usually drawn out to a smaller size at one end.

pipmenthol (*pip-men'-thol*) [*piper,* pepper; *mentha,* mint]. A name for the menthol obtained from peppermint.

pipsissewa (*pip-sis'-e-wah*). See *chimaphila.*

piptonychia (*pip-to-nik'-e-ah*) [πίπτειν, to fall; ὄνυξ a nail]. Shedding of the nails.

piqûre (*pe-kūr'*) [F.]. Puncture. **p. glycosuria,** experimental glycosuria produced by puncture of the diabetic center in the medulla.

Piria's test for tyrosin (*pir'-e-ah*). Moisten the substance on a watch-glass with concentrated sulphuric acid, and warm two to ten minutes on a water-bath. Dilute with water, warm, neutralize with barium carbonate, filter while warm, and add a dilute solution of ferric chloride. In the presence of tyrosin a violet color results. An excess of ferric chloride destroys the color.

piriform (*pir'-if-orm*). Synonym of *pyriform.*

Pirogoff's formula (*pir'-o-gof*) [Nikolai Vanovich *Pirogoff,* Russian surgeon, 1810–1881]. Sublimed sulphur, ½ oz.; potassium carbonate, 1 oz.; distilled water, ½ oz.; tincture of iodine, 1 oz.; lard, 3 oz. Used for the treatment of favus. **P.'s operation** or **amputation,** *for amputation through the foot;* a partial osteoplastic operation in which the os calcis is sawed through obliquely from above downward and forward, and the posterior portion is brought up and secured against the surface made by sawing off the lower ends of the tibia and fibula.

Piroplasma (*pi-ro-plaz'-mah*) [πῦρ, fire; πλάσσειν, to form] A genus of hematozoa. **P. bigeminum,** a species found in Texas fever. **P. canis,** a species causing the bilious fever or malignant jaundice of dogs. **P. donovani.** Same as *Leishman-Donovan bodies, q. v.* **P. equi,** a South African species causing a bilious fever in horses. **P. hominis,** the species responsible for Rocky Mountain spotted fever in man. **P. ovis,** a species affecting sheep. **P. parvum,** a species causing the Rhodesian red-water fever of cattle in Western Africa.

piroplasmosis (*pi-ro-plaz-mo'-sis*). Infection with piroplasma.

Pirquet's (von) reaction (*pēr-ka'*) [Clemens von *Pirquet,* Austrian physician 1874–]. Apply a few drops of a 4% solution of old tuberculin to a slightly scarified area; if positive, a number of papules appear surrounded by a hyperemic area.

piscidia erythrina (*pis-id'-e-ah er-e-thri'-nah*) [*piscis,* fish; *cædere,* to kill]. Jamaica dogwood, a tree of the order *Leguminosæ,* the bark of which has been used for stupefying fish. It contains a neutral principle, *piscidin.* Piscidin has been used as an anodyne in neuralgia, whooping-cough, and insomnia. Dose of the *fluidextract* 1 dr. (4 Cc.).

piscidin (*pis'-id-in*). See under *Piscidia erythrina.*

pisiform (*pis'-if-orm*) [*pisum,* a pea; *forma,* form]. Pea-shaped. **p. bone,** a small bone on the inner and anterior aspect of the carpus.

pit [AS., *pyt,* from *puteus,* a well or pit]. 1. A depression, as the *pit* of the stomach; the armpit. 2. To indent by pressing. **p., auditory,** the embryonic depression preceding the labyrinth. **p., basilar,** the depression upon the palatal surfaces of the upper incisor teeth, at the base of the cingula. **p. of the stomach:** (1) a name popularly given to that abdomen just below the sternum and between the cartilages of the false ribs; it is also termed *scrobiculus cordis;* (2) any one of the openings of gastric tubules visible on the mucous surface of the stomach. **p., tear,** the lacrimal sinus.

pitch [ME., *picchen,* to throw]. 1. The height of a sound; that quality which depends upon the relative rapidity of the vibrations that produce the sound. 2. [AS., *pic,* from *pix,* pitch]. A hard but viscous, shining substance, breaking with a conchoid fracture, obtained from various species of pine and from tar. **p. blende,** an oxide of uranium, the source of the radium

salts known to commerce. It occurs in pitchy black masses, rarely in octahedrons Syn., *pechurane; uraninite.* **p. Burgundy,** the prepared resinous exudation of *Abies excelsa,* used in the form of various plasters as a counterirritant in chronic rheumatism. **p., Canada,** a resin obtained from *Abies canadensis,* and formerly used for making plasters. **p., Jew's or mineral,** asphalt. **p., liquid** (*pix liquida,* U S P, B. P.), tar. See *tar.* **p. plaster,** a plaster composed of Burgundy pitch, frankincense, resin, yellow wax and olive oil.

pitglandin (*pit-glan'-din*). Trade name of an extract of the anterior lobe of the pituitary gland, said to be nontoxic; tethelin.

pith [AS, *pitha*]. 1. The soft cellular tissue in the center of plant stalks. 2. Marrow of bones 3. Spinal marrow. 4 To cut off all connection of the brain-centers with the periphery by piercing the brain and spinal cord

pithecoid (*pith'-e-koid*) [πίθηκος, an ape; εἶδος, likeness]. Resembling an ape. **p. theory,** the theory of man's descent from the ape

pithiatic (*pith-e-at'-ik*). Pertaining to pithiatism.

pithiatism (*pith'-e-at-izm*). 1. Same as *hysteria.* 2. Treatment of disease by suggestion *q v*

pithiatric (*pith-e-at'-rik*). Capable of being relieved by suggestion or persuasion; term employed with reference to hysterical condition.

pithing (*pith'-ing*). The destroying of the central nervous system by piercing the brain and cord; decerebration.

pithode (*pith'-ōd*). See *karyokinesis.*

pitibulin (*pit-ib'-ū-lin*) Trade name of a solution of infundibular extract from the pituitary body.

pitocin (*pit'-os-in*). A hormone derived from the posterior lobe of the pituitary gland It has an oxytocic action.

pitometer (*pit-om'-et-er*). An instrument for detecting the waste from water pipes

Pitre's sections (*pētr*) [Albert *Pitres,* French physician, 1848–]. A series of nearly vertical sections through the brain for postmortem examinations. **P.'s sign.** 1. "Signe du cordeau;" the angle formed by the axis of the sternum and the line of a cord dropped from the suprasternal notch to the symphysis pubis indicates the degree of deviation of the sternum in cases of pleuritic effusion 2. Hypesthesia of the scrotum and testis in tabes dorsalis.

pitrenalin (*pit-ren'-al-in*). Trade name of a preparation containing adrenalin and pituitrin.

pitted (*pit'-ed*). Marked by indentations or pits, as from smallpox.

pitting (*pit'-ing*). The formation of pits; also the quality of preserving, for a short time, indentations made by pressing with the finger.

pituglandol (*pit-ū-glan'-dol*). Trade name of a liquid preparation of the infundibulum of the pituitary gland.

pituita (*pit-ū'-it-ah*) [L.]. Phlegm; mucus; stringy, frothy sputum.

pituital (*pit-ū'-it-al*). Relating to pituita.

pituitary (*pit-ū'-it-a-re*) [*pituita*]. Secreting or containing mucus. **p. body, p. gland,** a small, reddish-gray vascular body, weighing about ten grains, contained within the sella turcica of the skull. It consists of two portions—the large *anterior* or *oval,* and the small *posterior* or *cerebral* division. The *anterior lobe* is derived as a diverticulum from the primitive oral cavity; the *posterior lobe* descends as an outgrowth from the brain, communicating in fetal life with the third ventricle. The stalk of this outgrowth remains as the infundibulum. The pituitary body is attracting attention on account of pathological changes in its structure in such obscure diseases, as akromegaly, myxedema, and others. In some cases of akromegaly it has been much enlarged. Syn., *hypophysis cerebri.* **p. membrane,** the Schneiderian membrane.

pituitin (*pit-ū'-it-in*). A preparation made from the posterior lobe of the pituitary body.

pituitol (*pit-ū'-it-ol*). Trade name of an extract of the posterior lobe of the pituitary body.

pituitotrope (*pit-ū'-it-o-trōp*). A person with a constitution tending to pituitotropism.

pituitotropic (*pit-ū-it-o-trop'-ik*). Pertaining to, or characterized by, pituitotropism.

pituitotropism (*pit-ū-it-ot'-ro-pizm*). The condition in which the pituitary body has an abnormally strong influence.

pituitous (*pit-ū'-it-us*) [*pituita*]. Containing or resembling mucus.

pituitrin (*pit-ū'-it-rin*). Trade name of a preparation made from the posterior lobe of the pituitary gland.

pituri (*pit'-ū-re*). The leaves and twigs of *Duboisia hopwoodii,* used as a narcotic stimulant.

piturine (*pit'-ū-rēn*). A liquid alkaloid obtained from *Duboisia hopwoodii.* It is probably identical with nicotine.

pityriasic (*pit-ir-i-as'-ik*) Relating to or affected with pityriasis.

pityriasis (*pit-ir-i'-as-is*) [πίτυρον, bran] 1. A term applied to various skin affections characterized by fine, branny desquamation. 2. Seborrhea. **p. capitis, p. capillitii,** alopecia furfuracea *p capitis* is Sabouraud's name for dandruff. **p. circinata et marginata,** a disease characterized by an eruption of rose-colored spots on the trunk, the limbs, and in the axillæ, associated with slight fever and itching. **p. furfuracea,** seborrhœa sicca. **p. gravidarum.** Same as *chloasma uterinum* **p. pilaris.** See *keratosis pilaris.* **p. rosea.** See *p circinata et marginata.* **p. rubra,** a chronic inflammatory skin disease, beginning in one or more localized patches, which coalesce and gradually invade the whole body The skin is deep red in color, and covered by whitish vesicles that constantly reform. The disease lasts months or years, and generally ends fatally. Syn., *dermatitis exfoliativa* **p. tabescentium,** a form of seborrhea covering the greater part of the body. **p. versicolor.** See *tinea versicolor.*

pityroid (*pit'-ir-oid*) [πίτυρον, bran] Branny.

pivot (*piv'-ot*). A pin on which a wheel turns. **p., clack, p., clacking,** a means devised by Magiola for attaching an artificial crown to the root of a natural tooth. **p.-joint.** See *cyclarthrosis.* **p. tooth,** an artificial crown, designed to be applied to the root of a natural tooth, by means of what is usually termed a pivot, but more properly a dowel or tenon

pivoting (*piv'-ot-ing*). The fixation of an artificial crown to a tooth by means of a pivot or pin.

pix (*piks*). See *pitch* (2). **p. burgundica,** an exudate from *Picea* (*Abies*) *excelsa,* Norway spruce, used as rubefacient **P. canadensis,** that obtained from the hemlock tree, *Tsuga* (*Abies*) *canadensis.* **P. liquida,** tar, an oleoresin obtained by the destructive distillation of the pine.

pixalbol (*piks-al'-bol*). Same as *anthrasol, q. v.*

pixine (*piks'-ēn*). A surgical dressing said to consist of Burgundy pitch with a wool-fat base.

pixol (*piks'-ol*). A disinfectant preparation of tar and soft soap.

P. L. Abbreviation for (1) *Pharmacopœia Londinensis*, London Pharmacopœia; (2) perception of light.

placebo (*pla-se'-bo*) [L., "I will please," from *placere*, to please]. A medicine given for the purpose of pleasing or humoring the patient, rather than for its therapeutic effect.

placenta (*pla-sen'-tah*) [πλακοῦς, a cake]. The organ on the wall of the uterus to which the embryo is attached by means of the umbilical cord and from which it receives its nourishment. It is developed, about the third month of gestation, from the chorion of the embryo and the decidua serotina of the uterus. The villi of the chorion enlarge and are received into depressions of the decidua, and around them blood-sinuses form, into which, by diffusion, the waste-materials brought from the fetus by the umbilical arteries pass, and from which the blood receives oxygen and food-material being returned to the fetus by the umbilical vein. At term the placenta weighs one pound, is one inch thick at its center, and seven inches in diameter. **p. accreta**, a placenta which has grown into the wall of the uterus and which cannot be separated from it. **p., adherent**, one that is abnormally adherent to the uterine wall after childbirth. **p., annular**, one extending around the interior of the uterus in the form of a belt. **p., battledore**, one in which the insertion of the cord is at the margin of the placenta. **p., circumvallate**, a thickening or fungiform enlargement of the placenta at the point at which the decidua vera and the decidua reflexa would have united in cases in which such union has been thwarted by hypersecretion of the former or by endometritic processes. **p. cirsoides**, one in which the umbilical vessels have a cirsoid arrangement. **p., discoid**, one shaped like a disc. **p., duplex**, one divided into two parts. **p., fundal**, one attached at the fundus. **p., horse-shoe**, in twin pregnancy, a condition in which two placentæ are joined. **p., incarcerated**, one retained by irregular contraction of the uterus. **p., maternal**, the external layer developed from the decidua serotina. **p. membranacea**, one abnormally thin. **p. prævia**, a placenta that is fixed to that part of the uterine wall that becomes stretched as labor advances, so that it precedes the advance of the presenting part of the fetus. Being detached before the birth of the child, it generally causes grave hemorrhage. **p., retained**, one not expelled by the uterus after labor. **p., sanguinis**, a blood-clot. **p. student's**, a retained placenta due to improper manipulation. **p. succenturiata**, an accessory placenta.

placental (*pla-sen'-tal*) [*placenta*]. Pertaining to the placenta. **p. bruit, p. murmur, p. souffle**, a sound attributed to the circulation of blood in the placenta. **p. transmission**, the conveyance of drugs and disease-products through the fetoplacental circulation from mother to offspring.

placentation (*pla-sen-ta'-shun*) [*placenta*]. Formation and mode of attachment of the placenta.

placentin (*plas-en'-tin*). Placental extract used in the cuti-reaction for pregnancy.

placentitis (*pla-sen-ti'-tis*) [*placenta*; ιτις, inflammation]. Inflammation of the placenta.

placentoid (*pla-sen'-toid*) [*placenta*; εἶδος, like]. Resembling a placenta.

placentolysin (*pla-sen-tol'-is-in*) [*placenta*; λύσις, solution]. A cytolysin formed in the blood of an animal which has received injections of placental animal which has received injections of placental tissue emulsions from some other animal.

placentoma (*pla-sen-to'-mah*). A neoplasm springing from a retained portion of a placenta.

placentotherapy (*pla-sen-to-ther'-ap-e*) [*placenta*; *therapy*]. The remedial use of preparations of the placenta of animals.

placentula (*pla-sen'-tū-lah*) [dim. of *placenta*]. A small placenta.

Placido's disc (*plas-e'-do*) [*G. Placido*, Portuguese oculist]. A keratoscope composed of a disc with concentric circles.

placodes (*plak'-ōdz*). Cellular thickenings of the ectoderm in the region of the head; they contribute to the formation of the ganglia of the cranial nerves.

placuntitis (*plak-un-ti'-tis*). Synonym of *placentitis*.

placuntoma (*plak-un-to'-mah*). Syn. *placentoma*.

pladaroma (*plad-ar-o'-mah*) [πλαδάρωμα, wetness; softness]. A soft wart or tumor of the eyelid.

pladarosis (*plad-ar-o'-sis*) [πλαδαρός, soft]. Synonym of *pladaroma*.

plagiobolia (*pla-je-o-bol'-e-ah*) [πλάγιος, oblique; βάλλειν, to throw]. Imperfect or indirect emission of spermatic fluid into the vagina.

plagiocephalic (*pla-je-o-sef-al'-ik*) [*plagiocephaly*]. Having a skull exhibiting plagiocephaly.

plagiocephalism. See *plagiocephaly*.

plagiocephalous (*pla-je-o-sef'-al-us*). Synonym of *plagiocephalic*.

plagiocephaly (*pla-je-o-sef'-al-e*) [πλάγιος, oblique; κεφαλή, head]. Malformation of head caused by the closing of half of the coronal suture, giving an oblique growth to the cranial roof.

plague (*plāg*) [πληγή, a stroke]. 1. Any contagious malignant, epidemic disease. 2. A contagious disease endemic in eastern Asia, and in former times occurring epidemically in Europe and Asia Minor. After a period of incubation of from three to eight days the disease begins with fever, pain, and swelling of the lymphatic glands, chiefly the femoral inguinal, axillary, and cervical. Headache delirium, vomiting, and diarrhea may be present. When recovery is probable, the temperature falls in about a week. The cause of the disease is the *Bacillus pestis*, found by Kitasato in the blood, buboes, and internal organs of the victims of the plague. **p., black**, the plague which decimated the European nations in the 14th century. **p., bubonic**, the usual form of plague formerly prevalent in various parts of the world. **p., cold**, a fatal form of bilious pneumonia. **p., hunger**, relapsing fever. **p., levantine**, the plague of the eastern part of Europe. **p., lung**, pleuropneumonia of cattle. **p., Siberian cattle.** Synonym of *anthrax*. **p.-sore**, a sore resulting from the plague. **p.-spot**, a spot characteristic of the plague. **p., swine**, hog-cholera. **p., Syrian.** Synonym of *Aleppo boil*.

plaister. Plaster.

planarthragra (*plan-ar-thra'-grah*) [πλανᾶν, to cause to wander; ἄρθρον, a joint; ἄγρα, a seizure]. Gout which wanders from joint to joint.

plancus (*plang'-kus*) [*planca*, a board]. 1. A person with flat feet. 2. Flat-footed.

plane (*plān*) [*planus*, flat]. Any flat, smooth surface, especially any assumed or conventional surface, whether tangent to the body or dividing it.

planiceps (*pla'-ni-seps*) [*planus*, flat; *caput*, a head]. Flat-headed.

planimeter (*pla-nim'-et-ur*). 1. See *perimeter*. 2. An instrument which measures a plane by tracing the periphery.

planipes (*pla'-ne-pēz*) [*planus*, flat; *pes*, foot]. Having flat feet.

planithorax (*plan-e-thō'-raks*). A diagram of the chest showing the anterior and posterior surfaces in plane projection.

plano- (*pla-no-*). 1. [*planus*, flat]. A prefix signifying flat or level; also a lens having no refracting power. 2. [πλάνος, wandering]. A prefix signifying wandering.

planocellular (*pla-no-sel'-ū-lar*) [*plano-*; *cellula*, cell]. Flat-celled.

Planococcus (*plan-o-kok'-us*) [πλάνη, a wandering, κόκκος, a berry]. A genus of bacteria of the family *Coccaceæ*, having cell division in two planes; cells separate and flagellated.

planocompressed (*pla-no-kom-prest'*). So compressed that the opposite sides are flat.

planoconcave (*pla-no-kon'-kāv*). Concave on one surface and flat on the opposite side.

planoconic (*pla-no-kon'-ik*). Having one side flat and the other conical.

planoconvex (*pla-no-kon'-veks*). Plane on one side and convex on the other.

planocyte (*plan'-o-sīt*) [*plano-*; κύτος, a cell]. A wandering cell.

planodia (*plan-o'-de-ah*) [πλάνη, a wandering; ὁδός, a way]. Any false or artificial passage made by an instrument.

planomania (*plan-o-ma'-ne-ah*) [πλάνος, wandering; μανία, madness]. A morbid and insane desire for wandering.

planorheumatism (*plan-o-roo'-mat-izm*) [*plano-*; *rheumatism*]. Wandering or metastatic rheumatism.

Planosarcina (*pla-no-sar'-sin-ah*) [πλάνη, wandering; *sarcina*]. A genus of motile bacteria whose cells are flagellated and divide in three planes.

planta (*plan-tah*) [L.]. The sole of the foot.

plantar (*plan'-tar*) [*planta*]. Pertaining to the sole of the foot. **p. arch.** See *arch, plantar*. **p. fascia**, the dense triangular shaped aponeurosis occupying the middle and sides of the sole of the foot beneath the integument. **p. reflex.** See under *reflex*.

plantaris (*plan-ta'-ris*). See under *muscle*.

plantigrade (*plan'-te-grād*) [*planta*; *gradi*, to walk]. Bringing the entire length of the sole of the foot to the ground in walking, as is seen in the bear.

plantose (*plan'-tōs*). A pale-yellow dietectic powder prepared from the oil-cake of rape-seed, containing 12 % of nitrogen.

planum (*pla'-num*) [L. flat]. A plane or surface. **p. nuchale**, nuchal plane. **p. occipitale**, occipital plane. **p. orbitale**, orbital plane. **p. popliteum**, popliteal plane or space. **p. sternale**, sternal plane or anterior surface of the sternum. **p. temporale**, temporal plane.

planuria (*plan-ū'-re-ah*) [πλάνος, straying; οὖρον, urine]. The discharge of urine through abnormal passages.

plaque (*plak*) [Fr.]. A patch. **p.s. blood-.** See *blood-platelets*. **p.s, opaline**, scattered white spots, like those caused by silver nitrate, seen on the fauces, hard palate, cheeks, and lips; an early affection in syphilis.

plasm (*plazm*). Same as *plasma*.

plasma (*plaz'-mah*) [πλάσμα, a thing molded]. 1. The fluid part of the blood and the lymph. See *blood-plasma*. 2. Glycerite of starch. 3. Protoplasm. **p.-cells**, large granular cells found in the connective tissue. **p., lymph-**, the fluid part of the lymph. **p., muscle-.** See *muscle-plasma*.

plasmacules (*plaz'-ma-kūls*). See *hemokonia*.

plasmameba, plasmamœba (*plaz-mam-e'-bah*) [*plasma; amœba*]. An ameba-like parasite found in the blood in dengue.

plasmapheresis (*plaz-maf-e'-res-is*) [*plasma; ἀφαίρεσις*, a withdrawal]. The operation of venesection into sodium citrate solution, centrifugalization, washing the corpuscles in physiological salt solution and returning them (without the plasma) into the patient's circulation.

plasmasome (*plaz'-mas-ōm*) [πλάσμα, a molded figure; σῶμα, body]. A protoplasmic corpuscle.

plasmatic (*plaz-mat'-ik*) [*plasma*]. 1. Pertaining to plasma. 2. Plastic. **p. layer**, the layer of plasma next to the wall of a capillary.

plasmatorrhexis (*plaz-mat-o-reks'-is*) [*plasma; ῥῆξις* a bursting]. Same as *plasmorrhexis*.

plasmatosis (*plaz-mat-o'-sis*) [*plasma*]. The liquefaction of cell-substance as seen in the cells of the secreting milk-gland and in the cells of secreting glands of the cervix uteri.

plasment (*plaz'-ment*). A proprietary emollient application made from Iceland moss.

plasmexhidrosis (*plaz-meks-hi-dro'-sis*) [*plasma; ἐξ*, out of; *hidrosis*]. The exudation of plasma from the blood-vessels.

plasmic (*plaz'-mik*) [*plasma*]. Of or pertaining to protoplasm; formative, protoplasmic; plasmatic.

plasmin (*plaz'-min*) [*plasma*]. 1. The precipitate obtained from blood by treating it with a saturated solution of sodium sulphate, allowing the corpuscles to subside, then precipitating the plasma with sodium chloride, and washing the precipitate with a saturated solution of sodium chloride. 2. Plasmatic cell fluid prepared from the bacilli of cholera, typhus, etc.

plasmo- (*plaz-mo*) [*plasma*]. A prefix meaning relating to the plasma.

plasmochin (*plaz'-mo-kin*). Trade name of a synthetic drug more powerful than quinine.

plasmocyte (*plaz'-mo-sīt*) [*plasmo-*; *κύτος*, a cell]. 1. Any cell, other than blood-corpuscles, free in the blood-plasma. 2. A protozoan parasite in the blood plasma.

plasmocytoma (*plaz-mo-si-to'-mah*). Myeloma with numerous plasma cells.

plasmodial (*plaz-mo'-de-al*). Pertaining to a plasmodium.

plasmodiblast (*plaz-mo'-dib-last*). See *trophoblast*.

plasmodium (*plaz-mo'-de-um*) [*plasmo-*; *εἶδος*, form: *pl., plasmodia*]. The mass of protoplasm formed by the fusion of two or more amebiform bodies. **p. falciparum**, the parasite of estivoautumnal or pernicious malaria. **p. malariæ**, a protozoan parasite found in the blood of persons suffering from malaria. **p. præcox**, the malarial parasite of birds. **p. tenue**, a malarial parasite, said to be found in cases of malignant malaria in India. **p. vivax**, the parasite of tertian malaria.

plasmogen (*plaz'-mo-jen*) [*plasmo-*; *γεννᾶν*, to produce]. Formative protoplasm; germ-plasm; bioplasm.

plasmology (*plaz-mol'-o-je*) [*plasmo-*; *λόγος*, science]. The study of cells and cell-stuff, or plasma; histology.

plasmolysis (*plaz-mol'-is-is*) [*plasmo-*; *λύειν*, to loose]. 1. The separation of cell-protoplasm from the inclosing cell-wall. 2. The contraction of living protoplasm under the influence of reagents. 3. The escape of the soluble substances of the blood-corpuscle.

plasmolytic (*plaz-mo-lit'-ik*). Exhibiting or characterized by plasmolysis.

plasmolyze (*plaz'-mo-līz*). To bring about dissolution or shrinkage of cell protoplasm.

plasmoma (*plaz-mo'-mah*) [*plasmo-*; δμα, tumor]. A tumor which shows a tendency toward the formation of fibers.

plasmon (*plaz'-mon*) [*plasma*]. The unaltered proteid of milk. **p.,-butter,** a mixture of plasmon (6.58%) with butter (51.5%), water (41.2)% and salt (0.72%). It resembles clotted cream in appearance and taste and serves as a substitute for cod-liver oil.

plasmophagous (*plaz-mof'-ag-us*) [*plasmo-*; φαγεῖν, to eat]. Living upon protoplasm; applied to organisms causing decomposition of organic matter.

plasmoptysis (*plaz-mop'-tis-is*) [*plasmo-*; πτύσις, a spitting]. The escape of protoplasm from a cell due to rupture of the cell-wall

plasmorrhexis (*plaz-mor-eks'-is*) [*plasmo-*; ὁῆξις, a bursting]. The rupture of a cell and the escape or loss of the plasma.

plasmoschisis (*plaz-mos'-kis-is*) [*plasmo-*; σχίσις, cleavage]. The splitting of a cell, as the formation of disc-shaped bodies, by red blood-corpuscles.

plasmosome (*plaz'-mo-sōm*) [*plasmo-*; σῶμα, body]. 1. One of the granular structural elements of cells. 2. The nucleolus of a cell.

plasmotropic (*plaz-mo-trop'-ik*) [*plasmo-*; τροπή, a change]. Producing protoplasmic degeneration; applied to hemolytic action which leaves the red corpuscles intact in the circulation, but through the influence of poisons on the liver, spleen, and bone-marrow causes excessive destruction of them in these organs

plasmozyme (*plaz'-mo-zīm*). Thrombogen.

plasom (*plaz'-ōm*). A proprietary preparation from milk.

plasome (*plaz'-ōm*) [*plasma*; σῶμα, body, matter] The hypothetical unit of protoplasm.

plasson (*plas'-son*) [πλάσσειν, to form or mold]. Primitive or undifferentiated protoplasm; the protoplasm of the cell in the nonnucleated or cytode stage.

plastauxia (*plas-tawks'-e-ah*) [πλάσσειν, to mold, αὔξη, increase]. An increase of plasticity.

plaster (*plas'-ter*) [ME., *plastre*]. 1. An adhesive, semisolid substance spread upon cloth or other flexible material for application to the surface of the body 2. Calcined gypsum or calcium sulphate. **p., adhesive** (*emplastrum adhesivum*, U. S P.), a plaster prepared by melting rubber and adding petrolatum and lead plaster. **p.-bandage,** a bandage stiffened with plaster of Paris **p., belladonna.** See *belladonna plaster.* **p., blistering,** cerate of cantharides. **p., capsicum.** See *capsicum plaster.* **p., court-,** a mixture of isinglass, glycerine, and alcohol spread upon silk. **p., diachylon, p., lead.** See *plumbi, emplastrum,* under *plumbum.* **p. jacket,** a bandage of plaster of Paris for the trunk. **p., mercurial.** See *mercury plaster.* **p.-mull,** a plaster made by incorporating with mull or thin muslin a mixture of guttapercha and some medicament dissolved in benzine. It is used in skin diseases. **p., mustard-,** one made by spreading upon muslin powdered mustard, or a mixture of mustard and flour reduced to the consistence of paste by the addition of water. **p., opium.** See *opium plaster.* **p.-of-Paris,** a mixture of calcium sulphate (gypsum) and water, having the property of becoming hard during drying. It is used for surrounding parts, such as joints, fractured limbs, etc., with a stiff casing, to prevent mobility. **p., resin,** a lead-plaster with the addition of resin and wax. **p., soap.** See *soap plaster* **p., spice-,** a plaster composed of yellow wax. suet, turpentine, oil of nutmeg, olibanum, benzoin, oil of peppermint, and oil of cloves, and used to relieve abdominal pain in children. **p., strengthening,** one containing iron. **p., warming,** a plaster of pitch and cantharides.

plastic (*plas'-tik*) [πλάσσειν, to mold]. 1. Formative; building up tissues; repairing defects, as *plastic* surgery, *plastic* operation. 2. Capable of being molded. **p., bronchitis,** pseudomembranous bronchitis. **p. force,** the generative force of the body. **p. linitis,** cirrhosis of the stomach. **p. lymph,** the inflammatory exudate that covers wounds or inflamed serous surfaces, and becomes organized by the development in it of blood-vessels and connective tissues.

plasticity (*plas-tis'-it-e*) [*plastic*]. 1. Plastic force. 2 The quality of being plastic.

plastics (*plas'-tiks*). Plastic surgery.

plasticule (*plas'-tik-ūl*) [πλάσσειν, to mold] A molecule of plastic material not yet fully organized; a plastidule.

plastid (*plas'-tid*) [πλάσσειν, to mold]. An elementary organism; a cell or cytode.

plastidule (*plas'-tid-ūl*) [dim. of *plastid*, an elementary organism]. A protoplasmic molecule; one of the physical units of which living matter is composed.

plastin (*plas'-tin*) [πλάσσειν, to mold] A phosphorized protein, constituting the chief proteid of protoplasm.

plastodynamia (*plas-to-di-nam'-e-ah*) [*plasto-*; δύναμις, power]. Nutritive plastic power

plastogamy (*plas-tog'-am-e*) [*plasma*; γάμος, marriage]. Permanent conjugation of cells which is limited to the cytoplasm.

plastron (*plas'-tron*) [French. *plastron*, a breastplate]. The sternum and costal cartilages.

plate (*plāt*) [πλατύς, broad]. 1. A flattened part, especially a flattened process of bone. 2. A thin piece of metal or some other substance to which false teeth are attached. **p., approximation-,** one of the plates of decalcified bone or other material that are used in enterectomy to bring the resected ends of intestine together. **p., auditory,** the bone-plate forming the roof of the auditory meatus. **p., axial,** the primitive streak of the embryo. **p.s, blood-.** See *blood-platelets.* **p., bone-.** See *p., approximation-* **p., cribriform,** the horizontal plate of the ethmoid bone constituting the floor of the olfactory fossa and perforated for the passage of the olfactory nerves. **p.-culture,** a method of obtaining pure cultures of bacteria by pouring the inoculated culture-medium upon sterile glass plates and allowing it to solidify. **p., dorsal,** one of the two longitudinal ridges on the dorsal surface of the embryo which subsequently join to form the neural canal. **p., end-.** See *end-plate.* **p. equatorial,** the compressed mass of chromosomes aggregated at the equator of the nuclear spindle during karyokinesis. **p.s, facial,** the frontonasal and external group of nasal and maxillary plates of the embryo. **p., foot,** the flat part of the stapes. **p., Franklin,** a glass plate partly covered on both sides with tin-foil, used as a condenser in frictional electricity. **p., frontal,** in the fetus, a cartilaginous plate interposed between the lateral parts of the ethmoid cartilage and the lesser wings and anterior portion of the sphenoid bone. **p., frontonasal,** the middle of the facial plates, which subsequently forms the external nose.

p., lateral mesoblastic, the thick portion of the mesoblast situated one on each side of the notochord. Each plate splits into two portions, the outer divisions coalescing to form the body-wall, or somatopleure, the inner, to form the splanchnopleure, or visceral covering. **p.s, maxillary, p.s, maxillary, inferior,** the first pair of subcranial plates from which the mandible is developed. **p., medullary** or **neural.** Same as *p., dorsal* **p., nuclear.** See *nuclear plate.* **p., palate,** the part of the palate-bone which, with its opposite fellow, forms the roof of the mouth. **p.s, pterygoid,** two plates into which the pterygoid process of the sphenoid bone divides. **p.s, subcranial.** See *arches, postoral.* **p., tympanic,** the bony sides and floor of the auditory meatus.

platelets, blood (*plāt'-lets*). Small light gray discs in the blood, of uncertain function

platetrope (*plat'-e-trōp*). See *platytrope.*

platiculture (*pla-ti-kul'-chur*). The cultivation of bacteria on plates.

plating (*pla'-ting*). See *platiculture.*

platinic (*plat-in'-ik*) [*platinum*]. Containing platinum as a quadrivalent element.

platinode (*plat'-in-ōd*) [*platinum, ὁδός*, way]. The negative or receiving plate of an electric battery, so-called because formerly often made of platinum.

platinous (*plat'-in-us*) [*platinum*]. Containing platinum as a bivalent element.

platinum (*plat'-in-um*) [Sp., *platina*, dim of *plata*, silver]. A silver-white metal occurring native or alloyed with other metals, atomic weight 195 2, sp. gr 21 5, quantivalence II and IV; symbol Pt. It is fusible only at very high temperatures, and is insoluble in all acids except nitrohydrochloric On account of these properties it is extensively used for chemical apparatus—crucibles, foils, wire, etc ; it is also employed as a reagent. Platinum occurs, aside from its ordinary metallic form, as a spongy mass (*spongy platinum*) and as a fine metallic powder (*platinum-black*), which is capable of condensing a great deal of oxygen, and hence acts as a powerful oxidizing agent. Platinum forms two sets of compounds—a platinous series, in which it acts as a diad, and a platinic series, in which it acts as a tetrad **p. chloride,** $PtCl_4$, is used as a reagent to detect potassium and ammonium; also in syphilis, in doses of ⅛–½ gr. (0 008–0.03 Gm)

Platner's crystals (*plat'-ner*). Crystals of sodium glycocholate and sodium taurocholate obtained by evaporation from urine which contains bile.

platode, platoid (*plat'-ōd, plat-oid'*) [*πλατύς*, broad, *εἶδος*, form] In biology, broad or flat, as a worm.

platradon (*plat-ra'-don*) Trade name for platinum radon seeds.

Platt's chlorides. A disinfectant liquid said to be a solution of the chlorides of magnesium, potassium, sodium, zinc, and aluminum.

platy- (*plat-e-*) [*πλατύς*, broad]. A prefix signifying broad.

platycelian, platycelous (*plat-is-el'-e-an, plat-is-el'-us*) Concave in front and convex behind.

platycephalic, platycephalous (*plat-is-ef-al'-ik, plat-is-ef'-al-us*) [*platy-; κεφαλή*, head]. Having a broad skull with a vertical index of less than 70.

platycephaly (*plat-is-ef'-al-e*) [*platy-; κεφαλή*, head]. The quality of being platycephalous.

platycnemia (*plat-ik-ne'-me-ah*) [*platy-; κνήμη*, leg]. The stage of being platycnemic.

platycnemic (*plat-ik-ne'-mik*) [see *platycnemia*]. Having a tibia which is exaggerated in breadth; broad-legged.

platycnemism (*plat-ik-ne'-mism*). Platycnemia.

platycoria, platycoriasis (*plat-ik-o'-re-ah, plat-ik-o-ri'-as-is*) [*platy-; κόρη*, pupil]. Expansion of the pupil; mydriasis.

platycrania (*plat-e-kra'-ne-ah*) [*platy-; κρανίον*, skull]. The flattened condition of the skull produced artificially among savage tribes.

platycyte (*plat'-is-īt*) [*platy-; κύτος*, a cell]. A cell intermediate in size between a giant-cell and a leukocyte, found in tubercle nodules.

platyglossal (*plat-e-glos'-al*) [*platy-; γλῶσσα*, tongue]. Having a broad tongue.

Platyhelminthes (*plat-e-hel-min'-thēz*) [*platy-; ἕλμινς*, a worm]. Flat-bodied, more or less elongated worms, usually containing both sexual elements at the same time. They include flat-worms, flukes, and tapeworms.

platyhieric (*plat-e-hi-er'-ik*) [*platy-; ἱερός*, sacrum]. Having a broad sacrum; having a sacral index of more than 100.

platymeric (*plat-e-me'-rik*) [*platy-; μήρος*, thigh]. Having a broad femur.

platymorphia (*plat-e-mor'-fe-ah*) [*platy-; μορφή*, form]. A flatness in the formation of the eye and shortening of the anteroposterior diameter, resulting in hyperopia

platymyoid (*plat-e-mi'-oid*) Applied to muscle-cells in which the contractile layer presents an even surface.

platyopia (*plat-e-o'-pe-ah*) [*platy-, ὤψ*, face] Broad of face; the quality of being platyopic.

platyopic (*plat-e-op'-ik*) [*platy-; ὤψ*, face]. In biology, having a face wide across the eyes, as in the Mongolian races, having the naso-malar index below 107.5°

platypellic (*plat-e-pel'-ik*) [*platy-; πέλλα*, basin]. Having a broad pelvis

platypodia (*plat-e-po'-de-ah*) [*platy-; πούς*, foot]. Flat-footedness.

platyrrhine (*plat'-ir-in*) [*platy-; ῥίς*, nose]. Having a broad and flat nose; having a nasal index above 53.

platyrrhiny, platyrhiny (*plat'-ir-i-ne*) [*platy-, ῥίς*, nose]. The condition of having a platyrrhine skull.

platysma (*plat-iz'-mah*) [*πλατύς*, broad]. Anything of considerable superficial dimensions. also, a plaster. **p. myoides.** See under *muscle.*

platystencephalia, platystencephaly (*plat-is-ten-sef-a'-le-ah, plat-is-ten-sef'-al-e*) [*πλατύστατος*, widest; *ἐγκέφαλος*, brain]. The condition of a skull very wide at the occiput and with prominent jaws.

platytrope (*plat'-et-rōp*) [*platy-; τρέπειν*, to turn]. In biology, one of two symmetrically related parts on opposite sides of the meson, a lateral homologue.

Plaut's angina (*plowt*). See *Vincent's angina.*

Playfair's treatment (*pla'-fār*) [William Smoult *Playfair*, English physician, 1836–1903]. See *Mitchell's treatment.*

plectrum (*plek'-trum*) [*πλῆκτρον*, a spur *pl., plectra*]. The styloid process of the temporal bone; the tongue; the uvula; the malleus.

pledget (*plej'-et*) [origin obscure, perhaps dim. of *plug*]. A small flattened compress.

plegaphonia (*pleg-af-o'-ne-ah*) [*πληγή*, stroke; *φωνή*, sound]. The sound produced in auscultatory percussion of the larynx, the glottis being open.

plegometer (*pleg-om'-et-er*). Syn. of *pleximeter*.

Plehn's karyochromatophilic granules (*plān*) [Albert *Plehn*, German physician, 1861–]. Basophile granules observed in the protozoan parasite of malaria.

pleiades (*plī'-ad-ēz*). An aggregation of enlarged lymph nodes.

pleochroic (*ple-o-kro'-ik*). See *pleochromatic*.

pleochroism (*ple-ok'-ro-izm*) [πλέων, more; χρόα, color]. The property possessed by some bodies, especially crystals, of presenting different colors when viewed in the direction of different axes.

pleochromatic (*ple-o-kro-mat'-ik*) [see *pleochroism*]. Pertaining to or exhibiting pleochroism.

pleocytosis (*ple-o-si-to'-sis*). Increase of lymphocytes in the cerebrospinal fluid.

pleomastia, pleomazia (*ple-o-mas'-te-ah, ple-o-ma'-ze-ah*) [πλέων, more; μαστός, or μαζός, breast]. The condition of having more than two mammæ. See *polymastia*.

pleomastic (*ple-o-mas'-tik*). Pertaining to, or characterized by, pleomastia.

pleomazia (*ple-o-ma'-ze-ah*) [πλέων, more; μάζος, breast]. Pleomasia.

pleomorphic (*ple-o-mor'-fik*) [see *pleomorphism*]. Having more than one form.

pleomorphism (*ple-o-mor'-fizm*) [πλέων, more; μορφή, form]. The state of being pleomorphic, *i. e.*, of existing in widely different forms.

pleomorphous (*ple-o-mor'-fus*). Pleomorphic.

pleonasm (*ple'-o-nazm*) [πλεοναστός, an exaggeration]. Any deformity marked by superabundance of certain organs or parts.

pleonectic (*ple-o-nek'-tik*) [πλέων, more; ἔχειν, to have]. 1. Pertaining to, or characterized by, pleonexia. 2. Pertaining to blood having more than the normal saturation of oxygen.

pleonexia (*ple-on-eks'-e-ah*) [πλέων, more; ἔχειν, to have] Excessive desire to have or possess. 2. Increased body resistance.

pleonosteosis (*ple-on-os-te-o'-sis*) [πλέων, more; ὀστέον, bone]. Excessive or premature ossification.

plerosis (*ple-ro'-sis*) [πλήρωσις, a filling]. 1. The restoration of lost tissue. 2. Plethora.

plesiomorphic (*ples-e-o-mor'-fik*) [πλησίης, near; μορφή, form]. Almost identical in form.

plesiomorphous (*ples-e-o-mor'-fus*) [πλησίος, near; μορφή, form]. Crystallizing in similar forms but differing in chemical composition.

plesiopia (*ples-e-o'-pe-ah*) [πλησίος, near; ὤψ, eye]. Increased convexity of the crystalline lens, producing myopia, and due to long-continued accommodation-strain.

plessesthesia, plessesthesia (*ples-es-the'-ze-ah*) [πλήσσειν, to strike; αἴσθησις, perception by the senses]. Palpatory percussion performed by placing the left middle finger firmly against the body surface and percussing with the index-finger of the right hand, allowing it to remain in contact with the left finger for a few seconds.

plessigraph (*ples'-e-graf*) [πλήσσειν, to strike; γράφειν, to write]. A form of pleximeter which permits of close distinctions in the quality of the sounds elicited, and by means of a crayon attached to the stem, organs or dull areas may be mapped on the surface of the skin.

plessimeter (*ples-im'-et-er*). See *pleximeter*.

plessimetric (*ples-im-et'-rik*). Pertaining to a plessimeter.

plessor (*ples'-or*). See *plexor*.

plethora (*pleth'-or-ah*) [πλῆθος, fulness]. A state characterized by excess of blood in the vessels, and marked by redness of the face, a full pulse, a feeling of fulness and tension in the head, drowsiness, and a tendency to nosebleed.

plethoric (*pleth'-or-ik*) [*plethora*]. Pertaining to or characterized by plethora.

plethysmograph (*pleth-iz'-mo-graf*) [πληθυσμός, increasing; γράφειν, to write]. An instrument for ascertaining changes in the volume of an organ or part, dependent upon changes in the quantity of the blood.

plethysmography (*pleth-iz-mog'-ra-fe*). The determination of the size of an organ by means of the plethysmograph.

pleura (*ploo'-rah*) [πλευρά, a side]. The serous membrane which envelops the lung (*p., pulmonary*), and, which being reflected back, lines the ental surface of the thorax (*p., costal*). **p. costalis.** See *p., costal.* **p., diaphragmatica,** the reflection of the pleura upon the upper surface of the diaphragm. **p. mediastinalis,** a continuation of the costal pleura covering the side of the mediastinum. **p., parietalis.** Synonym of *p., costal.* **p., pericardiaca,** the portion of the pleura contiguous to the pericardium. **p. phrenica.** Synonym of *p., diaphragmatica.* **p. pulmonalis.** Synonym of *p., pulmonary.* **p., visceralis.** Synonym of *p., pulmonary.*

pleuracentesis (*ploo-rah-sen-te'-sis*). Same as *pleurocentesis*.

pleuracotomy (*ploo-rak-ot'-om-e*) [*pleura*; τόμη, an incision]. Incision of the thoracic wall with insertion of a drainage tube into the pleura.

pleural (*ploo'-ral*) [*pleura*]. Pertaining to the pleura.

pleuralgia (*ploo-ral'-je-ah*) [*pleura*; ἄλγος, pain]. Pain in the pleura or in the side; intercostal neuralgia.

pleuralgic (*ploo-ral'-jik*) [*pleura*; ἄλγος, pain]. Pertaining to or affected with pleuralgia.

pleurapophyseal (*ploo'-rap-off-iz'-e-al*) [*pleura*; ἀπόφυσις, offshoot]. Pertaining to a pleurapophysis.

pleurapophysis (*ploo-rap-of'-is-is*) [*pleura*; *apophysis*]. One of the lateral processes of a vertebra, having the morphologic valence of a rib.

pleurapostema (*ploo-rap-os-te'-mah*) [*pleura*; ἀπόστημα, abscess]. A collection of pus in the pleural cavity.

pleurarthrocace (*ploo-rar-throk'-as-e*) [*pleura*; ἄρθρον, joint; κακός, evil]. Disease of the costovertebral joints; also, caries of the ribs

pleurarthron (*ploo-rar'-thron*) [*pleura*; ἄρθρον, joint]. The articulation of a rib.

pleurectomy (*ploo-rek'-to-me*) [*pleura*; ἐκτομή, a cutting out]. Excision of one or more ribs, in whole or in part.

pleurisy (*ploo'-ris-e*) [*pleura*]. Pleuritis; inflammation of the pleura. It may be acute or chronic. Three chief varieties are usually described, depending upon the character of the exudate: (1) Fibrinous or plastic; (2) serofibrinous; (3) purulent. In *fibrinous pleurisy* the pleura is covered with a layer of lymph of variable thickness, which, in the acute form, can be readily stripped off. *Serofibrinous pleurisy* is characterized by the presence of a considerable quantity of fluid containing flocculi of lymph, and the deposit of some fibrin on the pleural surface. *Purulent pleurisy*, or empyema, is characterized by the presence of a purulent exudate. *Acute pleurisy* is marked by sharp and stabbing pain (stitch) in the side, increased by breathing and coughing; by fever, and by a friction-fremitus felt on palpation and a to-

and-fro friction-sound heard on auscultation. In the serofibrinous variety a liquid effusion takes place, the signs of which are: bulging of the intercostal spaces and chest-wall, absence of vocal fremitus, displacement of the heart, movable dulness with a curved upper line, and a tympanitic percussion-note (Skodaic resonance) beneath the clavicle and above the level of the effusion. *Chronic pleurisy* may be dry or serofibrinous. **p., diaphragmatic,** that restricted to the pleural surface of the diaphragm. **p., dry,** that attended with little or no effusion of fluid. **p., encysted,** pleurisy in which the effusion is circumscribed by adhesions. **p., false,** pleurodynia. **p., fetid,** that marked by the presence of fetid fluid. **p., hemorrhagic,** a variety in which the exudate contains blood. **p., humid, p., moist,** that accompanied by expectoration. **p., ichorous.** Same as *p., fetid.* **p., interlobar,** that affecting the pleural layers between the lobes. **p., latent,** a form without the subjective symptoms. **p., mediastinal,** inflammation of the pleural layers about the mediastinum. **p., metapneumonic,** pleurisy dependent upon a pneumonia. **p., plastic,** that marked by a deposit of a layer of semisolid exudate. **p., purulent.** Same as *empyema.* **p., serofibrinous,** a form marked by fluid exudate containing flocculi and the deposit of some fibrin. **p. sicca.** See *p., dry.* **p., typhoid,** pleurisy with some of the symptoms of typhoid. **p., wet,** pleurisy with effusion.

pleurisy-root (*ploo'-ris-e*). *Asclepias tuberosa,* milkweed, butterfly weed.

pleuritic (*ploo-rit'-ik*) [*pleurisy*]. Pertaining to, affected with, or of the nature of pleurisy.

pleuritis (*ploo-ri'-tis*). See *pleurisy.*

pleuro- (*ploo'-ro-*) [πλευρά, side]. A prefix denoting connection with the pleura or with a side or rib.

pleurocele (*ploo'-ro-sēl*) [*pleuro-*; κήλη, hernia]. 1. Hernia of the lung. 2. A serous effusion into the pleural cavity.

pleurocentesis (*ploo-ro-sen-te'-sis*) [*pleuro-*; κέντησις, a pricking] Puncture of the pleura.

pleurocentral (*ploo-ro-sen'-tral*). Pertaining to a pleurocentrum.

pleurocentrum (*ploo-ro-sen'-trum*) [*pleuro-*; κέντρον, center: *pl., pleurocentra*]. A hemicentrum; the lateral element in a vertebral centrum.

pleurocholecystitis (*ploo-ro-ko-le-sist-i'-tis*) [*pleuro-*; χολή, bile; *cystitis*]. Simultaneous inflammation of the pleura and the gall-bladder.

pleuroclysis (*ploo-rok'-lis-is*) [*pleuro-*; κλύσις, a wash]. The injection of fluids into, or the washing out of the pleural cavity.

pleurocolic (*ploo-ro-kol'-ik*) [*pleuro-*; *colon*]. Costocolic; joining the side and the colon.

pleurocollesis (*ploo-ro-kol-e'-sis*) [*pleuro-*; κόλλησις, a glueing]. Adhesion of the pleural layers.

pleurocutaneous (*ploo-ro-kū-ta'-ne-us*) [*pleuro-*; *cutis,* skin]. In relation with the pleura and the skin, as pleurocutaneous fistula.

pleurodont (*ploo'-ro-dont*) [*pleuro-*; ὀδούς, tooth]. In biology, a tooth, or animal with teeth, fixed to the jaw by a lateral ankylosis; as certain lizards.

pleurodynia (*ploo-ro-din'-e-ah*) [*pleuro-*; ὀδύνη, pain] A sharp pain in the intercostal muscles, of rheumatic origin.

pleurogenic, pleurogenous (*ploo-ro-jen'-ik, ploo-roj'-en-us*) [*pleuro-*; γεννᾶν, to produce]. Originating in the pleura.

pleurohepatitis (*ploo-ro-hep-at-i'-tis*) [*pleuro-*; ἧπαρ, liver; *itis,* inflammation]. Inflammation of the pleura and the liver.

pleurolith (*ploo'-ro-lith*) [*pleuro-*; λίθος, a stone]. A calculus occurring in the pleura.

pleurolysis (*ploo-rol'-is-is*) [*pleuro-*; λύσις, a loosening]. Same as *pneumolysis, q. v.*

pleuropericardial (*ploo-ro-per-e-kar'-de-al*). Pertaining to both pleura and pericardium.

pleuropericarditis (*ploo'-ro-per-ik-ar-di'-tis*). Pleurisy associated with pericarditis.

pleuroperitoneal (*ploo'-ro-per-i-ton-e'-al*) [*pleuro-*; *peritoneum*]. Pertaining to the pleura and the peritoneum. **p. cavity,** the body-cavity.

pleuroperitonitis (*ploo'-ro-per-it-on-i'-tis*) [*pleuro-*; *peritonitis*]. The simultaneous existence of pleurisy and peritonitis.

pleurophorous (*ploo-rof'-or-us*) [*pleuro-*; φέ. ν, to bear]. Furnished with a membran

pleuropneumonolysis (*ploo-ro-nū-mon-ol'-is-is*) [*pleuro-*; πνευμών, lung; λύσις, a loosening]. Resection of one or more ribs on one side to bring about collapse of lung in unilateral pulmonary tuberculosis.

pleuropneumonia (*ploo-ro-nū-mo'-ne-ah*). Combined inflammation of the pleura and of the lung, especially a variety occurring in cattle.

pleuropulmonary (*ploo-ro-pul'-mo-na-re*). Pertaining to the pleura and the lungs.

pleuropyesis (*ploo-ro-pi-e'-sis*) [*pleuro-*; πύησις, suppuration]. Purulent pleurisy.

pleurorrhagia (*ploo-ror-a'-je-ah*) [*pleuro-*; ῥηγνύναι, to burst forth]. Hemorrhage from the pleura.

pleurorrhea (*ploo-ror-e'-ah*) [*pleuro-*; ῥοία, a flow]. An effusion of fluid into the pleura.

pleuroscopy (*ploo-ros'-ko-pe*) [*pleura;* σκοπεῖν, to view]. Examination of the pleural cavity through an incision in the thorax.

pleurosoma (*ploo-ro-so'-mah*) [*pleuro-*; σῶμα, a body]. A monster of the species *Celosoma,* in which there is a lateral eventration with atrophy or imperfect development of the upper extremity on the side of the eventration.

pleurosomus (*ploo-ro-so'-mus*). A monster exhibiting pleurosomia.

pleurospasm (*ploo'-ro-spasm*) [*pleuro-*; σπασμός, spasm]. Cramp, or spasm in the side.

pleurosthotonos (*ploo-ros-thot'-o-nos*). See *pleurothotonos.*

pleurothotonos (*ploo-ro-thot'-o-nos*). A form of tetanic spasm of the muscles in which the body is bent to one side.

pleurotomy (*ploo-rot'-o-me*) [*pleuro-*; τομή, a cutting]. Incision into the pleura.

pleurotyphoid (*ploo-ro-ti-foid'*). Typhoid fever with involvement of the pleura.

pleurovisceral (*ploo-ro-vis'-er-al*). Pertaining to the pleura or side, and to the viscera.

plexal (*pleks'-al*) [*plectere,* to knit]. Pertaining to or of the nature of a plexus.

plexiform (*pleks'-if-orm*) [*plexus; forma,* form]. Resembling a network or plexus.

pleximeter (*pleks-im'-et-er*) [πλῆξις, a stroke; μέτρον, a measure]. A disc placed on the body to receive the stroke in mediate percussion.

pleximetric (*pleks-im-et'-rik*) [*pleximeter*]. Pertaining to or performed with a pleximeter.

pleximetry (*pleks-im'-et-re*). Percussion by means of a pleximeter.

plexitis (*pleks-i'-tis*) [*plectare,* to knit; *itis,* inflammation]. Inflammation of a plexus.

plexor (*pleks'-or*) [πλῆξις, stroke]. A hammer used for performing percussion.

plexus (*pleks'-us*) [*plectere,* to knit]. A network, especially an aggregation of vessels or nerves forming an intricate network. **p., aortic,**

(1) a nerve plexus on each side and in front of the abdominal aorta; (2) one surrounding the thoracic aorta. **p., basilaris,** the basilar sinus, consisting of a number of veins connecting the two subpetrosal sinuses. **p., brachial,** a plexus formed in the neck by the union of the anterior branches of the lower four cervical and the greater part of the first dorsal nerves. Its branches are the rhomboid, subclavian, suprascapular, external anterior thoracic, musculocutaneous, subscapular, median musculospiral, posterior thoracic, internal anterior thoracic, internal cutaneous, lesser internal cutaneous, and ulnar nerves **p., cardiac,** a plexus of nerves connected with the heart. **p., cardiac, deep** or **great,** the deep portion of the superficial cardiac plexus. **p., cardiac, superficial,** or **anterior,** one in the upper part of the chest, between the arch of the aorta and base of the heart. It is derived from the sympathetic nerve and is reinforced by branches of the inferior, middle, and superior cardiac, hypoglossal, and pneumograstric nerves. **p., carotid, external,** one around the external carotid artery. **p., carotid, internal,** one surrounding the internal carotid artery. **p., cavernous,** a sympathetic plexus in the cavernous sinus; it furnishes branches to the internal carotid artery and connects with the motor oculi, patheticus, and trigeminus nerves. **p., celiac,** one close to the celiac axis. **p., cervical,** a plexus in the neck formed by the anterior branches of the upper four cervical nerves Its branches are the *superficial,* to skin of the head and neck; and the *deep,* the phrenic, communicans noni, two muscular, and two communicating branches. **p., choroid.** See *choroid plexus.* **p., coccygeal,** one on the dorsal surface of the coccyx and caudal end of the sacrum. **p., coronary, anterior,** one between aorta and pulmonary artery. **p., coronary, gastric,** one at the lesser curvature of the stomach. **p., coronary, posterior,** one accompanying the posterior coronary artery on the dorsum of the heart **p., crural,** one surrounding the upper portion of the femoral artery **p., cystic,** one near the gall-bladder. **p., dental, inferior,** one around the roots of the teeth of the lower jaw. **p., diaphragmatic,** one near the phrenic artery. **p., epigastric.** Same as *p. solar.* **p., esophageal,** one around the esophagus. **p., facial,** one enveloping part of the facial artery. **p., gangliform,** one formed from roots of origin of the inferior maxillary nerve. **p., gastric,** a branch of the celiac plexus accompanying the gastric artery. **p., gastroduodenal,** a branch of the celiac plexus. **p., hemorrhoidal, inferior** and **middle,** nerve-plexus derived from the pelvic plexus near the rectum. **p., hepatic,** a branch of the celiac plexus attending the hepatic artery to the liver. **p., hypogastric,** one before the promontory of the sacrum. **p., hypogastric, inferior.** Same as *p., pelvic.* **p., infraorbital,** one under the levator labii superioris muscle. **p., intestinal, submucous,** Meissner's, in the submucosa of the small intestine. **p., lingual,** one around the lingual artery. **p., lumbar,** one formed by the anterior divisions of the lumbar spinal nerves in the psoas muscle. **p. magnus profundus.** Same as *p., cardiac, deep.* **p., mesenteric, inferior,** one around the inferior mesenteric artery. **p., mesenteric, superior,** one around the superior mesenteric artery. **p., myenteric,** Auerbach's, one between the circular and longitudinal muscular coats of the small intestine. **p., nasopalatine,** one uniting the nasopalatine nerves in the incisor foramen. **p., obturator,** one around the obturator nerve. **p., occipital,** one around the occipital artery. **p., ophthalmic,** one around the ophthalmic artery and the optic nerve. **p., ovarian,** (1) a venous plexus in the broad ligament; (2) a nerve plexus distributed to the ovaries. **p., pampiniform,** a venous plexus of the spermatic cord. **p., pancreatic,** one that supplies the pancreas. **p., pancreaticoduodenal,** one near the head of the pancreas **p., parotid,** the pes anserinus, *q. v.* **p., patellar,** one in front of the patella. **p., pelvic,** one at the side of the rectum and bladder, distributed to the viscera of the pelvis and plexuses of the pelvis. **p., pharyngeal,** (1) nerve-plexuses supplying the pharynx; (2) venous plexus at the side of the pharynx. **p., phrenic,** one accompanying the phrenic arteries to the diaphragm. **p., prostatic,** one occupying the sides of the prostate. **p., pterygoid,** a plexus of veins which accompanies the internal maxillary artery between the pterygoid muscles. **p., pulmonary, anterior,** one in front of the bronchus, whence branches are distributed through the lung. **p., pulmonary, posterior,** one at the back of the bronchus, whence branches are distributed through the lung. **p., pyloric,** one near the pylorus. **p., renal,** a plexus derived from the solar and abdominal aortic plexuses; it accompanies the renal artery and is distributed to the kidney. **p., sacral,** one ventrad of the sacrum. **p., semilunar, p., solar.** See *solar plexus.* **p., spermatic,** a nerve-plexus around the spermatic vessels, supplying the testes (ovaries in females). **p., sphenoid,** the upper part of the internal carotid plexus. **p., splenic,** one around the splenic artery. **p., subsartorial,** one at the posterior border of the sartorius muscle. **p., subtrapezial,** one beneath the trapezius muscle. **p., sympathetic,** a plexus formed by the branches of the sympathetic nerve. **p., thyroid, inferior,** one around the external carotid and inferior thyroid arteries, distributed to the larynx, pharynx, and thyroid gland. **p., thyroid, superior,** one around the thyroid gland. **p., tonsillar,** one in the tonsil. **p., tympanic,** the tympanic portion of the tympanic nerve. **p., uterine,** (1) a venous plexus on the walls of the uterus, extending into the broad ligament; (2) a nerve-plexus supplying the cervix and lower part of the uterus. **p., vaginal,** (1) a nerve-plexus supplying the walls of the vagina; (2) a venous plexus near the entrance of the vagina. **p., vertebral,** one surrounding the vertebral and basilar arteries. **p., vesical,** one surrounding the vesical arteries.

pli (*plē*) [Fr.]. 1. A gyrus or convolution. 2. A fold. 3. Plica.

plica (*plī'-kah*) [L.]. 1. A fold. 2. See *p. polonica.* **p. chorioidea,** the transverse fold of invaginated roof-plate produced by the metencephalic flexure of the primitive brain. 3. A false membrane. **p. epigastrica,** fold of peritoneum covering the deep epigastric artery. **p. fimbriata,** a fold of mucous membrane having a fringed free edge on either side of the frenum linguæ. **p. gubernatrix,** a fold of peritoneum containing the lower part of the gubernaculum testis. **p. hypogastrica.** Same as *p. umbilicalis lateralis.* **p. lacrimalis.** See *Hasner's valves.* **p. neuropathica,** a curling of the hair from a

nervous derangement. **plicæ palmatæ,** radiating folds in the mucous membrane of the cervix. **p. polonica,** a matted, entangled condition of the hair, due to want of cleanliness in certain diseases of the scalp. Syn., *Polish plait.* **p. salpingopalatina,** a fold of mucous membrane stretching from the torus tubarius to the palate. **p. salpingopharyngea,** a vertical fold of mucous membrane stretching from the torus tubarius to the pharynx. **p. semilunaris,** a conjunctival fold in the inner canthus of the eye, the rudiment of the nictitating membrane of birds. **p. sublingualis,** a fold of mucous membrane caused by the projection of the sublingual gland. **p. triangularis,** a triangular membrane extending from the upper posterior portion of the anterior faucial pillar backward and downward until lost in the tissues at the base of the tongue. **p. umbilicalis lateralis,** fold of peritoneum covering the obliterated hypogastric artery. **p. umbilicalis media,** a fold of peritoneum covering the urachus. **p. urachi.** Same as *p. umbilicalis media.* **p. vascularis,** a fold of peritoneum containing the spermatic vessels.

plicate (*pli'-kāt*) [*plicare*, to fold]. Folded, plaited.

plication (*pli-ka'-shun*). A plica or fold.

plicotomy (*pli-kot'-o-mē*) [*plica; τομή*, a cutting]. Division of the posterior fold of the tympanic membrane.

Plimmer's bodies (*plim'-er*) [Henry George *Plimmer*, English protozoologist, 1857–1918]. Intracellular bodies observed by Plimmer in cancerous tissue. **P.'s salt,** antimony and sodium tartrate, used in treatment of trypanosomiasis.

pliophite (*pli'-o-fīt*) [*πλείων*, more; *φύω*, produce]. Rich in reserve food-substance; said of a cell.

plomb (*plum*) [Fr., *plomber*, to plug a tooth]. A filling for a cavity. **p., iodoform** (of Mosetig-Moorhof), an antibacillary agent for filling bone-cavities after operations for tuberculosis or osteomyelitis. It consists of iodoform, spermaceti, and oil of sesame, which are sterilized, heated, and poured into the cavity, when the mixture solidifies and fills it.

ploration (*plo-ra'-shun*) [*plorare*, to weep]. Lacrimation.

plough-share (*plow'-shār*). The vomer.

plug. 1. Something that occludes a circular opening or channel. 2. To fill a tooth cavity 3 The filling of a tooth cavity. **p., cervical.** Synonym of *p., mucous.* **p., kite-tail,** a tampon resembling a kite-tail. **p., mucous,** the mass of inspissated mucus which occludes the cervix uteri during pregnancy and is discharged at the beginning of labor. **p.s, Dittrich's.** See under *Dittrich.*

Plugge's phenol reaction (*plu'-geh*). A dilute phenol solution is rendered intensely red on boiling with a solution of mercuric nitrate containing a trace of nitrous acid. Metallic mercury is separated at the same time, and an odor of salicylol is given off

plugger (*plug'-ur*). An instrument for the insertion and impaction of fillings in tooth cavities.

plugging (*plug'-ing*). See *tampon.* **p. instruments,** dental instruments for introducing and consolidating fillings. **p. teeth.** See *filling teeth.*

plumbago (*plum-ba'-go*). See *graphite.*

plumbi (*plum'-bi*). Genitive of Latin *plumbum*, lead.

plumbic (*plum'-bik*) [*plumbum*]. Pertaining to or containing lead.

plumbism (*plum'-bizm*) [*plumbum*]. Lead-poisoning.

plumbite (*plum'-bīt*). General term for a compound formed by union of lead oxide with a base.

plumbum (*plum'-bum*) [L.]. Lead, a bluish-white metal occurring in nature chiefly as the sulphide, PbS, known as galena; atomic weight 207.10; sp. gr. 11.38; quantivalence II and IV; symbol Pb. The salts of lead are poisonous, producing, in sufficient doses, gastroenteritis; ingested in small quantities over a long period of time chronic lead-poisoning is produced. See *lead-poisoning.* **plumbi acetas** (U. S. P.), lead acetate, $Pb(C_2H_3O_2)_2.3H_2O$. It is used as an astringent in diarrhea and dysentery, as a hemostatic, and as an astringent and sedative in gonorrhea, leukorrhea, conjunctivitis, etc. Dose 1–3 gr. (0.065–0.2 Gm.). Syn., *sugar of lead.* **plumbi carbonas,** lead carbonate, white lead, $(PbCO_3)_2.Pb(OH)_2$, is used as a local sedative in ointments and in face-powders. The prolonged use of the latter has caused poisoning. **plumbi chloridum,** lead chloride, $PbCl_2$, is used like the carbonate. **plumbi, emplastrum** (U. S. P.), lead plaster, is made of lead acetate, soap, and water, and is used as an external application to irritated surfaces, and in the arts for glazing pottery and as an ingredient of fluid glass. Combined with olive-oil it constitutes *unguentum diachylon* (U. S. P.). **plumbi iodidum** (U. S P.), lead iodide, PbI_2, is used as a local astringent and absorbent. **plumbi nitras** (U. S. P.), lead nitrate, $Pb(NO_3)_2$, is used locally as a sedative to excoriated surfaces, as sore nipples, chapped hands; in gonorrhea and leukorrhea; in onychia maligna, etc. *Ledoyen's disinfecting fluid* is a solution of lead nitrate of the strength of one dram to the ounce **plumbi oxidum** (U S. P.), lead oxide or litharge, PbO, is used in the making of lead plaster. **plumbi oxidum rubrum,** red lead, minium, is used extensively in the arts as a paint and in the manufacture of glass. **plumbi subacetas,** lead subacetate, is a basic salt. **plumbi subacetatis, ceratum** (U. S. P.), is made up of lead subacetate, wool-fat, paraffin, white petrolatum, and camphor **plumbi subacetatis, liquor** (U. S. P., B. P.), Goulard's extract. **plumbi subacetatis, liquor, dilutus** (U. S. P., B. P.), lead-water, is used as a sedative and astringent in inflammations and burns **plumbi tannas,** lead tannate, is used as a sedative astringent.

Plummer's disease (*plum'-er*) [Henry S *Plummer*, American physician, –1874]. Adenomata with hyperthyroidism

Plummer's pill (*plum'-er*) [Andrew *Plummer*, Scotch physician, –1756]. Compound pill of calomel and antimony. See under *antimony.*

plumose, plumous (*ploo'-mōs, ploo'-mus*) [*pluma*, feather]. Having feathers; feathery; feathered; denoting a feathery growth of bacteria.

plumper (*plum'-per*). One of a pair of pads worn in the hollow of the cheeks to give them a rounded appearance; sometimes attached to a set of artificial teeth.

plumula (*ploo'-mū-lah*) [*plumula*, a little feather; *pl., plumulæ*]. Minute transverse furrows on the roof of the aqueduct of Sylvius.

Plunkett's caustic, or **ointment** (*plunk'-et*). A caustic paste composed of the bruised plant of *Ranunculus acris* and of *R. flammula*, each 24 parts; arsenous acid, 3 parts; sulphur, 5 parts. These are mixed into a paste, rolled into balls.

and dried in the sun. When used the ball must be reduced to a pasty consistence by rubbing with yolk of egg.

pluriceptor (*ploo-re-sep'-tor*) [*plus*, more; *capere*, to take]. A receptor with more than two complementophile groups.

pluricordonal (*ploo-ri-kord'-on-al*) [*plus*, more; *horda*, a string]. Having several processes.

plurifetation (*ploo-ri-fe-ta'-shun*) [*plus*, more; *fetus*]. The conception of twins, triplets, etc.

pluriglandular (*ploo-re-glan'-dū-lar*). Referring to more than one gland or to the secretions of more than one gland. **p. extract**, a glycerin extract of the thyroid, parathyroids, pituitary, and ovaries of sheep, and testicles of cocks; it is given hypodermatically in the gluteal region in neu asthenia and similar conditions.

plurigravida (*ploo-re-grav'-id-ah*) [*plus*, more: *gravida*, pregnant]. Multigravida.

plurilocular (*ploo-ri-lok'-ū-lar*) [*plus*, more; *loculus*, a cell]. Having more than one cell or loculus; multilocular.

pluripara (*ploo-rip'-ar-ah*). See *multipara*.

pluriparity (*ploo-rip-ar'-it-e*) [*plus*, more; *parere*, to bring forth]. The condition of having borne several children.

pluriseptate (*ploo-ris-ep'-tāt*) [*plus*, more; *septum*, a partition]. Having more than one septum or partition.

plutomania (*ploo-to-ma'-ne-ah*) [μλοῦτος, wealth; μανία, madness]. An insane belief that one is the possessor of great wealth.

pluviometric (*ploo-ve-o-met'-rik*) [*pluvia*, rain; μέτρον, a measure]. Relating to the measurement of rain-falls.

pnein (*ne'-in*) [πνέιν, to breathe]. A thermostabile substance found in most tissues, and which accelerates their primary respiration processes.

pneocardiac reflex (*ne-o-kar'-de-ak*) [πνέιν, to breathe; κάρδια, heart]. The inhalation of an irritating vapor causes a change in the cardiac rhythm or the blood pressure.

pneodynamics (*ne-o-di-nam'-iks*) [πνεῖν, to breathe; δύναμις, power]. The dynamics of respiration.

pneogaster (*ne'-o-gas-ter*) [πνεῖν, to breathe; γαστήρ, stomach]. In biology, the respiratory tract.

pneograph (*ne'-o-graf*) [πνεῖν, to breathe; γράφειν, to write]. An instrument for recording the force and character of the current of air during respiration.

pneometer (*ne-om'-et-er*). Synonym of *spirometer*.

pneophore (*ne'-o-fōr*) [πνεῖν, to breathe; φορός, carrying]. An instrument to aid artificial respiration in the asphyxiated.

pneopneic reflex (*ne-op-ne'-ik*) [πνέιν, to breathe]. The inhalation of an irritating vapor causes a change in the respiratory rhythm.

pneoscope (*ne'-o-skōp*) [πνεῖν, to breathe; σκοπεῖν, to examine]. An instrument for measuring respiratory movements.

pneuma (*nū'-mah*) [πνεῦμα, breath]. 1. Air; a breath. 2. The vital principle.

pneumameter (*nū-mam'-et-er*) [πνεῦμα, air; μέτρον, measure]. An appliance for exercising the lungs, used in the after-treatment of empyema; it is fitted with scale which indicates the air capacity of the lungs.

pneumarthrosis (*nū-mar-thro'-sis*) [πνεῦμα, air; ἄρθρον, a joint]. A collection of air or gas in a joint.

pneumascope (*nu'-mah-skōp*). See *pneumatoscope*.

pneumascos (*nū-mas'-kos*) [πνεῦμα, air, σάκος; sack]. Air in the peritoneal cavity; pneumoperitoneum.

pneumatelectasis (*nū-mat-el-ek'-tas-is*). Atelectasis of the lungs.

pneumathemia (*nū-ma-the'-me-ah*) [πνεῦμα, air; αἷμα, blood]. The presence of air or gas in the blood-vessels.

pneumatic (*nū-mat'-ik*) [πνεῦμα, air]. 1. Pertaining to air or gas. 2. Pertaining to respiration. 3. Pertaining to compressed or rarefied air. **p. cabinet**, a cabinet for treating a part by compressed or rarefied air. **p. speculum**. See *Siegle's speculum*. **p. trough**, a trough partly filled with water for facilitating the collection of gases.

pneumatics (*nū-mat'-iks*) [πνεῦμα, air]. The branch of physics treating of the physical properties of air and gases.

pneumatinuria (*nū-mat-in-ū'-re-ah*). See *pneumaturia*.

pneumato- (*nū-mat-o-*) [πνεῦμα, air]. A prefix denoting pertaining to air, gas, or breath.

pneumatocardia (*nū-mat-o-kar'-de-ah*) [*pneumato-*; καρδία, heart]. The presence of air or gas in the chambers of the heart.

pneumatocele (*nū-mat-o-sēl*) [*pneumato-*; κήλη, tumor]. 1. A swelling containing air or gas. 2. See *pneumonocele*. 3. A swelling of the scrotum produced by the presence of gas.

pneumatochemical (*nū-mat-o-kem'-ik-al*). 1. Relating to the chemistry of gases. 2. Relating to the treatment of pulmonary disease by inhalation of medicated vapors. **p. apparatus of Priestley**. See *pneumatic trough*.

pneumatodyspnea, pneumatodyspnœa (*nū-mat-o-disp'-ne-ah*) [*pneumato-*; *dyspnea*]. Emphysematous dyspnea.

pneumatogeny (*nū-mat-oj'-en-e*) [*pneumato-*; γενν̄ᾶν, to produce]. Artificial respiration.

pneumatogram (*nū-mat'-o-gram*) [*pneumato-*; γράμμα, inscription]. A tracing showing the frequency, duration, and depth of the respiratory movements.

pneumatograph. See *pneumograph*.

pneumatology (*nū-mat-ol'-o-je*) [*pneumato-*; λόγος, science]. 1. The science of respiration. 2. The science of gases; also their use as therapeutic agents.

pneumatometer (*nū-mat-om'-et-er*). An instrument for measuring the pressure of inspiration or expiration by the force exerted upon a mercuric column contained in a U-tube.

pneumatometry (*nū-mat-om'-et-re*) [*pneumato-*; μέτρον, measure]. 1. The measurement of the force in respiration. It is used as a means of diagnosis. 2. The treatment of pulmonary and circulatory diseases by means of a pneumatic apparatus.

pneumatomphalocele (*nū-mat-om-fal'-o-sēl*) [*pneumato-*; ὀμφαλός, navel; κήλη, tumor]. An umbilical hernia containing flatus.

pneumatorrhachis (*nū-mat-or'-a-kis*) [*pneumato-*; ῥάχις, spine]. The presence of air in the spinal canal

pneumatoscope (*nū'-mat-o-skōp*) [*pneumato-*; σκοπεῖν, to examine]. 1. An apparatus for measuring the gas in expired air. 2. An instrument for internal auscultation of the thorax. 3. An instrument for determining the presence of foreign bodies in the mastoid sinuses. 4. See *pneumograph*.

pneumatosis (*nū-mat-o'-sis*) [πνεῦμα, air]. The presence of gas or air in abnormal places, or in

an excessive quantity where a little exists normally. **p. abdominis,** tympanites.

pneumatotherapy (*nū-mat-o-ther'-ap-e*) [*pneumato-; θεραπεία,* treatment]. The treatment of diseases by means of compressed or rarefied air.

pneumatothorax (*nū-mat-o-tho'-raks*). See *pneumothorax.*

pneumaturia (*nū-mat-u'-re-ah*) [*pneumato-; οὖρον,* urine]. The evacuation of urine containing free gas.

pneumatype (*nū'-mat-īp*) [*πνεῦμα,* air; *τύπος,* type]. Breath-picture. The deposit formed upon a piece of glass by the moist air exhaled through the nostrils when the mouth is closed. It is employed in the diagnosis of nasal obstruction. Slate-paper may be used, pulverized sulphur or boric acid being blown upon the moistened surface to make a permanent record.

pneumectomy (*nū-mek'-to-me*). See *pneumonectomy*

pneumin (*nū'-min*) [*πνεῖν,* to breathe]. A thermostabile substance found in most tissues, and which accelerates their primary respiration processes.

pneumo- (*nū-mo-*). The same as *pneumono-.*

pneumoarctia (*nū-mo-ark'-te-ah*) [*pneumo-; arctare,* to contract]. Contraction of the lungs; pneumonostenosis.

pneumobacillin (*nū-mo-bas-il'-in*). A toxic extract of pneumobacilli.

pneumobacillus (*nū-mo-bas-il'-us*). The *Bacillus pneumoniæ.*

pneumobacterine (*nū-mo-bak'-ter-ēn*). A vaccine obtained from cultures of the *pneumococcus.*

pneumobulbar (*nū-mo-bul'-bar*) [*pneumo-; bulb*]. Pertaining to the lungs and to the respiratory center in the medulla.

pneumocace (*nū-mok'-as-e*) [*pneumo-; κακός,* evil]. Gangrene of the lung.

pneumocele (*nū'-mo-sēl*). See *pneumatocele.*

pneumocentesis (*nū-mo-sen-te'-sis*) [*pneumo-; κέντησις,* puncture]. Paracentesis of the lung, especially for the purpose of evacuating a cavity.

pneumocephalus (*nū-mo-sef'-a-lus*) [*pneumo-; κεφαλή,* head]. The presence of air or gas within the cranial cavity.

pneumochemical. See *pneumatochemical.*

pneumochirurgia (*nū-mo-ki-rur'-je-ah*) [*pneumo-; χειρουργία,* surgery]. Surgery of the lungs.

pneumochysis (*nū-mok'-is-is*) [*pneumo-; χύσις,* a pouring]. Pulmonary edema.

pneumococcal (*nū-mo-kok'-al*). Pertaining to or caused by pneumococci.

pneumococcemia, pneumococcæmia (*nū-mo-kok-se'-me-ah*) [*pneumococcus; αἷμα,* blood]. The presence of pneumococci in the blood.

pneumococcia (*nū-mo-kok'-se-ah*). Generalized infection by pneumococci.

pneumococcus (*nū-mo-kok'-us*). Any micrococcus of the lung; especially the *micrococcus lanceolatus.*

pneumocolon (*nū-mo-ko'-lon*) [*πνεῦμα,* air; *colon*]. Distension of the colon, as a diagnostic measure.

pneumoconiosis (*nū-mo-kon-e-o'-sis*). See *pneumonokoniosis.*

pneumoderma (*nū-mo-der'-mah*) [*pneumo-; δέρμα,* skin]. Subcutaneous emphysema.

pneumodynamics (*nū-mo-di-nam'-iks*). Pneodynamics.

pneumoenteritis (*nū-mo-en-ter-i'-tis*) [*pneumo-; enteritis*]. Inflammation of the lungs and of the intestine. See hog-cholera.

pneumoerysipelas (*nū-mo-er-e-sip'-el-as*). Pneumonia associated with erysipelas.

pneumogalactocele (*nū mo-gal-ak'-to-sēl*) [*pneumo-; galactocele*]. A galactocele containing gas.

pneumogastric (*nū-mo-gas'-trik*) [*pneumo-; γαστήρ,* stomach]. 1. Pertaining conjointly to the lungs and the stomach. 2. Pertaining to the pneumogastric or vagus nerve. **p. nerve.** See under *nerve.*

pneumogram (*nū'-mo-gram*) [*pneumo- γράμμα,* writing]. The tracing afforded by the pneumograph.

pneumograph *nū'-mo-graf*) [*pneumo-; γράφειν,* to write]. An instrument for recording the movements of the chest in respiration.

pneumography (*nū-mog'-ra-fe*) [ee *pneumograph*]. A description of the lungs.

pneumohæmorrhagia, pneumohemorrhagia (*nū-mo-hem-or-aj'-e-ah*) [*pneumo-; hemorrhage*]. Hemorrhage into the air cells of the lung; pulmonary apoplexy.

pneumohemopericardium (*nū-mo-hem-o-per-e-kar'-de-um*) [*pneumo-; αἷμα,* blood; *pericardium*]. The presence of air and blood in the pericardium.

pneumohemothorax (*nū-mo-hem-o-tho'-raks*). A collection of air or gas and blood in the pleural cavity.

pneumohydrometra (*nū-mo-hi-dro-me'-trah*) [*pneumo-; hydrometra*]. Hydrometra associated with the generation of gas in the uterus.

pneumohydropericardium (*nū-mo-hi-dro-per-e-kar'-de-um*) [*pneumo-; ὕδωρ,* water; *pericardium*]. An accumulation of air and fluid in the pericardial sac.

pneumohydrothorax (*nū-mo-hi-dro-tho'-raks*). A collection of air or gas and fluid in the pleural cavity.

pneumohypoderma (*nū-mo-hi-po-der'-mah*) [*pneumo-; ὑπο,* under; *δέρμα,* skin]. Subcutaneous emphysema.

pneumokidney (*nū'-mo-kid-ney*) [*πνεῦμα,* air; *kidney*]. Pyclography in which oxygen is used instead of the ordinary opaque solution.

pneumokoniosis. See *pneumonokoniosis.*

pneumolith (*nū'-mo-lith*) [*pneumo-; λίθος,* a stone]. A calculus of the lung.

pneumolithiasis (*nū-mo-lith-s'-as-is*) [*pneumo-; λίθος,* stone]. The formation of pneumoliths.

pneumology (*nū-mol'-o-je*) [*pneumo-; λόγος,* science]. The sum of scientific knowledge concerning the lungs and air-passages.

pneumolysis (*nū-mol'-is-is*) [*pneumo-; λύσις,* a loosening]. Loosening from the intrathoracic fascia of thickened pleura which causes contraction of the lung.

pneumomalacia (*nū-mo-mal-a'-se-ah*) [*pneumo-; μαλακία,* softness]. Abnormal softness of the lung.

pneumomassage (*nū-mo-mas-sahzj'*) [*pneumo-; μάσσειν,* to knead]. The application of massage or passive motion to the tympanic membrane and auditory ossicles by pneumatic means.

pneumomelanosis. See *pneumonomelanosis.*

pneumometer, pneumatometer, pneumomometer (*nū-mom'-et-er, nū-mat-om'-et-er, nū-mo-mom'-et-er*). Synonyms of *spirometer.*

pneumometry, pneumatometry (*nū-mom'-et-re, nū-mat-om'-et-re*) [*pneumo-; μέτρον,* a measure]. 1. The measurement of the force of respiration. 2. The treatment of pulmonary and circulatory diseases by means of a pneumatic apparatus.

pneumomycosis (*nū-mo-mi-ko'-sis*). A disease of the lungs due to fungi.

pneumon- (*nū'-mon*) [*πνεύμων,* lung]. A prefix denoting connection with or relation to the lungs.

pneumonalgia (*nū-mo-nal'-je-ah*) [*pneumon-*, ἄλγος, pain]. Pain in the lung.

pneumonatelectasi (*nū-mon-at-el-ek'-tas-is*) [*pneumon-; atele tasis*]. Atelectasis of the lung.

pneumonectasia, pneumonectasis (*nū-mon-ek-ta'-ze-ah, nū-mon-ek'-tas-is*) [*pneumono-*; ἔκτασις, distention]. Emphysema of the lung.

pneumonectomy (*nū-mon-ek'-to-me*) [*pneumono-*; ἐκτομή, excision]. Excision of a portion of a lung.

pneumonedema (*nū-mon-e-de'-mah*) [*pneumon-; edema*]. Edema of the lungs.

pneumonemia, pneumonæmia (*nū-mon-e'-me-ah*) [*pneumon-; αἷμα*, blood]. Congestion of the lungs.

pneumonemphraxis (*nū-mon-em-fraks'-is*) [*pneumon-; ἔμφραξις*, obstruction]. Obstruction of the lungs or the bronchi.

pneumonemphysema (*nū-mon-em-fiz-e'-mah*) [*pneumo-; ἐμφύσημα*, inflation]. Emphysema of the lungs.

pneumonia (*nū-mo'-ne-ah*) [πνεύμων, lung]. Inflammation of the lung; pneumonitis Used without qualification, the term implies lobar pneumonia (*q. v.*). **p., abortive,** acute congestion not followed by other stages. **p., acute,** lobar pneumonia, most often due to a specific microorganism. **p., alcoholic,** the croupous pneumonia of drunkards, often associated with delirium, and very fatal. **p., anthrax,** pulmonary anthrax. **p., apex-, p., apical,** croupous pneumonia of the apex of a lung. **p., aspirations,** a bronchopneumonia due to the inspiration of food-particles or other irritant substances into the lung. **p., bronchial, p., catarrhal.** Synonym of *bronchopneumonia*. **p., central,** a croupous pneumonia beginning in the interior of a lobe of the lung. The physical signs are obscure until the inflammation reaches the surface. **p., cerebral,** a form associated with marked cerebral symptoms. It is most common in children, and in the beginning resembles meningitis. **p., cheesy.** See *p., desquamative*. **p., chronic.** See *p. interstitial*. **p., contusion,** that following contusion of the chest. **p., core,** central pneumonia. **p. croupous.** See *p. lobar*. **p., deglutition-.** Synonym of *p., aspiration-*. **p., desquamative,** a form characterized chiefly by an intense desquamation of the cells lining the air-vesicles, a proliferation of the connective-tissue cells of the septa between the vesicles, and the exudation of a scanty albuminous fluid. The exudate generally undergoes caseous degeneration. **p., disseminated,** bronchopneumonia. **p., double,** lobar pneumonia of both lungs. **p., embolic,** pneumonia due to embolism of the vessels of the lung. **p., ephemeral,** congestion of the lungs. **p., fibrinous.** See *p., lobar*. **p., fibroid, p., fibrous.** Synonym of *p., interstitial*. **p., gangrenous,** gangrene of the lung. **p., hypostatic,** a lobular pneumonia occurring in the dependent portions of the lungs of persons debilitated by age or disease, and depending on the weakened circulation and respiration and the dorsal decubitus. **p., indurative.** See *p., desquamative*. **p., insular.** Synonym of *bronchopneumonia*. **p., interstitial,** a chronic inflammation of the lung characterized by an increase of the connective tissue. Syn., *cirrhosis of the lung; fibroid pneumonia*. **p., larval,** that presenting only initial symptoms. **p., lobar,** an acute infectious disease characterized by an inflammation of one or more lobes of the lung, the affected parts becoming consolidated, owing to the exudation of cells and fibrin into the air-vesicles. The exciting cause is usually *Diplococcus pneumoniæ* of Fränkel, but other microorganisms may produce it. Syn., *croupous pneumonia; lung-fever*. **p., lobular.** Synonym of *bronchopneumonia*. **p., massive,** lobar pneumonia in which not only the air-cells, but the bronchi of an entire lobe, or even of a lung, are filled with the fibrinous exudate. **p. migrans, p., migratory,** a form involving one lobe after another. **p., pleuritic,** pleuropneumonia. **p., pleurogenic, p , pleurogenous,** pneumonia secondary to disease of the pleura. **p., purulent,** one characterized by the formation of pus, it appears under three forms, suppuration of the minute bronchi and air-vesicles—purulent catarrh; true abscess of the lung; suppurative lymphangitis and perilymphangitis. **p., septic,** lobular pneumonia due to the inspiration of septic material or to septic emboli. **p., superficial,** that restricted to parts near the pleura. **p., syphilitic,** inflammation of the lung due to syphilis and manifesting itself as the white pneumonia of the fetus; as gumma of the lung; as interstitial pneumonia, taking its origin at the root of the lung and passing along the bronchi and vessels; and as acute syphilitic phthisis, analogous to acute pneumonic phthisis. **p., tubular.** Synonym of *bronchopneumonia* **p., typhoid,** that attended with typhoid symptoms. **p. vera,** lobar pneumonia not complicated with other diseases or forms. **p., vesicular,** bronchopneumonia. **p. wandering,** that which affects different parts of the lung in succession and seems to be associated with erysipelas. **p., white,** a catarrhal form of pneumonia occurring in a syphilitic fetus and resulting in death. By an overgrowth of epithelium in the air-vesicles the cells die, and fatty degeneration follows, giving the lungs a white appearance, with the imprint of the ribs on their surface.

pneumonic (*nū-mon'-ik*) [see *pneumonia*] Pertaining to the lungs or to pneumonia. **p. phthisis,** tuberculosis affecting a whole lobe of the lung

pneumonitis (*nū-mon-i'-tis*). Pneumonia.

pneumono- (*nū-mon-o-*) [πνεύμων, lung]. A prefix denoting pertaining to the lungs.

pneumonocace (*nu-mon-ok'-as-e*) [*pneumono-*; κακός, evil]. Gangrene of the lung.

pneumonocele (*nū'-mon-o-sēl*) [*pneumono-*; κήλη, hernia]. Hernia of the lung.

pneumonocentesis (*nū-mon-o-sen-te'-sis*). Same as *pneumocentesis*.

pneumonochirurgia (*nū-mo-no-ki-rur'-ie-ah*) [*pneumono-*; χειρουργεια, surgery]. Surgery of the lungs.

pneumonocirrhosis (*nū-mon-o-sir-o'-sis*) [*pneumono-; cirrhosis*]. Cirrhosis of the lung, interstitial pneumonia.

pneumonodynia (*nū-mon-o-din'-e-ah*) [*pneumono-*; ὀδύνη, pain] Pain referred to the lungs.

pneumonoenteritis (*nū-mo-no-en-ter-i'-tis*) [*pneumono-*; enteritis]. Pneumonia associated with enteritis.

pneumonoerysipelas (*nū-mo-no-er-e-sip'-e-las*). Pneumonia associated with erysipelas.

pneumonokoniosis (*nū-mon-o-kon-e-o'-sis*) [*pneumono-*; κόνις, dust]. A general term applied to chronic induration or fibrous inflammation of the lungs due to the inhalation of dust. Various names are given to it according to the kind of dust causing the inflammation: *anthracosis*, that

due to the inhalation of coal-dust; *siderosis*, that due to inhalation of metallic dust; *chalicosis*, that due to the inhalation of mineral dust.

pneumonolithiasis (*nū-mon-o-lith-ī'-as-is*) [*pneumono-*; λίθος, stone]. The formation of pneumoliths.

pneumonolysis (*nū-mon-ol'-is-is*). Same as *pneumolysis*.

pneumonomelanosis (*nū-mon-o-mel-an-o'-sis*) [*pneumono-*, μέλας, black, νόσος, disease]. Anthracosis of the lung.

pneumonometer (*nū-mon-om'-et-er*). Synonym of *spirometer*.

pneumonomycosis (*nū-mon-o-mī-ko'-sis*). See *pneumomycosis*.

pneumonopaludism (*nū-mo-no-pal'-ū-dizm*). Same as *Bruns's disease*, *q. v.*

pneumonoparalysis (*nū-mon-o-par-al'-is-is*) [*pneumono-*; *paralysis*] Paralysis of the lung.

pneumonopathy (*nū-mon-op'-ath-e*) [*pneumono-*; πάθος, disease]. Any disease of the lung.

pneumonopexy (*nū-mon'-o-peks-e*) [*pneumono-*; πῆξις, a fixing] Fixation of a stump of lung tissue to the thoracic wall in connection with pneumonectomy for gangrene, hernia, or other pulmonary lesion.

pneumonophlebitis (*nū-mon-o-fleb-ī'-tis*) [*pneumono-*, φλέψ, vein, ῑτις, inflammation]. Inflammation of the pulmonary veins.

pneumonophthisis (*nū-mon-off'-this-is*) [*pneumono-*, φθίσις, a wasting]. A destructive process in the lungs.

pneumonopleuritis (*nū-mon-o-ploo-rī'-tis*). Synonym of *pleuropneumonia*.

pneumonorrhagia (*nū-mon-or-a'-je-ah*) [*pneumono-*; ῥηγνύναι, to burst forth]. Hemorrhage from the lungs.

pneumonorrhaphy (*nū-mon-or'-af-e*) [*pneumono-*; ῥαφή, a seam]. Suture of lacerations of the lung.

pneumonosepsis (*nū-mon-o-sep'-sis*) [*pneumono-*; σῆψις, putrefaction]. Septic inflammation of the lung.

pneumonosis (*nū-mon-o'-sis*) [*pneumo-*; νόσος, disease]. Any affection of the lungs.

pneumonostenosis (*nū-mon-o-sten-o'-sis*). Contraction of a lung.

pneumonotherapy (*nū-mo-no-ther'-ap-e*). See *pneumatotherapy* and *pneumotherapy*.

pneumonotomy (*nū-mon-ot'-o-me*) [*pneumo-*; τομή, a cutting]. Surgical incision of the lung.

pneumopaludism (*nū-mo-pal'-ū-dizm*) [*pneumo-*; *paludism*]. A manifestation of malaria characterized by the impairment of the percussion resonance at one apex, bronchial respiratory murmurs, bronchophony, without rales, friction, or expectoration; cough occurs in paroxysms.

pneumoparesis (*nū-mo-par'-es-is*) [*pneumo-*; *paresis*] Progressive congestion of the lungs apparently depending on vasomotor deficiency or other fault of innervation; simple respiratory failure.

pneumopericarditis (*nū-mo-per-ik-ar-dī'-tis*) [*pneumo-*; *pericarditis*]. Pericarditis with the formation of gas in the pericardial sac.

pneumopericardium (*nū-mo-per-e-kar'-de-um*). The presence of air in the pericardial sac. It is due to traumatism or to communication between the pericardium and the esophagus, stomach, or lungs, and is marked by tympany over the precordial region and peculiar metallic heart-sounds.

pneumoperitoneum (*nū-mo-per-it-on-e'-um*) [*pneumo-*; *peritoneum*]. The presence of gas in the peritoneal cavity.

pneumoperitonitis (*nū-mo-per-it-on-ī'-tis*) [*pneumo-*; *peritonitis*]. Peritonitis with the presence of gas in the peritoneal cavity.

pneumopexy (*nū'mo-peks-e*). See *pneumonopexy*.

pneumophthisis (*nū-moff'-this-is*) [*pneumo-*; φθίσις, wasting]. A destructive process in the lung.

pneumophyma (*nū-mo-fī'-mah*) [*pneumo-*; φύμα, growth; *pl.*, *pneumophymata*]. A tubercle of the lung.

pneumophymia (*nū-mo-fī'-me-ah*) [*pneumo-*; φύμα, growth]. Tuberculosis of the lung.

pneumopleuritis (*nū-mo-ploo-rī'-tis*) [*pneumo-*; *pleura*; ῑτις, inflammation]. Conjoined inflammation of the lungs and pleura.

pneumoprotein (*nū-mo-pro'-te-in*). A protein elaborated by pneumococci.

pneumoptysis (*nū-mop'-tis-is*). Same as *hemoptysis*.

pneumopyopericardium (*nū-mo-pi-o-per-e-kar'-de-um*) [*pneumo-*; πῦον, pus; *pericardium*]. The presence of air or gas and pus in the pericardial sac.

pneumopyothorax (*nū-mo-pi-o-tho'-raks*) [*pneumo-*; πῦον, pus; *thorax*]. The presence of air and pus in the pleural cavity.

pneumopyra (*nū-mo-pi'-rah*) [*pneumo-*; πῦρ, fire]. Malignant bronchitis.

pneumorrhachis. See *pneumatorrhachis*.

pneumorrhagia (*nū-mor-a'-je-ah*). See *hemoptysis*.

pneumosan (*nū'-mo-san*). Amyl-thio-trimethylamine chloride; used for intramuscular injection in pulmonary tuberculosis.

pneumoscrotum (*nū-mo-scro'-tum*) [*pneumo-*; *scrotum*]. Emphysema of the scrotum.

pneumosepticemia (*nū-mo-sep-tis-e'-me-ah*). A violent form of influenzal pneumonia.

pneumoserothorax (*nū'-mo-se-ro-tho'-raks*) [*pneumo-*; *serum*; θώραξ, chest]. The presence of air or gas and serum in the pleural cavity.

pneumotherapy (*nū-mo-ther'-ap-e*). 1. The treatment of diseases of the lung. 2. See *pneumatotherapy*.

pneumothermomassage (*nū-mo-ther-mo-mas-ahzy'*) [*pneumo-*; θέρμη, heat; *massage*]. The application to the body of currents of air of varying degrees of pressure and temperature.

pneumothorax (*nū-mo-tho'-raks*). The presence of air or gas in the pleural cavity. It is produced by perforating wounds of the chest, by the rupture of an abscess or tuberculous cavity of the lung, by the rupture of an emphysematous vesicle, or the evacuation of an empyema into the lung or through the chest-wall. It is marked by dyspnea, shock, pain, a tympanitic (sometimes a dull) percussion-note over the affected side, displacement of the heart, bell-tympany, and diminished respiratory murmur.

pneumotomy (*nū-mot'-o-me*) [*pneumo-*; τομή, a cutting]. Surgical incision of the lung. Synonym of *pneumonotomy*.

pneumotoxin (*nū-mo-toks'-in*) [*pneumo-*; τοξικόν, a poison]. A toxin produced by the pneumococcus, and believed to be the cause of many of the symptoms of lobar pneumonia. *Antipneumotoxin* is the antitoxin supposed to exist in the blood of persons convalescent from lobar pneumonia.

pneumotyphoid (*nū-mo-tī'-foid*). Synonym of *pneumotyphus*.

pneumotyphus (*nū-mo-tī'-fus*) [*pneumo-*; *typhus*]. 1. Typhoid fever beginning with pneumonia dependent upon the typhoid bacillus. 2. Pneumonia occurring in the course of typhoid fever

pneumouria (*nū-mo-ū'-re-ah*). See *pneumaturia*.

pneumoventriculography (*nū-mo-ven-trik-ū-log'-raf-e*) [*pneumo-; ventriculography*]. Same as ventriculography, *q. v.*

pneusimeter (*nū-sim'-et-er*) [πνεῦσις, a breathing; μέτρον, a measure]. An apparatus used as a spirometer to measure the vital capacity of the chest in respiration.

pneusis (*nū'-sis*) [πνεῖν, to breathe] Respiration. **p. pertussis.** Synonym of *whooping-cough*.

pnigma (*nig'-mah*) [πνίγειν, to choke]. Strangulation.

pnigophobia (*ni-go-fo'-be-ah*) [πνίγειν, to choke; φόβος, fear]. The fear of choking that sometimes accompanies angina pectoris.

pnigos, pnix, pnixis (*ni'-gos, niks, niks'-is*). Synonyms of *pnigma*.

pock (*pok*) [AS., *poc*, a pustule]. A pustule of an eruptive fever, especially of smallpox. **p.-marked,** marked with the cicatrices of the smallpox pustule.

pocked (*pokt*). Pitted; marked with pustules.

pocket (*pok'-et*). In anatomy, a blind sac, or sac-shaped cavity. A diverticulum communicating with a cavity.

pocketing (*pok'-et-ing*). A mode of treating the pedicle in the operation of ovariotomy. It is accomplished by bringing the extremity of the pedicle between the inner lips of the incision, at its lower angle, thus securing its attachment to the raw surface of the abdominal wall.

pocky (*pok'-e*). Having pocks or pustules; infected with variola or syphilis.

poculent (*pok'-ū-lent*) [*poculum*, a goblet]. Drinkable; potable.

poculum (*pok'-ū-lum*) [*potare*, to drink]. 1. A drinking cup. 2. A draught or potion. **p. Diogenis** (*di-oj'-en-is*), the palm of the hand when held so as to form a cup-like cavity.

podagra (*pod-ag'-rah*) [πούς, foot; ἄγρα, seizure]. Gout, especially of the great toe or the joints of the foot.

podagral (*pod'-ag-ral*) [*podagra*]. Pertaining to podagra; gouty.

podalgia (*pod-al'-je-ah*) [πούς, foot; ἄλγος, pain]. Pain in the foot.

podalic (*pod-al'-ik*) [πούς, foot]. Pertaining to the feet. **p. version,** the operation of changing the position of the fetus in the uterus so as to bring the feet to the outlet.

podarthral (*pod-ar'-thral*) [πούς, foot; ἄρθρον, a joint]. Pertaining to the podarthrum.

podarthritis (*pod-ar-thri'-tis*) [πούς, foot; ἄρθρον, joint; ῖτις, inflammation]. Inflammation of the joints of the feet.

podarthrocace (*pod-ar-throk'-as-e*) [πούς, foot; ἄρθρον, joint; κακός, evil]. Caries of the articulations of the feet.

podarthrum (*pod-ar'-thrum*) [πούς, foot; ἄρθρον, a joint; *pl.*, *podarthra*]. In biology, the foot-joint or metatarso-phalangeal articulation.

podedema (*pod-e-de'-mah*) [πούς, foot; *edema*]. Edema of the foot.

podelcoma (*pod-el-ko'-mah*). See *Madura foot*.

podencephalus (*pod-en-sef'-al-us*) [πούς, foot; ἐγκέφαλος, brain]. A variety of monster of the species exencephalus, in which there is a protrusion of the cranial contents from the top of the head.

podiater (*pod-i'-at-er*). Podiatrist.

podiatrist (*pod-i'-at-rist; pod-e-at'-rist*) [πούς, a foot; ἰατρός, physician]. A specialist in the treatment of diseases of the feet.

podiatry (*pod-i'-at-re*). Treatment of disorders of the feet; chiropody.

podobromidrosis (*pod-o-brom-id-ro'-sis*) [πούς, foot; βρῶμος, stench; ἱδρῶς, sweat]. Offensive sweating of the feet.

pododynamometer (*pod-o-di-nam-om'-et-ur*) [πούς, a foot; *dynamometer*]. An apparatus for testing the strength of the muscles of the feet or legs.

pododynia (*pod-o-din'-e-ah*) [πούς, foot; ὀδύνη, pain]. Pain in the foot, especially a neuralgic pain in the heel unattended by swelling or redness.

podogram (*pod'-o-gram*) [πούς, foot; γράμμα, a drawing]. An outline tracing or imprint of the sole of the foot.

podograph (*pod'-o-graf*) [πούς, foot; γράφειν, to write]. An apparatus for recording an outline of the sole of the foot.

podology (*pod-ol'-o-je*) [πούς, foot; λόγος, science]. Study of anatomy and physiology of the foot.

podometer. See *pedometer*.

podophyllin (*pod-o-fil'-in*). See *podophyllum*.

podophylloresin (*pod-o-fil-o-rez'-in*). See *podopodophyllum, resin of*.

podophyllotoxin (*pod-o-fil-o-toks'-in*). See under *podophyllum*.

podophyllum (*pod-o-fil'-um*) [πούς, foot; φύλλον, leaf] The dried rhizome of *P. peltatum*, the May-apple or mandrake, of the family *Berberidaceæ*. Its resin, commonly called *podophyllin*, contains *podophyllotoxin* ($C_{21}H_{22}O_8 + 2H_2O$), which upon treatment with ammonia yields podophyllic acid and picropodophyllin. It is used in medicine as a laxative in chronic constipation and as a cathartic in hepatic congestion and bilious fever. Dose of *podophyllotox n* ¼–½ gr. (0.016–0.03 Gm.). **p., fluidextract of** (*fluidextractum podophylli*, U. S. P.). Dose 2–20 min. (0.13–1.3 Cc). **p., pills of, belladonna, and capsicum** (*pilulæ podophylli, belladonnæ et capsici*, U. S. P.). Dose 1 pill. **p., resin of** (*resina podophylli*, U. S. P.). Dose ¼–½ gr. (0.008–0.03 Gm.). **p., tincture of** (*tinctura podophylli*, B. P.). Dose 15 min.–1 dr. (1–4 Cc.).

podotrochilitis (*pod-o-trok-il-i'-tis*) [πούς, foot; τροχίλια, pulley; ῖτις, inflammation]. Navicular disease; an inflammatory disease of the fore-foot in the horse. Naviculararthritis.

pœ-. For words commencing thus, see *pe-*.

Poehl's test (*pēl*) [Alexander Vasilyevich von *Poehl*, Russian chemist, 1850–]. *For products of bacillus choleræ:* the addition of concentrated sulphuric acid to a culture of cholera bacilli produces a rose color deepening into purple.

pogoniasis (*po-go-ni'-as-is*) [πώγων, beard]. Excessive growth of the beard; growth of beard in a woman.

pogonion (*po-go'-ne-on*) [πώγων, beard]. The most anterior point of the chin on the symphysis of the mandible.

pogonium (*po-go'-ne-um*) [πώγων, beard]. 1. A small beard. 2. Same as *pogonion*.

Pohl's test for globulus. Saturate the solution to one-half with ammonium sulphate, which precipitates the globulins. After several hours filter, and add to the filtrate a saturated solution of ammonium sulphate.

-poietic (*poi-et'-ik*) [ποίησις, a making]. A termination denoting making or producing, as in *hematopoietic*.

poikilionia (*poi-kil-i-o'-ne-ah*) [ποικίλος, varied *ion*]. Variation in the hydrogen ion concentration of the blood.

poikiloblast (*poi'-kil-o-blast*). A nucleated red corpuscle of irregular shape and size.

poikilocyte (*poi'-kil-o-sīt*) [ποικίλος, varied; κύτος, a cell]. A large red blood-corpuscle of irregular shape.

poikilocythemia (*poi-kil-o-si-the'-me-ah*) [ποικίλος, varied; κύτος, cell; αἷμα, blood]. The presence of poikilocytes in the blood.

poikilocytosis (*poi-kil-o-si-to'-sis*) [*poikilocyte*]. A condition of the blood characterized by the presence of poikilocytes; variation in the shape of the red blood corpuscles.

poikiloderma atrophicans vasculare (*poi-kil-o-der'-mah at-rof'-e-kans vas-kū-la'-re*) [ποικίλος, varied; δέρμα, skin]. A pigmented skin lesion, with petechiæ, telangiectasis, ulceration and atrophy; etiology is unknown.

poikilonymy (*poi-kil-on'-im-e*). See *pecilonymy*.

poikilothermal (*poi-kil-o-ther'-mal*). Synonym of *poikilothermic*.

poikilothermic (*poi-kil-o-ther'-mik*) [ποικίλος, varied; θέρμη, heat]. Varying in temperature according to the surroundings; cold-blooded.

poikilothermism (*poi-kil-o-ther'-mizm*). The condition of cold-blooded animals.

point [*punctum*, point, from *pungere*, to prick]. 1. The sharp end of an object, especially one used to pierce anything. 2. The limit at which anything occurs, as the melting-*point*, freezing-*point*. 3. A mark made by a sharp object; a minute spot or area; of an abscess, to come to the surface. **p., boiling,** the degree of temperature at which a liquid passes into the vaporous state with ebullition. **p., cardinal,** one of the six optical points that determine the direction of the rays entering or emerging from a series of refracting media. **p., craniometric.** See *craniometric point*. **p., critical,** *of gases*, a temperature at or above which a gas cannot be liquefied by pressure alone; *of liquids*, that temperature at which a liquid, regardless of the pressure to which it is subjected, assumes a gaseous form. **p., dew-,** the temperature at which the atmospheric moisture is deposited as dew. **p., disparate,** one of those points on the retina whence images are projected, not to the same, but to different points in space. **p. of election,** in surgery, that point at which a certain operation is done by preference. **p., far-,** the remotest point of distinct vision. **p., freezing,** the degree of temperature at which a liquid becomes solid. **p., hysteroepileptogenous, p., hysterogenous.** See *zone, hysterogenous*. **p.'s, lacrimal,** minute orifices of the lacrimal canals upon the eyelids near the inner canthus. **p., malar,** the most prominent point on the outer surface of the malar bone. **p., McBurney's.** See *McBurney's point*. **p., melting,** the degree of temperature at which fusible solids begin to melt. **p., motor.** See *motor*. **p., near-,** the nearest point at which the eyes can accommodate to see distinctly. **p., nodal,** the center of curvature of a spherical lens or refracting surface, through which rays of light pass joining conjugate points. **p., principal,** one of the two points in the optical axis of a lens that are so related that lines drawn from these points to the corresponding points in the object and its image are parallel. **p. of reflection,** the point from which a ray of light is reflected. **p. of refraction,** the point at which a ray of light is refracted. **p., spinous,** a sensitive point over a spinous process. **p., subnasal,** the middle point of the lower border of the nasal orifice. **p., supraclavicular,** the point, stimulation of which causes contraction of the arm muscles. **p.s., Valleix's.** See *Valleix's points*. **p., vital,** a spot in the oblongata corresponding to the seat of the respiratory center, puncture of which causes instant death.

pointillage (*pwan'-te-yahzj*) [Fr.]. Massage by means of the finger-tips.

pointing (*point'-ing*). The coming to a point. **p. of an abscess,** the process by which pus from the deeper structures reaches the surface.

points douloureux (*pwan(g)-doo-loo-roo*). See *Valleix's points*.

Poirier's line. (*pwar-e-a'*) [Paul *Poirier*, French surgeon, 1853–1907]. The nasolambdoid line used in craniocerebral topography. It begins at the nasofrontal groove, and extends outward around the base of the skull, passing 0.5 cm. above the external auditory meatus to a point 1 cm. above the lambdoid suture, or to a point 7 above the inion if the suture cannot be felt. This line passes over Broca's convolution, 4 to 6 cm. of the posterior limb of the Sylvian fissure, the lower border of the supramarginal gyrus, the base of the angular gyrus, and terminates at the occipital fissure.

Poiseuille's law (*pwah-zoo-e'*) [Jean Léonard Marie *Poiseuille*, French physiologist, 1799–1869]. The rapidity of the current in capillary tubes is proportional to the square of their diameter. **P.'s layer, or space** the "inert" layer of the blood-current of the capillaries, in which the leukocytes roll along slowly while the red corpuscles move more rapidly in the axial stream.

poison (*poi'-zn*) [Fr., from *potio*, a draught]. A substance that, being in solution in the blood or acting chemically on the blood, either destroys life or impairs seriously the functions of one or more of its organs. (See the table under this head.) **p., acrid.** See *p., irritant*. **p., acronacrotic,** one that is irritating to the part to which it is applied, but acts on the brain or myelon or both. **p.s., cellular,** cytolysins. **p., irritant,** one that causes irritation at the point of entrance or at the point of elimination. **p., muscle-.** 1. A substance that impairs or destroys the proper functions of muscles 2. A poisonous albumin developed during muscular activity. **p., narcotic,** one affecting the cerebral centers, producing stupor. **p., ordeal-,** any one of the vegetable poisons, such as physostigma, used by savages in the trial of accused persons to determine their guilt or innocence. TABLE OF POISONS (*the antidotes are in italics*): **acid, carbolic.** See *phenol* in this table. **acid, chromic.** See *chromium trioxide* in this table. **acid, hydrochloric** (*muriatic*), *symptoms*, pain throughout digestive tract, vomiting, feeble pulse, clammy skin, collapse, eschars externally, yellow stains on clothing, but none on skin; *treatment, alkalies;* demulcent drinks; oil; stimulants (intravenous injection). **acid, hydrocyanic** (*prussic*), *symptoms*, sudden unconsciousness, slow, labored respirations, slow pulse, staring eyes, purple face, general convulsions, then relaxation and collapse, odor of peach-kernels; death may be almost instantaneous; *treatment*, stomach-tube if possible; dilute ammonia; alternate cold and warm effusions; atropine and cardiac stimulants; artificial respiration. **acid, nitric,** *symptoms*, yellow stains on skin; otherwise similar to *acid, sulphuric; treatment, alkalies; soap;* demulcents; stimulants. **acid, oxalic,** *symptoms*, hot, acrid

taste, burning, vomiting, collapse, sometimes general paralysis, numbness, and stupor; *treatment, lime* or *chalk*. **acid, salicylic,** *symptoms*, mydriasis, quick and deep respiration, delirium, dyspnea, lessened arterial pressure, deafness, olive-green urine. **acid, sulphuric,** *symptoms*, black stains, pain throughout digestive tract, vomiting, often of tarry matter, feeble pulse, clammy skin, profuse and bloody salivation; *treatment, chalk; magnesia; soap;* demulcent drinks. **aconitum napellus** (*monkshood*), **aconite,** *symptoms*, sudden collapse, slow, feeble, and irregular pulse and respirations, tingling in the mouth and extremities, giddiness, great muscular weakness, sometimes pain in the abdomen, pupils generally dilated, but may be contracted, marked anesthesia of skin, mind clear, convulsions at times, *treatment, tannic acid* solution for washing out stomach; *digitalis*, atropine and stimulants; artificial respiration; warmth and friction; absolute quiet in recumbent position. **alcohol,** *symptoms*, confusion of thought, giddiness, tottering gait, slight cyanosis, narcosis from which patient can be aroused; full pulse; deep, stertorous breathing; injection of eyes, dilatation of pupils, low temperature; convulsions may occur; *treatment*, evacuate stomach; coffee; battery; amyl nitrite; hot and cold douches. **ammonium and its compounds,** *symptoms*, intense gastroenteritis, often with bloody vomiting and purging, lips and tongue swollen and covered with detached epithelium, violent dyspnea, characteristic odor; *treatment, vegetable acids*, demulcents **antimony and its compounds,** *symptoms*, metallic taste, violent vomiting, becoming bloody, feeble pulse, pain and burning in the stomach, violent serous purging, becoming bloody, cramps in extremities, thirst, great debility, sometimes prostration, collapse, unconsciousness, and convulsions without vomiting or purging, *treatment, tannic acid;* demulcent drinks; opium; alcohol; external heat **antipyrine** (*phenazon*), *symptoms*, headache, nausea, vomiting, a rash like that of measles, vertigo, drowsiness, deafness, confusion of ideas, cyanosis, collapse; *treatment*, recumbent position; warmth; strychnine; stimulants; oxygen; artificial respiration. **apomorphine,** *symptoms*, violent vomiting, paralysis of motor and sensory nerves, delirium, depression of respiration and of heart; *treatment*, cardiac and respiratory stimulants. **arsenic and its compounds,** *symptoms*, violent burning pain in the stomach, retching, thirst, purging of blood and mucus with flakes of epithelium, tenesmus, suppression of urine; sense of constriction in throat; pulse small and frequent; *treatment, hydrated iron sesquioxide; precipitated iron carbonate;* emetics; castor-oil; demulcents. **atropa belladonna** (*deadly nightshade*) (**atropine belladonna, homatropine**), *symptoms*, heat and dryness of the mouth and throat, pupils widely dilated, scarlet rash, noisy delirium, quick pulse, at first corded, later feeble; rapid respirations, early strong, late shallow and feeble; retention of urine; sometimes convulsions, collapse, and paralysis; *treatment*, evacuate stomach; *tannic acid;* stimulants; coffee; pilocarpine; artificial respiration; physostigmine may be of benefit; evacuation of bladder. **caffeine,** *symptoms*, burning pain in the throat, giddiness, faintness, nausea, numbness, abdominal pain, great thirst, dry tongue, tremor of extremities, diuresis, weak pulse, cold skin, collapse; *treatment*, emetics; stimulants; warmth; morphine and atropine. **calabar-bean.** See *physostigma venenosum* in this table. **camphor,** *symptoms*, characteristic odor, languor, giddiness, disturbance of vision, delirium, convulsions, clammy skin, smarting in the urinary organs, pulse quick and weak, no pain, no vomiting, no purging; *treatment*, evacuate stomach; stimulants; warmth; hot and cold douches, **cannabis indica** (*Indian hemp*), *symptoms*, pleasurable intoxication, sense of prolongation of time, anesthesia with loss of strength, especially in legs, pupils dilated, rapid pulse, heavy sleep; *treatment*, evacuate stomach; stimulants. **cantharis vesicatoria** (*Spanish fly*) (**cantharides**), *symptoms*, burning in mouth and stomach, vomiting and purging, soon becoming bloody, tenesmus, salivation, aching pains in back, strangury, priapism, unconsciousness only very late; convulsions at times; *treatment*, evacuate stomach; demulcent drinks; morphine; hot bath for the strangury; anesthetics may be necessary for the pain. **carbolic acid.** See *phenol* in this table **chloral hydrate,** *symptoms*, deep sleep, loss of muscular power, lividity, reflexes diminished, pulse weak, respirations slowed, pupils contracted during sleep, but dilated on waking, temperature low; *treatment*, evacuate stomach, heat to the extremities; massage; coffee by the rectum; strychnine, amyl nitrite; artificial respiration. **chloroform,** *symptoms*, excitement and intoxication followed by anesthesia and unconsciousness, later profound narcosis; pulse and respirations fail progressively or suddenly; *treatment*, draw tongue forward; artificial respiration, faradic current; hot and cold douches; amyl nitrite; ammonia injected into a vein, evacuation of the stomach if chloroform has been taken by mouth. **chromium trioxide,** *symptoms*, dark-yellow stains, abdominal pain, vomiting and purging, collapse, *treatment*, evacuate stomach; *chalk*, milk, or albumin; demulcent drinks **coal-gas,** *symptoms*, headache, giddiness, loss of muscular power, unconsciousness, pupils dilated, breathing labored, coma, odor of the gas; *treatment*, fresh air; artificial respiration, ammonia; stimulants; oxygen; coffee; hot and cold douches **cocaine,** *symptoms*, faintness, giddiness, nausea, pulse small, rapid, intermittent, dilated pupils, severe prostration, respiration slow and feeble, *treatment*, stimulants, amyl nitrite; artificial respiration. **colchicum autumnale** (*meadow-saffron*), *symptoms*, not unlike those of malignant cholera, griping pain in the stomach, vomiting and continuous purging of seromucous material, intense thirst, muscular cramps, great prostration, collapse, dilated pupils, pain in the extremities; *treatment*, evacuate stomach; *tannic* or *gallic acid;* demulcent drinks; stimulants; morphine. **conium maculatum** (*hemlock*), *symptoms*, weakness of the legs, gradual loss of all voluntary power, nausea, ptosis, dilatation of pupils, inability to speak or swallow; *treatment*, evacuate stomach; *tannic* or *gallic acid;* stimulants; warmth; artificial respiration; atropine **croton tiglium** (*croton oil*), *symptoms*, intense pain in abdomen, vomiting, purging, watery stools, pinched face, small and thready pulse, moist skin, collapse; *treatment*, evacuate stomach; demulcent drinks; camphor; stimulants; morphine; poultices to abdomen. **cyanogen and its compounds.** Similar to *acid, hydrocyanic*, which see in this table. **datura stramonium**

(*thorn-apple, Jamestown weed*), symptoms and treatment similar to those of *atropine*, which see under *atropa belladonna* in this table. **digitalis purpurea** (*Foxglove*), purging, with severe pain, violent vomiting, vertigo, feeble pulse, although heart's action is tumultuous, eyes prominent, pupils dilated, sclera blue, delirium and convulsions, *treatment*, evacuate stomach, *tannic* and *gallic acids;* stimulants, aconite, recumbent position **erythroxylon coca.** See *cocaine* in this table **fly, Spanish.** See *cantharis* in this table **gelsemium sempervirens** (*yellow jasmine*), *symptoms* appear in about twenty minutes, great muscular weakness, diplopia, ptosis, internal squint, widely dilated pupils, dimness of vision, labored respiration, weak pulse, *treatment*, evacuate stomach, atropine, stimulants, artificial respiration, hot and cold douches **hellebore, green and white.** See *veratrum* in this table **hemlock.** See *conium* in this table **iodine and its compounds,** *symptoms*, pain in throat and stomach, vomiting, purging, vomit yellow from iodine, or blue if starch is present in stomach, giddiness, faintness, convulsive movements, *treatment*, evacuate stomach, *starch*, amyl nitrite, morphine **iodoform,** *symptoms*, slight delirium, drowsiness, high temperature, rapid pulse, symptoms resemble meningitis **jaborandi** (*pilocarpine*), *symptoms*, copious sweating, dizziness, salivation, vomiting, diarrhea, tearing pain in eyeballs, myopia, pupils much contracted, *treatment*, evacuate stomach, stimulants, atropine **lead acetate,** *symptoms*, sweet metallic taste, vomiting of white matter, great thirst, pain in abdomen, abdominal muscles usually rigid, constipation or diarrhea with black stools, cramps in the legs, paralysis of the extremities, convulsions, in the chronic forms, a blue line at margin of the gums, *treatment*, evacuate stomach, *dilute sulphuric acid, Epsom* or *Glauber's salts*, milk, morphine, potassium iodide to eliminate the poison **lobelia inflata** (*Indian tobacco*), *symptoms*, severe vomiting, with intense depression and prostration, giddiness, tremors convulsions collapse, *treatment*, evacuate stomach, *tannic* or *gallic acid*, stimulants, strychnine, warmth, recumbent position **mercury bichloride,** *symptoms*, acrid metallic taste, burning heat in throat and stomach, vomiting diarrhea with bloody stools, lips and tongue white and shriveled, pulse small and frequent death in coma or convulsions, pain may be absent, secondary *symptoms*, hectic fever, coppery taste, fetid breath, gums swollen, salivation, *treatment*, albumin in some form raw white of egg or flour, evacuate stomach, opium, potassium iodide **morphine,** See *opium* in this table **nitric acid.** See *acid, nitric*, in this table **nitroglycerin,** *symptoms*, throbbing headache, pulsation over entire body, dicrotic pulse, flushed face, mental confusion, anxiety, sudden collapse, *treatment*, recumbent position, cold to head, ergot, atropine **nux vomica.** See *St Ignatius bean* in this table **opium (morphine, narceine, codeine, laudanum),** *symptoms*, preliminary mental excitement, acceleration of heart, soon weariness, sensation of weight in the limbs, sleepiness, diminished sensibility, pin-point pupils, pulse and respiration slow and strong; patient can be roused with difficulty, later this becomes impossible, reflexes abolished, respiration slow, irregular, and stertorous, pulse rapid and feeble, *treatment* 1 Evacuate stomach with mustard or stomach-tube 2 Arouse patient to maintain respiration by exercise, flagellation with wet towels, cold and hot douches alternately. 3 Stimulate by *atropine*, coffee, alcohol, if pulse fails, external heat; inhalations of oxygen, injection of dilute solution of *potassium permanganate* **oxalic acid.** See *acid, oxalic*, in this table **Paris-green.** See *arsenic* in this table. **phenol,** *symptoms*, immediate burning pain from mouth to stomach, giddiness, loss of consciousness, collapse, partial suppression of urine, which is smoky in color, characteristic odor, white, corrugated patches in mouth; *treatment*, stomach-pump, *magnesium sulphate* or *sodium sulphate*, atropine. **phosphorus,** *symptoms*, vomiting and pain, vomit may be luminous in the dark, characteristic odor, after several days deep jaundice, coffee-colored vomit, hepatic tenderness, albuminuria, marked fall in temperature, coma, failure of pulse and respiration, *treatment, sulphate of copper* as an emetic, then as an antidote in small doses with opium, purgation **physostigma venenosum** (*calabar-bean*), *symptoms*, giddiness, prostration, loss of power in the lower limbs, muscular twitching, contracted pupils, mind clear; *treatment*, evacuate stomach, *atropine*, strychnine, stimulants, artificial respiration **prussic acid.** See *acid, hydrocyanic*, in this table **santonin,** *symptoms*, disturbance of color-vision—objects first assume a bluish tinge, then yellow, tinnitus, dizziness, pain in the abdomen, failure of respiration, convulsions, stupor, *treatment*, evacuate stomach, stimulants, chloral **savin,** *symptoms*, pain, vomiting, bloody stools and tenesmus, disordered respirations, coma, convulsions, and collapse, *treatment*, evacuate stomach, castor-oil in large dose, morphine poultices to the abdomen **silver salts,** *symptoms*, pain, vomiting, and purging, vomit white and cheesy, rapidly turning black in the sunlight, vertigo, coma, convulsions, paralysis, and marked disturbance of respiration; *treatment, salt* and water, evacuate stomach, a large amount of milk **St. Ignatius bean, strychnos ignatii, strychnos nux-vomica (nux vomica, strychnine, brucine),** *symptoms*, tetanic convulsions in paroxysms at varying intervals of from five minutes to half an hour; opisthotonos during paroxysm, eyeballs prominent, pupils dilated, respiration impeded, pulse feeble and rapid, anxiety, *treatment*, evacuate stomach, *tannic acid* followed by an emetic, catheterize, keep patient quiet, bromides and chloral, amyl nitrite or chloroform to control convulsions, artificial respiration if indicated **tobacco (nicotine),** *symptoms*, nausea, vomiting, weakness, weak pulse, cold and clammy skin, collapse, pupils contracted, then dilated, *treatment*, evacuate stomach, *tannic acid*, strychnine; stimulants, warmth, recumbent position **veratrum album** (*white hellebore*), **veratrum viride** (*green hellebore*), *symptoms*, pain and burning in alimentary tract, vomiting and diarrhea, slow, weak pulse, labored respiration, pupils usually dilated; there may be convulsions; *treatment*, evacuate stomach, ether hypodermatically, opium, stimulants, coffee, warmth; recumbent position.

poison-ivy. Rhus toxicodendron.
poison-nut. Nux vomica
poison-oak. Rhus toxicodendron

poison-sumach. Rhus vernix.

poisonous (*poi'-zn-us*). Having the properties of a poison; venomous.

poitrinaire (*pwah-tre-nār'*) [Fr. *poitrine*, chest]. A patient with pulmonary tuberculosis or other chronic disease of the chest.

poker-back. Spondylosis rhizomelica.

poke-root. See *phytolacca*.

polar (*pō'-lar*) [*pole*]. Pertaining to or situated near a pole. **p. bodies, p. cells, p. globules,** two minute cells thrown off by the unfecundated ovum during maturation. **p. method,** a method of applying electricity, in which the pole the distinctive effect of which is wanted is placed over the part to be treated and the other pole over some indifferent part. **p. ray's,** the astral rays of the mitotic figure. **p. star,** a star of the diaster.

polarimeter (*pō-lar-im'-et-er*) [*polar*; *μέτρον*, a measure]. An instrument for determining the degree to which an optically active substance changes the plane of polarization to the right or to the left.

polarimetry (*pō-lar-im'-et-re*) [*polar*; *μέτρον*, measure]. The use of the polarimeter.

polariscope (*pō-lar'-is-kōp*) [*polar*; *σκοπεῖν*, to view]. An instrument for studying the polarization of light; a polarimeter.

polariscopic (*pō-lar-is-kop-ik*). Pertaining to the polariscope or polariscopy.

polaristrobometer (*pō-lar-is-tro-bom'-et-er*) [*polar*; *στρόβος*, a whirling round; *μέτρον*, measure]. A form of polarimeter or saccharimeter that furnishes a delicate means of fixing the plane of polarization as rotated by the sugar solution under examination.

polarity (*pō-lar'-it-e*). The state or quality of having poles or points of intensity with mutually opposite qualities. In electro-therapeutics, that condition of a nerve in which the part nearest the negative pole is in a state of increased, and that nearest the positive is in a state of decreased irritability.

polarization (*pō-lar-i-za'-shun*) [*polarize*]. 1. The act of polarizing or the state of being polarized. 2. A condition produced in a ray of light by absorption, reflection, or refraction, by means of which the vibrations are restricted and take place in one plane only (*plane polarization*) or in curves (*circular* or *elliptic polarization*). The plane of polarization is altered or rotated when the light is passed through a quartz-crystal or solutions of certain substances (*rotatory polarization*). 3. The deposit of gas-bubbles (hydrogen) on the electronegative plate of a galvanic battery, whereby the flow of the current is impeded, and, owing to the negative plate covered with hydrogen being more electropositive than the zinc plate, the difference in potential between the two plates is reduced.

polarize (*pō'-lar-īz*) [*polar*]. To endow with polarity; to place in a state of polarization.

polarizer (*pō'-lar-i-zer*). An object, such as a Nicol prism, by means of which light is polarized.

pole (*pōl*) [*πόλος*, a pole]. 1. Either extremity of the axis of the body, as of the fetus, the crystalline lens, etc. 2. One of two points at which opposite physical qualities, *e. g.*, electricity or magnetism, are concentrated; specifically, the electrode of a galvanic battery, which is positive (*positive pole*) when connected with the electronegative plate of the battery (carbon, copper, platinum), or negative (*negative pole*) when connected with the electropositive plate (zinc). **p., animal,** that pole of an egg at which the polar bodies are found. **p.-changer,** a switch or key for changing or reversing the direction of a current produced by an electric battery.

polemophthalmia (*pol-em-off-thal'-me-ah*) [*πόλεμος*, war; *ophthalmia*]. Military ophthalmia; the ophthalmia of soldiers.

poleozone (*pō'-le-o-zōn*). A bactericide said to be obtained from potassium chlorate by action of sulphuric acid.

police (*po-lēs'*) [*πόλις*, a city]. 1. Public order. 2. An organized civil force for maintaining order. **p. sanitary,** the body of officials in the employ of a city, state or nation, whose duty it is to look after the hygienic condition as it affects the public health.

policeman's disease. Synonym of *tarsalgia*.

policlinic (*pol-ik-lin'-ik*) [*πόλις*, city; *κλίνη*, couch]. A general city hospital. Cf. *polyclinic*.

polioencephalitis (*pol-e-en-sef-al-i'-tis*). See *polioencephalitis*.

polio- (*pol-e-o*) [*πολιός*, gray]. A prefix for gray.

polioencephalitis (*pol-e-o-en-sef-al-i'-tis*) [*πολιός*, gray; *ἐγκέφαλος*, brain; *ιτις*, inflammation]. Inflammation of the gray matter of the brain. **p. acuta,** an acute inflammation of the cerebral cortex, which, when in children, gives rise to infantile cerebral palsy. **p., anterior superior,** an inflammatory disease of the gray matter of the third ventricle, of the anterior portion of the fourth, and of that about the Sylvian aqueduct. It is characterized by ophthalmoplegia, chiefly external, and a peculiar somnolent state. **p., inferior,** bulbar paralysis

polioencephalomeningomyelitis (*pol-e-o-en-sef-al-o-men-ing-o-mi-el-i'-tis*) [*polio-*; *ἐγκέφαλος*, brain; *μηνίγξ*, membrane; *μύελον*, marrow; *ιτις*, inflammation]. Inflammation of the gray matter of the brain and spinal cord and of their meninges.

polioencephalomyelitis (*pol-e-o-en-sef-al-o-mi-el-i'-tis*) [*polio-*; *ἐγκέφαλος*, brain; *μύελον*, marrow; *ιτις*, inflammation]. Inflammation of the gray matter of the brain and spinal cord; Heine-Medin disease.

polioencephalopathy (*pol-e-o-en-sef-al-op'-ath-e*) [*polio-*; *ἐγκέφαλος*, brain; *πάθος*, disease]. Any disease of the gray matter of the brain.

poliomyelencephalitis (*pol-e-o-mi-el-en-sef-al-i'-tis*) [*polio-*; *μυελός*, marrow; *ἐγκέφαλος*, brain; *ιτις*, inflammation]. Poliomyelitis and polioencephalitis existing together.

poliomyeliticidal (*pol-e-o-mi-el-it-is-i'-dal*). Possessing the power of neutralizing or inactivating the virus of poliomyelitis.

poliomyelitis (*pol-e-o-mi-el-i'-tis*) [*polio-*; *myelitis*]. Inflammation of the gray matter of the spinal cord. **p., acute anterior,** infantile paralysis, an acute inflammation of the anterior horns of the gray matter of the spinal cord. It is most common in children, coming on during the period of the first dentition, and producing a paralysis of certain muscle-groups or of an entire limb. The onset is sudden, and the paralysis is usually most extensive in the beginning, a certain amount of improvement taking place subsequently. The affected muscles atrophy rapidly, the reflexes in them are lost, and reaction of degeneration develops. From contraction of antagonistic muscles deformities occur later in life. **p., chronic anterior.** Synonym of *progressive muscular atrophy*.

poliomyelopathy (*pol-e-o-mi-el-op'-ath-e*) [*polio-; μυελός*, marrow; *πάθος*, disease]. Disease of the gray matter of the spinal cord and medulla oblongata.

polioneuromere (*pol-e-o-nū'-ro-mēr*) [*polio-; νεῦρον*, nerve; *μέρος*, part]. A primitive segment from which the gray matter of the spinal cord is derived.

polioplasm (*pol'-e-o-plasm*) [*polio-; πλάσμα*, plasm]. Granular protoplasm.

poliosis (*pol-e-o'-sis*) [*πολιός*, gray]. A condition characterized by absence of pigment in the hair.

poliothrix (*pol'-e-o-thriks*) [*polio-; θρίξ*, hair]. Synonym of *canities*.

Polish plait (*po'-lish*). See *plica polonica*.

Politzer's bag (*pol'-its-er*) [Adam *Politzer*, Austrian otologist, 1835-1920]. A pear-shaped rubber bag used for inflating the middle ear. The tip is introduced into the nostril, and the bag compressed while the other nostril is closed and the patient performs the act of swallowing. The latter opens the Eustachian tube and allows the air to enter. **P.'s luminous cone**, a brightly illuminated area in the shape of an isosceles triangle which has its base near the lower circumference and its apex at the umbo of the membrana tympani. **P.'s method**, inflation of middle ear through the Eustachian tube. **P.'s test**, in cases of unilateral middle-ear disease, associated with obstruction of the Eustachian tube, the sound of a vibrating tuning fork (C_3) held before the nares during deglutition is perceived by the normal ear only; if the tube is patulous, the sound sensation is frequently stronger in the affected ear. In unilateral disease of the labyrinth the tuning-fork is heard in the normal ear whether or not deglutition occur.

politzeration (*pol-its-er-i-za'-shun*). The inflation of the middle ear by means of Politzer's bag.

poll (*pōl*). The head, especially the back portion, of an individual or of an animal. **p.-evil**, in farriery, an abscess behind the ears of a horse, producing a fistula.

pollakiuria (*pol-ak-i-ū'-re-ah*) [*πολλάκις*, often; *οὖρον*, urine]. Abnormally frequent micturition.

pollantin (*pol-an'-tin*) [*pollen; ἀντί*, against]. An antitoxin formerly used in hay-fever; an immune serum obtained from horses, and employed in fluid and powder form. Now discarded.

pollen (*pol'-en*) [*pollen*, fine dust]. The fecundating element produced in the anthers of flowering plants. **p. disease**, synonym of *hay fever*, *q. v.*

pollex (*pol'-eks*) [L. *gen. pollicis, pl., pollices*]. 1. The thumb. 2. The great toe. **p. pedis**, the great toe.

pollicar (*pol'-ik-ar*) [*pollex*]. Relating to the thumb.

pollinosis (*pol-in-o'-sis*). Same as *hay fever*, *q. v.*

Pollock's operation (*pol'-uk*) [*G. Pollock*]. *For amputation at the knee-joint:* a long anterior and a short posterior skin-flap, somewhat rectangular in outline, the patella being left.

pollution (*pol-ū'-shun*) [*polluere*, to defile]. 1. The act of defiling or rendering impure, as *pollution* of drinking-water. 2. The production of the sexual orgasm by means other than sexual intercourse. **p., nocturnal**, a nocturnal, involuntary, seminal discharge. **p., self**, masturbation.

polocyte (*po'-lo-sīt*). One of the polar bodies occurring in the maturation of the ovum.

polonica (*po-lon' ik-ah*). See *plica*.

polonium (*pol-o'-ne-um*) [*Poland*, home of the discoverers]. A radioactive element isolated by M. and Mme. Curie from pitch-blende.

poltophagy (*pol-tof'-a-je*) [*πολτός*, porridge; *φάγειν*, to eat]. Complete chewing of the food before swallowing it.

polus (*po'-lus*) [*polus*, a pole]. A pole. **p. frontalis**, the extreme anterior part of the cerebral hemispheres. **p. occipitalis**, the extreme posterior part of the cerebral hemispheres. **p. temporalis**, the most prominent part of the anterior end of the temporal lobes of the cerebrum.

poly- (*pol-e-*) [*πολύς*, many]. A prefix denoting many or much.

polyacid (*pol-e-as'-id*) [*poly-; acid*]. Applied to a base or basic radical capable of saturating several molecules of the acid radical.

polyacoustic (*pol-e-ak-oos'-tik*) [*poly-; acoustic*]. 1. Multiplying sound. 2. An instrument for intensifying sound.

polyadenia (*pol-e-ad-e'-ne-ah*) [*poly ; ἀδήν*, a gland]. Pseudoleukemia or Hodgkin's disease.

polyadenitis (*pol-e-ad-en-i'-tis*). Inflammation of many glands at once. **p., malignant**, bubonic plague.

polyadenoma (*pol-e-ad-en-o'-mah*) [*poly-; ἀδήν*, gland; *ὄμα*, tumor]. Multiple adenoma.

polyadenopathy (*pol-e-ad-en-op'-ath-e*) [*poly-; ἀδήν*, gland; *πάθος*, disease]. Any disease affecting many glands at once.

polyadenous (*pol-e-ad'-en-us*) [*poly-; ἀδήν*, gland]. Having or involving many glands.

polyæmia (*pol-e-e'-me-ah*). See *polyemia*.

polyæsthesia (*pol-e-es-the'-ze-ah*). See *polyesthesia*.

polyanemia (*pol-e-an-e'-me-ah*). Excessive anemia.

polyarteritis (*pol-e-ar-ter-i'-tis*) [*poly-; ἀρτήρια*, artery, *ιτις*, inflammation]. Inflammation of a number of arteries at the same time. **p. nodosa**, a polyarteritis in which nodules are formed on some of the smaller arterial branches.

polyarthric (*pol-e-ar'-thrik*) [*poly-; ἄρθρόν*, joint]. Pertaining to many joints.

polyarthritis (*pol-e-ar-thri'-tis*). Inflammation of many joints. **p. rheumatica acuta.** See *rheumatism, acute articular*. **p., vertebral**, inflammation of the intervertebral discs without caries of the bones of the vertebræ.

polyarticular (*pol-e-ar-tik'-ū-lar*) [*poly-; articulus*, joint]. Affecting many joints; the term multiarticular is preferable.

polyatomic (*pol-e-at-om'-ik*). 1. Containing several atoms. 2. Having several hydrogen atoms replaceable by bases.

polyaxon (*pol-e-aks'-on*). 1. In biology, having several axes of growth. 2. A neuron having more than two axons.

polyaxonic (*pol-e-aks-on'-ik*). Pertaining to a polyaxon.

polybasic (*pol-e-ba'-sik*) [*poly-; base*]. 1. Of acids, having several hydrogen atoms replaceable by bases. 2. Formed from a polybasic acid by the replacement of more than one hydrogen atom by a base.

polyblast (*pol'-e-blast*) [*poly-; βλαστός*, a germ]. A general term designating the various cells seen in newly developing connective tissue.

polycardia (*pol-e-kar'-de-ah*). See *tachycardia*.

polycellular (*pol-is-el'-ū-lar*) [*poly-; cellula*, a cell]. Having many cells.

polycentric (*pol-is-en'-trik*) [*poly-; κέντρον*, center]. Having many centers or nuclear points.

polyceptor (*pol-e-sep'-tor*) [*poly-*; *ceptor*]. A sensitizer or "amboceptor" possessing a number of complementophile groups.

polycholia (*pol-e-ko'-le-ah*) [*poly-*; χολή, bile] Excessive secretion of bile.

polychrest, polychrestus (*pol'-ik-rest, pol-ik-res'-tus*) [*poly-*; χρηστός, useful]. A medicine regarded as efficacious in many diseases. The word is chiefly used by homeopathic physicians.

polychrestic (*pol-ik-res'-tik*). Of the nature of a polychrest.

polychroism (*pol-ik-ro'-izm*) [*poly-*; χροιά, color]. A property possessed by certain crystals, of exhibiting two shades of color under polarized light, which vary as the polarizing instrument is rotated.

polychromasia (*pol-e-kro-ma'-ze-ah*). Same as *polychromatophilia*.

polychromatic (*pol-e-kro-mat'-ik*) [*poly-*; χρῶμα, color]. Many-colored.

polychromatophil, polychromatophile (*pol-e-kro-mat'-o-fil*) [*poly-*; χρῶμα, color; φιλεῖν, to love] 1 An erythrocyte which has lost its affinity for acid stain and which with mixtures of acid and basic dyes is stained atypically by either or both elements. 2 See *polychromatophilic*

polychromatophilia (*pol-e-kro-mat-o-fil'-e-ah*). The presence in the blood of polychromatophils.

polychromatophilic (*pol-e-kro-mat-o-fil'-ik*). Susceptible of staining with more than one dye.

polychromemia, polychromæmia (*pol-e-kro-me'-me-ah*) [*poly-*; χρῶμα, color; αἷμα, blood] The increase in coloring-matter in the blood as a sequel of polycythemia.

polychromia (*pol-e-kro'-me-ah*) [*poly-*; χρῶμα, color] Increased or abnormal pigmentation.

polychylia (*pol-ik-i'-le-ah*) [*poly-*; χυλός, chyle]. An excessive formation of chyle.

polychylic (*pol-e-ki'-lik*) [*poly-*; χυλός, chyle]. Relating to an excess of chyle

polyclinic (*pol-e-klin'-ik*). A hospital in which many diseases are treated.

polyclonia (*pol-e-klo'-ne-ah*) [*poly-*; κλόνος, commotion]. An affection said to be distinct from tic and cholera but marked by clonic spasms.

polycoria (*pol-e-ko'-re-ah*) [*poly-*; κόρη, pupil]. The existence of more than one pupil in the iris

polycrotic (*pol-e-krot'-ik*) [*poly-*; κρότος, pulse] Of the pulse, presenting several waves for each cardiac systole.

polycrotism (*pol-e-kro'-tizm*). Condition of being polycrotic.

polycyesia, polycyesis (*pol-is-i-e'-ze-ah, pol-is-i-e'-sis*) [*poly-*; κύησις, pregnancy]. 1. The occurrence of frequent pregnancy. 2 Multiple pregnancy.

polycystic (*pol-e-sis'-tik*) [*poly-*; κύστις, a sac]. Containing many cysts.

polycythemia, polycythæmia (*pol-e-si-the'-me-ah*) [*poly-*; κύτος, cell, αἷμα, blood]. A state of the blood characterized by an excess of corpuscles, generally red corpuscles. **polycythæmia cyanotica**, a form associated with chronic cyanosis, enlargement of the spleen, and constipation without any sign of disease of the heart, lungs, or kidneys and with no emphysema. **p. megalosplenica**, polycythemia cyanotica. **p. myelopathica**, Vaquez's disease. **p. rubra**, erythrocytosis.

polycytosis (*pol-e-si-to'-sis*) [*poly-*; κύτος, cell]. A condition in which the red and white blood corpuscles are increased in number, and the plasma is reduced in volume.

polydactylism (*pol-e-dak'-til-izm*) [*poly-*; δάκτυλος, a finger]. The existence of supernumerary fingers or toes.

polydipsia (*pol-e-dip'-se-ah*) [*poly-*; δίψα, thirst]. Excessive thirst.

polyembryony (*pol-e-em'-bre-o-ne*) [*poly-*; ἔμβρυον, an embryo]. In biology, the production of more than one embryo in a seed. Parthenogenesis occurs in most instances of polyembryony.

polyemia, polyæmia (*pol-e-e'-me-ah*) [*poly-*; αἷμα, blood] Abnormal increase of the total mass of the blood; plethora **polyæmia hyperalbuminosa**, an excess of albumin in the blood-plasma. **polyæmia polycythæmica**, an increase of the red corpuscles. **polyæmia serosa**, a condition in which the amount of blood-serum is increased.

polyergic (*pol-e-ur'-jik*) [*poly-*; ἔργον, work]. Capable of many different kinds of work.

polyesthesia, polyæsthesia (*pol-e-es-the'-ze-ah*) [*poly-*; αἴσθησις, sensation]. An abnormality of sensation in which a single touch is felt in two or more places at the same time.

polyformin (*pol-e-form'-in*). An antiseptic compound obtained by dissolving resorcinol in aqueous formaldehyde and adding an excess of ammonia; it is an insoluble, odorless powder used in the same manner as iodoform. **p., soluble**, $C_6H_4(OH_2)_2{-}(CH_2)_6N_4$, diresorcinol hexamethylentetramine, a combination of two molecules of resorcinol with one molecule of hexamethylentetramine (urotropin); white crystals, very soluble in water and alcohol, insoluble in ether, benzol, and oils. It is used internally as an antiferment; externally in skin diseases

Polygala (*pol-ig'-al-ah*) [*poly-*; γάλα, milk] A genus of herbaceous or shrubbery plants of some 260 species **P. senega**, of N. America, is therapeutically the most important. See *senega*

polygalactia (*pol-e-gal-ak'-te-ah*) [*poly-*; γάλα, milk] Excessive secretion or flow of milk.

polygalin (*pol-ig'-al-in*). See *senega*.

polyganglionic (*pol-e-gang-gle-on'-ik*) [*poly-*; *ganglion*] 1 Having several ganglia. 2. Affecting several lymphatic glands at once.

polygastria (*pol-ig-as'-tre-ah*) [*poly-*; γαστήρ, stomach]. Excessive production of gastric juice.

polygastric (*pol-e-gas'-trik*) [*poly-*; γάστηρ, belly, stomach]. 1. Having several bellies (as certain muscles) 2. Having more than one stomach

polyglandular (*pol-e-gland'-dū-lar*)[*poly-*; *gland*]. Pluriglandular.

polyglobulia (*pol-e-glob-ū'-le-ah*). An increase in the number of red blood corpuscles.

polyglobulism (*pol-e-glob'-ū-lizm*). Same as *polycythemia, q. v.*

polygnathus (*pol-ig'-na-thus*) [*poly-*; γνάθος, jaw]. A form of monster in which the parasite is attached to the jaws of the host.

polygonal (*pol-ig'-o-nal*) [*poly-*; γωνία, an angle]. Having many angles.

Polygonum (*pol-ig'-o-num*). A genus of polygonaceous plants. **P. hydropiperoides**, smart weed, water pepper, is a plant common in the United States. Its active principle is thought to be polygonic acid. It stimulates the action of the heart and increases arterial tension. It is diuretic, emmenagogue and aphrodisiac. Externally, it is a rubefacient and vesicant. It is valuable in amenorrhea and impotence. Dose of the ext. gr. j–v; of the fldext. ♏ x–ʒ j.

polygraph (*pol'-ig-raf*) [*poly-*; γράφειν, to record]. A cylindrical recording instrument for taking

simultaneous sphygmographic tracings It is made to rotate upon its axis by clockwork

polygroma (*pol-ig-ro'-mah*) [*poly-*, ὑγρός, moist, ὄμα, tumor] A large hygroma

polygyria (*pol-e-jir'-e-ah*) [*poly-*, γύρος, gyre] The existence of an excessive number of convolutions in the brain

polyhedral (*pol-e-he'-dral*) [*poly-*; ἕδρα, a seat, a base] Having many surfaces

polyhemia (*pol-e hem'-e-ah*) See *polyemia*

polyhidria (*pol-e-hi'-dre-ah*) See *polyidrosis*

polyhidrosis (*pol-e-hid-ro'-sis*) [*poly-*, ἱδρωσις, sweating] Excessive perspiration

polyhybrid (*pol-e-hi'-brid*) [*poly-*, *hybrid*] The offspring of parents differing in more than three characters

polyhydramnios (*pol e-hi-dram'-ne-os*) An excessive production of liquor amnii

polyhydruria (*pol-e-hi-droo'-re-ah*) [*poly-*, ὑδωρ, water, οὖρον, urine] Large increase in the fluid content of the urine

polyhygroma (*pol-e-hi-gro'-mah*) See *polygroma*

polyidrosis (*pol-e-id-ro'-sis*) Same as *polyhidrosis*

polyinfection (*pol-e-in-fek'-shun*) [*poly-*, *infection*] Infection resulting from the presence of more than one organism

polyleptic (*pol-e-lep'-tik*) [*poly-*, λαμβάνειν, to seize] Characterized by numerous remissions and exacerbations

polymastia (*pol-e-mas'-te-ah*) [*poly-*, μαστός, a breast] The presence of more than two breasts

polymastigate (*pol im-as' tig at*) [*poly-*, μάστιξ, a whip] In biology having several flagella

polymazia (*pol-im-a'-ze-ah*) Synonym of *polymastia*

polymelia (*pol-e-me'-le-ah*) [*poly-*, μέλος, a limb] A malformation consisting in the presence of more than the normal number of limbs

polymelus, polymelius (*pol-im'-el-us pol im-e' le-us*) [see *polymelia*] A monster having more than the normal number of limbs

polymenia (*pol e-me'-ne-ah*) [*poly* , μῆνες months] Menorrhagia

polymenorrhea (*pol-im-en-or-e'-ah*) [*poly-*, μην month, ῥοία a flow] Excessive menstrual flow

polymer (*pol'-im-ĕr*) [*poly-*, μερος, a part] A polymeric substance

polymeria (*pol-e-me'-re-ah*) [*poly-*; μέρος, part] 1 The presence of extra or supernumerary parts of the body 2 In chemistry, a chain of atoms

polymeric (*pol e mer' ik*) [see *polymerism*] 1 Exhibiting polymerism 2 Applied to muscles which are derived from two or more myotomes

polymerid (*pol im'-er-id*) [see *polymerism*] In chemistry, a compound having the property of polymerism Synonym of *polymer*

polymerism (*pol-im'-er izm*) [*poly-*, μέρος, a part] 1 The existence of more than a normal number of parts 2 A form of isomerism in which the molecular weights of the polymers are multiples of each other See *isomeric* and *polymerization*

polymerization (*pol-e-mer-i-za'-shun*) [see *polymerism*] The apparent fusion or union of two or more molecules of a compound, forming a more complex molecule, with a higher molecular weight and somewhat different physical and chemical properties

polymetameric (*pol-im et-am-ĕr'-ik*) Extending over or comprising two or more metameres

polymicrobic (*pol-im-i-kro'-bik*) [*poly-*, μικρός, small, βίος, life] Containing many kinds of microorganisms

polymicrotome (*pol-im-i'-kro-tōm*) [*poly-*, μικρός, small, τέμνειν, to cut] An instrument making many microscopic sections in a short time.

polymorph (*pol'-im-orf*) [*poly-*; μορφή, form] A polymorphonuclear leukocyte

polymorphic, polymorphous (*pol-e-mor'-fik, pol-e-mor'-fus*) [see *polymorphism*] Having or occurring in several forms, of a crystal crystallizing in several forms

polymorphism (*pol e-mor'-fizm*) [*poly-*, μορφή, form] The state of being polymorphous

polymorphocellular (*pol-im-or-fo-sel'-ū-lar*) [*poly-*; μορφή, form, *cellula*, cell] Having cells of many forms

polymorphocyte (*pol-e mor'-fo-sīt*) A narrow cell or myelocyte

polymorphonuclear (*pol-e-mor-fo-nū'-kle-ar*) Applied to multinuclear leukocytes which have nuclei exceedingly irregular in form, being twisted or knotted or presenting the appearance of being divided into distinct portions, though in reality a thin lamina of nuclear substance unites them

polymyoclonus (*pol e mi ok'-lo nus*) See *paramyoclonus*

polymyositis (*pol-e-mi o-si' tis*) Simultaneous inflammation of many muscles

polynesic (*pol e-ne'-sik*) [*poly-*, νησος, island] Occurring in several foci, *e g* , *polynesic* sclerosis

polyneural (*pol in-u'-ral*) [*poly-*, νεῦρον, nerve] Pertaining to, or supplied or innervated by several nerves

polyneuric (*pol-e-nū'-rik*) Polyneural

polyneuritis (*pol-e-nū-ri'-tis*) See *neuritis, multiple* **p. gallinarum,** beriberi

polynuclear (*pol-e-nū' kle ar*) See *multinuclear.*

polynuclearneutrophilic (*pol e-nū kle-ar-nū-tro-fil'-ik*) Relating to polynuclear leukocytes which are readily stainable with neutral dyes

polynucleate (*pol in u'-kle-āt*) Synonym of *multinuclear*

polynucleosis (*pol-e-nu-kle-o'-sis*) The condition of having many multinuclear cells in the blood or in a pathologic exudate, polymorphonuclear leukocytosis

polyodontia (*pol e o don' she ah*) [*poly* , ὀδούς, tooth] The presence of supernumerary teeth

polyonychia (*pol e-o-nik'-e-ah*) [*poly-*, ὄνυξ, nail] The presence of supernumerary nails, polonychia

polyopia, polyopsia (*pol-e-o'-pe ah, pol e op'-se ah*) [*poly* , ὄψις sight] A condition in which more than one image of an object is formed upon the retina **p. monophthalmica,** the phenomenon of multiple vision with a single eye

polyorchidism (*pol-e-or'kid-izm*) [*polyorchis*] The presence of more than two testicles in one person

polyorchis (*pol e-or'-kis*) [*poly* , ὄρχις, a testicle] One who has more than two testicles

polyorexia (*pol-e or eks'-e ah*) [*poly-*, ὄρεξις, appetite] Excessive hunger, or appetite, bulimia

polyorrhomeningitis (*pol-e-or-ro-men-in-ji'-tis*) Polyorrhomenitis

polyorrhomenitis (*pol-e-or-o-men i'-tis*) [*poly-*, ῥόος, serum, υμήν, membrane, ιτις, inflammation]. Concato s disease, a symptom-group defined by Concato as "a phthisis of serous membranes "

polyorrhomenosis (*pol-e-or-ro-men-o'-sis*). Polyorrhomenitis

polyotia (*pol-e-o'-she-ah*) [*poly-*, οὖς, ear] A condition in which there is more than one auricle on one or both sides of the head

polyp, polypus (*pol'-ip, pol'-e-pus*) [*poly-*, πούς, foot] A tumor having a pedicle, found espe-

cially on mucous membranes, as in the nose, bladder, rectum, uterus, etc. **p., blood-.** Synonym of *p., placental.* **polypus carnosus.** Synonym of *sarcoma.* **p., fibrinous,** a polypoid mass on the uterine wall, resulting from the deposition of fibrin from retained blood. The mass may be attached to portions of an ovum or to thrombi at the placental site. **p., fibrous,** a polyp composed chiefly of fibrous tissue. **p., mucous,** a soft polyp resulting either from a localized inflammatory hyperplasia of a mucous membrane or from the formation of a true myxoma. **p., placental,** a fibrinous polyp resulting from the deposit of fibrin upon a portion of retained placenta. **p., soft.** Syn. of *p., mucous.* **p., vascular,** a pedunculated angioma.

polypapilloma tropicum (*pol-e-pap-il-o'-mah*). Frambesia.

polyparesis (*pol-ip-ar'-es-is*) [*poly-*; πάρεσις, weakness]. General progressive paralysis of the insane, or paralytic dementia.

polypathia (*pol-ip-ath'-e-ah*) [*poly-*; πάθος, disease]. The presence of several diseases at one time, or the frequent recurrence of disease.

polypeptid (*pol-e-pep'-tid*). A complex compound of more than three amino-acids. See *peptid.*

polypeptidorrhachia (*pol-e-pep-tid-o-rak'-e-ah*) [*polypeptid*; ῥάχις, spine]. 1. The presence of polypeptids in the cerebrospinal fluid. 2. Toxic meningitis caused by the presence of polypeptids in the cerebrospinal fluid.

polyphagia (*pol-e-fa'-je-ah*) [*poly-*; φαγεῖν, to eat]. Bulimia.

polyphalangism (*pol-e-fal-an'-jism*) [*poly-*; *phalanx*]. An extra phalanx on a finger or toe.

polypharmacy (*pol-e-far'-mas-e*) [*poly-*; φάρμακον, a drug]. The prescription of many drugs at one time; the excessive use of drugs.

polyphobia (*pol-if-o'-be-ah*) [*poly-*; φόβος, fear]. Morbid fear of many things.

polyphrasia (*pol-e-fra'-ze-ah*) [*poly-*; φράσις, speech]. A morbid state characterized by excessive speaking; morbid loquacity; verbigeration.

polypiferous (*pol-ip-if'-er-us*) [*polypus*, polyp; *ferre*, to bear]. Bearing or originating polyps.

polyplasmia (*pol-e-plaz'-me-ah*) [*poly-*; πλάσμα, plasm]. Extreme fluidity of the blood.

polyplast (*pol'-e-plast*) [*poly-*; πλάστος, formed]. 1. Formed of many different structures. 2. Having undergone many modifications during the process of development.

polyplastic (*pol-e-plas'-tik*) [*poly-*; πλάσσειν, to mold]. 1. Of cells, having many substances in their composition. 2. Undergoing many modifications during development.

polypleurodiaphragmotomy (*pol-e-ploo-ro-di-af-ragmot'-o-me*) [*poly-*; πλευρα, rib; *diaphragm*; τόμη, a cutting]. Resection of several ribs and cutting through the diaphragm in order to gain access to the liver.

polypnea, polypnœa (*pol-ip-ne'-ah*) [*poly-*; πνοία, breathing]. Very rapid respiration; panting.

Polypodium (*pol-e-po'-de-um*) [*poly-*; πούς, foot]. A genus of ferns several species of which are asserted to have medical properties. The rhizome of *P. aureum,* of the West Indies, is used as a styptic; *P. calaguala,* the true calaguala, of Mexico and Peru, has a high reputation as a solvent and diaphoretic; the juice of the rhizome of *P. quercifolium,* of the East Indies, is used in inflammation of the eyes and in gonorrhea; the rhizome is used in malaria and as a tonic; *P. vulgare,* has been used as an expectorant in chronic catarrh and asthma.

polypoid (*pol'-e-poid*) [*polyp*; εἶδος, like]. Resembling a polyp.

Polyporus (*pol-ip'-o-rus*) [*poly-*; πόρος, pore]. A genus of fungi. **P. amanita,** a poisonous agaric, used for killing flies; is a marked excitant and narcotic and used topically in cancerous tumors and ulcers and internally in epilepsy, skin diseases, paralysis, and tuberculosis. It contains the alkaloids muscarine and amanitine. Syn., *Amanita muscaria; bug agaric; fly agaric.* **P. officinalis,** known as purging agaric; grows on the larch. It is used in night-sweats of tuberculosis. Dose of *fluid-extract* 1–15 min. (0.06–1.0 Cc.).

polyposis (*pol-ip-o'-sis*) [*poly-*; πόσις, draught]. 1. Excessive thirst; polydipsia. 2. [*polyp.*] Affected with polyps. **p. ventriculi,** a plicate, warty state of the gastric mucosa associated with hypertrophy and catarrh. Syn., *état mamelonné.*

polypotome (*pol-ip'-o-tōm*) [*poly-*; τομή, a cutting]. An instrument for the excision of polypi.

polypotrite (*pol-ip'-o-trīt*) [*polypus*; τρίβειν, to rub]. An instrument for crushing polypi.

polypous (*pol'-ip-us*). Of the nature of a polyp.

polypus (*pol'-e-pus*). See *polyp.*

polyrrhea, polyrrhœa (*pol-e-re'-ah*) [*poly-*; ῥοία, a flow]. An excessive secretion of fluid.

polysaccharid, polysaccharide (*pol-is-ak'-ar-id*). A carbohydrate which under the influence of dilute acids takes up more than 2 molecules of water and yields more than 3 sugar molecules. *E. g.* starches, gums. See *carbohydrate.*

polysarcia (*pol-e-sar'-se-ah*) [*poly-*; σάρξ, flesh]. Excessive corpulency; obesity.

polysarcous (*pol-e-sar'-kus*) [*polysarcia*]. Corpulent; exhibiting polysarcia.

polyscelia (*pol-e-skel'-e-ah*) [*poly-*; σκέλος, leg]. Excess in the number of legs.

polyscelus (*pol-is'-kel-us*) [see *polyscelia*]. A monster having supernumerary legs

polyscope (*pol'-is-kōp*) [*poly-*; σκοπεῖν, to observe]. An instrument provided with an electric light which is introduced into a cavity in order to illuminate its internal surfaces.

polyserositis (*pol-e-se-ro-si'-tis*). Progressive malignant inflammation of the serous membranes. See *Concato's disease.*

polysinuitis, polysinusitis (*pol-e-sin-ū-i'-tis, -sis'-nus-i'-tis*). Simultaneous inflammation of several sinuses.

polysolvol, polysolve (*pol-e-sol'-vol, pol'-e-solv*). A thick, clear liquid which has the property of dissolving large quantities of phenol, menthol, salycilic acid, etc. It is obtained by treating castor-oil successively with strong sulphuric acid and sodium chloride and neutralizing the sulphoricinic acid obtained with sodium hydroxide. Syn., *ammonium sulphoricinate; solvin sodium.* See *solvin.*

polysomia (*pol-e-so'-me-ah*) [*poly-*; σῶμα, body]. A monster having more than a single body or trunk.

polysomus (*pol-e-so'-mus*) [*poly-*; σῶμα, body]. A monster fetus having one head and several bodies.

polyspermia, polyspermism (*pol-e-sper'-me-ah, pol-e-sper'-mism*) [*poly-*; σπέρμα, seed]. The secretion and discharge of an excessive quantity of seminal fluid.

polyspermy (*pol-is-per'-me*) [*poly-*; σπέρμα, seed]. Impregnation of an ovum by more than one spermatozoon.

polystichia (*pol-e-stik'-e-ah*) [*poly-*; στίχος, row]. A condition in which the eyelashes are arranged in two or more rows.

polystomatous (*pol-is-to'-mat-us*) [*poly-*; *στόμα*, mouth]. Having many mouths or apertures.

polysuspensoid (*pol-e-sus-pen'-soid*). A colloid system in which there are many phases in different degrees of dispersion.

polysynovitis (*pol-e-si-no-vi'-tis*) [*poly-*; *synovitis*]. Simultaneous inflammation of several synovial membranes.

polysyphilide (*pol-e-sif'-il-īd*). The presence of many syphilitic lesions at the same time.

polythelia, polythelism (*pol-ith-e'-le-ah, pol'-ith-el-izm*) [*poly-*; *θηλή*, nipple]. The presence of supernumerary nipples.

polytrichia, polytrichosis (*pol-e-trik'-e-ah, pol-e-trik-o'-sis*) [*poly-*; *θρίξ*, hair]. Excessive development of hair.

Polytrichum (*pol-it'-rik-um*) [*πολύτριχος*, having much hair]. A genus of mosses; hair-moss. *P. juniperinum* is a species indigenous to the United States and Europe, and is a powerful diuretic. Dose of the *fluidextract* 20–60 min. (1.2–3.7 Cc.).

polytrophia, polytrophy (*pol-it-ro'-fe-ah, pol-it'-ro-fe*) [*poly-*; *τροφεία*, nourishment]. Abundant or excessive nutrition.

polyuria (*pol-e-ū'-re-ah*) [*poly-*; *οὖρον*, urine]. The passage of an excessive quantity of urine. **p spastica,** intermittent polyuria with hysterical symptoms accompanying convulsions.

polyuric (*pol-e-ū'-rik*) [*poly-*; *οὖρον*, urine]. 1. Pertaining to, or affected with polyuria. 2. One affected with polyuria.

polyvalent (*pol-iv'-al-ent*). Synonym of *multivalent*. **p. serum,** one obtained either by immunizing animals with different strains of the same bacterium, or a mixture of sera derived from different animals immunized with various strains.

pomade (*po-mād'*) [*pomum*, apple]. A perfumen ointment for applying to the scalp.

pomander (*po-man'-der*) [*pomum*, apple]. A ball composed of aromatics, formerly carried about the person to prevent infection; also, the globular case in which the same was kept.

pomatum (*po-ma'-tum*) [L.]. A pomade.

pomegranate (*pum-gran'-āt*). See *granatum*.

pommel joint (*pum'-el-joint*). Condyloid joint.

pompholyx, pompholix (*pom'-fo-liks*) [*πομφόλυξ*, a bubble]. 1. A rare disease characterized by bullous eruptions on the palms of the hands and between the fingers It occurs in depressed states of the nervous system, and is more common in women than in men. Syn., *chiropompholyx; dysidrosis*. 2. An old name for zinc oxide.

pomphus (*pom'-fus*). See *wheal*.

pomum (*po'-mum*) [L.]. Apple. **p. Adami,** Adam's apple, the prominence in the front of the neck caused by the projection of the thyroid cartilage.

Poncet's disease (*pon'-sa*) [Antonin *Poncet*, French surgeon, 1846–1913]. Tuberculous rheumatism. **P.'s operation.** 1. Perineal cystotomy. 2. Lengthening the tendo Achillis in talipes equinus.

Pond's extract. A fluidextract of *Hamamelis virginiana*.

ponderable (*pon'-der-ah-bl*) [*pondus*, weight]. Having weight.

ponderal index (*pon'-der-al*) [*pondus*, weight]. The relation of weight to height.

Ponfick's shadows. Achromacytes; colorless red corpuscles found in the blood in cases of hemoglobinemia.

Pongamia (*pon-ga'-me-ah*) [E. Ind. *pongam*]. A genus of East Indian trees. Kurung oil is the oil expressed from the seeds of *P. glabra*, native to India, China, and Australia. It is recommended in parasitic diseases of the skin, in pityriasis versicolor, herpes, rheumatism, and lepra.

ponogen (*pon'-o-jen*) [*πόνος*, work; *γεννᾶν*, to produce]. 1. Waste-matter of the nervous system; fatigue poison. 2. See *parhormone*.

ponogenic (*pon-o-jen'-ik*). Relating to *ponogen*. **p. toxins.** See under *toxin*.

ponograph (*pon'-o-graf*) [*πόνος*, pain; *γράφειν*, to write]. An apparatus for determining and registering sensitiveness to pain, or to fatigue.

ponopalmosis (*pon-o-pal-mo'-sis*) [*πόνος*, exertion; *πάλμος*, palpitation]. Condition in which slight exertion produces palpitation of the heart.

ponophobia (*pon-o-fo'-be-ah*) [*πόνος*, fatigue; *φόβος*, fear]. Morbid dread of work or fatigue; laziness.

ponos (*pon'-os*) [*πόνος*, pain]. A chronic febrile disease endemic on the Greek islands of Spezzia and Hydra. The disease bears some resemblance to pseudoleukemia and to tuberculosis.

pons [L., "a bridge"]. 1. A process or bridge of tissue connecting two parts of an organ. 2. The pons Varolii. **p. basilaris,** the basilar process of the occipital bone. **p. cerebelli.** Same as *p. Varolii*. **p. hepatis,** a port on of the liver substance sometimes extending from the quadrate lobe to the left lobe. **p. Sylvii,** the quadrigeminum. **p. Tarini,** the posterior perforated space. **p. Varolii,** a convex white eminence situated at the base of the brain, and serving to connect the various divisions with one another. It is placed in front of the medulla oblongata, behind the cerebrum, and beneath the cerebellum, and rests upon the sphenobasilar groove. In structure the pons consists chiefly of nerve-fibers, but contains also areas of gray matter—the *pontine nuclei*. The pons is connected with the medulla, with the cerebellum (by the middle peduncles), and with the cerebrum (by the crura cerebri). **p. zygomaticus,** the zygoma.

pontibrachium (*pon-tib-ra'-ke-um*) [*pons*, bridge; *brachium*, arm]. The middle peduncle of the cerebellum.

pontic (*pon'-tik*) [*pons*, bridge]. Same as *pontile*.

ponticinerea (*pon-ti-sin-e'-re-ah*). A collection of gray matter in the pons.

ponticulus (*pon-tik-ū-lus*) [dim. of *pons*., bridge]. A small, transverse ridge between the pyramids of the oblongata and the pons. Synonym, *propons*. **p. auriculæ,** a slight prominence on the eminentia conchæ for the attachment of the retrahens aurem muscle. **p. hepaticus, p. hepatis,** a bridge of tissue, containing a plexus of blood-vessels, and extending from the surface of the Spigelian to that of the right lobe of the liver. **p. promontorii,** a faint bony ridge on the inner wall of the tympanic cavity extending from the pyramid to the promontory and below the foramen ovale.

pontile, pontine (*pon'-til, pon'-tin*) [*pons*]. Pertaining to the pons Varolii. **p. hemiplegia,** a hemiplegia due to a lesion of the pons. When the lesion is situated low down in the pons, below the decussation of the fibers of the facial nerve, and above that of the pyramidal tracts, the hemiplegia is *alternate; i. e.*, the arm and leg on one side, and the face on the other, are

oscilloscope (*os-sĭl'-o-skōp*) [*oscillation*, *σκόπειν*, to see] A vacuum tube so constructed as to show whether a current is directional or oscillatory, and in the latter case roughly in which direction the greater quantity of current is flowing.

oscine (*os-ēn*) A derivative of hyoscine

oscitancy (*os'-sĭ-an-se*) [*oscitare*, to yawn] The disposition to yawn, drowsiness

oscitation (*os-sĭ-a'-shun*) The act of yawning

oscodal (*os -ko-dal*) Trade name of a preparation of cod liver oil in tablet form

osculation (*os-kū-la'-shun*) [*osculum*] 1 The union of vessels by their mouths 2 Kissing

osculum (*os'-ku-lum*) [L., "a little mouth"] A small aperture

-ose (*-ōs*) [*-osus*] A suffix denoting a member of the carbohydrate group

Osiander's sign of pregnancy (*o-ze-an'-der*) Vaginal pulsation, which may frequently be detected early in pregnancy

-osis (*-o-sis*) A suffix signifying condition of, or state caused by

Osler's disease (*ōz'-ler*) [Sir William *Osler*, English physician, 1849–1919] See *Polycythæmia cyanotica* **O.'s phenomenon**, the agglutination of the blood-platelets observed in blood immediately after its withdrawal from the body **O.'s sign**, **O.'s spots**, small painful erythematous swellings found in the skin and subcutaneous tissues of the hands and feet, and said to be indicative of subacute or chronic malignant endocarditis

osmate (*oz'-māt*) [*osmium*] A salt of osmic acid

osmatic (*oz-mat' ĭk*) [*ὀσμη* smell] Characterized by a keen sense of smell, having a highly developed rhinencephalon

osmazome (*oz'-maz-ōm*) [*ὀσμή*, smell, *ζωμός*, broth] A brownish-yellow substance developed by heat in muscular fibers

osmesis (*oz-me'-sis*) [*ὄσμησις*, a smelling] The act of smelling

osmesthesia (*oz-mes-the'-ze-ah*) [*ὀσμή*, smell, *αἴσθησις*, sensation] Olfactory sensibility

osmic (*oz'-mĭk*) [*osmium*] Pertaining to or containing osmium **o acid.** See *acid, osmic*

osmicate (*oz'-mĭk-āt*) To stain with osmic acid

osmics (*oz'-mĭks*) [*ὀσμη*, smell] The science of odors Pertaining to odors

osmidrosis (*oz-mĭd-ro'-sis*) [*ὀσμή*, smell, *ἱδρωσις* sweat] The secretion of a malodorous perspiration, bromidrosis

osmium (*oz'-me-um*) [*ὀσμή*, smell] A heavy metallic element belonging to the platinum group Symbol Os, specific gravity 22 48, atomic weight, 190 9, quantivalence II, IV, VI, VIII See *acid, osmic*

osmodysphoria (*oz-mo-dĭs-fo'-re-ah*) [*ὀσμη*, smell, *δυς*, difficult, *φέρειν*, to bear] Intolerance of certain odors

osmogen (*os'-mo jen*) [*ωσμός*, impulse, *γεννᾶν*, to produce] A substance from which a ferment or enzyme is developed

osmology (*oz-mol'-o-je*). 1 The science of odors and the sense of smell 2 That part of physical science treating of osmosis

osmometer (*oz-mom'-et-er*) [*ὀσμή*, smell; *μέτρον*, a measure] 1 An instrument for testing the sense of smell 2 [See *osmosis*] An apparatus for measuring osmosis

osmophobia (*oz-mo-fo'-be-ah*) [*ὀσμή*, smell; *φόβος*, fear]. A morbid dread of strong smells.

osmoregulatory (*oz-mo-reg'-ū-la-tor-e*). Affecting or regulating the extent and rate of osmosis.

osmos (*os'-mos*) Trade name of an artificial mineral water, similar to Hunyadi Janos

osmose (*os-mōs'*) 1 Same as *osmosis*. 2 To undergo osmosis

osmosis (*oz-mo'-sis*) [*ὠσμός*, impulsion]. The passage of liquids and substances in solution through a porous septum. See *endosmosis* and *exosmosis*

osmotherapy (*oz-mo-ther'-a-pe*) [*osmosis; therapy*] Treatment of disease by the administration of hypertonic solutions by intravenous injection

osmotic (*oz mot'-ĭk*) [*ωσμός*, impulse] Pertaining to osmosis **o. equivalent**, "that figure which indicates the weight of water which replaces by osmosis one part by weight of the substance subjected to the process" **o. pressure**, the pressure exerted by the particles of compounds when dissolved, directly expressed or shown by osmotic phenomena It is equal to that which would be exerted by an equal amount of the substance if it were converted into gas and occupied the same volume at the same temperature as the solution

osphrasia (*os fra'-ze-ah*) Synonym of *osphresis*

osphresiological (*os-fre-ze-o-loj'-ĭk al*). Pertaining to osphresiology, or to the sense of smell.

osphresiology (*os fre ze-ol'-o je*) [*ὄσφρησις*, smell, *λόγος*, science] The science of the sense of smell and its organs, also of odors and perfumes

osphresiometer (*os-fre ze-om'-et-ur*) [*ὄσφρησις*, smell, *μετρον*, measure] Osmometer, *q. v.*

osphresis (*os fre'-sis*) [*ὄσφρησις*, smell] The sense of smell, olfaction

osphretic (*os fret'-ĭk*) [*ὀσφρητικος*, capable of smelling] Same as olfactory

osphus (*os'-fus*) [*ὀσφύς*, loin] The loin

osphyalgia (*os-fe-al'-je-ah*) [*osphus*, *ἄλγος* pain] Any pain in the hip or loins, sciatica

osphyitis (*os-fi-ī'-tis*) [*ὀσφύς*, loin, *ιτις*, inflammation] Lumbar inflammation, coxitis

osphyomyelitis (*os-fi o-mi-el-ī'-tis*) [*ὀσφύς* loin, *myelitis*] Myelitis of the lumbar portion of the spinal cord

ossa (*os'-ah*) [L., pl of *os*, a bone] Bones See *os* **o. innominata**, the irregular bones forming the sides and anterior wall of the pelvis **o. lata**, the broad or flat bones forming the walls of cavities **o. longa**, the long bones *e. g.*, those of the limbs **o. suturarum**, **o. triquetra**, **o. wormiana.** See *Wormian bones*

ossagen (*os'-aj-en*) A proprietary remedy used in rickets, said to be the calcium salt of the fatty acids of red bone-marrow Dose 30–60 gr (2–4 Gm.) twice daily.

ossalin (*os'-al-in*) A hygroscopic ointment-base prepared from bone-marrow It occurs as a grayish fat with the odor of tallow Syn., *adeps ossium*

ossalinate (*os-al'-in-āt*) A proprietary substitute for cod-liver oil said to be the sodium compound of the acid of ox-marrow

ossature (*os'-at-ūr*) [*os*, a bone]. The arrangement of the bones of the body

ossein, osseine (*os'-e-in*) [*os*, a bone] The organic base of osseous tissue

osselet (*os'-el-et*) [dim of *os*, a bone] A small bone, also a hard nodule on the inner aspect of the horse's knee

osseoalbumoid (*os-e-o-al'-bū-moid*). A proteid substance resembling elastin, obtained from bone after hydration of the collagen

osseoaponeurotic (*os-e-o-ap-on-ū-rot'-ĭk*) [*os, aponeurosis*] Bounded by bone and the aponeurosis of a muscle

osseocartilaginous (*os-e-o-kar-tĭl-aj'-in-us*). Pertaining to or composed of both bone and cartilage.

porphyreus (*por-fi'-re-us*) [πορφύρα, purple]. In biology showing spots of purple upon a ground of another hue.

porphyrin (*por'-fir-in*) [see *prophyreus*]. 1. A white, amorphous substance, $C_{21}H_{28}N_4O_2$, from *Alstonia constricta*, Australian fever-bark. It is antipyretic. 2. Substances of variable composition found in hemoglobin and chlorophyll.

porphyrinuria (*por-fir-in-ū'-re-ah*). The discharge of porphyrin in the urine.

porphyrization (*por-fir-i-za'-shun*) [*porphyry*, a kind of rock]. Pulverization, so-called because generally performed on a tablet of porphyry.

porphyruria (*por-fir-ū'-re-ah*) [πορφύρα, purple; οὖρον, urine]. The discharge of urine colored with purpurin.

Porret's phenomenon. When a continuous current is passed through a living muscular fiber, the sarcous substance shows an undulating movement from the positive toward the negative pole.

porriginous (*por-ij'-in-us*). Relating to porrigo; scurfy.

porrigo (*por-ī'-go*) [L.]. An old term applied to several diseases of the scalp. **p. decalvans** alopecia areata. **p. favosa**, favus. **p. larvalis**, impetigo of the scalp conjoined with eczema,

Porro's operation, Porro-cesarean section (*por'-o*). [Edoardo *Porro*, Italian obstetrician, 1842–1902]. See under *operations*.

Porro-Muller's operation. *For otherwise impossible labor:* a modification of the Porro operation, in which the uterus is brought out of the abdomen before extracting the fetus.

Poro-Veit's operation (*por'-o-vīt'*). *For otherwise impossible labor:* a modification of the Porro operation· the strump is ligated and dropped.

porta (*por'-tah*) [L., "gate"]. The hilus of an organ through which the vessels enter. **p. hepatis, p. jecoris,** the transverse fissure of the liver through which the portal vein enters the organ. **p. labyrinthi,** the fenestra rotunda. **p. omenti,** the foramen of Winslow. **p. vestibuli,** a narrow orifice between the sinus venosus and the auricle in the embryonic heart.

portal (*por'-tal*) [*porta*]. Pertaining to the porta or hilum of an organ, especially to the porta hepatis or to the vein entering at the porta hepatis (*portal vein*) **p. circulation,** the passage of blood from the stomach, spleen, and intestine through the portal vein and the liver. **p. fissure.** See *fissure, transverse.* **p. vein,** the large vein entering the liver at the transverse fissure, and bringing to it the bload from the digestive tract and the spleen.

porte- or **port-** (*portare*, to carry). A carrier, or holder. **p.-acid,** an instrument for the local application of an acid. **p.-aiguille.** See *needle-holder.* **p.-caustique,** a holder for the stick of caustic. **p.-cordon,** an instrument for replacing a prolapsed funis. **p.-crayon.** See *p.-caustique.* **p.-fil.** Synonym of *p.-ligature.* **p.-fillet,** an instrument for applying a fillet to some part of the fetal body. **p.-ligature,** an instrument for applying a ligature to a deep part. **p.-mèche,** a probe for insertion of a drain. **p.-moxa.** See *moxa.* **p.-nœud,** an instrument for applying a ligature to the pedicle of a tumor. **p.-pierre.** Synonym of *p.-caustique.*

porter (*por'-ter*). See under *malt liquors.*

Porter's symptom. [William Henry *Porter*, Irish physician, 1790–1861]. Tracheal tugging. See *Oliver's symptom.*

portio (*por'-she-o*) [L.]. Portion. Also, an abbreviated expression for portio vaginalis uteri—the vaginal portion of the uterus. **p. alba cerebri,** the white substance of the brain. **p. aryvocalis,** a short muscle attached anteriorly to the vocal band and posteriorly to the vocal process of the arytenoid cartilage. **p. axillaris,** the second part of the subclavian artery. **p. corporis striati externa,** the lenticular nucleus. **p. corporis striati interna,** the caudate nucleus. **p. dura,** the facial nerve. **p. infravaginalis,** the vaginal portion of the neck of the uterus. **p. inter duram et mollem,** a small funiculus between the seventh and eighth cranial nerves. **p. intermedia Wrisbergii.** Synonym of *p. inter duram et mollem.* **p. mollis,** the auditory nerve. **p. muscularis,** the second division of the subclavian artery. **p. pectoralis,** the first division of the subclavian artery. **p. pylorica ventriculi,** the pyloric extremity of the stomach. **p. splenica ventriculi,** the cardiac extremity of the stomach. **p. thoracica,** the first part of the axillary artery. **p. ventriculi lienalis.** Synonym of *p. splenica ventriculi.*

portiplex, portiplexus (*por'-tip-leks, por-tip-leks'-us*) [*porta*, gate; *plexus*]. The plexus or vascular fringe that connects the two lateral choroid plexuses. It passes through the porta, or foramen of Monro, whence the name.

port-wine mark, p. stain. See *nevus* (2).

porus (*po'-rus*) [L.]. 1. A pore, foramen. 2. A callosity. **p. acusticus externus,** the opening of the external auditory canal. **p. acusticus internus,** the opening of the internal auditory canal into the cranial cavity. **p. opticus,** the opening in the center of the lamina cribrosa transmitting the central artery of the retina. **p. sudoriferus,** a sweat pore.

Posadas, protozoic disease of. See *dermatitis, blastomycetic.*

posiomania (*pos-e-o-ma'-ne-ah*) [πόσις, drinking; μανία, frenzy]. Dipsomania.

position (*po-zish'-un*) [*ponere*, to place]. Place; location; attitude; posture. **p., anatomical,** the person stands erect with the arms at the side and palms forward. **p., dorsal,** one in which the patient lies on the back. **p., Edebohls'.** See *Simon's position.* **p., English.** See *p. left lateral recumbent.* **p. of the fetus,** the relation of the presenting part of the fetus to the cardinal points of Capuron. For the *vertex*, the *face*, and the *breech* there are each four positions. a *right anterior*, a *right posterior*, a *left anterior*, and a *left posterior*. For each of the *shoulders* there is an *anterior* and a *posterior* position. In order to shorten and memorize these positions, the initials of the chief words are made use of, as follows: For vertex presentations the word occiput is abbreviated *O.*, and preceded by the letter *R.* or for right or left, and followed by *A.* or *P.*, according as the presenting part is anterior or posterior. We thus have the initials *L. O. A.*, left occipitoanterior, to indicate that the presenting occiput is upon the anterior left side. In the same way are derived the terms *L. O. P.*, *R. O. A.*, *R. O. P.* For facial presentations we have in the same way *L. F. A.* (left frontoanterior), *L. F. P.*, *R. F. A.*, *R. F. P.* For breech or sacral presentations, *L. S. A.*, *L. S. P.*, *R. S. A.*, *R. S. P.*, and for shoulder (*dorsal*) presentations, *L. D. A.*, *L. D. P.*, *R. D. A.*, *R. D. P.* **p., Fowler's.** See *Fowler's position.* **p., genucubital,** one in which the patient lies upon the knees and elbows, the head resting upon the hands. **p., high**

THE SEMIPRONE, OR SIMS' POSTURE. ANTERIOR VIEW.

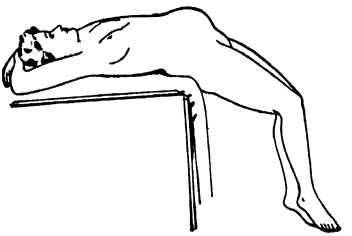

WALCHER'S POSITION.

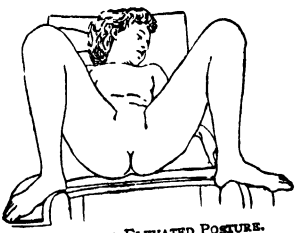

THE DORSAL ELEVATED POSTURE.

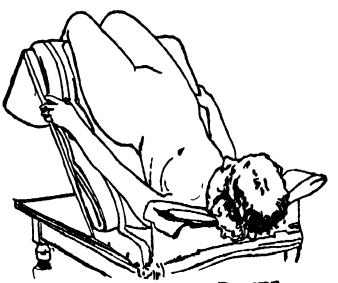

THE TRENDELENBURG POSTURE.



THE GENU-PECTORAL POSTURE.

THE DORSO-SACRAL POSTURE. LATERAL VIEW.

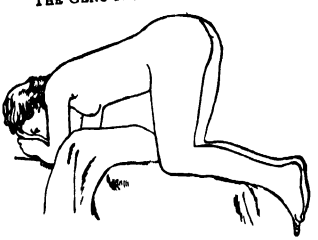

THE KNEE-ELBOW POSTURE.

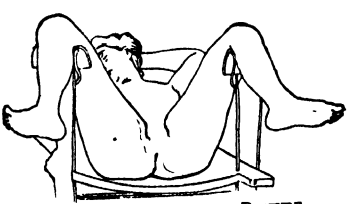

THE DORSAL RECUMBENT POSTURE.

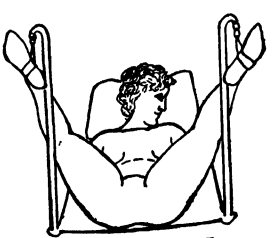

EDEBOHLS' POSTURE.

pelvic. See *Trendelenburg's position*. **p., knee-chest, p., genupectoral,** one in which the patient rests upon the knees and chest, the arms being crossed above the head. **p., knee-elbow, p., left lateral recumbent, p., English, p., obstetric,** one in which the patient lies on the left side with the right thigh and knee drawn up. **p., lithotomy, p., dorsosacral,** one in which the patient lies on the back with the legs flexed on the thighs and the thighs flexed on the abdomen and abducted. **p., Simon's.** See *Simon's position*. **p., semiprone,** one in which the patient lies on the left side with the right knee and thigh drawn up and the left arm placed along the back; the chest is inclined forward so that the patient rests upon it. Syn., *Sims' position*. **p., Trendelenburg's.** See *Trendelenburg's position*. **p., Walcher's.** See *Walcher's position*.

positive (*poz'-it-iv*) [*positivus*, from *ponere*, to place]. Real; existing; actual. In mathematics and physiology, denoting one of two quantities or conditions assumed as primary or fundamental; opposed to one assumed as negative; denoting a quantity greater than zero; to be added; additive. **p. electricity,** the kind of electricity developed by rubbing glass with silk. **p. electrode, p. pole,** the electrode or pole connected with the negative plate of a battery. **p. element, p. plate,** that plate of a battery which is acted upon by the fluid, *e. g.*, the zinc plate in the zinc-carbon battery.

positive phase. See *opsonic index*.

positor (*pos'-it-or*) [*ponere*, to place]. See *repositor*.

Posner's reaction for peptones and albumins. Alkalinize the urine, pour it into a test-tube, and overlay it very carefully with a very dilute, almost colorless solution of copper sulphate. In the presence of peptone a violet zone will form even in the cold; the same reaction is yielded by albumin upon warming.

posological posologic (*po-so-loj'-ik-al, po-so-loj'-ik*) [πόσος, how much; λόγος, science]. Pertaining to posology or quantitative dosage.

posology (*pos-ol'-oj-e*) [πόσος, how much; λόγος, science]. That branch of medical science dealing with the dosage of medicines.

posset (*pos'-et*) [*posca*, sour wine and water]. A preparation of milk curdled with wine.

possetting (*pos'-et-ing*) [*posset*]. The regurgitation of infants.

post- (*pōst*) [L.]. A prefix denoting after; behind.

postaccessual (*pōst-ak-ses'-ū-al*) [*post-; accessio*, a paroxysm]. Occurring after a paroxysm.

postacetabular (*post-as-et-ab'-ū-lar*) [*post-; acetabulum*]. Situated behind the acetabulum.

postanal (*pōst-a'-nal*) [*post-; anus*]. Situated behind the anus.

postanesthetic (*pōst-an-es-thet'-ik*). Occurring after anesthesia.

postapoplectic (*pōst-ap-o-plek'-tik*) [*post-; apoplexy*]. Coming on, or occurring, after a stroke of apoplexy. **p. coma,** the coma that often succeeds an apoplectic stroke.

postauditory (*pōst-aw'-dit-o-re*) [*post-; audire*, to hear]. Situated behind the auditory nerve, or chamber. **p. fossa,** a crescentic notch on the temporal bone separating the temporal ridge from the auditory plate.

postaxial (*pōst-aks'-e-al*) [*post-; axis*]. Situated behind the axis: in the arm, behind the ulnar aspect; in the leg, behind the fibular aspect.

postbrachial (*pōst-bra'-ke-al*) [*post-; brachium*, arm]. Situated posterior to the arm.

postbrachium (*pōst-bra'-ke-um*) [*post-; brachium*] The posterior brachium of the corpus quadrigeminum, seen on the lateral slope of the mesencephal. It is between the prebrachium and the lemniscus.

postcava (*pōst-kav'-ah*) [*post-; cavus*, hollow]. The inferior or ascending vena cava.

postcaval (*pōst-kav'-al*). Pertaining to the inferior or ascending vena cava.

postcentral (*pōst-sen'-tral*) [*post-; center*]. 1. Situated behind a center. 2. Situated behind the fissure of Rolando, or central fissure of the brain, as the *postcentral* convolution.

postcerebellar (*pōst-ser-e-bel'-ar*) [*post-; cerebellum*]. Situated behind, or in the posterior portion of the cerebellum.

postcerebral (*pōst-ser'-e-bral*) [*post-; cerebrum*]. Situated behind, or in the posterior part of the cerebrum.

postcibal (*pōst-si'-bal*) [*post-; cibum*, food]. Occurring after meals.

postcisterna (*pōst-sis-ter'-nah*) [*post-; cisterna*, a vessel]. That portion of the spaces separating the ental layer of the arachnoid from the pia of the cerebellum, and communicating with the true encephalic cavities through the metapore, and also with the spinal subarachnoid space; the cisterna magna.

postclavicular (*pōst-kla-vik'-ū-lar*) [*post-; clavicle*]. Situated behind the clavicle.

postcommissure (*pōst-kom'-ss-ūr*) [*post-; commissure*]. The posterior commissure of the brain.

postconnubial (*pōst-kon-nū'-be-al*) [*post-; connubium*, marriage]. Coming on, or occurring, after marriage.

postconvulsive (*pōst-kon-vul'-siv*) [*post-; convulsion*]. Coming on after a convulsion.

postcordial (*pōst-kor'-de-al*) [*post-; cor*, heart]. Situated behind the heart.

postcornu (*pōst-kor'-nū*) [*post-; cornu*, horn: *pl., postcornua*]. The occipital horn of the lateral ventricle of the brain.

postcornual (*pōst-kor'-nū-al*) [*post-; cornu*, horn]. Pertaining to the postcornua (of the ventricles of the brain or of the spinal cord).

postcribrum (*pōst-krib'-rum*) [*post-; cribrum*, sieve]. The posterior perforated space of the brain.

postcubital (*pōst-kū'-bit-al*) [*post-; cubitus*, the forearm] Situated on the posterior aspect of the forearm.

postdiastolic (*pōst-di-as-tol'-ik*) [*post-; diastole*]. Occurring after the diastole.

postdicrotic (*pōst-di-krot'-ik*) [*post; dicrotic*]. Coming after the dicrotic wave of the pulse. **p. wave,** a second recoil-wave in the sphygmographic tracing. It is not always present.

postdigestive (*pōst-di-jes'-tiv*). Occurring after digestion.

postdural (*pōst-dū' -al*) [*post; dura*]. Situated behind the dura mater. **p. artery,** the posterior meningeal artery.

postdiphtheritic (*pōst-dif-ther-it'-ik*) [*post-; diphtheric*]. Occurring after an attack of diphtheria, as *postdiphtheritic* paralysis.

postembryonic (*pōst-em-bri-on'-ik*) [*post-; embryo*]. Occurring after the embryonic stage.

postepileptic (*pōst-ep-i-lep'-tik*) [*post-; epilepsy*]. Occurring after an epileptic attack.

posterior (*pōs-te'-re-or*) [*posterus*, after; behind]. Placed behind or to the back of a part. **p. chamber,** the space between the iris and the lens.

postero- (*pōs-te-ro-*) [*posterior*]. A prefix meaning posterior.

posteroexternal (*pŏs-ter-o-eks-ter'-nal*) [*postero-; external*]. Occupying the outer side of a back part, as the *posteroexternal* column of the spinal cord.

posterointernal (*pŏs-ter-o-in-ter'-nal*) [*postero-; internal*]. Occupying the inner side of a back part, as the *posterointernal* column of the spinal cord.

posterolateral (*pŏs-te-ro-lat'-er-al*) [*postero-; lateral*]. Situated behind and at the side of a part.

posteromedian (*pŏs-te-ro-me'-de-an*). Located in the middle of a posterior aspect.

posteroparietal (*pŏs-te-ro-par-ī'-et-al*) [*postero-; parietal*]. Situated at or opposite the posterior part of the parietal bone; posterior and parietal.

posterosuperior (*pŏs-te-ro-sū-pe'-re-or*) [*postero-; superior*]. Situated behind and above a part.

posterotemporal (*pŏs-te-ro-tem'-por-al*) [*postero-; temporal*]. Situated at or opposite the posterior part of the temporal bone; posterior and temporal.

posterula (*pŏs-ter'-oo-lah*) [*posterus*, posterior]. That portion of the nasopharynx between the posterior nares and the salpingo-palatal fold; a small space at the posterior ends of the turbinated bones of the nose.

postesophageal, postœsophageal (*pŏst-e-sof-aj'-e-al*) [*post-; esophagus*]. Situated behind the esophagus.

postfebrile (*pŏst-feb'-rĭl*) [*post-; febris*, a fever]. Occurring after a fever.

postfovea (*pŏst-fo'-ve-ah*) [*post-; fovea*, pit]. The posterior fovea, a depression in the floor of the fourth ventricle of the brain.

postganglionic (*pŏst-gang-gle-on'-ik*) [*post-; ganglion*]. Situated behind a ganglion, or after a ganglion.

postgeminum (*pŏst-jem'-ĭn-um*) [*post-; geminus*, twin]. The posterior pair of bodies of the corpora quadrigemina.

postgeniculatum, postgeniculum (*pŏst-jen-ik-ū-la'-tum, -jen-ik'-ū-lum*) [*post-; genuculum*]. The internal geniculate body.

postglenoid (*pŏst-gle'-noid*) [*post-; glenoid*]. Situated behind the glenoid fossa of the temporal bone, as the *postglenoid* tubercle, also called simply *postglenoid*.

postgracile (*pŏst-gras'-il*). Situated behind the gracilis lobe of the cerebellum.

postgraduate (*pŏst-grad'-ū-āt*). 1. Belonging to or prosecuting a course of study after graduating. 2. A graduate.

postgrippal (*pŏst-grip'-al*) [*post; grip*]. Occurring after the grip, or influenza.

posthalgia (*pos-thal'-je-ah*) [πόσθη, penis; ἄλγος, pain]. Pain in the penis.

posthemiplegic (*pŏst-hem-i-ple'-jik*) [*post-; hemiplegia*]. Occurring after or following an attack of hemiplegia. **p. chorea**, choreiform movements in paralyzed limbs.

posthemorrhagic (*pŏst-hem-o-raj'-ik*). Occurring after a hemorrhage.

posthepatic (*pŏst-he-pat'-ik*) [*post-; ἧπαρ*, liver]. Situated behind the liver.

posthetomy (*pos-thet'-o-me*) [πόσθη, prepuce; τομή, a cutting]. Circumcision.

posthioplastic (*pos-the-o-plas'-tik*) [*posthioplasty*]. Pertaining to, or involving, plastic surgery of the prepuce.

posthioplasty (*pos'-the-o-plas-te*) [πόσθη, foreskin; πλάσσειν, to mold]. Plastic surgery of the prepuce.

posthippocampal (*pŏst-hip-o-kam'-pal*) [*post-; hippocampus*]. Pertaining to the calcar or hippocampus minor.

posthitis (*pos-thi'-tis*) [πόσθη, prepuce; ῖτις, inflammation]. Inflammation of the prepuce.

posthocalymma (*pos-tho-kal-ĭm'-ah*) [πόσθη, penis; κάλυμμα, veil]. Synonym of *condom*.

postholith (*pos'-tho-lith*) [πόσθη, prepuce; λίθος, a stone]. A preputial calculus.

posthoncus (*pos-thong'-kus*) [πόσθη, prepuce; ὄγκος, swelling]. A swelling or tumor of the prepuce.

posthumeral (*pŏst-hū'-mer-al*) [*post-; humerus*]. Situated behind the humerus.

posthumous (*pos'-tū-mus*) [*postumus*, latest, last]. Occurring after death. **p. child**, one born after the death of the father, or taken by cesarean operation from the body of its mother after her death.

posthyoid (*pŏst-hi'-oid*). Posterior to the hyoid bone.

posthypnotic (*pŏst-hip-not'-ik*) [*post-; ὕπνος*, sleep]. Succeeding the hypnotic state; acting after the hypnotic state has passed off, as *posthypnotic* suggestion.

posthypophysis (*pŏst-hi-poff'-is-is*) [*post-; hypophysis*]. The posterior and cerebral portion of the hypophysis or pituitary body.

posticus (*pos-tĭ'-kus*) [L.]. Posterior.

postinfluenzal (*pŏst-in-flu-en'-zal*). Occurring after influenza.

postinsula (*pŏst-ĭn'-sū-lah*) [*post-; insula*]. 1. The posterior part of the insula. 2. Behind the insula.

postischial (*pŏst-ĭs'-ke-al*). Dorsad of the ischium.

postmalarial (*pŏst-mal-a'-re-al*). Occurring as a sequel of malaria.

postmastoid (*pŏst-mas'-toid*) [*post-; mastoid*]. Situated behind the mastoid process of the temporal bone.

postmedian (*pŏst-me'-de-an*) [*post-; medius*, the middle]. Behind the middle transverse line of the body.

postmediastinal (*pŏst-me-de-as-tĭ'-nal*) [*post-; mediastinum*]. Pertaining to the postmediastinum.

postmediastinum (*pŏst-me-de-as-tĭ'-num*) [*post-; mediastinum*]. The posterior mediastinal space.

postmortal (*pŏst-mor'-tal*) [*postmortem*]. After death.

postmortem (*pŏst-mor'-tem*) [*post-; mors*, death]. 1. Occurring after death. 2. An examination of the body after death; an autopsy. **p. wart.** See *verruca necrogenica*.

postnares (*pŏst-na'-rēz*) [*post-; naris*, nostril]. The posterior nares.

postnarial (*pŏst-na'-re-al*) [*post-; naris*, a nostril]. Pertaining to the posterior nares.

postnasal (*pŏst-na'-zal*) [*post-; nasus*, nose]. Situated behind the nose. **p. catarrh**, catarrhal inflammation of the nasopharynx.

postnatal (*pŏst-na'-tal*) [*post-; natus*, born]. Subsequent to birth, as a *postnatal disease*.

postnecrotic (*pŏst-ne-krot'-ik*) [*post-; νέκρος*, dead]. 1. Occurring after death. 2. Occurring after the death of a tissue or a part.

postneuritic (*pŏst-nū-rit'-ik*). Occurring after neuritis.

postnodular (*pŏst-nod'-ū-lar*). Situated behind the vermiform process of the cerebellum.

postoblongata (*pŏst-ob-long-ga'-tah*) [*post-; oblongata*]. The caudal or metencephalic portion of the oblongata, forming the floor of the metacele.

postocular (*pŏst-ok'-u-lar*) [*post-; oculus*, the eye]. Behind the eye.

postolivary (*pŏst-ol'-ĭv-a-re*) [*post-; olivary*]. Behind the oliva.

postoperative (*pōst-op'-er-a-tiv*) [*post-; operatio*, operation]. Occurring after an operation, as postoperative insanity.

postoperculum (*pōst-o-per'-kū-lum*) [*post-; operculum*]. That one of the folds covering the insula which is formed of a part of the supertemporal gyrus; the temporal operculum.

postopticus (*pōst-op'-tik-us*) [*post-; ὤψ*, eye; *pl., postoptici*]. Either one of the posterior pair of optic lobes, or corpora quadrigemina.

postoral (*pōst-o'-ral*) [*post-; os, oris*, mouth]. Situated either behind or in the posterior part of the mouth.

postorbital (*pōst-or'-bit-al*) [*post, orbita*, orbit]. Situated behind or below the orbit.

postotic (*pōst-o'-tik*) [*post-; οὖς*, ear]. Behind the auditory vesicle.

postpalatal (*pōst-pal'-at-al*) [*post-; palatum*, the palate]. Situated behind the palate bones.

postpallium (*pōst-pal'e-um*). That portion of the cerebral cortex which is behind the fissure of Rolando.

postpaludal (*pōst-pal'-ū-dal*). Postmalarial.

postparalytic (*pōst-par-ah-lit'-ik*) [*post-; paralysis*]. Following an attack of paralysis.

postpartum (*pōst-par'-tum*) [*post-; partus*, birth]. Following childbirth, as *postpartum* hemorrhage.

postpeduncle (*pōst-pe'-dunk-l*) [*post-; pedunculus*, peduncle]. The inferior cerebellar peduncle.

postperforatus (*pōst-per-for-a'-tus*) [*post-; perforare*, to perforate]. The posterior perforated space.

postpharyngeal (*pōst-far-in'-je-al*) [*post-; pharynx*] Situated behind the pharynx.

postpituitary (*pōst-pit-ū'-it-a-re*) [*post-; pituitary*]. Situated behind the pituitary body.

postpleuritic (*pōst-ploo-rit'-ik*). Following pleurisy.

postpneumonic (*pōst-nū-mon'-ik*). Following pneumonia

postpone (*pōst-pōn'*) [*post-; ponere*, to place]. Of a paroxysm, to occur after the regular time.

postponent (*pōst-po'-nent*) [see *postpone*]. Delayed in recurrence.

postpontile (*pōst-pon'-til*) [*post-; pons*]. Situated behind the pons Varolii. **p. recess**, the foramen cæcum.

postpubescent (*pōst-pū-bes'-ent*). Occurring subsequent to puberty.

postpycnotic (*pōst-pik-not'-ik*). Occurring subsequent to pycnosis, *q. v.*

postpyramidal (*pōst-pir-am'-id-al*) [*post-; pyramid*]. Situated behind the pyramidal tract. **p. nucleus**, the nucleus funiculi gracilis

postramus (*pōst-ra'-mus*) [*post-; ramus*, branch]. The caudal or horizontal branch of the stem of the arbor of the cerebellum.

postrhinal (*pōst-ri'-nal*) [*post-; ῥίς*, nose]. Posterior and rhinal. **p. fissure**, the basirhinal fissure.

postrolandic (*pōst-ro-lan'-dik*]. Situated behind the fissure of Rolando.

postsacral (*pōst-sa'-kral*) [*post-; sacrum*]. Situated behind or below the sacrum.

postscalenus (*pōst-ska-le'-nus*) [*post-; scalenus*]. The scalenus posticus muscle.

postscapula (*pōst-skap'-ū-lah*) [*post-; scapula*]. The part of the scapula below or posterior to the spine.

postscapular (*pōst-skap'-ū-lar*). Pertaining to the postscapula.

postscapularis (*pōst-skap-ū-la'-ris*) [*post-; scapula*]. Synonym of the infraspinatus muscle.

postscarlatinal (*pōst-skar-lat-e'-nal*). Occurring after scarlatina.

postsphenoid (*pōst-sfe'-noid*) [*post-; sphenoid*]. Situated behind the sphenoid bone; also, forming its posterior portion.

postsplenic (*pōst-splen'-ik*). Situated behind the spleen.

postsylvian (*pōst-sil'-ve-an*). Situated behind the Sylvian fissure of the brain.

postsyphilitic (*pōst-sif-il-it'-ik*). Following syphilis.

postsystolic (*pōst-sis-tol'-ik*) [*post-; systole*]. Occurring after the systole of the heart.

posttarsal (*pōst-tar'-sal*). Located behind the tarsus.

posttibial (*pōst-tib'-e-al*) [*post-; tibia*]. Situated upon the posterior aspect of the tibia.

posttyphoid (*pōst-ti'-foid*). Following typhoid.

postulate (*pos'-tū-lāt*) [*postulare*, to demand]. A well-known law; a basis of argument too obvious to require proof. **p.s, Koch's.** See *Koch.*

postum (*pōst'-um*). A cereal substitute for coffee.

postural (*pos'-tūr-al*) [*ponere*, to place]. Pertaining to posture or position; performed by means of a special posture, as *postural* treatment.

posture (*pos'-tūr*). See *position*. **p. sense**, the capability of recognizing (without seeing) the position in which a limb has been placed.

postuterine (*pōst-ū'-ter-in*) [*post-; uterus*]. Situated behind the uterus.

postvaccinal (*pōst-vaks'-sin-nal*). Following vaccination.

postvermis (*pōst-ver'-mis*) [*post-; vermis*]. The inferior vermiform process of the cerebellum.

potable (*po'-ta-bl*) [*potare*, to drink]. Drinkable; fit to drink.

Potain's apparatus (*po-tan'*) [Pierre Carl Edouard *Potain*, French physician, 1825–1901]. An aspirator. **P.'s solution.** *For use with the hemoglobinometer:* a mixture of a solution of gum acacia, sp. gr. 1020, 1 volume; equal parts of sodium sulphate and sodium chloride in solution of sp. gr. 1020, 3 volumes. **P.'s syndrome,** dyspepsia and dilatation of the right ventricle with accentuation of the pulmonary sound, observed during the digestive process in cases of gastrectasis.

potamophobia (*pot-am-of-o'-be-ah*) [*ποταμός*, river; *φόβος*, fear]. The morbid fear of sheets of water.

potash (*pot'-ash*). 1. Potassium hydroxide; caustic potash. 2. Potassium carbonate.

potassa (*po-tas'-ah*). Potash. See *potassium hydroxide.*

potassacol (*po-tas'-sa-kol*). The potassium salt of guaiacol-sulphonic acid.

potassic (*po-tas'-ik*) [*potassa*]. Containing potassium.

potassii (*po-tas'-e-i*). Genitive of potassium.

potassiocupric (*po-tas-e-o-kū'-prik*). Containing potassium and copper.

potassiomercuric (*po-tas-e-o-mer-kū'-rik*). Combined with potassium and mercury.

potassium (*po-tas'-e-um*) [*potassa*, potash]. A silver-white, soft, very ductile metal, belonging to the alkali group, and having a sp. gr. of 0.865; quantivalence I; atomic weight 39.10; symbol K (from the Latin *kalium*). It forms compounds with nearly all nonmetals. **p. acetate** (*potassii acetas*, U. S. P., B. P.), $KC_2H_3O_2$, used in rheumatism, as a diuretic in dropsy, and in cutaneous diseases. Dose 20 gr.–1 dr. (1.3–4.0 Gm.). **p. arsenate,** K_2HAsO_4, extremely poisonous crystals, soluble in water; used as an antiperiodic and alterative Dose $\frac{1}{10}$–$\frac{1}{10}$ gr. (0.003–0.006

Gm.). **p. arsenite, solution of** (*liquor potassii arsenitis*, U. S. P.), Fowler's solution. Dose 3 min. (0.2 Cc.). **p. bicarbonate** (*potassii bicarbonas*, U. S. P., B. P.), $KHCO_3$, used as an antacid. It is also highly recommended in influenza and to abort colds. Dose 20 gr.–1 dr. (1.3–4.0 Gm.). **p. binoxalate**, salt of sorrel, a constituent of wood-sorrel. **p. bisulphate**, $KHSO_4$, has been used as a laxative and refrigerant. Dose 1–2 dr. (4–8 Gm.). **p. bitartrate** (*potassii bitartras*, U. S. P., B. P.), cream of tartar, $KHC_4H_4O_6$, used as a cathartic, as a diuretic in dropsy, and for making refrigerant drinks in febrile affections. It is an ingredient of *pulvis jalapæ compositus* (U. S. P.). Dose 1 dr.–½ oz. (4–16 Cc.). **p. bromide.** See *bromidum, potassii*, under *bromine*. **p. camphorate**, $K_2C_{10}H_{14}O_4$, white, antiseptic crystals, soluble in water, used in night-sweats of tuberculosis, gonorrhea, etc. Dose 10–30 gr. (0.65–2.0 Gm.). **p. carbolate**, C_6H_5OK, white, antiseptic crystals, soluble in water; used in diarrhea and dysentery. Dose 1–5 gr. (0.065–0.32 Gm.). **p. carbonate** (*potassii carbonas*, U. S. P., B. P.), used as an antacid in dyspepsia and as an antilithic. **p. chlorate** (*potassii chloras*, U. S. P., B. P.), $KClO_3$, used locally and internally in various forms of stomatitis, in mercurial ptyalism, and in pharyngitis. Dose 10–20 gr. (0.65–1.3 Gm.). In overdoses it is an irritant poison. From it are prepared *trochisci potassii chloratis* (U. S. P.). **p. citrate** (*potassii citras*, U. S. P., B. P.), $K_3C_6H_5O_7 + H_2O$, used as a diaphoretic in fevers, in bronchitis, and in rheumatism, the uric-acid diathesis, etc. Dose 20–30 gr. (1.3–2.0 Gm.). **p. citrate, effervescent** (*potassii citras effervescens*, U. S. P.), is used like the preceding. Dose 1–2 dr. (4.8 Cc.). **p. citrate, solution of** (*liquor potassii citratis*, U. S. P.), an aqueous liquid containing 8 % of anhydrous potassium citrate with small amounts of citric and carbonic acids. *Neutral mixture* is prepared by substituting lemon-juice for the citric acid. Dose ½–1 oz. (16–30 Cc.). **p., cobaltinitrate**, has been employed in asthma, nephritis, and valvular heart disease. Dose ⅛–½ gr. (0.016–0.032 Gm.). **p. cyanide** (*potassii cyanidum*, U. S. P., B. P.), KCN, is similar in properties to hydrocyanic acid. It is also used locally in neuralgia. Dose ⅛ gr. (0.008 Gm.). **p. dichromate, p. bichromate** (*potassii dichromas*, U. S. P., B. P.), $K_2Cr_2O_7$, used as a caustic, and for the preparation of battery-fluids and of preserving-fluids for tissues; it was formerly employed as an alterative. **p. diiodoresorcinmonosulphate.** See *picrol*. **p. dithiocarbonate**, K_2COS_2, an orange-red, crystalline powder, used externally in skin diseases: eczema, 5 to 10 % ointment; psoriasis, 20 % ointment. **p. ferricyanide**, $K_6Fe_2(CN)_{12}$, is used in the arts and as a reagent. **p. ferrocyanide** (*potassii ferrocyanidum*, U. S. P., B. P.), $K_4Fe(CN)_6 + 3H_2O$, yellow prussiate of potash, has been used in the night-sweats of tuberculosis. Dose 10–15 gr. (0.65–1.0 Gm.). It is extensively employed in the arts, as a reagent, and in pharmacy to prepare diluted hydrocyanic acid. **p. fluoresceinate**, $K_2C_{20}H_{10}O_5$, the potassium salt of fluorescein; a yellowish-red powder, soluble in water. It is used to detect corneal ulcerations. **p.- guaiacol sulphonate**, a fine white powder, soluble in water, containing 60 % of guaiacol. Dose 5–15 gr. (0.32–0.97 Gm.). **p. hydroxide** (*potassii hydroxidum*, U. S. P., B. P.), KOH, caustic potash. This is a white solid, usually occurring in the form of pencils, and having powerful escharotic properties. **p. hypochlorite**, KOCl, a substance which in solution forms Javelle water. **p. hypophosphite** (*potassii hypophosphis*, U. S. P.), KH_2PO_2. Dose 10–30 gr. (0.65–2.0 Gm.). See *hypophosphite*. **p. iodate**, is used in stomatitis and pharyngitis as a substitute for potassium chlorate. Dose 4–8 gr. (0.26–0.52 Gm.). **p. iodide** (*potassii iodidum*, U. S. P., B. P.), KI, is used as an alterative in syphilis; in chronic poisoning by lead or mercury; as an absorbent of inflammatory exudates; in chronic rheumatism, etc. Dose 2–10 gr. (0.13–0.65 Gm.); in syphilis several drams may be administered daily. From it are prepared *unguentum iodi* and *unguentum potassii iodidi* (U. S. P.). **p. nitrate** (*potassii nitras*, U. S. P., B. P.), KNO_3, saltpeter, is used as a refrigerant diuretic and diaphoretic; in asthma the inhalation of fumes produced by burning niter-paper (paper dipped in a solution of the nitrate and dried) is useful. Dose 10–20 gr. (0.65–1.3 Gm.). From it is prepared *argenti nitras mitigatus* (U. S. P.). **p. nitrite**, KNO_2, white, amorphous sticks, soluble in water; used in asthma, epilepsy, etc. Dose ½–2 gr. (0.016–0.13 Gm.) several times daily. **p. nitroprusside**, $K_2F_2.NO.(CN)_5 + 2H_2O$, garnet-red crystals, soluble in water or alcohol, used as a test for albumin in urine. **p. perchlorate**, $KClO_4$, white crystals, slightly soluble in water, antipyretic, antiperiodic, sedative, and diuretic Dose 5–15 gr. (0.32–1.0 Gm.). Syn., *hyperchlorate of potassium*. **p. permanganate** (*potassii permanganas*, U. S. P., B. P.), $KMnO_4$, is a salt of permanganic acid, which is derived from the manganese heptoxide, Mn_2O_7. It is used as an antiseptic and deodorant, in amenorrhea, and as an antidote to opium-poisoning and poisoning by snake-bites. Dose as an emmenagogue 1–2 gr. (0.065–0.13 Gm.). It is also employed as a reagent. *Condy's fluid* is an aqueous solution of potassium permanganate 2 parts in 100. **p. phosphate**, K_2HPO_4, has been used as an alterative in scrofula and pulmonary tuberculosis. Dose 10–30 gr. (0.65–2.0 Gm.) **p. salicylate**, $KC_7H_5O_3$, a white powder, soluble in water or alcohol; antipyretic, analgesic, antirheumatic. Dose 6–15 gr. (0.4–1.0 Gm.). **p. silicate**, K_2SiO_3 (approximately), soluble glass, is used as is plaster-of-Paris for making fixed dressings for fractures. **p. and sodium tartrate** (*potassii et sodii tartras*, U. S. P., B P.), $KNaC_4H_4O_6 + 4H_2O$, Rochelle salt, is used as a saline cathartic; it is an ingredient of seidlitz powder. Dose ½–1 oz. (16–32 Cc.). **p. sozoiodolate**, $KHC_6H_2I_2OSO_3$, a white crystalline powder containing 58.8 % of iodine, 20 % of phenol, and 7 % of sulphur; soluble in hot water, melts at 120° C. It is bactericidal and is used externally in 3 % ointment. **p. sulphate** (*potassii sulphas*, U. S. P., B. P.), K_2SO_4, is used as a laxative and purgative. Dose ½–4 dr. (2–16 Gm.). **p. sulphite**, $K_2SO_3 + 2H_2O$, is antiseptic and laxative and used in acid fermentation of the stomach. Dose 15–60 gr. (1–4 Gm.). **p. sulphobenzoate**, $KC_7H_5SO_5 + 5H_2O$, soluble in water or alcohol; used as a wash, 4 to 5 % solution, in skin diseases. **p. sulphocarbolate**, $KC_6H_5SO_4 + H_2O$, white crystals, soluble in water or alcohol. It is antiparasitic, germicidal, and antiseptic. **p. sulphocarbonate**, K_2CS_3, yellow crystals, soluble in water, used in baths in skin diseases. **p. sulphocyanate**

KCNS, colorless needles, soluble in water or alcohol; it is a constituent of saliva; sedative, antispasmodic, and anodyne. Dose ¼–3 gr. (0.05–0.2 Gm.); maximum dose 4½ gr. (0.3 Gm.), single; 24 gr. (1.5 Gm.) daily. **p. sulphophenate.** See *p. sulphocarbolate.* **p. tartrate** (*potassii tartras*, B. P.), $K_2C_4H_4O_6.H_2O$, is used as a mild purgative in febrile affections. Dose 1 dr.–1 oz. (4–32 Cc.). **p. valerate,** $KC_5H_9O_2$, used as a stimulant in low fevers, hysteria, etc. Dose 2–5 gr. (0.13–0.32 Gm.) several times daily.

potato culture. A culture of microorganisms on potato. **p. oil,** crude amyl alcohol. **p. treatment** (of diabetes), a daily diet of 1–2½ pounds of potatoes and the exclusion of bread.

potency (*po'-ten-se*) [see *potential*]. 1. Power; efficacy. 2. In homeopathy, the degree of dilution of a drug **p., high,** in homeopathy, a drug above the 30th dilution.

potentia (*po-ten'-she-ah*) [L.]. Power, potency, ability, faculty. **p. coeundi,** capacity for copulation. **p. generandi,** procreance.

potential (*po-ten'-shal*) [*potens*, able]. 1. Capable of acting or doing work, as *potential* energy. 2. In electricity, a state of tension or of potential energy capable of doing work. If two bodies of different potential are brought together, a current is established between them that is capable of doing work.

potentialization (*po-tent-shal-i-za'-shun*). In homeopathy, the rendering of drugs potent by attenuation, dynamization, etc.

potentiation. See *potentialization.*

potentize (*po'-tent-īz*) [*posse*, to be able]. To render potent; in homeopathy, applied to drugs.

potentor (*po-tent'-or*) [*potentia*, power]. A device for the mechanical treatment of male impotence due to lack of penile erectility.

potio (*po'-she-o*) [L.]. A potion. **p. Rivièrii,** see *Rivière's potion.*

potion (*po'-shun*) [*potio*]. A drink or draught.

potocytosis (*po-to-si-to'-sis*) [*potio*; κύτος, cell]. The ability of cells to drink solutions.

potomania (*po-to-ma'-ne-ah*) [*potio*; μανία, madness]. Delirium tremens.

Pott's aneurysm [Percival *Pott*, English surgeon, 1714–1788]. Aneurysmal varix. **P.'s boss,** the projecting spinous process noticeable on palpation in Pott's disease or vertebral caries. **P.'s caries,** Pott's disease. **P.'s curvature, P.'s gibbus,** the deformity of Pott's disease. **P.'s disease,** caries of the vertebræ, generally of tuberculous origin. The symptoms are stiffness of the spinal column, pain on motion, tenderness on pressure, undue prominence of one or more of the spines; in certain cases spasmodic pain in the abdomen; formation of abscess; occasionally, in late stages, paralysis. **P.'s fracture,** fracture of the fibula about three inches above the ankle-joint, usually with a splitting-off of the tip of the inner malleolus, and at times rupture of the internal lateral ligament, with outward displacement of the foot. **P.'s gangrene,** senile gangrene. **P.'s paraplegia,** paraplegia caused by spinal caries. **P.'s puffy tumor,** circumscribed superficial swelling of the scalp connected with osteomyelitis of the skull.

potters' asthma. A form of pneumonokoniosis prevalent among potters. **p. bronchitis.** See *bronchitis.* **p. clay.** See *argilla.* **p. consumption,** a form of pneumonokoniosis prevalent among potters. **p. lung,** a chronic inflammation of the lungs common among potters, and due to the inhalation of dust.

potus (*po'-tus*) [*potus*, a drink]. A drink; a solution or mixture intended to be used at discretion. **p. imperialis,** imperial drink, *q. v.*

pouch [Fr., *poche*, a pocket]. A sac or pocket. **p., Broca's.** See *Broca's pouch.* **p., pressure,** a bulge in the wall of the esophagus due to weakness. **p. of Douglas, p., rectouterine.** See *Douglas' culdesac.* **p., laryngeal,** a blind pouch of mucosa opening into the ventral part of the ventricle of the larynx.

Poulet's disease (*poo-la'*) [Alfred *Poulet*, French physician, 1848–1888]. Rheumatoid osteoperiostitis.

poultice (*pōl'-tis*) [*puls*, porridge]. A soft, semiliquid mass made of some cohesive substance mixed with water, and used for application to the skin, for the purpose of supplying heat and moisture or acting as a local stimulant.

poultogen (*pōl'-to-jen*). A poultice said to contain oil of wintergreen, boric acid, salicylic acid, iodine (in organic combination), and pine oils in a base of calcined siliceous earth.

pound (*pownd*). A unit of measure of weight. The *troy pound* contains 12 oz., or 5760 grains; the *avoirdupois pound* contains 16 oz., or 7000 grains. Symbol lb. See *weights and measures.* **p., foot-,** the force necessary to raise one pound through the height of one foot.

poundal (*pown'-dal*). A unit of force; that force which applied to a pound of matter for one second generates in it a velocity of one foot per second. **p., foot.** See *poundal.*

Poupart's ligament (*poo-part'*) [François *Poupart*, French anatomist, 1661–1709]. The ligament extending from the anterior superior spine of the ilium to the spine of the pubis and the pectineal line. It is the lower portion of the aponeurosis of the external oblique muscle. **P.'s line,** a vertical line from the center of the clavicle to Poupart's ligament.

powder [Fr., *poudre*, from *pulvis*, powder]. 1. A collection of fine particles. 2. In pharmacy, a collection of fine particles of one or more substances capable of passing through a sieve having meshes of a certain fineness; also a single dose of such a substance. **p., aromatic.** See *pulvis aromaticus.* **p., Dover's** (*pulvis ipecacuanhæ et opii*, U. S. P.). See *opium, powder of ipecac and.* **p., Dupuytren's.** See *Dupuytren's powder.* **p., gray,** hydrargyrum cum creta. **p., Gregory's.** See *Gregory's powder.* **p., James'.** See *antimony, powder of.* **p., Portland,** a gout remedy consisting of equal parts of the tops and leaves of *Teucrium chamædrys*, and *Erythræa centaurium*, the leaves of *Ajuga chamæpitys*, and the roots of *Gentiana lutea*, and *Aristolochia rotunda.* Dose 1 dr. (3.8 Gm.) daily before breakfast for 6 months; 40 gr. (1.2 Gm.) for 3 months; ½ dr. (1.9 Gm.) for 6 months, and finally ½ dr. (1.9 Gm.) every other day for a year. **p., Seidlitz-.** See *pulvis effervescens compositus.* **p., Tully's.** See *Tully's powder.*

pox [*pocks*, pl. of *pock*, a vesicle or pustule]. 1. A term applied to any disease possessing a vesicular or pustular eruption. 2. Vulgarly, syphilis. **p., chicken-.** See *varicella.* **p., cow-.** See *cowpox.* **p., great,** syphilis. **p., horse-,** equina. **p., small-.** See *variola.*

Pozzi's syndrome (*pod'-se*) [Samuel J. *Pozzi*, French gynecologist, 1846–1918]. Backache and leucorrhea without enlargement of the uterus; found in some cases of endometritis.

P.p. Abbreviation for *punctum proximum*, Latin for near point.

P.P. factor. Goldberger's term for the pellagra-preventive substance in vitamin B.

Ppt. Abbreviation for *precipitate*.

Pr. 1. Abbreviation for *presbyopia*. 2. Symbol for the chemical element *praseodymium*.

P.r. Abbr. for *punctum remotum*, L. for far point.

practice (*prak'-tis*) [*practicare*, to practice]. The routine application of the principles of medicine to the diagnosis and treatment of disease.

practician (*prak-tish'-an*). See *practitioner*.

practise (*prak'-tis*) [see *practice*]. To perform the duties of a physician.

practitioner (*prak-tish'-on-er*) [see *practice*]. One who practises medicine.

præ- (*pre-*) [L.]. See *pre-*.

præcava (*pre'-ka-vah*). See *precava*.

præcordia (*pre-kor'-de-ah*). See *precordia*.

præcornu (*pre-kor'-nū*). See *precornu*.

præcribrum (*pre-krib'-rum*) [*præ, before; cribrum*, a sieve]. The anterior perforated space.

præcuneus (*pre-kū-ne'-us*). See *precuneus*.

prægeniculatum (*pre-jen-ik-ū-la'-tum*). See *pregenisculatum*.

præmaxilla (*pre-maks-il'-ah*). See *premaxilla*.

præmedulla (*pre-me-dul'-ah*). *Medulla oblongata*.

præperforatus (*pre-per-for-a'-tus*). *Preperforatus*.

præputium (*pre-pū'-she-um*). See *prepuce*.

prævermis (*pre-ver'-mis*). The upper or fore part of the vermis of the cerebellum.

prævia (*pre'-ve-ah*) [fem. of *prævius*, from *præ*, before; *via*, a way]. Coming before; standing before. **p., placenta.** See *placenta prævia*.

pragmatagnosia (*prag-mat-ag-no'-ze-ah*) [πρᾶγμα, an object; ἀγνωσία, want of recognition]. Inability to recognize an object. **p., visual**, a term suggested for object-blindness.

pragmatamnesia (*prag-mat-am-ne'-ze-ah*) [πρᾶγμα, an object; ἀμνήσια, forgetfulness]. Inability to remember the appearance of an object. **p., visual**, a term suggested for that mental condition in which there is inability to call up the visual image of an object.

Prague method (*prāg*, or *prahg*) [*Prague*, the capital of Bohemia]. A method of delivery of the aftercoming head. The child's ankles are grasped above the internal malleoli with the right hand. The index finger of the left hand is flexed over one clavicle, and the remaining fingers of the same hand over the other clavicle. Traction directly down is now made with both hands until the perineum is well distended. The right hand then loosens its hold upon the ankles and again grasps higher up the legs, the child's feet being in contact with the back of the right hand. By a circular movement the feet are now raised toward the mother's abdomen, the obstetrician using the left hand, as originally placed, as a fulcrum around which the head moves. **P. pelvis**, spondylolisthetic pelvis.

prairie-itch. A name applied to various forms of skin diseases associated with pruritus, occurring in men engaged in work on prairies, among lumbermen, and others, and either due to scabies or pruritus hiemalis.

Prana apparatus (*prah'-nah*). An apparatus for producing pencils of carbon dioxide snow.

praseodymium (*pras-e-o-dim'-e-um*). A metallic element, one of the constituents of didymium.

prasoid (*pra'-soid*). 1. A solution of globularin and globularetin; used in acute gout and rheumatism. Dose 15–20 drops 3 times daily. 2. [πράσον, the leek; εἶδος, likeness]. The color of a leek; leek-green.

Prat's symptom. In an injured limb the muscles become rigid before the occurrence of gangrene.

pratique (*prah-teek'*) [Fr.]. The bill-of-health given to vessels by a health officer.

Pratt's operation. The practice of orificial surgery, based on the belief that many chronic diseases are due to morbid conditions of the orifices of the body, particularly the anus and the urogenital canal. The operation consists in the dilatation of either or both of these orifices and the removal of any irritating condition present.

Pravaz's syringe (*prav-ahz'*) [Charles Gabriel *Pravaz*, French physician, 1791–1853]. A hypodermic syringe.

praxinoscope (*praks-in'-o-skōp*) [πρᾶξις, a doing; σκοπεῖν, to examine]. A modification of the zoetrope adapted to the purposes of laryngological instruction.

praxiology (*praks-e-ol'-o-je*) [πράξις, action; λόγος, discourse]. The science of conduct.

Pray's test-letters or test. A test for astigmatism, consisting of capital letters composed of strokes that run in different directions for each letter.

pre- [præ-]. A prefix signifying before.

preacetabular (*pre-as-et-ab'-ū-lar*) [*pre-; acetabulum*]. Situated in front of the acetabulum.

preagonal (*pre-ag'-on-al*). Immediately preceding the death agony.

prealbuminuric (*pre-al-bū-min-ū'-rik*). Occurring before the appearance of albuminuria.

preanal (*pre-a'-nal*) [*pre-; anus*]. Situated in front of the anus.

preanesthetic (*pre-an-es-thet'-ik*). Giving hypnotics before administering anesthetics so as to allay fear, etc.

preantiseptic (*pre-an-tis-ep'-tik*). Pertaining to the time before the adoption of antisepsis in surgical practice.

preaortic (*pre-a-or'-tik*) [*pre-; aorta*]. Situated in front of the aorta.

preaseptic (*pre-a-sep'-tik*) [*pre-; asepsis*]. Pertaining to the period before the introduction of aseptic surgery.

preatactic (*pre-ah-tak'-tik*). See *preataxic*.

preataxic (*pre-at-aks'-ik*) [*pre-; ataxia*]. Occurring before ataxia.

preauditory (*pre-aw'-dit-or-e*) [*præ*, before; *audire*, to hear] Situated in front of the auditory nerve or canal.

preauricular (*pre-aw-rik'-ū-lar*). Situated in front of the auricle.

preaxal (*pre-aks'-al*) [*præ*, before; *axis*]. Prechordal; placed in front of the axon.

preaxial (*pre-aks'-e-al*) [*pre-; axis*]. Situated in front of the axis of the body or of a limb.

prebacillary (*pre-bas'-il-a-re*) [*pre-; bacillus*]. Occurring before the invasion of the system by bacilli.

prebasilar (*pre-bas'-il-ar*) [*præ*, before; *basis*, base] Situated, or occurring, in front of any basilar structure, especially in front of the basilar process of the occipital bone.

prebrachial (*pre-bra'-ke-al*) [*præ*, before; *brachium*. arm]. Located on the anterior aspect of the brachium or upper arm, *e. g.*, the group of prebrachial muscles: biceps, coraco-brachialis, and brachialis anticus.

prebrachium (*pre-bra'-ke-um*). See *brachium quadrigeminum superius*.

precancerous (*pre-kan'-ser-us*) [*pre-; cancer*]. Occurring before the development of a carcinoma.

precapillary (*pre-cap'-il-ar-e*). An arteriole or venule.

precardiac (*pre-kar'-de-ak*) [*pre-*; *καρδία*, heart]. Anterior to the heart.

precava (*pre-ka'-vah*) [*præ*, before; *cavus*, hollow]. The superior, or descending vena cava.

precentral (*pre-sen'-tral*) [*pre-*; *centrum*, center]. Situated in front of the central fissure of the brain. **p. convolution**, a convolution in front of the central fissure of the brain; the ascending frontal convolution.

precerebellar (*pre-ser-e-bel'-ar*) [*præ*, before; *cerebellum*]. Situated before (above) the cerebellum.

precerebral (*pre-ser'-e-bral*) [*præ*, before; *cerebrum*]. Situated, or occurring before (above), the cerebrum.

prechordal (*pre-kor'-dal*) [*præ*, before; *chorda*, chord, string]. Situated in front of the notochord.

precipitant (*pre-sip'-it-ant*). Any reagent causing precipitation.

precipitate (*pre-sip'-it-āt*) [*precipitare*, from *præ*, before; *caput*, head]. 1. The solid substance thrown down from a solution of a substance on the addition of a reagent which deprives it of its solubility. 2. The product of the reaction between precipitinogen and precipitin. 3. To throw down in an insoluble form. 4. Headlong; hasty. **p. labor.** See *labor, precipitate.* **p., red,** hydrargyrum oxidum rubrum. See *mercury oxide, red.* **p., white,** $N_2(Hg_2)_3Cl_2$, hydrargyrum ammoniatum. See *mercury, ammoniated.*

precipitation (*pre-sip-it-a'-shun*) [*precipitate*]. 1. The process of throwing down solids from the liquids which hold them in solution. Precipitates are crystalline, amorphous, curdy, flocculent, granular, or gelatinous, according to the form assumed. 2. The process of clumping which occurs on the meeting of a specific antigen and its antibody.

precipitin (*pre-sip'-it-in*). A body produced in the blood-plasma of animals by repeated injections of bacterial filtrates or foreign organic substances (serum, milk, etc.) and causing a precipitation of the bacteria or foreign substance used in the preparation. **p. reaction,** Wassermann's test, *q. v.*

precipitinogen (*pre-sip-it-in'-o-jen*). Any substance capable of causing the production of a specific precipitin.

precipitinoid (*pre-sip'-it-in-oid*). An inactive precipitin modified by heating to 60° C.

precipitogen (*pre-sip'-it-o-jen*). Precipitinogen.

precipitophore (*pre-sip'-it-o-fōr*) [*precipitin*; *φόρος*, bearer]. That group in a precipitin which causes precipitation; in opposition to the haptophore group.

precipitum (*pre-sip'-it-um*). Same as precipitate (2), *q. v.*

preclavicular (*pre-kla-vik'-ū-lar*). Ventrad of the clavicle.

preclival (*pre-kli'-val*). In front of the clivus of the cerebellum.

precocity (*pre-kos'-it-e*) [*præ*, before; *coquere*, to ripen]. Early development or maturity. It is applied especially to great development of the mental faculties at an early age.

precommissure (*pre-kom'-is-ūr*) [*præ*, before; *commissura*, commissure]. The anterior commissure of the brain.

preconvulsant (*pre-kon-vul'-sant*). Relating to the stage of a disease preceding convulsions.

precordia (*pre-kor'-de-ah*) [*pre-*; *cor*, the heart]. 1. A name applied by the ancients to the diaphragm, the thoracic viscera, or the epigastric region. 2. The area of the chest overlying the heart.

precordial (*pre-kor'-de-al*) [*precordia*]. Pertaining to the precordia.

precordialgia (*pre-kor-de-al'-je-ah*) [*præ*, before; *cor*, heart; *ἄλγος*, pain]. Pain in the precordial region.

precordium (*pre-kor'-de-um*). Syn., *precordia.*

precornu (*pre-kor'-nū*) [*pre-*; *cornu*, a horn]. Anterior horn of lateral ventricle of the brain.

precostal (*pre-kos'-tal*) [*pre-*; *costa*, a rib]. Situated in front of the ribs.

precribrum (*pre-krib'-rum*) [*præ*, before; *cribrum*, sieve]. The anterior perforated space of the brain.

precuneal (*pre-kū'-ne-al*) [*præ*, before; *cuneus*, wedge] Situated in front of the cuneus; specifically, pertaining to the precuneus.

precuneate (*pre-kū'-ne-āt*) See *precuneal.*

precuneus (*pre-kū'-ne-us*) [*pre-*; *cuneus*, a wedge]. The quadrate lobule of the parietal lobe situated in front of the cuneus of the occipital lobe.

prediastole (*pre-di-as'-to-le*). The interval, in the cardiac rhythm, which immediately precedes the diastole.

prediastolic (*pre-di-as-tol'-ik*) [*pre-*; *diastole*]. Occurring before the diastole.

predicrotic (*pre-di-krot'-ik*). Preceding the dicrotic wave or elevation of the sphygmographic tracing.

predigested (*pre-dij-es'-ted*) [*præ*, before; *digerere*, to digest]. Partly digested by artificial means before being taken into the stomach. **p. foods,** foods that have been prepared by a process of artificial digestion through the agency of various ferments.

predigestion (*pre-di-jes'-chun*) [*præ*, before; *digerere*, to digest]. The partial digestion of food before it is eaten.

predisposing (*pre-dis-po'-zing*) [see *predisposition*]. Rendering susceptible or liable to attack.

predisposition (*pre-dis-po-zish'-un*) [*pre-*; *disponere*, to dispose]. The state of having a susceptibility to disease.

predormition (*pre-dor-mish'-un*) [*præ*, before; *dormition*]. Applied to the stage of unconsciousness immediately preceding actual sleep.

preepiglottic (*pre-ep-i-glot'-ik*). Ventrad of the epiglottis.

preeruptive (*pre-e-rup'-tiv*). Preceding eruption.

prefontanel (*pre-fon-tan-el'*) [*præ*, before; *fontanel*]. The anterior fontanel.

preforceps (*pre-for'-ceps*) [*præ*, before; *forceps*]. Those hooked or curved anterior fibers of the callosum that reach cephalad into the frontal lobe

preformation (*pre-for-ma'-shun*). In biology, the doctrine that the fully formed organism exists in the germ, and that development is merely its unfolding.

prefrontal (*pre-fron' tal*) [*pre-*; *frons*, forehead]. 1. Situated in the anterior part of the frontal lobe of the brain. 2. The middle part of the ethmoid.

preganglionic (*pre-gang-gle-on'-ik*). Situated in front of, or preceding a ganglion.

pregeminal (*pre-jem'-in-al*) [*præ*, before; *geminus*, twin]. Relating to the anterior pair of the corpora quadrigemina.

pregeminum (*pre-jem'-in-um*) [*pre-*; *geminus*, twin]. The anterior pair of the corpora quadrigemina, considered as forming a single organ.

pregeniculatum, pregeniculum (*pre-jen-ik-ū-la'-tum, pre-jen-ik'-ū-lum*) [*pre-*; *geniculatum*, geniculate]. The external geniculate body.

preglobulin (*pre-glob'-ū-lin*) [*pre-; globulin*]. An albuminous body found in cell-protoplasm, insoluble in water, soluble in a 10% sodium chloride solution and in dilute alkaline solution.

pregnancy (*preg'-nan-se*) [*prægnans*, from *præ*, before; *gignere*, to beget]. See *Table of Duration* p. 1143. Being with child; the state of the woman from conception to the expulsion of the ovum. **p., abdominal,** one in which the fetus lies in the abdominal cavity. **p., bigeminal,** twin pregnancy. **p., cornual,** that occurring in one of the horns of a two-horned uterus. **p., ectopic,** extrauterine pregnancy. **p., extrauterine,** ectopic gestation; the development of the ovum outside of the cavity of the uterus. **p., false,** any condition in the abdomen that simulates pregnancy. **p., hydatid,** pregnancy with the formation of a hydatid mole. **p., interstitial,** pregnancy occurring in the part of the tube that traverses the uterine wall. **p., intramural,** interstitial pregnancy. **p., mesenteric,** tuboligamentary pregnancy. **p., molar,** pregnancy in which the ovum is converted into a mole. **p., multiple,** that form in which the uterus contains two or more developing ova. **p., mural,** a variety of extrauterine pregnancy in which the ovum develops in the wall of the uterus. **p., ovarian,** pregnancy occurring in the ovary. **p., parietal,** interstitial pregnancy. **p., phantom,** in hysteria, abdominal enlargement simulating pregnancy. **p., plural,** multiple pregnancy. **p., sarcofetal,** that in which both a fetus and a mole are present. **p., sarcohysterical,** false pregnancy due to a mole. **p., signs of,** those clinical manifestations by which the existence of pregnancy may be demonstrated. There are three so-called absolute signs; ballottement, fetal movements, and the fetal heart-sounds. **p., tubal,** pregnancy which takes place within the Fallopian tube. **p., tuboabdominal,** that in which the ovum is developed in the ampulla and extends into the abdominal cavity. **p., tuboligamentary,** that in which there is secondary invasion of the broad ligament and subperitoneal tissues. **p., tuboovarian,** that in which the ovum is attached to the oviduct and ovary. **p., tubouterine.** See *p., interstitial.* **p., uteroabdominal,** where there is one fetus in the uterus and another in the abdominal cavity. **p., uteroovarian,** having one fetus in the uterus and another in the ovary. **p. uterotubal,** one fetus is in the uterus and another in the oviduct.

pregnant (*preg'-nant*). With child, gravid.

prehemiplegic (*pre-hem-i-ple'-jik*) [*pre-; hemiplegia*]. Occurring before an attack of hemiplegia, as *prehemiplegic* chorea.

prehensile (*pre-hen'-sil*). Adapted for grasping.

prehension (*pre-hen'-shun*) [*prehendere*, to lay hold of]. The act of grasping or seizing.

prehyoid (*pre-hi'-oid*). In front of the hyoid bone.

prehypophosis (*pre-hi-poff'-is-is*). The anterior and larger portion of the hypophysis.

preinsula (*pre-in'-sū-lah*) [*præ*, before; *insula*]. The cephalic region of the insula.

Preiser's disease (*pri'-zer*). Osteoporosis of the scaphoid bone of the wrist, caused by trauma.

prelacrymal (*pre-lak'-rim-al*). Situated in front of the lacrymal bone, or gland, or sac.

prelaryngeal (*pre-lar-in'-je-al*). Situated in front of the larynx.

prelimbic (*pre-lim'-bik*) [*pre-; limbus*, a border; a band]. Lying in front of a limbus. **p., fissure,** the anterior portion of the calloso-marginal fissure.

prelocomotion (*pre-lo-ko-mo'-shun*) [*pre-; locomotion*]. The movements of a child who has not yet learned to walk which indicate the intention of moving from one place to another.

prelum (*pre'-lum*) [L.]. A press. **p. abdominale,** the squeezing of the abdominal viscera between the diaphragm and the rigid abdominal wall, as in the processes of defecation, micturition, and parturition. **p. arteriale,** a tourniquet.

prelumbar (*pre-lum'-bar*) [*præ*, before; *lumbus*, loin]. Anterior to the lumbar vertebræ or the loins

premalignant (*pre-mal-ig'-nant*). Occurring before the development of malignancy.

premaniacal (*pre-ma-ni'-ak-al*) [*præ*, before; *μανία*, mania]. Previous to insanity, or to an attack or mania.

premature (*pre'-ma-tūr'*). Occurring before the proper time, as *premature* labor.

premaxilla (*pre-maks-il'-ah*). The intermaxillary bone.

premaxillary (*pre-maks'-il-a-re*). In front of the maxilla. **p. bone,** the incisive or intermaxillary bone.

premenstrual (*pre-men'-stroo-al*). Preceding menstruation.

premolar (*pre-mo'-lar*). 1. Situated in front of the molar teeth. 2. One of the two bicuspid teeth 3 A molar tooth of the temporary set.

premonitory (*pre-mon'-it-o-re*). Forewarning; foreboding, as *premonitory* symptoms, those which forbode the onset of an attack of a disease.

premonocyte (*pre-mon'-o-sīt*). An embryonic monocyte.

premyelocyte (*pre-mi'-el-o-sīt*). An embryonic myelocyte.

prenaris (*pre-na'-ris*) [*præ*, before; *naris*, nostril; *pl., prenares*]. The anterior naris.

prenasal (*pre-na'-zal*) [*præ*, before; *nasus*, nose]. In front of the nose or nasal passages.

prenatal (*pre-na'-tal*) [*pre-; natus*, born]. Existing or occurring before birth.

prenidatory (*pre-ni'-da-tor-e*) [*præ*, before; L., *Nidus*, nest]. Before nidation, *q. v.*

preoblongata (*pre-ob-lon-gah'-tah*). The cephalic portion of the oblongata; situated mainly between the pons and the fourth ventricle.

preoccipital (*pre-ok-sip'-it-al*) [*præ*, before; *occiput*]. Situated anterior to the occipital region. **p. fissure,** a fissure on the ventral, lateral surface of the cerebrum separating the occipital and sphenotemporal lobes. **p. notch,** a notch indicating the division between the occipital and temporal lobes of the brain.

preoperculum, præoperculum (*pre-o-per'-kū-lum*) [*præ*, before; *operculum*, a lid: *pl., preopercula*]. The frontal operculum of the brain, between the presylvian and subsylvian fissures.

preoptic (*pre-op'-tik*). Anterior to the optic lobes; pregeminal.

preopticus (*pre-op'-tik-us*) [*præ*, before; *ὀψ*, sight]. The anterior pair of the quadrigeminal bodies.

preoral (*pre-o'-ral*) [*præ*, before; *os, oris*, mouth]. Situated in front of the mouth; prebuccal.

prepalatal (*pre-pal'-at-al*). Situated in front, or in the anterior part, of the palate.

prepallium (*pre-pal'-e-um*). That part of the cerebral cortex which is in front of the fissure of Rolando.

preparation (*prep-ar-a'-shun*) [*præparare*, to make ready]. 1. The act of making ready. 2. Anything made ready, especially, in anatomy, any

ELY'S TABLE OF THE DURATION OF PREGNANCY

Explanation.—Find in the upper horizontal row the date of last menstruation; the figure beneath will show the expiration of 280 days or ten months of 28 days each.

January. . . .	1	2	3	4	5	6	7	8	9	10	11	12	13	14	15	16	17	18	19	20	21	22	23	24	25	26	27	28	29	30	31	
October	8	9	10	11	12	13	14	15	16	17	18	19	20	21	22	23	24	25	26	27	28	29	30	31	1	2	3	4	5	6	7	. . . *November.*
February .	1	2	3	4	5	6	7	8	9	10	11	12	13	14	15	16	17	18	19	20	21	22	23	24	25	26	27	28				
November .	8	9	10	11	12	13	14	15	16	17	18	19	20	21	22	23	24	25	26	27	28	29	30	1	2	3	4	5				. . . . . *December.*
March	1	2	3	4	5	6	7	8	9	10	11	12	13	14	15	16	17	18	19	20	21	22	23	24	25	26	27	28	29	30	31	
December . . .	6	7	8	9	10	11	12	13	14	15	16	17	18	19	20	21	22	23	24	25	26	27	28	29	30	31	1	2	3	4	5	. . . . . *January.*
April.	1	2	3	4	5	6	7	8	9	10	11	12	13	14	15	16	17	18	19	20	21	22	23	24	25	26	27	28	29	30		
January	6	7	8	9	10	11	12	13	14	15	16	17	18	19	20	21	22	23	24	25	26	27	28	29	30	31	1	2	3	4		. . . . . *February.*
May	1	2	3	4	5	6	7	8	9	10	11	12	13	14	15	16	17	18	19	20	21	22	23	24	25	26	27	28	29	30	31	
February	5	6	7	8	9	10	11	12	13	14	15	16	17	18	19	20	21	22	23	24	25	26	27	28	1	2	3	4	5	6	7	. . . . . *March.*
June	1	2	3	4	5	6	7	8	9	10	11	12	13	14	15	16	17	18	19	20	21	22	23	24	25	26	27	28	29	30		
March	8	9	10	11	12	13	14	15	16	17	18	19	20	21	22	23	24	25	26	27	28	29	30	31	1	2	3	4	5	6		. . . . . *April.*
July . . .	1	2	3	4	5	6	7	8	9	10	11	12	13	14	15	16	17	18	19	20	21	22	23	24	25	26	27	28	29	30	31	
April	7	8	9	10	11	12	13	14	15	16	17	18	19	20	21	22	23	24	25	26	27	28	29	30	1	2	3	4	5	6	7	. . . . . *May.*
August	1	2	3	4	5	6	7	8	9	10	11	12	13	14	15	16	17	18	19	20	21	22	23	24	25	26	27	28	29	30	31	
May. . . .	8	9	10	11	12	13	14	15	16	17	18	19	20	21	22	23	24	25	26	27	28	29	30	31	1	2	3	4	5	6	7	. . . *June.*
September .	1	2	3	4	5	6	7	8	9	10	11	12	13	14	15	16	17	18	19	20	21	22	23	24	25	26	27	28	29	30		
June . .	8	9	10	11	12	13	14	15	16	17	18	19	20	21	22	23	24	25	26	27	28	29	30	1	2	3	4	5	6	7		. . *July.*
October	1	2	3	4	5	6	7	8	9	10	11	12	13	14	15	16	17	18	19	20	21	22	23	24	25	26	27	28	29	30	31	
July . .	8	9	10	11	12	13	14	15	16	17	18	19	20	21	22	23	24	25	26	27	28	29	30	31	1	2	3	4	5	6	7	. . . *August.*
November	1	2	3	4	5	6	7	8	9	10	11	12	13	14	15	16	17	18	19	20	21	22	23	24	25	26	27	28	29	30		
August . . .	8	9	10	11	12	13	14	15	16	17	18	19	20	21	22	23	24	25	26	27	28	29	30	31	1	2	3	4	5	6		. . . *September.*
December . . .	1	2	3	4	5	6	7	8	9	10	11	12	13	14	15	16	17	18	19	20	21	22	23	24	25	26	27	28	29	30	31	
September	7	8	9	10	11	12	13	14	15	16	17	18	19	20	21	22	23	24	25	26	27	28	29	30	1	2	3	4	5	6	7	. . . . *October.*

part of the body prepared or preserved for illustrative or other uses. 3. In pharmacy, any compound or mixture made after a formula.

preparative, preparator (*pre-par'-at-iv, prep'-ar-a-tor*). An immune body; amboceptor.

prepatellar (*pre-pat-el'-ar*) [*pre-; patella*]. Situated in front of the patella, as *prepatellar* bursa.

prepeduncle (*pre-pe'-dung-kl*) [*præ*, before; *pedunculus*, peduncle]. The anterior of the cerebellar peduncles.

preperforatus (*pre-per-for-a'-tus*) [*præ*, before; *perforare*, to perforate]. The anterior perforated space.

preperitoneal. See *properitoneal.*

prephthisis (*pre-ti'-sis, pre-te'-sis*) [*præ*, before; *phthisis*]. The pretuberculous state. The predisposition to tuberculosis.

prephyson (*pre-fi'-son*) [*præ*, before; *φύειν*, to grow]. Hormone from the anterior lobe of pituitary body, which stimulates metabolism.

prepituitary (*pre-pit-ū'-it-a-re*) [*præ*, before; *pituitary*]. Situated in front of the pituitary body.

preplacental (*pre-plas-en'-tal*) [*præ*, before; *placenta*]. Previous to the formation of the placenta.

prepontile (*pre-pon'-til*) [*præ*, before; *pons*, a bridge]. Situated in front of or above the pons Varolii.

prepotency (*pre-po'-ten-se*) [*præ*, before; *posse*, to be powerful]. The dominant "force of heredity." The power that one parent may have of impressing his or her own character upon the offspring, the peculiar characters of the other parent being less obviously transmitted.

prepotent (*pre-po'-tent*) [*præ*, before; *posse*, to be able]. Having a marked tendency to transmit individual characters to offspring.

prepuberal (*pre-pū'-ber-al*). Prior to puberty.

prepubescent (*pre-pū-bes'-ent*). Prepuberal.

prepuce (*pre'-pūs*) [*præputium*, prepuce]. The foreskin of the penis, a fold of skin lined by mucous membrane and covering the glans penis.

prepucectomy (*pre-pū-sek'-to-me*) [*prepuce; ἐκτομή*, an excision]. Removal of the prepuce; circumcision.

prepucotomy (*pre-pū-cot'-o-me*) [*prepuce; τομή*, a cutting]. An incision into the prepuce; an incomplete circumcision.

preputial (*pre-pū'-she-al*) [*prepuce*]. Pertaining to the prepuce.

preputiectomy (*pre-pū-she-ek'-to-me*) ¶ [*prepuce; ἐκτομή*, excision]. Excision of the prepuce.

prepyloric (*pre-pi-lor'-ik*) [*præ*, before; *pylorus*]. Placed in front of or preceding the pylorus.

prepyramid (*pre-pir'-am-id*) [*præ*, before; *pyramis*, pyramid]. One of the anterior (ventral) pyramids of the oblongata.

preramus (*pre-ra'-mus*) [*præ*, before; *ramus*, branch]. The vertical (anterior or cephalic) branch of the stem of the arbor of the cerebellum.

prerectal (*pre-rek'-tal*) [*præ*, before; *rectum*]. Situated in front of the rectum.

prerenal (*pre-re'-nal*) [*præ*, before; *ren*, kidney]. Situated in front of the kidney.

prereproductive (*pre-re-pro-duk'-tiv*). Relating to the period of life preceding puberty.

presbyacusia, presbyacousia (*prez-be-ah-koo'-se-ah*). Presbycusis.

presbyatrics (*prez-be-at'-riks*) [*πρέσβυς*, old; *ἰατρική*, treatment]. That branch of medicine which deals with the diseases of old age.

presbycusis, presbykousis (*prez-be-koo'-sis*) [*πρέσβυς*, old; *ἀκούειν*, to hear]. The lessening of the acuteness of hearing that occurs in old age.

presbyonosus (*prez-be-on'-o-sus*) [*πρέσβυς*, old; *νόσος*, disease]. Any disease peculiar to old age.

presbyope (*prez'-be-ōp*) [see *presbyopia*]. One who is presbyopic.

presbyophrenia (*prez-be-o-fren'-e-ah*) [*πρέσβυς*, old; *φρήν*, mind]. Senile dementia.

presbyopia (*prez-be-o'-pe-ah*) [*πρέσβυς*, old; *ὤψ*, eye]. The condition of vision in the aged, due to diminished power of accommodation from impaired elasticity of the crystalline lens, whereby the near-point of distinct vision is removed farther from the eye.

presbyopic (*prez-be-op'-ik*). Affected with presbyopia.

presbyosphacelus (*prez-be-o-sfas'-el-us*) [*πρέσβυς*, old; *σφάκελος*, gangrene]. Senile gangrene.

presbytia (*prez-bish'-e-ah*). Synonym of *presbyopia.*

presbytic (*prez-bit'-ik*). Suffering from presbyopia.

presbytism (*prez'-bit-izm*). Presbyopia.

prescapularis (*pre-skap-ū-la'-ris*) [*præ*, before; *scapula*]. The supraspinatus muscle.

presclerosis (*pre-skle-ro'-sis*). The vascular condition which precedes arteriosclerosis.

presclerotic (*pre-skle-rot'-ik*). Preceding the occurrence of sclerosis.

prescribe (*pre-skrīb'*) [*pre-; scribere*, to write]. To give instructions concerning a remedy to be used in case of sickness.

prescription (*pre-skrip'-shun*) [*pre-; scribere*, to write]. A formula written by the physician to the apothecary, designating the substances to be administered. A prescription consists of the heading, usually the symbol ℞ (standing for the Latin word *recipe*, imperative of *recipere*, to take), the names and quantities of the ingredients, the directions to the apothecary, the directions to the patient, the date and the signature. **p., shotgun,** a prescription containing several ingredients one of which it is hoped, will "hit the mark."

presecretion (*pre-se-kre'-shun*). A hormone.

presenile (*pre-se'-nīl*) [*pre-; senilis*, age]. Prematurely old.

presenility (*pre-sen-il'-it-e*). Premature old age. See *progeria.*

present (*pre-zent'*) [*præsentare*, to place before]. Of a part of the fetus, to appear first at the os uteri.

presentation (*prez-en-ta'-shun*) [see *present*]. In obstetrics, that part of the fetal body which presents itself to the examining finger at the os uteri.

preservalin (*pre-serv'-al-in*). A mixture of borax and boric acid used by dairymen.

presphenoid (*pre-sfe'-noid*). The anterior part of the body of the sphenoid bone.

presphygmic (*pre-sfig'-mik*) [*præ*, before; *σφυγμός*, pulse]. Pertaining to the period preceding the pulse-wave.

prespinal (*pre-spi'-nal*) [*præ*, before; *spina*, spine]. In anatomy, ventrad of the spine.

presse-artère (*pres'-ar-tār*) [Fr.]. An instrument for the compression or temporary occlusion of an artery.

pressor (*pres'-or*) [*premere*, to press]. 1. Stimulating. 2. A substance found in the unfundibular part of the hypophysis; it produces a rise in blood-pressure. Cf. *depressor.* **p. nerves.** Nerves which under stimulation cause the vasomotor centers to react.

pressure (*presh'-ur*) [*premere*, to press]. Force, weight, or tension. **p., after,** the sense of pres-

sure that remains for a brief period after the removal of an object from the surface of the body. **p., arterial,** the tension of the blood within the arteries. **p., atmospheric,** the pressure of the atmosphere; it equals about fifteen pounds to the square inch at sea-level. **p., bipolar,** pressure on the two ends of a bone. It is used in differentiating fractures from contusions, producing pain in the case of the former. **p., blood,** the pressure of the blood against the walls of the vessels or of the heart. It is measured by means of the manometer. **p., critical,** that pressure on a gas or vapor which will, at the critical temperature, convert it into a liquid. **p., endocardial,** the pressure of the blood within the heart **p., intra-abdominal,** the pressure exerted upon the parietes by the abdominal viscera. **p., intracranial,** the pressure of the contents of the cranium upon its walls. **p., intra-ocular.** See *tension, intraocular.* **p., intrathoracic,** the pressure of the intrathoracic organs upon the walls of the chest. **p.-myelitis,** myelitis from pressure on the cord. **p., negative,** the force of suction; also absence of pressure. **p., osmotic,** the force with which water is attracted by a solution in a semipermeable container. **p.-points** or **spots,** points of marked sensibility to pressure or weight, arranged like the temperature-spots, and showing a specific end-apparatus arranged in a punctated manner and connected with the pressure-sense. **p.-pouch.** See *pouch.* **p., pulse,** the difference between the systolic and diastolic blood-pressure. **p.-sense,** the sense by which knowledge is obtained of the amount of weight or pressure which is exerted upon a part of the body. **p. sore.** See *bedsore.*

presternum (*pre-ster'-num*). The manubrium or superior segment of the sternum.

Preston's salt. Ammonium carbonate.

presuppurative (*pre-sup'-ū-ra-tiv*). Pertaining to an early stage of inflammation, prior to suppuration.

presylvian fissure. The anterior branch of the Sylvian fissure

presystole (*pre-sis'-to-le*) [*præ,* before; *systole*]. The period of the heart's pause preceding the systole.

presystolic (*pre-sis-tol'-ik*) [*pre-; systole*]. Preceding the systole of the heart, as the *presystolic* murmur, *presystolic* thrill.

pretarsal (*pre-tar'-sal*). Located anterior to the tarsus

prethyroid (*pre-thi'-roid*). Situated in front of the thyroid gland or the thyroid cartilage.

pretibial (*pre-tib'-e-al*) [*pre-; tibia*]. Situated in front of the tibia.

pretuberculous (*pre-tū-ber'-kū-lus*). Preceding the development of tuberculosis.

pretympanic (*pre-tim-pan'-ik*) [*præ,* before; *tympanum*]. Situated in front of the tympanum or tympanic region.

preurethritis (*pre-ū-re-thri'-tis*) Inflammation of the vestibule of the vagina, around the urethral orifice.

preventive (*pre-ven'-tive*). Warding off. **p. medicine,** the department of medicine dealing with the means and methods of preventing disease.

preventorium (*pre-ven-to'-re-um*). A residence for the care of persons who are thought to be likely to acquire tuberculosis.

preventriculosis (*pre-ven-trik-ū-lo'-sis*) [*pre-;* ventriculus, stomach]. Cardiospasm.

prevermis (*pre-ver'-mis*) [*præ,* before; *vermis* worm]. The superior vermiform process of the cerebellum.

prevertebral (*pre-ver'-te-bral*) [*pre-; vertebra*]. Situated in front of the vertebræ.

prevertiginous (*pre-ver-tij'-in-us*) [*pre-; vertigo*]. Dizzy, with a tendency to fall prone.

prevesical (*pre-ves'-ik-al*) [*præ,* before; *vesica,* bladder]. Situated in front of the bladder.

Prévost's symptom (*pra-vo'*) [Jean Louis *Prévost,* Swiss physician, 1838–]. Conjugate deviation of the eyes and head, which look away from the palsied extremities and toward the affected hemisphere; it is noted in cerebral hemorrhage.

Preyer's test for carbon monoxide in the blood. Warm three or four drops of the suspected blood for five minutes at 30° C. with 10 Cc. of water and 5 Cc. of potassium cyanide solution (1:2). The spectrum of normal blood, when so treated, loses the absorption line of oxyhemoglobin and in its place shows a broad absorption band, while the spectrum of carbon monoxide blood remains unchanged.

prezygapophysis (*pre-zi-gap-off'-is-is*) [*præ,* before; ζυγόν, yoke; ἀπόφυσις, process]. An anterior or superior zygapophysis; a superior oblique, or articular process of a vertebra.

priapism (*pri'-ap-izm*) [Πρίαπος, the god of procreation]. Persistent erection of the penis, usually unaccompanied by sexual desire. It is caused by injuries to the spinal cord or to the penis, and by vesical calculus.

priapitis (*pri-ap-i'-tis*). Inflammation of the penis.

prickle-cell. A cell possessing delicate rod-shaped processes by which it is connected with neighboring cells.

prickle-layer. The lowest stratum of the epidermis. It is formed of prickle-cells.

prickly heat. See *miliaria.*

Priessnitz bandage (*prees'-nits*) [Vincenz *Priessnitz,* German "healer," 1799–1851]. A cold wet compress.

Priestley's mass (*prēst'-le*) [Joseph *Priestley,* English clergyman and scientist, 1733–1804]. A green or greenish-brown deposit sometimes seen, especially in young individuals, on the upper and lower incisor and canine teeth; it is due to a growth of chromogenic fungi in Nasmyth's membrane.

primæ viæ (*pri'-me vi'-e*) [L., "The primary passages"]. The alimentary canal, the lacteals being "the secondary passages."

primary (*pri'-ma-re*) [*primus,* first]. First in time or in importance. **p. amputation,** one that is done before the development of inflammation, usually within the first 24 hours. **p. anesthesia,** the transient anesthesia from a small amount of the anesthetic. **p. bubo,** a simple adenitis of an inguinal lymphatic gland, resulting from mechanical irritation. Syn., *bubon d'emblée.* **p. dementia,** a form of insanity occurring in young adults, and characterized by an extreme degree of apathy, the patient lying motionless, absolutely listless, without wants, and seemingly without preception of his surroundings. **p. lesion,** the original lesion which forms the starting-point for secondary lesions. **p. sore,** the initial sclerosis or chancre of syphilis.

primigravida (*pri-me-grav'-id-ah*) [*primus,* first; *gravidus,* pregnant]. A woman pregnant for the first time.

primipara (*pri-mip'-ar-ah*) [*primus,* first; *parere,* to bear]. A woman bearing or giving birth to her first child.

primiparity (*pri-mip-ar'-it-e*) [*primus*, first; *parere*, to bear]. The condition of being a primipara.

primiparous (*pri-mip'-ar-us*) [*primipara*]. Pregnant or in labor for the first time.

primisternal, primisternalis (*pri-me-ster'-nal, pri-me-ster-na'-lis*). Relating to the manubrium of the sternum.

primitiæ (*pri-mish'-e-e*) [*primus*, first]. The part of the liquor amnii discharged before the extrusion of the fetus at birth.

primitive (*prim'-it-iv*) [*primus*, first]. First-formed; original. **p. groove**, the enlargement and deepening of the primitive streak. **p. streak, p. trace**, a streak appearing at the end of the germinal disc, and indicating the first trace of the embryo.

primordial (*pri-mor'-de-al*) [*primus*, first; *ordiri*, to rise]. Existing in the beginning; first-formed; primitive; original; of the simplest character. **p. kidney**, the Wolffian body. **p. ova**, cells lying among the germ-epithelium of the surface of the embryonic ovary.

primordium (*pri-mor'-de-um*). An organ or structure in its earliest state.

Primula (*prim'-ū-lah*) [*primus*, first]. Primrose, a genus of the *Primulaceæ*. Many species contain saponin and other bitter principles and salicylates. *P. obconica* is a well-known irritant poison, the symptoms resembling those of saponin poisoning, and is used in the treatment of skin diseases.

princeps (*prin'-seps*) [L., "a leader"]. First; original. **p. cervicis**, a branch of the occipital artery supplying the trapezius muscle. **p. pollicis**, a branch of the radial artery going to the palmar surface of the thumb.

principle (*prin'-sipl*) [*principium*, from *princeps*] A constituent of a compound having a definite composition and representing its essential or characteristic properties. **p., proximate.** See *proximate principle.* **p., ultimate**, any one of the elements which a compound body contains.

prinos (*pri'-nos*) [L.]. Black alder, a shrub of the order *Aquifoliaceæ*. The bark and the berries of *P. verticillatus* have been employed as tonics and astringents in diarrhea, and locally as an application to ulcers Dose ½–1 dr. (2–4 Cc.); of a decoction 1–2 oz. (32–64 Cc.).

printers' palsy (*prin'-terz*). Chronic antimonial poisoning.

prism (*prism*) [πρίσμα, from πρίζειν, to saw]. A solid whose bases or ends are similar plane figures and whose sides are parallelograms. In optics, a transparent solid with triangular ends and two converging sides. It breaks up white light into its component colors, and bends the rays of light toward the side opposite the angle (the base of the prism), and is used to measure or correct imbalance of the ocular muscles. **p.-diopter, p. dioptry**, a unit of prismatic refractive power; the refractive power of a prism that deflects a ray of light one centimeter on a tangent plane situated at a distance of one meter. **p., enamel-**, one of the prismatic columns of from four to six sides composing the enamel of teeth, closely packed together and generally vertical to the surface of the underlying dentin. **p., Nicol's.** See *Nicol's prism.* **p.-optometer**, an instrument for prismatic testing of the refraction of the eye. **p.-verger**, an instrument used in the measurement and enlargement of the fusion power of the eyes.

prismatic (*priz-mat'-ik*) [*prism*]. Prism-shaped; produced by the action of a prism, as *prismatic* colors.

prismoid (*priz'-moid*) [πρίσμα, prism; εἶδος, like]. Resembling a prism.

prismoptometer (*priz-mop-tom'-et-er*) [*prism*; ὤψ, eye; μέτρον, a measure]. An instrument for estimating refractive defects of the eye by means of two prisms placed base to base.

prismosphere (*priz'-mo-sfēr*). A combination of a prism and a globular lens.

privates (*pri'-vets*) [*privatus*, private]. A common term for the genital organs.

p. r. n. Abbreviation of Latin *pro re nata*, according as circumstances may require.

pro- [L.]. A prefix meaning for, before, in front of,

proagglutinoid (*pro-ag-loo'-tin-oid*). An agglutinoid having a stronger affinity for the agglutinogen than is possessed by the agglutinin.

proal (*pro'-al*) [*pro*]. Having a forward direction or movement. Cf. *palinal* and *propalinal.*

proamnion (*pro-am'-ne-on*) [*pro-; amnion*]. That part of the *area embryonalis* at the sides and in front of the head of the developing embryo, which remains without mesoderm for a considerable period.

proatlas (*pro-at'-las*) [*pro-; atlas*, the first cervica vertebra]. A primitive or rudimentary atlas

probable duration of life. The time, considering all circumstances, that a person of a given age may expect to live, as determined by statistics. The age at which any number of children born into the world will be reduced to one-half, so that there are equal chances of their dying before and after that age. The age at which a given population is reduced by one-half its number.



EXPANDING HORSE-HAIR PROBANG.

probang (*pro'-bang*) [*probare*, to test]. A rod of whalebone or other flexible material used for making local applications to the esophagus or larynx or for removing foreign bodies. **p., ball-**, a probang having an ivory bulb attached to one end. **p., bristle-, p., horse-hair-**, one having on the end a sheath of bristles or horse-hair that can be made to spread like an umbrella as the instrument is drawn out. **p., sponge-**, one provided with a small sponge at one end.

probe (*prōb*) [*probare*, to test]. A slender, flexible rod for exploring a channel. **p., Anel's**, see under *Anel.* **p., blunt**, one with a blunt extremity. **p., Bowman's**, see under Bowman. **p., drum-**, one provided with a drum or reverberator to enable the ear to detect contact with foreign bodies. **p., electric**, one having two insulated wires, so that contact with a bullet or metal completes the circuit, and thus indicates

the presence of such a foreign body. **p., eyed,** a probe having a slit at one end through which a tape or ligature can be passed. **p., lacrimal,** one used for dilating the lacrimal passages. **p., meerschaum,** a meerschaum tipped probe, which shows lead streaks where it has contacted with the bullet. **p., Nélaton's,** see under *Nélaton*. **p., vertebrated,** one made of small links so jointed together that it is very flexible.

probilin (*pro-bi'-lin*). Trade mark of a preparation of soft, mass pills containing salicylic acid, sodium oleate, sodium stearate, phenolphthalein, and camphorated menthol; said to be a cholagogue.

procaine (*pro'-ka-in, pro'-kān*). The base of procaine hydrochloride, U. S. P. It is a local anesthetic less toxic than cocaine. Novocain.

procatarctic (*pro-kat-ark'-tik*) [προκατάρχειν, to begin first]. Primary, predisposing.

procatarxis (*pro-kat-arks'-is*). The kindling of a disease into action by a procatarctic cause.

procelia, procœlia (*peo-se'-le-ah*) [*pro-*; κοιλία, hollow]. Same as *paracelia*.

procelous, procœlous (*pro-se'-lus*) [*pro-*; κοιλία, hollow]. Concave in front and convex behind.

procephalic (*pro-sef-al'-ik*) [*pro-*; κεφαλή, head]. In biology, of or pertaining to fore part of head.

procerus (*pro-se'-rus*) [*procerus*, stretched out, long]. The pyramidalis muscle; see *muscles*.

process (*pros'es*) [*processus*, from *procedere*, to go]. 1. A course of action; a group of phenomena, as the *inflammatory process*. 2. A prominence or outgrowth, as the spinous *process* of a vertebra, the axis-cylinder *process* of a nerve 3 In chemistry, a method of procedure, reaction, test. **p., acromion,** same as *acromion*. **p., alveolar.** See *alveolar process*. **p., anconeal,** the olecranon. **p., auditory,** the curved plate of bone surrounding the external auditory meatus for the greater part of its circumference, and serving for the attachment of the cartilage of the external ear. **p., axis-cylinder,** that process of a nerve-cell which becomes the axis-cylinder of a nerve. **p., basilar.** See *basilar process*. **p., caudate.** 1. The caudate lobe of the liver. 2. The lower end of one of the divisions of the antihelix of the external ear. **p., ciliary,** See *ciliary process*. **processes, clinoid,** projections on the body and lesser wings of the sphenoid bone. There are three: 1. The *anterior*, formed by the inner extremity of the lesser wings. 2. The *middle*, a small eminence on each side bounding the sella turcica anteriorly. 3. The *posterior*, a tubercle on each side of the posterior part of the sella turcica. **p. condyloid,** the posterior process on the upper border of the ramus of the lower jaw. **p., conoid.** See *conoid tubercle*. **p., coracoid.** See *coracoid process*. **p., coronoid.** 1. A thin, flattened process projecting from the anterior portion of the upper border of the ramus of the lower jaw, and serving for the attachment of the temporal muscle. 2. A triangular projection from the upper end of the ulna, forming the lower part of the greater sigmoid cavity. **p., cricoid,** a slight projection on the lower border of the thyroid cartilage. **p., cubital,** the lower and articular end of the humerus. **p., cuneiform.** 1. The unciform process of the ethmoid. 2. The basilar process of the occipital bone. **p., Deiters',** the axis-cylinder process of a nerve-cell. **p., dendritic.** See *p., protoplasmic* (1) **p., dentate,** the odontoid process. **p., ensiform,** the cartilaginous tip at the lower end of the sternum. **p., ethmoid,** one of the projections from the superior border of the inferior turbinate bone. **p., external angular,** the projection on the outer extremity of the supraorbital arch of the frontal bone. **p., falciform.** 1. A process of the fascia lata of the thigh, forming the outer and upper margin of the saphenous opening. Syn., *falciform process of Burns*. 2. The falx cerebri. **p., foliaceous,** a process of the ethmoid bone projecting into the frontal cells. **p., Folian.** See *Folian process*. **p., funicular.** See *funicular*. **p., hamate.** See *p., unciform*. **p. hamular.** 1. A hook-like process of bone on the lower extremity of the internal pterygoid plate, around which the tendon of the tensor palati turns. 2. Of the lacrimal bone, the hook-like termination of the lacrimal crest. **p., inferior vermiform,** the central projection on the lower surface of the cerebellum, between the two hemispheres. **p., internal angular,** the inner extremity of the supraorbital arch of the frontal bone. **p., jugal.** 1. The zygoma. 2. The external angular process 3. The malar process of the superior maxilla. **p., jugular.** See *jugular process*. **p., lacrimal,** a short process of the inferior turbinate bone that articulates with the lacrimal bone. **p., lenticular,** the extremity of the long process of the incus, covered with cartilage and articulating with the stapes. **p., long (of the incus),** a slender process that descends vertically from the body of the incus and articulates, by the lenticular process, with the head of the stapes. **p., long (of the malleus),** a long, delicate process that passes from the neck of the malleus outward to the Glaserian fissure, to which it is connected by cartilaginous and ligamentous fibers. **p., malar,** a triangular eminence of the superior maxilla by which it articulates with the malar bone. **p., mammillary,** one of the tubercles on the posterior part of the superior articular processes of the lumbar vertebræ. **p., mastoid.** See *mastoid process*. **p., maxillary,** a thin plate of bone descending from the ethmoid process of the inferior turbinate bone, and hooking over the lower edge of the orifice of the antrum. **p., nasal (of the superior maxilla),** a thick, triangular process of bone that projects upward, inward, and backward by the side of the nose, forming a part of its lateral wall. **p., odontoid,** the tooth-like process of the axis which ascends and articulates with the atlas. **p., olecranon,** the olecranon. **p., olivary,** a small oval eminence situated behind the optic groove of the sphenoid bone. **p., orbicular (of the incus).** See *p., lenticular*. **p., orbital (of the palate bone),** a process directed upward and outward from the upper portion of the palate bone. **p., orbital (of the superior maxilla),** a process projecting from the orbital margin of the superior maxilla. **p., palatal,** a thick process projecting horizontally inward from the inner surface of the superior maxillary bone, and forming part of the floor of the nostril and the roof of the mouth. **p., pineal,** the epiphysis. **p., postglenoid,** a small tubercle separating the glenoid fossa from the auditory process. **p., protoplasmic.** 1. Any one of the processes of nerve-cells that are not continued as axis-cylinders. 2. A pseudopod of an ameboid cell. **p., pterygoid (of the palate bone),** a pyramidal process projecting from the posterior border of

the palate bone and articulating with the sphenoid bone. **p., pterygoid (of the sphenoid bone)**, one descending perpendicularly from the point of junction of the body, with the greater wing of the sphenoid bone, and consisting of an external and an internal plate. **p. of Rau.** Synonym of *p., long (of the malleus)*. **p., short (of the incus)**, a conical process projecting almost horizontally backward from the body of the incus and attached by ligamentous fibers to the margin of the opening leading into the mastoid cells. **p., short (of the malleus)**, a slight projection from the root of the manubrium of the malleus, lying in contact with the tympanic membrane. **p., sphenoid**, a thin plate of bone directed upward and inward from the vertical plate of the palate bone. **p., sphenomaxillary**, an inconstant downward prolongation of the greater wing of the sphenoid. **p., spinous (of the ilium)**, a prominent eminence on the anterior or posterior border of the ilium. The upper process on the anterior border is the *anterior superior spinous process;* below it is *the anterior inferior spinous process*. On the posterior border there are also two processes—a *posterior superior* and a *posterior inferior*. **p., spinous (of the sphenoid bone)**, a rough prominence descending from the posterior part of the greater wing of the sphenoid bone. It receives the attachment of the internal lateral ligament of the jaw and the tensor palati muscle. **p., spinous (of the tibia)**, an eminence of bone on the upper surface of the tibia, between the two articular surfaces, and nearer to the posterior than the anterior border. **p., spinous (of a vertebra)**, the prominent backward projection from the middle of the posterior portion of the arch of a vertebra. **p., styloid (of the fibula)**, a pointed eminence projecting upward from the posterior portion of the head of the fibula. **p., styloid (of the radius)**, a projection from the external border of the lower extremity of the radius. **p., styloid (of the temporal bone)**, a sharp spine about an inch in length, descending downward, forward, and inward from the inferior surface of the petrous portion of the temporal bone. **p., styloid (of the ulna)**, a projection from the inner and posterior portion of the lower extremity of the ulna. **p., sulcate**, an inconstant process of the palate bone connecting the orbital process with the sphenoid process. **p., superior maxillary**, an eminence on the face of the embryo which gives rise to the superior maxilla and the malar bone. **p., superior vermiform**, the upper part of the median lobe of the cerebellum, connecting the two lateral hemispheres **p., temporal**, the posterior angle of the malar bone by which it articulates with the zygomatic process of the temporal bone. **p., transverse**, a process projecting outward from the side of a vertebra, at the junction of the pedicle and the lamina. **p., trochlear**, Hyrtl's name for a groove in a bone for the reception of a tendon **p., unbranched.** Synonym of *p., axis-cylinder*. **p., unciform (of the ethmoid bone)**, a hook-like projection from the inferior portion of each lateral mass of the ethmoid bone. It articulates with the ethmoid process of the inferior turbinated bone. **p. unciform (of the hippocampal gyrus)**, a hook-like projection from the anterior end of the hippocampal convolution. **p., unciform (of the uniform bone)**, a hook-like projection from the palmar surface of the unciform bone. **p., vaginal (of peritoneum)**, the process of peritoneum which the testicle in its descent carries in advance, and which in the scrotum forms the tunica vaginalis testis. **p., vaginal (of the sphenoid bone)**, a projection from the inferior surface of the body of the sphenoid bone, running horizontally inward from near the base of the pterygoid process. **p., vaginal (of the temporal bone)**, a sheath-like plate of bone which extends from the carotid canal to the mastoid process. It separates behind into two laminæ that inclose the styloid process. **p., vermiform, inferior and superior**, the inferior and superior surfaces of the middle lobe of the cerebellum. **p., vocal**, the anterior angle of the arytenoid cartilage. **p., xiphoid**, the ensiform cartilage. **p., zygomatic (of the malar bone)**, a long, serrated process which articulates with the zygomatic process of the temporal bone. **p., zygomatic (of the temporal bone)**, a long projection from the lower part of the squamous portion of the temporal bone, articulating with the malar bone.

processomania (*pro-ses-o-ma'-ne-ah*). An insane desire for litigation.

processus (*pro-ses'-us*) [L.]. A process. **p. accessorius**, accessory processes. **p. ad cerebrum**, the superior cerebellar peduncle. **p. ad medullam**, the inferior peduncle of the cerebellum. **p. ad pontem**, the middle peduncle of the cerebellum. **p. ad testes**, the superior cerebellar peduncles. **p. articulares inferiores**, inferior articular processes. **p. articulares superiores**, superior articular processes. **p. brevis**, the short arm of the malleus. **p. clavatus**, a thickening on the posterior pyramid of the medulla near the apex of the fourth ventricle. **p. cochleariformis**, a thin plate of bone separating the canal for the Eustachian tube from that for the tensor tympani muscle. **p. e cerebello ad cerebrum**, the superior cerebellar peduncle. **p. e cerebello ad medullam**, the inferior cerebellar peduncle. **p. e cerebello ad pontem**, the middle cerebellar peduncle. **p. e cerebello ad testes**, the superior peduncles of the cerebellum. **p. costarius**, costal process. **p. gracilis**, a long delicate process passing from below the neck of the malleus to the Glaserian fissure. **p. hamatus.** Synonym of *process, unciform*. **p. mammillaris**, mamillary process. **p. spinosus**, spinous process. **p. transversus**, transverse process. **p. vermiformis**, same as *appendix, vermiform*.

prochilon, procheilon (*pro-ki'-lon*) [*pro-*; χείλος, lip]. The prominence in the center of the lip.

prochondral (*pro-kon'-dral*) [*pro-*; χόνδρος, cartilage]. Prior to the formation of cartilage.

prochordal (*pro-kor'-dal*) [*pro-*; χορδή, cord]. Situated in front of the chorda dorsalis.

prochoresis (*pro-ko-re'-sis*) [προχώρησις, a going on or advancing]. The motor activity of the stomach.

Prochownik's diet (*pro-kov'-nik*) [Ludwig *Prochownik*, German obstetrician, 1851–]. A restricted diet for pregnant women with a narrow pelvis. **P.'s method**, resuscitation of an asphyxiated infant by compression of its chest and suspension with its head hanging backward.

prochromatin (*pro-kro'mat-in*). Paranuclein; the substance composing the nucleolus of a cell.

procident (*prŏs'-id-ent*) [*procidens*, falling forward]. Affected by prolapsus.

procidentia (*pro-se-den'-she-ah*) [*pro-*; *cadere*, to fall]. Prolapse.

procreate (*pro'-kre-āt*). To beget.

procreation (*pro-kre-a'-shun*) [*procreare*, to bring forth]. The act of begetting offspring.

proctagra (*prok-ta'-grah*) [*procto-*; ἄγρα, a seizure]. Sudden pain in the anal region.

proctalgia (*prok-al'-je-ah*) [*procto-*; ἄλγος, pain Neuralgic pain in the anus or rectum.

proctatresia (*prok-tat-re'-ze-ah*) [*procto-*; *atresia*]. An imperforate condition of the anus or rectum.

proctectasia, proctectasis (*prok-tek-ta'-se-ah, prok-tek'-tas-is*) [*procto-*; ἔκτασις, dilatation]. Dilatation of the anus or rectum.

proctectomy (*prok-tek'-to-me*) [*procto-*; ἐκτομή, excision]. Excision of the anus or rectum.

proctenclisis (*prok-ten'-kli-sis*) [*procto-*; ἔν, in; κλείειν, to close]. Stricture of the rectum or anus.

procteurynter (*prok-tū-rin'-ter*) [*procto-*; εὐρύνειν, to widen]. An instrument for dilating the anus or rectum.

proctitis (*prok-ti'-tis*) [*procto-*; ιτις, inflammation]. Inflammation of the anus or rectum.

procto- (*prok-to-*) [πρωκτός, anus]. A prefix signifying relating to the anus or rectum.

proctocele (*prok'-to-sēl*) [*procto-*; κήλη, hernia]. The extroversion or prolapse of the mucous coat of the rectum. **p., vaginal,** a hernia of the rectum appearing in the vagina.

proctoclysis (*prok-tok'-lis-is*) [*procto-*; κλύσις, a washing out]. The slow instillation of a liquid into the rectum.

proctococcypexy, proctoccypexia (*prok-to-kok'-se-peks-e, prok-to-kok-se-peks'-e-ah*) [*procto-*; *coccyx*; πῆξις, a fixing in]. Suturing of the rectum to the coccyx.

proctocolitis (*prok-to-ko-li'-tis*). Inflammation of the rectum and colon.

proctocolonoscopy (*prok-to-ko-lon-os'-ko-pe*) [*procto-*, colon; σκοπεῖν, to examine] Inspection of the interior of the rectum and lower colon.

proctocystoplasty (*prok-to-sis'-to-plas-te*) [*procto-*; κύστις, bladder; πλάσσειν, to form]. A plastic operation on the rectum and the bladder for repair of rectovesical fistula.

proctocystotome (*prok-to-sist'-o-tōm*) [*procto-*; κύστις, bladder; τομή, a cutting]. An instrument designed expressly for use in proctocystotomy.

proctocystotomy (*prok-to-sis-tot'-o-me*). Lithotomy in which the incision is made through the walls of the rectum.

proctodeum, proctodæum (*prok-to-de'-um*) [*procto-*, δδαῖος, by the way]. An invagination of the ectoderm in the embryo that grows inward toward the cloaca until the ectoderm and endoderm come into contact; the membrane formed between the two finally breaks through, the gut then opening externally. The primitive anus.

proctodynia (*prok-to-din'-e-ah*) [*procto-*; δδύνη, pain]. Pain about the anus or in the rectum.

proctoelytroplasty (*prok-to-el'-it-ro-plas-te*) [*procto-*; ἔλυτρον, vagina; πλάσσειν, to form]. A plastic operation on the rectum and the vagina for repair of a rectovaginal fistula.

proctological (*prok-to-loj'-e-kal*). Pertaining to proctology.

proctologist (*prok-tol'-o-jist*). One versed in diseases of the anus and rectum.

proctology (*prok-tol'-o-je*) [*procto-*; λόγος, science]. The science of the anatomy, functions, and diseases of the rectum.

proctoparalysis (*prok-to-par-al'-is-is*). Paralysis of the sphincter muscle of the anus

proctopexy, proctopexia (*prok'-to-peks-e, -e-ah*) [*procto-*; πῆξις, a fixing in]. The fixation of the rectum to another part by sutures.

proctophobia (*prok-to-fo'-be-ah*) [*procto-*; φόβος, fear]. A morbid dread or apprehension, common in persons with diseases of the rectum.

proctoplasty (*prok'-to-plas-te*) [*procto-*; πλάσσειν, to form]. Plastic surgery of the anus.

proctoplegia (*prok-to-ple'-je-ah*). *Proctoparalysis, q.v.*

proctopolypus (*prok-to-pol'-ip-us*) [*procto-*; *polyp*]. A polyp of the rectum.

proctoptoma (*prok-top-to'-mah*) [*procto-*; πτῶμα, fall]. Prolapse of the rectum.

proctoptosis (*prok-top-to'-sis*) [*procto-*; πτῶσις, a falling]. Prolapse of the rectum. Same as proctoptoma.

proctorrhaphy (*prok-tor'-a-fe*) [*procto-*; ῥαφή, suture]. Suture of the rectum or anus.

proctorrhea, proctorrhœa (*prok-tor-e'-ah*) [*procto-*; ῥοία, flow]. Escape of mucus through the anus.

proctoscope (*prok'-to-skōp*) [*procto-*; σκοπεῖν, to examine]. Instrument for inspecting the rectum.

proctoscopy (*prok-tos'-ko-pe*). Ocular inspection of the rectum with the aid of special instruments.

proctosigmoidectomy (*prok-to-sig-moid-ek'-to-me*) Excision of the anus and sigmoid flexure

proctospasm (*prok'-to-spazm*) [*procto-*; *spasm*]. Spasm or tenesmus of the rectum.

proctostasis (*prok-tos'-tas-is*) [*procto-*; στάσις, a standing still] Constipation due to non-response of the rectum to the defecation stimulus.

proctostenosis (*prok-to-sten-o'-sis*) [*procto-*; *stenosis*]. Stricture of the anus or rectum.

proctostomy (*prok-tos'-to-me*) [*procto-*; στόμα, a mouth]. The establishment of an opening into the rectum.

proctotome (*prok'-to-tōm*) [*procto-*; τομή, a cutting]. A cutting instrument used in proctotomy.

proctotomy (*prok-tot'-o-me*) [*procto-*; τομή, a cutting]. Incision into the rectum, especially for stricture. **p., external,** the operation of dividing the rectum and the anus and the tissue lying between the anus and the tip of the coccyx. **p., internal,** division of the parts as in external proctotomy, but without cutting the sphincters. **p., linear,** an incision of the dorsal rectal wall and of all the tissues lying between the anus and a subcutaneous opening made in front of the coccyx.

proctotoreusis (*prok-to-tor-ū'-sis*) [*procto-*; τορεύειν, to bore through]. The operation of making an opening into an imperforate anus.

proctotresia (*prok-to-tre'-ze-ah*) [*procto-*; τρῆσις, a boring]. The operation of making an opening into an imperforate anus.

proctovalvotomy (*prok-to-val-vot'-o-me*) [*procto-*; *valve*; τομή, a cutting]. Incision of the valves of the rectum

procursive (*pro-kur'-siv*) [*pro-*; *currere*, to run]. Running forward, as *procursive* epilepsy, a form in which the patient runs during the epileptic attack.

procurvation (*pro-kur-va'-shun*) [*procurvare*, to bend forward]. A forward inclination of the body.

prodigiosin (*pro-dij-e-o'-sin*). A red pigment formed by *Bacillus prodigiosus*.

prodigiosus toxin (*pro-dij-e-o'-sus*). See *Coley's fluid*.

prodromal (*pro-dro'-mal*) [*prodrome*]. Precursory; of the nature of a prodrome.

prodrome (*pro'-drōm*) [πρόδρομος, a running forward]. A forerunner of a disease; a symptom indicating the approach of a disease.

prodromic (*pro-dro'-mik*). See *prodromal*.
prodromous (*pro-dro'-mus*). Prodromal.
product (*prod'-ukt*) [*productive*]. Effect; result. **p., addition,** a compound resulting from the direct union of two bodies.
productive (*pro-duk'-tiv*) [*pro-; ducere,* to lead]. Forming, especially forming new tissue, as a *productive* inflammation.
proeminent (*pro-em'-in-ent*) [*pro-; eminens,* prominent]. Projecting. **p. vertebra,** the seventh cervical vertebra, so called because its spinous process projects beyond the others.
proencephalon (*pro-en-sef'-al-on*) [*pro-; ἐγκέφαλος,* brain]. Prosencephalon.
proencephalus (*pro-en-sef'-al-us*) [*pro-; ἐγκέφαλος,* brain]. A monster characterized by a protrusion of the brain through a fissure in the frontal region.
proenzyme (*pro-en'-zīm*). The substance which subsequently becomes an active ferment.
proerythroblast (*pro-er'-ith-ro-blast*). Same as *hematoblast*.
proferment (*pro-fer'-ment*). Zymogen.
proferrin (*pro-fer'-rin*) [*ferrum,* iron]. Iron nucleoproteinate.
professional (*profesh'-un-al*) [*profiteri,* to profess]. 1. Pertaining to a profession, especially to the medical profession; in keeping with medical ethics. 2. Produced by the practice of a profession, as *professional* neurosis (writers' cramp, telegraphers' cramp, etc.).
Profeta's law (*pro-fā'-tah*) [Giuseppe *Profeta,* Italian physician]. Healthy born children of syphilitic parents possess a certain immunity to syphilitic infection.
Profichet's disease (*pro-fe-sha'*) [Georges Charles *Profichet,* French physician, 1873–]. Calcareous nodules in the periarticular tissues.
proflavine (*pro-flā'-vēn*). Trade name of a form of acriflavine; it is diamino-acridine sulphate.
profluvium (*pro-floo'-ve-um*) [*profluere,* to flow forth]. A flux or discharge. **p. alvi,** diarrhea, **p. lactis,** excessive flow of milk. **p. muliebre.** Syn. of *leukorrhea*. **p. sanguinis,** hemorrhage **p. seminis.** 1. Syn. of *spermatorrhea* 2. Discharge of semen from the vagina after coitus.
profondometer (*pro-fon-dom'-et-ur*). An apparatus for ascertaining the site of a foreign body by the aid of the fluoroscope.
profundus (*pro-fun'-dus*) [L., "deep"]. Deep-seated; applied to certain muscles and nerves, and in the feminine, *profunda,* to certain arteries and veins. See under *artery*.
progamous (*prog'-am-us*) [πρό, before; γάμος, marriage]. Indicating that the sex of an individual is settled before the ovum is fertilized.
proganol (*pro-gan'-ol*). Trade name of a brand of protargin.
progaster (*pro-gas'-ter*). Same as *archenteron*.
progastrin (*pro-gas'-trin*). The precursor of the gastric secretin.
progenerate (*pro-jen'-er-āt*) [*progeny*]. One endowed with superior faculties. A genius
progenitalis (*pro-jen-it-a'-lis*) [*pro-; genital*]. Situated on the external genitals.
progenitor (*pro-jen'-it-or*) [*progeny*]. An ancestor.
progeny (*proj'-en-e*) [*pro-; gignere,* to beget]. Offspring; descendants.
progeria (*pro-je'-re-ah*) [πρόγερος, premature old age]. A rare form of senilism, of rapid onset, with retention of intelligence and without any perceptible cause, marked by loss of the hair, shriveling of the nails, and emaciation. Cf. *geromorphism*.
progestin (*pro-jes'-tin*) [*pro-; gestation*]. The corpus luteum hormone. It prepares the endometrium for the fertilized ovum.
proglossis (*pro-glos'-is*). The tip of the tongue.
proglottid (*pro-glot'-id*). Proglottis.
proglottis (*pro-glot'-is*) [*pro-; γλῶσσα,* tongue; pl., *proglottides*]. Mature segment of a tapeworm.
prognathic (*prog-na'-thik*). Syn. of *prognathous*.
prognathism (*prog'-na-thizm*) [*pro-; γνάθος,* jaw]. Having projecting jaws, or being prognathous. **p., alveolo-subnasal,** in craniometry, the prognathism measured by the angle included between the line joining the alveolar and subnasal points and the alveolo-condylean plane.
prognathous (*prog'-na-thus*) [*pro-; γνάθος,* jaw]. Having projecting jaws.
prognosis (*prog-no'-sis*) [*pro-; γνῶσις,* knowledge]. An opinion or judgment in advance concerning the duration, course, and termination of a disease. **p. anceps,** a doubtful prognosis. **p. fausta,** a favorable prognosis. **p. infausta,** an unfavorable prognosis. **p. quoad vitam,** a prognosis as regards life. **p. quoad restitutio ad integrum,** a prognosis as regards recovery.
prognostic (*prog-nos'-tik*) [*prognosis*]. Pertaining to prognosis.
prognosticate (*prog-nos'-tik-āt*) [*prognosis*]. To give a prognosis.
prognostician (*prog-nos-tish'-un*). One versed in prognosis.
progonic triad (*pro-gon'-ik*). Lobulation of the kidneys, indentation of the spleen, and a funnel-shaped appendix; said to be normal in the new-born. Called *progonism*.
progonism (*pro'-gon-izm*). See *progonic triad*.
progression (*pro-gresh'-un*) [*progredi,* to advance]. The act of advancing or moving forward. **p., backward,** a backward walking, a rare symptom of certain nervous lesions. **p., crosslegged,** walking with the legs almost crossing, a condition sometimes observed in bilateral hip-disease and in cerebral spastic palsy.
progressive (*pro-gres'-iv*) [see *progression*]. Gradually extending. **p. muscular atrophy,** chronic anterior poliomyelitis in which the large ganglion-cells of the anterior horns are gradually destroyed, which leads to atrophy of the muscles. **p. ossifying myositis,** a chronic inflammation of the muscles, associated with a tendency to bony deposits in them. **p. processes,** those which continue after the requirements of the organism have been satisfied.
progynon (*pro-ji'-non*). Steinach's name for a gland extract which rejuvenates. It is injected.
proiotia, proiotes (*pro-i-o'-she-ah, pro-i-o'-tēz*) [πρωιόρης, earliness]. Sexual precocity.
projectile (*pro-jek'-til*) [*pro-; jacere,* to throw]. Throwing forward. **p. vomiting,** a form sometimes observed in diseases of the brain; the vomitus is suddenly projected out of the mouth to some distance, generally without nausea.
projection (*pro-jek'-shun*) [see *projectile*]. 1. The act of throwing forward. 2. A part extending beyond the level of the surrounding surface. 3. The referring of impressions made on the organs of sense to the position of the object producing them. **p.-systems,** the name given to the pathways connecting the cerebral cortex with the periphery. The first projection system corresponds to the fibers passing through the corona radiata: the second, to the tracts proceeding downward to the gray matter from the third ventricle to the end of the spinal cord; the third, to the peripheral nerves.

Projicient (*pro-jish'-ent*) [*projiciens*, project]. Relating an organism to its environment, as by the neuromuscular senses.

prolabium (*pro-la'-be-um*) [*pro-*; *labium*, lip]. The red exposed part of the lip, also, the central prominence of the lip.

prolactin (*pro-lak'-tin*). A hormone from the pituitary gland which activates lactation

prolacto bread (*pro-lak'-to*). A bread for the use of diabetics said to contain over 33% of albuminoids, 17% of fats and no starches.

prolamine (*pro-lam'-ēn*). A gliadin, a vegetable protein, insoluble in water and in absolute alcohol, but soluble in dilute alcohol.

pro'lan. An ovarian activating hormone from the anterior lobe of the pituitary gland. One part, A, stimulates the secretion of estrin; the other, B, that of progestin. A-P-L.

prolapse (*pro-laps'*) [*prolabi*, to slip down]. The falling of a part. **p. of the cord,** premature expulsion of the umbilical cord during parturition. **p., frank,** uterine displacement in which the vagina is inverted and forms a bag hanging from the vulva, at bottom of which lies the uterus, generally retroverted, but otherwise unaltered. **p. of funis.** See *p. of the cord.* **p. of the iris,** protrusion of iris through a corneal wound.

prolapsus (*pro-lap'-sus*) [L.]. Prolapse, *q. v.* **p. ani,** prolapse of the anus.

prolepsis (*pro-lep'-sis*) [*pro-*; λαμβάνειν, to seize]. 1. The return of a paroxysm before the expected time. 2. Prognosis.

proleptic (*pro-lep'-tik*) [*pro-*; λαμβάνειν, to seize]. 1 Prognostic. 2. Returning sooner than expected

proleukemia (*pro-lū-ke'-me-ah*). Leukanemia.

proleukocyte (*pro-lū'-ko-sīt*). Leukoblast.

proliferate (*pro-lif'-er-āt*) [*proles*, offspring; *ferre*, to bear]. To multiply; to generate.

proliferation (*pro-lif-er-a'-shun*) [*proliferate*]. The act of proliferating or multiplying, as *proliferation* of cells. **p., atrophic,** the multiplication of cells in atrophic tissues.

proliferative, proliferous (*pro-lif'-er-a-tiv, pro-lif'-er-us*) [*proliferate*]. Multiplying; Formation of new tissues. **p. cyst,** a cyst in which the lining epithelium proliferates and produces projections from the inner surface of the cyst.

proliferin (*pro-lif'-er-in*). A hypothetical internal secretion, a possible causative factor in cancer.

prolific (*pro-lif'-ik*) [*proliferate*]. Fruitful.

proligerous (*pro-lij'-er-us*) [*proles*, offspring; *gerere*, to bear]. Germinating; producing offspring. **p. disc.** See *discus proligerus.*

prolin (*pro'-lin*). A product of hydrolysis by hydrochloric acid or by tryptic digestion of casein and gelatin.

promegaloblast (*pro-meg'-al-o-blast*). The precursor of a megaloblast.

prominence (*prom'-in-ens*). 1. A projection, especially on a bone. 2. The state of being prominent. **p., genital,** an accumulation of cells on the ventral aspect of the embryonic cloaca, from which the generative organs are developed.

prominentia (*prom-in-en'-she-ah*) [L.: *pl., prominentiæ*]. A prominence, or *projection.* **p. albicans.** Syn. of *corpus albicans.* **p. encephali.** Syn. of *corpora quadrigemina.* **p. laryngea.** Syn. of *pomum Adami.* **p. lentiformis.** Syn. of *nucleus, lenticular.* **p. natiformis.** Syn. of *nates of the corpora quadrigemina.* **prominentiæ orbiculares minores.** Syn. of the *testes of the corpora quadrigemina.* **p. semiovalis.** Syn. of *olivary body.* **p. sphærica,** a cerebral convolution. **p. spiralis,** a slight prominence on the outer wall of the cochlear duct, containing a small capillary vessel. **prominentiæ testiformes,** the testes of the corpora quadrigemina.

promnesia (*pro-ne'-se-ah*) [*pro-*; μνήσις, remembrance]. The paradoxical sensation of remembering things that never happened before.

promontory (*prom'-on-to-re*) [*pro-*; *mons*, a mountain]. A projecting prominence. **p. of the sacrum, p., sacrovertebral,** the prominence formed by the angle between the upper extremity of the sacrum and the last lumbar vertebra.

promyelocyte (*pro-mi'-el-o-sīt*). A neutrophile myelocyte.

pronæus (*pro-ne'-us*) [πρόναιος, the first room of a temple]. The vagina; also, its vestibule.

pronate (*pro'-nāt*) [see *pronation*]. Lying prone.

pronation (*pro-na'-shun*) [*pronare*, to bend forward]. 1. The condition of being prone; the act of placing in the prone position. 2. Of the hand, the turning of the palm downward.

pronatoflexor (*pro-na-to-fleks'-or*). Relating to the pronator and flexor muscles.

pronator (*pro-na'-tor*) [see *pronation*]. That which pronates, a term applied to some muscles. *q. v.*

pronaus (*pro'-na-us*) [*pro-*; νάος, temple]. The vestibule of the vagina.

prone (*prōn*) [*pronus*, prone]. Lying with the face downward; of the arm, having the palm directed downward; the opposite of supine.

pronephric (*pro-nef'-rik*) [*pro-*; νεφρός, a kidney]. In biology, of or pertaining to the peonephron, or the primitive kidney. **p. duct,** one of the four fundamental parts of the vertebrate urogenital system; the Wolffian duct.

pronephron, pronephros (*pro-nef'-ron, pro-nef'-ros*) [*pro-*; νεφρός, a kidney]. The primitive kidney; the anterior of the three segments of the Wolffian body, opening by means of the Muellerian duct into the cloaca. It is the first part of the urogenital system to be differentiated in the vertebrate embryo.

pronograde (*pro'-no-grād*) [*pronus*, inclined forward; *gradus*, a step]. Walking or standing on all fours, like quadrupeds See *orthograde*

pronucleus (*pro-nū'-kle-us*) [*pro-*; *nucleus*]. One of the two nuclear bodies of a newly fecundated ovum, the *male* pronucleus and the *female* pronucleus, the fusion of which results in the formation of the germinal nucleus.

proof-spirit. See *spirit.*

prootic (*pro-o'-tik*) [*pro-*; οὖς, ear]. In front of ear.

proovarium. See *parovarium.*

propæsin (*pro-pe'-sin*). Propyl ester of paraamidobenzoic acid; a local anesthetic. Trade name.

propagate (*prop'-ag-āt*) [*propagatus*]. To reproduce, procreate.

propagation (*prop-ag-a'-shun*). Reproduction.

propago (*pro-pa' go*) [L., "a slip or shoot;" pl., *propagines*]. An offset; applied to the smaller branches of vessels or nerves.

propaldehyde (*pro-pal'-de-hīd*). Propionic aldehyde, $CH_3.CH_2.CHO$.

propalinal (*pro-pal'-in-al*) [*pro-*; πάλιν, back, backward]. In biology, applied to the forward and backward action of the jaws of some animals.

propane (*pro'-pān*) [*propionic*], C_3H_8. A hydrocarbon, the third member of the marsh-gas series, occurring in petroleum.

prop-cells. Columnar or fusiform cells placed in the intervals of the rods and hair-cells of the organ of Corti. They are also known as supporting cells and cells of Deiters.

propedeutics, propædeutics (*pro-pe-dū'-tiks*) [*pro-; παιδεύειν*, to teach]. Preliminary instruction.

propene (*pro'-pēn*). Propylene.

propenyl (*pro'-pen-il*). See *glyceryl*.

propepsin (*pro-pep'-sin*) The zymogen of pepsin, found in the cells of the gastric glands.

propeptone (*pro-pep'-tōn*). See under *peptone*.

propeptonuria (*pro-pep-ton-ū'-re-ah*) [*propeptone; οὖρον*, urine]. The appearance of propeptone in the urine. It is said to occur in fevers, diphtheria, osteomalacia, and during the administration of styrax or phosphorus.

properitoneal (*pro-per-it-on-e'-al*) [*pro-; peritoneum*]. Situated in front of the peritoneum. **p. hernia**, a hernia the sac of which extends in various directions within the abdominal walls.

prophase (*pro'-fāz*) [*pro-; φαίνειν*, to show]. The first stage of karyokinesis or indirect cell-division.

prophylactic (*pro-fil-ak'-tik*) [see *prophylaxis*]. 1. Pertaining to prophylaxis. 2. A remedy or agent that prevents the development of disease. **p. forceps operation**, the routine delivery by forceps of the child in head presentations as soon as the head has come to rest on the pelvic floor, followed by the early removal of the placenta.

prophylactol (*pro-fil-ak'-tol*). A proprietary liquid said to consist of 20% of protargol and glycerol with the addition of mercury bichloride in the proportion of one part to 2000. It is used by injection in diseases of the urinary tract.

prophylaxis (*pro-fil-aks'-is*) [*προφυλάσσειν*, to keep guard before]. Prevention of disease; measures preventing the development or spread of disease.

propionate (*pro'-pe-on-āt*). A salt of propionic acid.

propione (*pro'-pe-ōn*) [*πρῶτος*, first; *πίων*, fat], $(C_2H_5)_2CO$. Diethyl ketone, a liquid obtained by the distillation of calcium propionate. Dose, as hypnotic, 8–45 gr. (0.5–3.0 Gm.); as sedative, 8 gr (0.5 Gm.).

propionic acid (*pro-pe-on'-ik*). See *acid, propionic*.

proplex (*pro'-pleks*). See *proplexus*.

proplexus (*pro-pleks'-us*) [*pro-; plexus*]. The choroid plexus of the lateral ventricles of the brain.

proponal (*pro'-pon-al*). Dipropylmalonylurea, used as an analgesic and hypnotic.

propons (*pro'-ponz*). The transverse white fibers in front of the pyramids and below the pons Varolii, the ponticulus.

proposote (*pro'-pos-ōt*). Creosote phenyl propionate, used as an intestinal antiseptic in capsules each containing 10 minims.

proprietary medicine. A medicine that is trademarked, patented, or secret.

proprioceptive impulses (*pro'-pre-o-sep-tiv*) [*proprius*, one's own; *capere*, to take]. Afferent nerve impulses which derive their stimulation from the tissues themselves.

proprioceptor (*pro-pre-o-sep'-tor*). A receptor which is stimulated by actions occurring within the organism. See *receptor*.

propriospinal (*pro-pre-o-spi'-nal*). Pertaining to the spine or spinal cord.

proprius (*pro'-pre-us*) [L.]. Individual; special, as flexor *proprius* pollicis, the special flexor of the thumb.

proptometer (*prop-tom'-e-ter*) [*proptosis; μέτρον*, a measure]. An instrument for measuring the amount of exophthalmos.

proptosis (*prop-to'-sis*) [*pro-; πτῶσις*, a falling]. A falling downward; prolapse.

propulsion (*pro-pul'-shun*) [*pro-, pellere*, to push]. 1. The act of pushing or driving forward. 2. A falling forward in walking, a condition seen in paralysis agitans. See *festination*.

propyl (*pro'-pil*) [*propionic*], C_3H_7. The radical of propane.

propylamine (*pro-pil'-am-in*) [*propyl; amine*]. 1; A liquid basic compound having the formula C_3H_9N, and existing in two forms, a *normal propylamine*, boiling at 47° C., and *isopropylamine*, boiling at 31.5° C. See under *ptomaine*. 2. A misnomer for an aqueous solution of trimethylamine, a colorless, caustic, antiseptic liquid.

propylene (*pro'-pil-ēn*) [*propyl*], C_3H_6. A gaseous hydrocarbon belonging to the series of the olefins.

pro re nata (*pro re na'-tah*) [L.]. A phrase signifying "according to the circumstances of the case."

prorennin (*pro-ren'-in*) [*pro-; rennin*]. The mother-substance, zymogen or preliminary material of rennin or chymosin.

prorsad (*pror'-sad*) [*prorsum*, forward]. Toward the anterior aspect.

prorsal (*pror'-sal*) [*prorsum*, forward]. Anterior; forward.

proscolex (*pro-sko'-leks*) [*pro-; σκώληξ*, a worm; pl., *proscolices*]. The embryo of a cestode worm immediately after leaving the egg.

prosecretin (*pro-se-kre'-tin*) [*pro-; secretin*] The precursor of secretin (*q. v.*); it is secreted by the epithelium of the small intestine.

prosect (*pro-sekt'*) [*pro-; secare*, to cut]. To dissect a subject or part for purposes of anatomical teaching or demonstration.

prosector (*pro-sek'-tor*) [*pro-; sector*, cutter]. One who prepares subjects for anatomical dissection or to illustrate didactic lectures.

prosectorium (*pro-sek-to'-re-um*). An anatomical laboratory; a dissecting room; a place where specimens are prepared for exhibition in a museum.

prosencephalon (*pros-en-sef'-al-on*) [*pro-; ἐγκέφαλος*, brain] The forebrain; that part of the anterior cerebral vesicle from which are developed the hemispheres, the corpus callosum, the anterior commissure, the fornix, the septum lucidum, the anterior perforated space, the olfactory lobes, and the corpus striatum.

prosocele, prosocœle (*pros'-o-sēl*) [*πρόσω*, forward; *κοῖλος*, a hollow]. The cavity of the prosencephalon. It is divided into three main divisions, a mesal cavity, the aula, and two lateral cavities, the paraceles, together with the rhinoceles (olfactory ventricles) or cavities of the olfactory bulbs

prosodemic (*pros-o-dem'-ik*) [*πρόσω*, forward; *δῆμος*, people]. Of a disease which is spread by individual contact as opposed to one which is spread by general means such as the water or milk supply.

prosogaster (*pros-o-gas'-ter*) [*πρόσω*, forward; *γαστήρ*, belly]. The foregut.

prosopalgia (*pros-op-al'-je-ah*) [*πρόσωπον*, the face; *ἄλγος*, pain]. Neuralgic pain in the distribution of the trigeminal nerve. Syn., *facial neuralgia; tic douloureux*.

prosopalgic (*pros-o-pal'-jik*) [*πρόσωπον*, face; *ἄλγος*, pain]. Affected with prosopalgia.

prosopantritis (*pros-op-an-tri'-tis*) [*πρόσωπον*, face; *ἄντρον*, cavity; *itis*, inflammation]. Inflammation of the frontal sinuses.

prosopantrum (*pros-op-an'-trum*) [*πρόσωπον*, face; *ἄντρον*, cavity]. A frontal sinus.

prosopectasia (*pros-o-pek-ta'-ze-ah*) [πρόσωπον, face; ἔκτασις, enlargement]. Morbid enlargement of the face.

prosopic (*pros-op'-ik*) [πρόσωπον, the face]. Relating to the face; facial.

prosopodiplegia (*pros-o-po-di-ple'-je-ah*) [πρόσωπον, the face; *diplegia*]. Double facial paralysis.

prosopodynia (*pros-o-po-din'-e-ah*) [πρόσωπον, face; ὀδύνη, pain]. Facial pain, or neuralgia.

prosoponeuralgia (*pros-o-po-nū-ral'-je-ah*). Synonym of *prosopalgia*.

prosopoplegia (*pros-o-po-ple'-je-ah*) [πρόσωπον, the face; πλήγη, stroke]. Facial paralysis.

prosopoplegic (*pros-o-po-ple'-jik*). Pertaining to, or suffering from, facial paralysis.

prosoposchisis (*pros-o-pos'-kis-is*) [πρόσωπον, face; σχίσις, fissure]. An oblique fissure or cleft of the face of a fetal monstrosity. It passes from the mouth to one of the orbits, and is usually associated with malformation of the brain.

prosopospasm (*pros'-o-po-spazm*) [πρόσωπον, face; *spasm*] Risus sardonicus.

prosoposternodymia (*pros-o-po-ster-no-dim'-e-ah*) [πρόσωπον, face; στέρνον, breast; δίδυμος, double]. A form of double monstrosity in which the twins are united by their faces and chests.

prosopothoracopagus (*pros-o-po-tho-rak-op'-ag-us*) [πόσωπον, the face; *thorax*; πάγος, that which is joined]. A double fetal monster in which the twins are united by the upper abdomen, chest, and face.

prosopotocia (*pros-o-po-to'-se-ah*) [πρόσωπον, face; τόκος, birth]. Face-presentation in parturition.

prosphysectomy (*pros-fiz-ek'-to-me*) [πρόσφυσις, a growing to; an appendage; ἐκτομή, excision]. Appendicectomy.

prostaden (*pros'-tad-en*) [*prostate*; ἀδήν, a gland]. An extract of prostate gland used in prostatic hypertrophy. Dose 30 gr. (2 Gm.) daily.

prostata (*pros'-tat-ah*). The prostate gland.

prostatalgia (*pros-ta-tal'-je-ah*) [*prostate*; ἄλγος, pain]. Pain in the prostate gland

prostatauxe (*pros-tat-awks'-e*) [*prostate*; αὔξη, increase]. Enlargement of the prostate gland

prostate, p. gland (*pros'-tāt*) [*pro-*; ἱστάναι, to stand]. The organ surrounding the neck of the bladder and beginning of the urethra in the male (*prostatic urethra*). It consists of two lateral lobes and a middle lobe, and is composed of muscular and glandular tissue; a distinct capsule surrounds it. The prostate often becomes enlarged in advanced life, and may then interfere with the emptying of the bladder.

prostatectomy (*pros-ta-tek'-to-me*) [*prostate*; ἐκτομή, excision]. Excision of part or all of the prostate

prostatelcosis, prostathelcosis (*pros-tat-el-ko'-sis, pros-tat-hel-ko'-sis*) [*prostate*; ἕλκωσις, ulceration]. Ulceration of the prostate.

prostatic (*pros-tat'-ik*) [*prostate*]. Relating to the prostate. **p. calculus**, a stone lodged in the prostate gland. **p. plexus.** 1. A collection of veins surrounding the neck and base of the bladder and the prostate gland. 2. A plexus of nerves derived from the pelvic plexus, and distributed to the prostate gland, seminal vesicles, and erectile tissue of the penis. **p. urethra**, that portion of the urethra surrounded by the prostate gland.

prostaticovesical (*pros-tat-ik-o-ves'-ik-al*). Pertaining to the prostate gland and the bladder.

prostatism (*pros'-tat-izm*). The condition caused by chronic disorders of the prostate.

prostatitic (*pros-tat-it'-ik*). Affected with prostatitis.

prostatitis (*pros-ta-ti'-tis*) [*prostate*; ιτις, inflammation]. Inflammation of the prostate gland.

prostatocele (*pros-tat'-o-sēl*) [*prostate*; κήλη, tumor]. An enlargement of the prostate gland, causing a tumor-like projection.

prostatocystitis (*pros-tat-o-sis-ti'-tis*) [*pvostate*; κύστις, bladder, ιτις, inflammation]. Inflammation of the prostate and urinary bladder.

prostatocystotomy (*pros-tat-o-sist-ot'-o-me*) [*prostate*; *cystotomy*]. Surgical incision of the prostate and bladder.

prostatodynia (*pros-tat-o-din'-e-ah*) [*prostate*; ὀδύνη, pain]. Prostatalgia.

prostatolith (*pros-tat'-o-lith*) [*prostate*; λίθος, a stone] A prostatic calculus.

prostatolysin (*pros-tat-ol'-is-in*). A cytotoxin obtained from prostatic tissue.

prostatomegaly (*pros-tat-o-meg'-al-e*) [*prostate*; μεγάλη, great]. Prostatic hypertrophy.

prostatometer (*pros-tat-om'-et-er*) [*prostate*; μέτρον, measure]. An instrument for estimating the size of an enlarged prostate.

prostatomy (*pros-tat'-o-me*). Prostatotomy.

prostatomyomectomy (*pros-tat-o-mi-o-mek'-to-me*) Removal of a prostatic myoma.

prostatoncus (*pros-tat-ong'-kus*) [*prostate*; ὄγκος, tumor]. A tumor of the prostate.

prostatorrhea (*pros-tat-or-e'-ah*) [*prostate*; ῥοία, flow] A thin urethral discharge coming from the prostate gland.

prostatotomy (*pros-ta-tot'-o-me*) [*prostate*; τομή, a cutting]. Incision into the prostate gland.

prostatotoxin (*pros-tat-o-toks'-in*). A cytotoxin obtained from the prostate gland.

prostatovesiculitis (*pros-tat-o-ves-ik-ū-li'-tis*). Inflammation of the seminal vesicles combined with prostatitis.

prostheon. See *prosthion*.

prosthesis (*pros'-thes-is*) [πρός, to; θέσις, a placing]. Replacement of a missing part by an artificial substitute. **p., Gersuny's paraffin**, the replacement of the cartilaginous portion of the nasal septum by paraffin.

prosthetic (*pros-thet'-ik*) [*prosthesis*]. Pertaining to prosthesis.

prosthetics (*pros-thet'-iks*) [*prosthesis*]. The branch of surgery that deals with prosthesis.

prosthetist (*pros'-thet-ist*). One who makes artificial limbs, or artificial dentures.

prosthion (*pros'-the-on*) [πρόσθιος, foremost]. Alveolar point. See *craniometric points*.

prosthodontist (*pros-tho-don'-tist*) [*prosthesis*; ὀδους, tooth]. A dentist who specializes in the mechanical line of his profession.

prostholytic (*pros-tho-lit'-ik*) [πρόσθεν, before; λύειν, to loosen]. Progressive change.

prostitution (*pros-tit-ū'-shun*) [*prostituere*, to expose publicly]. The condition or act of a person who indiscriminately lets the body for sexual intercourse, for pay.

prostrate (*pros'-trāt*) [*pro-*; *sternere*, to spread out]. Lying at full length.

prostrated (*pros'-tra-ted*) [*pro-*; *sternere*, to spread]. Exhausted; stricken down.

prostration (*pros-tra'-shun*) [*prostrate*]. 1. The condition of being prostrate. 2. Extreme exhaustion of nervous or muscular force. **p., nervous**, general exhaustion from excessive expenditure of nervous energy.

protagon (*pro'-tag-on*) [πρῶτος, first; ἄγειν, to lead], $C_{150}H_{308}N_5PO_{38}$. A crystalline glucoside found in nervous tissue, and yielding when boiled with baryta the decomposition-products of lecithin.

protagulin (*pro-tag'-ū-lin*). Trade preparation of prothrombin, used for checking hemorrhage.

protal (*pro'-tal*) [πρῶτος, first]. First; primary; initial; hereditary.

protalbumose (*pro-tal'-bū-mōs*). Same as *proto-albumose*. See under *albumose*.

protamine (*pro-tam'-in*) [πρῶτος, first; *amine*], $C_{15}H_{32}N_9O_2$. 1. A simple protein, soluble in water, uncoagulable by heat, and capable of precipitating aqueous solutions of other proteins. 2. An organic base found with nuclein in the spawn of salmon.

protan (*pro'-tan*). A preparation of tannin and casein, insoluble in water or dilute acid solutions; employed as an intestinal astringent.

protanopia (*pro-tan-o'-pe-ah*) [πρῶτος, first; *anopia*]. A defect in a first constituent, essential for color-vision, as in red-blindness.

protargin (*pro-tar'-jin*). Silver protein, a colloidal compound of silver with proteins.

protargol (*pro-tar'-gol*). A silver albumose occurring as a yellow powder, containing 8% of silver; freely soluble in water. It is recommended in gonorrhea in 0.25 to 1% solutions.

proteal (*pro'-te-al*). A hydrolyzed vegetable protein for hypodermic use.

protean (*pro'-te-an*) [*proteus*]. 1. Taking on many shapes, as a *protean* disease, *protean* eruption. 2. Any first hydrolytic derivative of a protein.

proteantigen (*pro-te-an'-te-jen*). A protein used as a therapeutic antigen.

protease (*pro'-te-ās*). An enzyme which digests proteins.

protectin (*pro-tek'-tin*). 1. A substance which develops in blood-serum when allowed to stand *in vitro*, and which protects the red blood corpuscles against hemolytic action. 2. Tissue paper with a coating of adhesive rubber mixture on one side.

protective (*pro-tek'-tiv*) [*protect*]. 1. A covering, so as to shield against harm; guarding against harm, as a *protective* dressing. 2. A surgical dressing made of oil-silk. **p. protein.** See *protein, defensive.*

proteic (*pro-te'-ik*). Relating to protein. **p. substances,** proteins.

proteid (*pro'-te-id*). 1. See *protein.*

proteiform (*pro-te'-if-orm*). Having various forms.

protein (*pro'-te-in*) [πρῶτος, first]. An organic substance, consisting essentially of C, H, N, O, and S, characteristic of living matter, and found, in various forms, in animals and plants; albumin. For tests, see *albumin.* **p.s., adequate,** those proteins which furnish the body with all nitrogenous compounds necessary for maintenance and growth. **p., autologous,** a protein found normally in the human body. **p., bacterial,** one formed by the action of a microorganism. **p., bacterial cellular,** any protein found in the bodies of bacteria. **p.s, coagulated.** See *coagulated proteins.* **p., complete,** same as *p., adequate, q. v.* **p.s, compound,** or **conjugated,** a class of bodies more complex than simple proteins, which yield as nearest splitting products, simple proteins on one side and non-protein bodies, such as coloring matters, carbohydrates, xanthin bases, etc., on the other. They are divided into three groups—the hemoglobins, glycoproteids, and nucleoproteids. **p., defensive,** one of the proteins existing in the blood and rendering the system immune to infectious diseases. **p., derivative,** a protein derived by hydrolysis from a protein molecule. **p., immune,** an antitoxin. **p., pyocyaneous,** a preparation made from cultures of *Bacillus pyocyaneus.* It is recommended in the treatment of suppurating ulcers. **p., tissue,** that portion of protein ingested which is used to replace tissue waste or to form new tissue.

protein-fat (*pro'-te-in-fat*). Soap-albumin.

proteinochromogen (*pro-te-in-o-kro'-mo-jen*) [*protein;* χρῶμα, color; γεννᾶν, to produce]. Same as tryptophan, *q. v.*

proteinol (*pro'-te-in-ol*) [*proto-; oleum,* oil]. A form of food for infants and invalids. It contains proteins, fats, carbohydrates and lime-salts.

protein-therapy (*pro-te-in-ther'-a-pe*). Treatment of disease by a protein not found normally in the body.

proteinuria (*pro-te-in-ū'-re-ah*). The passage of albumin, or other protein, in the urine.

proteogens (*pro'-te-o-jens*). Trade name of a class of preparations containing non-specific vegetable proteins, enzymes, lipoids, vitamins, and other derivatives from plants.

proteol (*pro'-te-ol*). Trade name of an antiseptic dressing powder made by the action of formaldehyde on casein.

proteolysis (*pro-te-ol'-is-is*), [πρῶτος, first; λύσις, solution]. The change produced in proteins by ferments that convert them into diffusible bodies.

proteolytic (*pro-te-o-lit'-ik*) [*proteolysis*]. Pertaining to, characterized by, or effecting proteolysis.

proteometabolic (*pro-te-o-met-ab-ol'-ik*). Pertaining to proteometabolism.

proteometabolism (*pro-te-o-met-ab'-ol-izm*) [*protein; metabolism*]. The processes of digestion, absorption, and utilization of proteins

proteopeptic (*pro-te-o-pep'-tik*). Pertaining to protein digestion.

proteopexic (*pro-te-o-pek'-sik*). Pertaining to the fixation of proteins within the body.

proteopexy (*pro-te-o-pek'-se*) [*protein;* πῆξις, a fixing]. The fixation of proteins within the body.

proteose (*pro'-te-ōs*) [πρῶ.ος, first]. Any one of a group of bodies formed in gastric digestion, intermediate between the food proteins and the peptones, called antipeptone, hemipeptone, etc.

Proteosoma (*pro-te-o-so'-mah*) [Πρωτεύς, a sea god, capable of assuming many forms, σῶμα, a body]. A genus of parasitic protozoa which infest the blood of birds.

proteosotherapy (*pro-te-o-so-ther'-ap-e*). Treatment of disease by proteoses given parenterally.

proteosuria (*pro-te-o-sū'-re-ah*) [*proteose;* οὖρον, urine]. The presence of proteoses in the urine.

proteuria (*pro-te-ū'-re-ah*). The presence of proteins in the urine.

Proteus (*pro'-te-us*) [L.]. A genus of *schizomycetes.*

prothesis (*proth'-es-is*). Prosthesis.

prothetic (*pro-thet'-ik*). See *prosthetic.*

prothrombase (*pro-throm'-bās*). Same as prothrombin, *q. v.*

prothrombin (*pro-throm'-bin*). Same as *thrombogen, q. v.*

prothyle, prothyl (*pro-thi'-le, pro'-thil*). See *protyle, protyl.*

prothymia (*pro-thi'-me-ah*) [προθῡμια, zeal, readiness]. Intellectual alertness.

protides (*pro'-tids*) [*proteid*]. Simple proteins or substances which on hydrolysis yield simple proteins or the products of their hydrolysis (Name proposed by the Union of Pure and Applied Chemistry for the name "protein.")

protiodide (*pro-ti'-o-dīd*) [πρῶτος, first; *iodide*]. A salt containing the least amount of iodine of the iodides of the same base. See *proto-.*

protista (*pro-tis'-tah*) [πρῶτος, first]. Haeckel's name for those lower organisms which are not readily referred to the plant or animal kingdom.

protistologist (*pro-tis-tol'-o-jist*). One versed in protistology.

protistology (*pro-tis-tol'-o-je*) [*protista*]. Microbiology; protozoology and bacteriology.

proto- (*pro-to-*) [πρῶτος, first]. 1. A prefix signifying first. 2. In chemistry, a prefix signifying the lowest of a series of compounds of the same elements, as *proto*iodide, *proto*chloride, *proto*xide.

protoalbumose (*pro-to-al'-bū-mōs*). See *albumose*.

protobe (*pro'-tōb*). d'Herelle's name for the bacteriophagic organism which is a parasite of parasites, and not a chemical factor.

protobion (*pro-to'-be-on*) [proto; βίος, life]. The first organism.

protoblast (*pro'-to-blast*) [*proto-*; βλαστός, germ]. A cell without a cell-wall.

protoblastic (*pro-to-blas'-tik*). Pertaining to a protoblast.

protocatechuic acid (*pro-to-kat-e-chū'-ik*) [*proto-*; *catechu*], $C_7H_6O_4$. Dioxybenzoic acid, an acid sometimes occurring in the urine.

protochloride (*pro-to-klo'-rid*). See *proto-* (*2*).

protocol (*pro'-to-kol*). 1. A clinical history. 2. Notes of various steps of an experiment.

protocone (*pro'-to-kōn*) [*proto-*; κώνος, cone]. The mesobuccal cusp on an upper premolar tooth.

protoconid (*pro-to-kon'-id*). The mesobuccal cusp on a premolar tooth of the lower jaw.

protocurarine (*pro-to-kū-rah'-rēn*). A poisonous alkaloid said to be derived from curare.

protodiaclisis, (*pro-to-di-ak-li'-sis*) [*proto-*; διά, through; συμφιλέω, sympathy]. In biology, a term to designate judgment and discrimination.

protoelastose (*pro-to-e-las'-tōs*). Hemielastin; one of the products of digestion of elastin

protogala (*pro-tog'-al-ah*) [*proto-*; γάλα, milk]. Synonym of *colostrum*.

protogaster (*pro-to-gas'-ter*) [*proto-*; γαστήρ, stomach]. The primitive intestinal cavity of a gastrula; the foregut.

protogen (*pro'-to-jen*) [*proto-*; γεννᾶν, to produce]. 1. Any albuminoid compound which does not coagulate when heated in aqueous solution. 2. A dietetic obtained by action of formaldehyde on egg-albumen.

protoglobulose (*pro-to-glob'-ū-lōs*). One of the primary products of the digestion of globulin.

protogonocyte (*pro-to-gon'-o-sit*) [*proto-*; *gonocyte*]. One of the two cells resulting from the separation or division of the impregnated ovum.

protoiodide (*pro-to-i'-o-did*). See *protiodide*.

protolac (*pro'-to-lak*). Trade name of a brand of calcium caseinate.

protoleukocyte (*pro-to-lū'-ko-sīt*). One of the minute lymphoid cells found in the red bone-marrow and also in the spleen.

protometer (*pro-tom'-et-er*) [*proto-*; μέτρον, a measure]. An instrument for measuring the forward projection of the eyeball.

protomyosinose (*pro-to-mi-o'-sin-ōs*) [*proto-*; *myosin*]. A product of the primary digestion of myosin.

proton (*pro'-ton*) [*proto-*]. 1. The primitive, undifferentiated mass of cells or rudiment of a part; the equivalent of *anlage*. 2. The nuclear positive corpuscle of electricity.

protonephron (*pro-to-nef'-ron*) [*proto-*; νεφρός, kidney]. The pronephron, metanephron, and mesonephron taken together; the primitive kidney.

protoneuron (*pro-to-nū'-ron*) [*proto-*; νεῦρον, nerve]. One of a peculiar type of bipolar neurons or ganglion-cells of the cerebrospinal system, characterized by the entrance of the axis-cylinder of an afferent nerve-fibril through one of its prolongations, terminating in its endoplasm. It constitutes a primary independent centripetal end-organ.

protonuclein (*pro-to-nū'-kle-in*), $C_{29}H_{49}N_{10}P_8O_{22}$. A preparation from the lymphoid tissues of animals with the addition of milk-sugar and gum-benzoin. Used as an invigorator. Dose. 3–10 gr. (0.2–0.65 Gm.) several times daily Applied also in substance to cancerous wounds.

protopathic (*pro-to-path'-ik*) [*proto-*; πάθος, disease]. 1. Primary; relating to the first lesion. 2. Pertaining to the first evidence of a return of function; said of the appearance of imperfect sensibility in a nerve after an injury. 3. Pertaining to nerves responding only to pain and extreme changes of temperature and in which the sensibility and localization are of a low order.

protopathy (*pro-top'-ath-e*) [*proto-*; πάθος, disease]. A primary disease.

protopepsia (*pro-to-pep'-se-ah*) [*proto-*; πέπτειν, to cook]. A primary process of digestion as that of starches by the saliva.

protophyte (*pro'-to-fīt*) [*proto-*; φυτόν, plant]. Any plant of the lowest and most primitive type. The *Schizomycetes*, or bacteria (*q. v.*), may be classed as protophytes, with other low vegetable forms. The protophytes have no visible reproductive organs.

protopine (*pro'-to-pīn*) [*proto-*; ὄπιον, opium], $C_{20}H_{19}NO_5$. A hypnotic and analgesic alkaloid from opium; dose 40–150 gr. (2.5–10 0 Gm.).

protoplasis (*pro-to-pla'-sis*) [*proto-*; πλάσσειν, to form]. The primary formation of tissue

protoplasm (*pro'-to-plazm*) [*proto-*; *plasma*]. 1. The viscid material constituting the essential substance of living cells, upon which all the vital functions of nutrition, secretion, growth, reproduction, irritability, and motility depend. When highly magnified, the protoplasm of most cells appears as a net-work (*spongioplasm*), containing a more fluid substance (*hyaloplasm*) in its meshes. 2. Those portions of the cell-body adjacent to the nucleus; or, the primary active portion of the cell as distinguished from the paraplasm or secondary and passive portion.

protoplasmatic (*pro-to-plaz-mat'-ik*). Synonym of protoplasmic.

protoplasmic (*pro-to-plaz'-mik*) [*protoplasm*]. 1. Pertaining to protoplasm. 2. Composed of protoplasm. **p. process.** See under *process*.

protoplast (*pro'-to-plast*) [*proto-*; πλαστός, formed, molded]. 1. An embryonic cell. 2. Protoplasm.

protoplastin (*pro-to-plast'-in*) [*protoplasm*]. The basal substance of protoplasm.

protoprotein (*pro-to-pro'-te-in*). That material which, converted into organized nucleoproteids, forms living matter.

protoproteose (*pro-to-pro'-te-ōs*) [*proto-*; *proteose*]. Primary proteose; further digestion changes it into deuteroproteose.

protosalt (*pro'-to-sawlt*) In chemistry, that one of two or more compounds of a metal with an acid which contains relatively the least quantity of metal.

protospasm (*pro'-to-spasm*). A spasm beginning in one part and extending to others.

protosulphate (*pro-to-sul'-fāt*). The one of a series of sulphates which contains relatively the smallest amount of sulphuric acid.

protosyphilis (*pro-to-sif'-il-is*). Primary syphilis.

prototh rombin. See *prothrombin.*

prototoxins (*pro-to-toks'-ins*) [*proto-; toxins*]. Dissociation-products of toxins differing from deuterotoxins and tritotoxins in having a stronger affinity than either for the antitoxins.

prototoxoid (*pro-to-toks'-oid*) [*proto-; toxoid*]. A transformation-product of prototoxin in which toxicity is lost, but the combining power retained.

prototrophic (*pro-to-tro'-fik*) [*proto-; τροφή*, nourishment]. Applied to organisms which do not require organic matter or have not the faculty of decomposing protein stuff.

prototype (*pro'-to-tīp*) [*proto-; τύπος*, a type]. An original type; a type after which others are copied.

protozoologist (*pro-to-zo-ol'-o-jist*). One versed in protozoology.

protozoology (*pro-to-zo-ol'-o-je*). The study of protozoa.

protozoon (*pro-to-zo'-on*) [*proto-; ζῷον*, animal, pl., *protozoa*]. One of the lowest class of the animal kingdom, comprising organisms which consist of simple cells or colonies of cells, and which possess no nervous or circulatory system.

protractor (*pro-trak'-tor*) [*pro*, before; *trahere*, to draw]. 1. A surgical instrument used for drawing extraneous bodies from wounds. 2. A muscle that draws forward.

protrahens (*pro-tra'-henz*) [L.]. A drawing forward. **p. auriculæ**, a muscle drawing the pinna forward. It is known, also, as the *attrahens aurem*. See *muscles, table of.* **p. lentis**, the ciliary muscle of the eye.

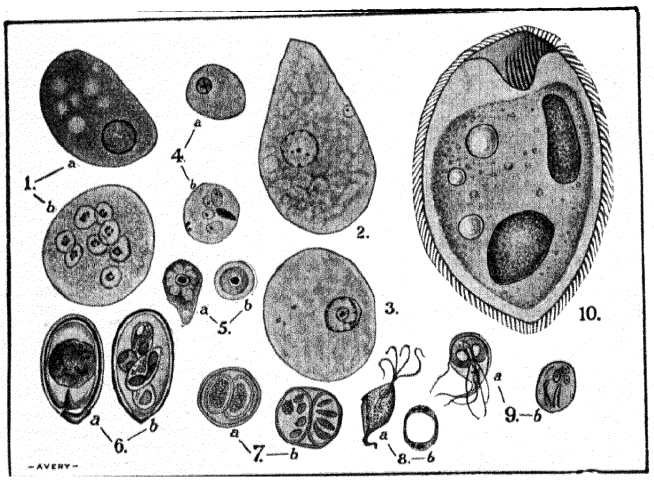

IMPORTANT PATHOGENIC PROTOZOA OF THE INTESTINAL TRACT. (*Illustrations of amoebae from Walker—others from Doflein.*)

(1*a*) Motile *E. coli*. Note large amount and peripheral arrangement of chromatin in nucleus. (1*b*) Encysted *E. coli*. Note larger size than *E. histolytica* cyst, 8 ring-form nuclei and absence of chromidial bodies. (2) Motile *E. histolytica* from acute dysenteric stool. Note histolytica nucleus with scanty chromatin. (3) Tetragena type of *E. histolytica* from case of chronic dysentery. Note greater amount of chromatin and central karyosome with centriole. (4*a*) Preëncysted *E. histolytica* from carrier. Note small size and heavy peripheral ring of chromatin in nucleus, making this feature of chromatin in nucleus similar to the larger *E. coli*. (4*b*) Encysted *E. histolytica* from dysentery convalescent. Note small size, 4 ring nuclei and a dark chromatin-staining mass, "chromidial body." (5*a* and 5*b*) Motile and encysted cultural amoebae from Manila water supply. (6*a* and 6*b*) Oocyst and sporozoite production in 4 spores of *Eimeria stiedae*. (7*a* and 7*b*) Oocyst with 2 sporoblasts and oocyst with 2 spores containing 4 sporozoites of *Isospora bigemina*. (8*a*) Vegetative *Trichomonas intestinalis*. (8*b*) *Blastocystis hominis*. (9*a* and 9*b*) Vegetative and encysted *Giardia intestinalis* (10) *Balantidium coli*

protovertebra (*pro-to-ver'-te-brah*). A mesoblastic segment formed on the side of the embryonic notochord.

protovertebral (*pro-to-ver'-teb-ral*). Pertaining to a protovertebra.

protoxide (*pro-toks'-id*). See *proto-* (2).

protoxoid (*pro-toks'-oid*). Same as *prototoxoid.*

protoxyl (*pro-toks'-il*). An organic compound containing 37.69 % of arsenic.

protozoa (*pro-to-zo'-ah*). Plural of *protozoon.*

protozoacide (*pro-to-zo'-ah-sīd*) [*protozoa; cædere*, to kill]. 1. Causing destruction of protozoa. 2. An agent which will kill protozoa.

protozoal, protozoan (*pro-to-zo'-al, pro-to-zo'-an*) [*proto-; ζῷον*, animal]. 1. First, lowest, primitive. 2. Pertaining to protozoa.

protozoiasis (*pro-to-zo-i'-as-is*). The existence of protozoa in the stools.

protrusor (*pro-troo'-sor*) [*protrudere*, to thrust forward]. Anything protruded or which protrudes. **p. labii inferioris**, the corrugator muscle of the lower lip. **p. linguæ.** Synonym of *genioglossus.* See *muscles, table of.*

protrypsin (*pro-trip'-sin*). See *trypsinogen.*

protuberance (*pro-tū'-ber-ans*) [*protuberantia; pro*, forward; *tuber*, a swelling]. A knob-like projecting part. **p., annular.** Synonym of *pons Varolii.* **p., cerebral.** 1. Synonym of *pons Varolii.* 2. The prominence formed by the upper or anterior of the cerebral flexures of the embryo. **p., external occipital**, the central prominence on the outer surface of the flat portion of the occipital bone. **p., frontal.** 1. The prominence of the frontal bone. 2. The prominence formed by the lower of the two

flexures of the cephalic end of the embryo. **p., inferior maxillary,** in the embryo, a prominence formed on each side by a division of the first pharyngeal arch, and representing the rudiments of the lower jaw. **p., internal occipital,** a slight central prominence on the inner surface of the tabular portion of the occipital bone. **p., lateral frontal,** an elevation on either side of the frontal prominence of the embryo. **p., mental,** a synonym of *prominence, mental.* **p., natiform,** the nates of the corpora quadrigemina. **p., occipital.** See *p., external occipital,* and *p., internal occipital.* **p., parietal,** the eminence of the parietal bone, situated near the sagittal suture. **p., superior maxillary,** a prominence formed on each side of the embryo by a division of the first pharyngeal arch.

protyle, protyl (*pro-tī'-le- pro'-til*) [*proto-*; ὕλη, matter]. The hypothetical primal substance from which all living matter is supposed to be derived; the supposed primitive universal element.

protylin (*pro'-til-in*). A synthetic product containing 2 7% of phosphorus; used in neurasthenia. Dose 2–4 coffeespoonfuls

proud flesh. Exuberant granulation tissue

prove. To test the action of a drug on a normal healthy person, and to note the effects both subjective and objective.

provertebra (*pro-ver'-te-brah*). Protovertebra.

provisional (*pro-vizj'-on-al*) [*providere,* to provide]. For temporary use, as *provisional* callus.

provitamin (*pro-vī'-tam-in*). 1. A hypothetical precursor of a vitamin. 2 Ergosterol is sometimes called provitamin D.

Prowazek's bodies (*pro-vat'-sek*) [Stanislas Josef Mathias von *Prowazek,* German protozoologist, 1876–1915]. Structures occurring in Guarnieri's vaccine bodies.

proximad (*proks'-im-ad*) [see *proximal*]. Toward the proximal end.

proximal (*proks'-im-al*) [*proximus,* nearest]. Nearest to the body or the median line of the body, or some other point considered as the center of a system.

proximate (*proks'-im-āt*) [see *proximal*]. Nearest, immediate, as *proximate* cause **p. principle,** a substance existing under its own form in animal solids or fluids, that can be extracted without altering or destroying its chemical properties.

proximo-ataxia (*prok-se-mo-at-aks'-e-ah*) [*proximus,* nearest; *ataxia*]. Lack of coordination in the muscles of the proximal part of the limbs; in opposition to *acroataxia.*

proximobuccal (*proks-im-o-buk'-kal*). Pertaining to the proximal and buccal surfaces of a tooth.

proximolabial (*proks-im-o-lā-be-al*). Pertaining to the proximal and labial surfaces of a tooth.

proximolingual (*proks-im-o-ling'-gwal*). Relating to the proximal and lingual surfaces of a tooth.

prox. luc. Abbr. of *proxima luce,* the day before.

prozonal (*pro-zo'-nal*) [*pro-*; *zona,* a zone]. Applied to nerve-trunks lying in front of a sclerozone.

prozymogen (*pro-zi'-mo-jen*). An intranuclear substance which, after being discharged into the cytoplasm, becomes zymogen.

prual (*proo'-al*). A virulent toxic substance said to be obtained from the root of *Coptosapelta flavescens,* a rubiaceous plant of Malaya.

pruinate (*proo'-in-āt*) [*pruina,* hoar-frost]. Appearing as if covered with hoar-frost.

prune-juice expectoration (*proon-joos*). A peculiar bloody sputum, of a dark purple color, resembling prune-juice. It occurs in low forms of croupous pneumonia, in gangrene and carcinoma of the lung.

prunin (*proo'-nin*). A resinoid from *Cerasus serotina;* the dose is about 2 gr. (0 125 Gm.).

prunoids (*proo'-noids*). Trade name of a preparation containing prunes, phenolphthalein, cascara sagrada, and de-emetinized ipecac.

prunum (*proo'-num*) [L.]. Prune. The *prunum* of the U. S. P. is the partly dried fruit of *Prunus domestica,* of the order *Rosaceæ.* Prunes are laxative.

Prunus (*proo'-nus*) [L.]. A genus of trees of the order *Rosaceæ. P. domestica* is the source of the prune. The ripe seed of *P. amygdalus* is the *amygdala dulcis* of the U. S. P. *P. serotina* yields wild-cherry bark. **P. laurocerasus,** cherry laurel; its leaves yield hydrocyanic acid. **P. virginiana** (U. S. P.), wild-cherry, contains a volatile oil, hydrocyanic acid, tannic acid, a resin, and other substances. It is used as a tonic and sedative in gastric debility and general irritation of the system, and is a common ingredient of cough-mixtures. Dose of the *fluid-extract* of wild-cherry (*fluidextractum pruni virginianæ,* U. S. P.) 1 dr. (4 Cc.); of the *infusion* (*infusum pruni virginianæ,* U. S. P.) 2–3 oz. (64–96 Cc.); of the *syrup* (*syrupus pruni virginianæ,* U. S. P.) ½ oz. (16 Cc.).

pruriginous (*proo-rij'-in-us*) [*prurigo*]. Pertaining to or resembling prurigo.

prurigo (*proo-ri'-go*) [*prurire,* to itch]. 1. A chronic inflammatory disease of the skin, characterized by small pale papules and severe itching. The papules are deeply seated, and are most prominent on the extensor surfaces of the limbs. The disease begins in early life and is usually incurable. 2. Pruritus.

pruritic (*proo-rit'-ik*) [*pruritus*]. Pertaining to pruritus; itching.

pruritus (*proo-ri'-tus*) [*prurire,* to itch]. Itching, a peculiar uncomfortable sensation due to irritation of the peripheral sensory nerve, and leading to scratching. It may be a symptom of other diseases of the skin or an independent neurosis. The latter receives its name from the part affected, as *pruritus* ani, *pruritus* vaginæ **p., bath,** a burning sensation varying from a slight pricking to an intense itching experienced by some persons after a bath. **p. hiemalis,** a form affecting certain persons only in winter, especially in dry climates. **p. senilis,** the pruritus of the aged, at times due to degenerative changes in the skin. **p. senilis of the tongue,** a form of glossitis occurring in the aged, characterized by itching and burning of the tongue. **p. vulvæ,** hyperesthesia of the nerves of the vulva accompanied by intense itching.

Prussak's fibers (*proos'-ak*) [Alexander *Prussak,* Russian otologist, 1839–1907]. The bands which, coming from the roof of the external auditory canal, pass on to the membrana tympani and form the lateral boundaries of Shrapnell's membrane; they are made up of elastic and connective-tissue fibers and contain blood-vessels and nerves. **P.'s pouch, P.'s space,** the small space formed in the attic of the middle ear by the external ligament of the malleus above, the short process of the malleus below, the neck of the malleus internally, and Shrapnell's membrane externally.

Prussian blue. Ferric ferrocyanide; used in the arts as a dye; it was formerly employed in medicine as a febrifuge, tonic, and alterative. Dose 3–5 gr. (0.2–0 32 Gm.)

prussiate (*proos'-i-āt*). 1. Any salt of prussic or hydrocyanic acid; a cyanide. 2. Particularly a ferricyanide or ferrocyanide.

prussic acid. See *acid, hydrocyanic.*

psalis (*sa'-lis*) [ψαλίς, arch]. The cerebral fornix.

psalterial (*sawl-te'-re-al*). Pertaining to a psalterium.

psalterium (*sawl-te'-re-um*) [ψαλτήριον, a psaltery: *pl., psalteria*]. 1. Synonym of the *lyra.* 2. A group of longitudinal fibers on the floor of the Sylvian aqueduct. 3. In biology, the third compartment of the complicated stomach of the *pecora* or true ruminants; also called *manyplies.*

psamma (*sam'-ah*) [ψάμμος, sand]. Sand occurring as a urinary deposit.

psammocarcinoma (*sam-o-kar-sin-o'-mah*). See *carcinoma psammosum.*

psammoma (*sam-o'-mah*) [ψάμμος, sand; ὄμα, tumor]. A firm tumor found in the membranes of the brain, the choroid plexus, and in other parts, and characterized by the presence of peculiar calcareous particles. The tumor is generally a fibrosarcoma.

psammosarcoma (*sam-o-sar-ko'-mah*) [ψάμμος, sand; *sarcoma*]. A sarcoma containing areas of calcareous degeneration.

psammotherapy (*sam-o-ther'-ap-e*) [ψάμμος, sand; θεραπεία, treatment]. Ammotherapy; the therapeutic use of the sand-bath.

psammous (*sam'-us*) [ψάμμος, sand]. Sandy; sabulous.

pselaphesis (*sel-af-e'-sis*) [ψηλάφησις, touch]. 1. The act of groping with the fingers, seen in the low delirium of fevers; carphology. 2. Tickling, or ticklishness.

pselaphia (*sel'-a'-fe-ah*) [ψηλαφία, touch]. 1. Digital examination or exploration. 2. The same as *pselaphesis.*

psellism, psellismus (*sel'-izm, sel-iz'-mus*) [ψλλεισμός, a stammering]. 1. Stuttering or stammering. 2. Defective speech due to hare-lip or to cleft palate. **psellismus mercurialis,** the unintelligible, hurried, jerking speech accompanying mercurial tremor.

pseud-, pseudo- (*sūd-, sū-do-*) [ψευδής, false]. A prefix meaning false.

pseudaconitine (*sū-dak-on'-it-ēn*) [*pseud-; aconite*]. $C_{36}H_{49}NO_{12}$. An extremely poisonous alkaloid from *Aconitum ferox.*

pseudacousia, pseudacousma, pseudacusis (*sū-dak-oos'-e-ah, -mah, -ū'-sis*) [*pseud-;* ἄκουσις, a hearing]. A disturbance of hearing in which the person's own voice sounds strange or peculiar, being altered in pitch and quality.

pseudacromegaly (*sū-dak-ro-meg'-al-e*) [*pseud-; acromegaly*]. Enlargement of the face and extremities without any involvement of the pituitary gland.

pseudactinomycosis (*su-dak-tin-o-mi-ko'-sis*). A form of pulmonary tuberculosis in which the sputum contains actinomycosis-like bodies.

pseudæsthesia (*sū-des-the'-ze-ah*). See *pseudesthesia.*

pseudagraphia (*sū-dag-raf'-e-ah*). Incomplete agraphia, in which a person can copy correctly but can not write independently of an original.

pseudalbuminuria. See *pseudoalbuminuria.*

pseudamnesia (*sū-dam-ne'-ze-ah*) [*pseud-;* ἀμνησία, forgetfulness]. 1. Spurious amnesia; a condition resembling amnesia, but of a transient character. 2. An erroneous form of the word *pseudomnesia, q. v.*

pseudangina (*sū-dan'-jin-ah*). See *pseudoangina.*

pseudankylosis (*sū-dank-il-o'-sis*) [*pseudo-; ankylosis*]. A false joint; a false or fibrous ankylosis.

pseudaphe, pseudaphia (*sū'-da-fe, sū-da'-fe-ah*) [ψευδής, false; ἁφή, touch]. Pseudesthesia.

pseudarthritis (*sū-dar-thri'-tis*) [*pseud-; arthritis*]. Hysterical affection of a joint, simulating arthritis.

pseudarthrosis (*sū-dar-thro'-sis*) [*pseud-; arthrosis*]. A false joint.

pseudaxis (*sū-daks'-is*). Same as *sympodium, q. v.*

pseudelminth (*sū-del'-minth*) [*pseudo-;* ἕλμινθ, a worm]. Any worm-like object mistaken for an entoparasitic worm.

pseudencephalus (*sū-den-sef'-al-us*) [*pseud-;* ἐγκέφαλος, brain]. A species of monster characterized by a partial development of the frontal, parietal, and occipital bones, while the brain is represented by a bunch of membranes, blood-vessels, connective and possibly nervous tissue at the base of the skull.

pseudephedrin (*sū-def'-ed-rin*). See *pseudoephedrin.*

pseudesthesia, pseudæsthesia (*sū-des-the'-ze-ah*) [*pseud-;* αἴσθησις, feeling]. An imaginary sensation for which there is no corresponding object; a sensation referred to parts of the body that have been removed by accident or surgical operation.

pseudiater (*sū-de-a'-ter*) [*pseud-;* ἰάτρος, physician]. A quack, or charlatan.

pseudinoma (*sū-din-o'-mah*). Synonym of *scirrhus.*

pseudo- (*sū'-do-*). See *pseud-.*

pseudoaconitine (*sū-do-ak-on'-it-ēn*). Synonym of *pseudaconitine.*

pseudoactinomycosis, pseudactinomycosis (*sū-do-ak-tin-o-mi-ko'-sis, sū-dak-tin-o-mi-ko'-sis*). A form of pulmonary tuberculosis in which the sputum contains granular bodies resembling the grains of actinomycosis. They consist of a crystalline substance similar to leucin.

pseudoagraphia (*sū-do-ah-gra'-fe-ah*). The form of agraphia in which meaningless or disconnected words can be written.

pseudoakromegaly (*sū-do-ak-ro-meg'-al-e*). See *osteoarthropathy, hypertrophic pulmonary.*

pseudoalbuminuria (*sū-do-al-bū-min-ū'-re-ah*). False or physiological albuminuria.

pseudoalveolar (*sū-do-al-ve'-o-lar*). Simulating alveolar tissue.

pseudoangina (*sū-do-an'-ji-nah*). False angina; hysteric angina; an attack of cardiac pain somewhat resembling angina pectoris but less grave in character, longer in duration, and usually not associated with organic heart disease. It occurs in neurotic women, and is generally brought on by emotional excitement.

pseudoangioma (*sū-do-an-je-o'-mah*) [*pseudo-; angioma*]. The formation of a temporary angioma, as is sometimes seen in healing stumps. **p., urethral,** urethral caruncle.

pseudoanorexia (*sū-do-an-or-eks'-e-ah*). Rejection of food because of gastric distress.

pseudoapoplexy (*sū-do-ap'-o-pleks-e*) [*pseudo-; apoplexy*]. A diseased condition resembling apoplexy, but in which cerebral hemorrhage is not found post-mortem.

pseudoappendicitis (*sū-do-ap-en-dis-i'-tis*). 1. A condition simulating appendicitis, but with no lesion of the appendix. 2. A condition simulating appendicitis occurring in hysterical subjects or associated with secondary syphilis.

pseudoarthrosis (*sū-do-ar-thro'-sis*). See *pseudarthrosis.*

pseudoasthma (*sū-do-as'-mah*). Dyspnea.

pseudoataxia (*sū-do-ah-taks'-e-ah*). See *pseudotabes*.

pseudobacillus (*sū-do-bas-il'-us*). 1. One of the very fine fat crystals sometimes found in sputum, and which stain similarly to tubercle bacilli, from which they are distinguishable by their varying size and their solubility in ether and chloroform. 2. In the plural, *pseudobacilli* (of Hayem), very minute, rod-shaped products of corpuscular fragmentation observed in poikilocytosis.

pseudobacterium (*sū-do-bak-te'-re-um*). Any object resembling a bacterium.

pseudoblepsia, pseudoblepsis (*sū-do-blep'-se-ah, su-do-blep'-sis*) [*pseudo-; βλέψις*, seeing]. A visual hallucination; a distorted visual image.

pseudobulbar (*sū-do-bul'-bar*). Not really bulbar. **p. paralysis,** symmetrical disease of both cerebral hemispheres involving the centers or paths of the nerves of speech, and thus resembling disease of the medulla oblongata.

pseudocartilaginous (*sū-do-kar-til-aj'-in-us*). Simulating cartilage in structure.

pseudocataracta (*sū-do-kat-ar-ak'-tah*) [*pseudo-; cataract*]. Spurious cataract.

pseudocele (*sū-do-sēl*) [*pseudo-; κοῖλος*, a hollow] The fifth ventricle of the brain.

pseudoceliotomy (*sū-do-se-le-ot'-o-me*). The pretended performance of abdominal section.

pseudochalazion (*sū-do-kal-a'-ze-on*). A malignant lesion of the conjunctiva resembling chalazion.

pseudochancre (*sū-do-shang'-ker*). An indurated sore simulating chancre.

pseudochlorosis (*sū-do-klo-ro'-sis*). Leache's term for a form of chlorosis in which there was no diminution of the number of erythrocytes.

pseudochorea (*sū-do-ko-re'-ah*) [*pseudo-; χορεία*, dance]. Spurious chorea, usually hysterical in origin.

pseudochromesthesia (*sū-do-kro-mes-the'-ze-ah*) [*pseudo-; χρῶμα*, color; *αἴσθησις*, sense]. A condition in which the vowels of a word (whether seen, heard, or remembered) each seem to have a distinct visual tint. See *photism, phonism*.

pseudochromia (*sū-do-kro'-me-ah*) [*pseudo-; χρῶμα*, color]. A false or incorrect preception of color.

pseudocirrhosis (*sū-do-sir-o'-sis*). A condition marked by ascites, dyspnea, and cyanosis, believed to be due to combined cirrhosis and peritoneal disease.

pseudoclump (*sū-do-klump*). A clump of bacteria in broth typhoid cultures, which simulates closely the clumps formed by specific typhoid agglutinins.

pseudocodeine (*sū-do-ko'-de-in*), $C_{18}H_{21}NO_3$. A derivative of codeine, analogous to codeine but weaker.

pseudocœle, pseudocœlia (*sū-do-sēl, sū-do-se'-le-ah*). Synonym of *pseudocele* and of *pseudocœlom*.

pseudocoloboma (*sū-do-kol-o-bo'-mah*) [*pseudo-; κολόβωμα*, mutilation]. A scarcely noticeable fissure of the iris, the remains of the embryonic ocular fissure, which has almost, but not perfectly, closed.

pseudocoxalgia (*sū-do-koks-al'-je-ah*). Perthes' disease.

pseudocrisis (*sū-do-kri'-sis*). A false crisis; a sudden fall of temperature resembling the crisis of a disease, but subsequently followed by a rise of temperature and a continuation of the disease. It is common in pneumonia.

pseudocroup (*sū-do-kroop*). False croup; laryngismus stridulus.

pseudocyesis (*sū-do-si-e'-sis*) [*pseudo-; κύησις*, pregnancy]. False pregnancy; the belief, on the part of a woman, in the existence of pregnancy when none exists.

pseudocylindroid (*sū-do-sil'-in-droid*) [*pseudo-; cylindroid*]. A band of mucus or any substance in the urine simulating a renal cast.

pseudocyst (*sū'-do-sist*) [*pseudo-; κύστις*, a bladder]. In biology, a globular body produced by the breaking up of protoplasm in a filament, in certain of the lower plants; an asexual reproductive body.

pseudodesma (*sū-do-dez'-mah*) [*pseudo-; δεσμός*, bond]. A false or adventitious ligament.

pseudodiascope (*sū-do-di'-ah-skōp*) [*pseudo-; διασκοπεῖν*, to look through]. An instrument demonstrating the persistence of visual impressions made upon the retina.

pseudodiastolic (*sū-do-di-as-tol'-ik*). Apparently diastolic.

pseudodiphtheria (*sū-do-dif-the'-re-ah*) [*pseudo-; diphtheria*]. An inflammation characterized by the presence of a false membrane not due to the Klebs-Löffler bacillus. **p. bacillus,** a nonpathogenic bacillus resembling in form and growth the true diphtheria bacillus.

pseudodiphtheritic (*sū-do-dif-ther-it'-ik*). Simulating diphtheria; relating to pseudodiphtheria.

pseudodyspepsia (*sū-do-dis-pep'-se-ah*) [*pseudo-; dyspepsia*]. Nervous dyspepsia or gastric neurasthenia.

pseudoedema (*sū-do-e-de'-mah*). A condition simulating edema.

pseudoencephalitis (*sū-do-en-sef-al-i'-tis*) [*pseudo-; encephalitis*]. Hydrencephaloid disease.

pseudoendometritis (*sū-do-en-do-met-ri'-tis*) [*pseudo-; endometritis*]. A condition resembling endometritis marked by changes in the blood-vessels, hyperplasia of the glands, and atrophy.

pseudoephedrine (*sū-do-ef'-ed-rin*), $C_{11}H_{19}NO$. An alkaloid found in *Ephedra vulgaris* and isomeric with ephedrine.

pseudoepilepsy (*sū-do-ep'-il-ep-se*) [*pseudo-; epilepsy*] Disorders simulating epilepsy, wholly or partially of rhachitic origin.

pseudoepithelioma (*sū-do-ep-i-the-le-o'-mah*) [*pseudo-; epithelioma*]. An affection of the skin simulating epithelioma.

pseudoerysipelas (*sū-do-er-e-sip'-el-as*) [*pseudo-; erysipelas*]. Inflammation of the subcutaneous cellular tissue resembling erysipelas.

pseudoesophagism (*sū-do-e-sof'-a-jism*) [*pseudoesophagism*]. A condition resembling esophagismus but without any obstruction being found in the esophagus.

pseudoesthesia (*sū-do-es-the'-ze-ah*). See *pseudesthesia*.

pseudofever (*sū-do-fe'-ver*) [*pseudo-; fever*]. An hysterical elevation of temperature.

pseudofibrin (*sū-do-fi'-brin*) [*pseudo-; fibrin*]. The coagulative material of blood in cases of "buffy coat."

pseudofluctuation (*sū-do-fluk-tū-a'-shun*) [*pseudo-; fluctuation*]. A tremor simulating fluctuation, sometimes observed on tapping lipomata.

pseudofracture (*sū'-do-frak-chur*) [*pseudo-; fracture*]. A spontaneous fracture.

pseudoganglion (*sū-do-gang'-gle-on*) [*pseudo-; ganglion*]. A false ganglion, usually a slight thickening of a nerve.

pseudogastralgia (*sū-do-gas-tral'-je-ah*) [*pseudo-; γαστήρ*, stomach; *ἄλγος*, pain]. A pain resem-

bling gastralgia, but not caused by disease of the stomach. It may be dependent upon disease of the aorta.

pseudogelatin (*sū-do-jel'-at-in*) [*pseudo-; gelatin*]. Any gelatinous substance obtained from vegetable tissues.

pseudogeusesthesia, pseudogeusæsthesia (*sū-do-gū-zes-the'-ze-ah*) [*pseudo-; γεῦσις*, taste; *αἰσθησις*, sensation]. A condition in which color sensations accompany the sense of taste.

pseudogeusia (*sū-do-gū'-ze-ah*) [*pseudo-; γεῦσις*, taste]. A false perception, or hallucination, of taste.

pseudoglioma (*sū-do-gli-o'-mah*) [*pseudo-; glioma*]. A name given to inflammatory changes of the vitreous humor, due to iridochoroiditis, and resembling glioma of the retina.

pseudoglobulin (*sū-do-glob'-ū-lin*). A protein found in globulin; it is not precipitated by dialysis.

pseudoglucosazone (*sū-do-gloo-ko'-sa-zōn*). A crystalline substance sometimes in normal urine which gives the phenylhydrazine test for sugar.

pseudogonococcus (*sū-do-gon-o-kok'-us*) [*pseudo-; gonococcus*]. A diplococcus resembling the gonococcus found in the normal urethra.

pseudogonorrhea (*sū-do-gon-or-e'-ah*) [*pseudo-; gonorrhea*]. A simple nonspecific urethritis.

pseudohay-fever (*sū-do-ha'-fe-ver*). Vasomotor rhinitis.

pseudohematocele (*sū-do-hem-at'-o-sēl*) [*pseudo-; hematocele*]. Hematocele occurring outside of the peritoneal cavity.

pseudohemoglobin (*sū-do-hem-o-glo'-bin*) [*pseudo-; hemoglobin*]. A loose combination of hemoglobin and oxygen believed to be an intermediate step between hemoglobin and oxyhemoglobin, on the reduction of the latter.

pseudohemoptysis (*sū-do-hem-op'-tis-is*). Spitting up of blood which does not come from the lungs or the bronchial tubes.

pseudohermaphrodite (*sū-do-her-maf'-ro-dīt*) [*pseudo-; hermaphrodite*]. A person with a double sexual formation of the external genitals, but unisexual development of the reproductive glands (ovaries and testicles). According to the development of one or the other of the latter will the sex of the person be determined.

pseudohermaphroditism (*sū-do-her-maf'-ro-dit-izm*) [*pseudo-; hermaphroditism*]. A condition simulating hermaphroditism.

pseudohernia (*sū-do-her'-ne-ah*) [*pseudo-; hernia*]. An empty hernia sac resembling strangulated hernia when inflamed.

pseudoheterotopia (*sū-do-het-ur-o-to'-pe-ah*) [*pseudo-; ἕτερος*, other; *τόπος*, place]. Misplacement of cerebral alba or cinerea by unskillful manipulation in an autopsy.

pseudohydrarthrosis (*sū-do-hi-drar-thro'-sis*) [*pseudo-; hydrarthrosis*]. Apparent dropsy of the knee-joint from effusion into the ligament between the patella and the tuberosity of the tibia, and especially into the fat tissue of the synovial bursa.

pseudohydronephrosis (*sū-do-hi-dro-nef-ro'-sis*). The presence of a cyst near the kidney which resembles hydronephrosis.

pseudohydrophobia (*sū-do-hi-dro-fo'-be-ah*) [*pseudo-; hydrophobia*]. A condition resembling hydrophobia, at times produced by dread of the disease. Syn., *lyssophobia*.

pseudohyoscyamine. See *hyoscyamine pseudo-*.

pseudohypertrophic (*sū-do-hi-per-tro'-fik*). Pertaining to or characterized by pseudohypertrophy. **p. muscular paralysis,** loss or diminution of the power of motion, accompanied by enlarged, and apparently hypertrophied muscles. The types are the Leyden-Moebius, Zimmerlin, and Landouzy-Déjerine. See *paralysis, pseudohypertrophic*.

pseudohypertrophy (*sū-do-hi-per'-tro-fe*) [*pseudo-; hypertrophy*]. False hypertrophy; increase in the size of an organ on account of overgrowth of an important tissue. It is accompanied by diminution in function.

pseudoicterus (*sū-do-ik'-ter-us*). A discoloration of the skin not due to disturbances of the liver or biliary apparatus.

pseudoileus (*sū-do-il'-e-us*) [*pseudo-; ileus*]. 1. Reflex ileus due to constriction of the mesentery, or of a diverticulum, or from traction of a pedicled ovarian tumor, contusion of the testicle or abdomen, or from movable kidney. 2. Acute dilatation of the stomach. 3. Extreme constipation with paralysis of the intestinal wall.

pseudoinfluenza (*sū-do-in-floo-en'-zah*) [*pseudo-; influenza*]. A disease simulating influenza but not due to *Bacillus influenzæ*.

pseudoisochromatic (*sū-do-is-o-kro-mat'-ik*) [*pseudo-; ἴσος*, equal; *χρῶμα*, color]. Of different colors, yet apparently of the same color. Cf. *anisochromatic*.

pseudojaundice (*sū-do-jawn'-dis*). Hematogenous jaundice without hepatic disease.

pseudoleprosy (*sū-do-lep'-ro-se*). A disease with lesions of the feet resembling elephantiasis. Also known as *punudos*.

pseudoleukemia, pseudoleukæmia (*sū-do-lū-ke'-me-ah*) [*pseudo-; leukemia*]. See *Hodgkin's disease*. **p., infantile,** von Jaksch's disease, a form of anemia occurring in young children, usually dependent on a rhachitic diathesis, and not associated with much leukocytosis.

pseudoleukocythemia (*sū-do-lū-ko-si-the'-me-ah*). Synonym of *pseudoleukemia*.

pseudolien (*sū-do-le'-en*). See *spleen, accessory*.

pseudolipoma (*sū-do-lip-o'-mah*) [*pseudo-; lipoma*]. A localized edema resembling an accumulation of fat, occurring above the clavicle and about the knee, especially in cases of rheumatism.

pseudolupus (*sū-do-lū'-pus*) [*pseudo-; lupus*]. A disease simulating lupus **vulgaris,** produced by a species of oidium. **p. vulgaris.** See *dermatitis, blastomycetic*

pseudolyssa (*sū-do-lis'-ah*). Lyssophobia.

pseudomalady (*sū-do-mal'-ad-e*) [*pseudo-; malum*, evil]. An imaginary or simulated illness.

pseudomalaria (*sū-do-mal-a'-re-ah*) [*pseudo-; malaria*]. A toxemic disease simulating malaria.

pseudomamma (*sū-do-mam'-ah*) [*pseudo-; mamma*]. A mamma-like structure sometimes occurring in dermoid cysts.

pseudomania (*sū-do-man'-ne-ah*) [*pseudo-; μανία*, madness]. 1. A form of insanity in which the patient accuses himself of crimes of which he is innocent. 2. A mania characterized by lying.

pseudomelanosis (*sū-do-mel-an-o'-sis*) [*pseudo-; μέλας*, black; *νόσος*, disease]. The dark staining of gangrenous parts or the tissues after death, due to the deposit of ferrous sulphide, which is formed by a reaction of hydrogen sulphide and the hemoglobin of the blood.

pseudomembrane (*sū-do-mem'-brān*) [*pseudo-; membrane*]. A false membrane, as in diphtheria.

pseudomembranous (*sū-do-mem'-bran-us*). Characterized by, or pertaining to, false membranes. **p. inflammation,** any inflammation characterized by the formation of a false membrane.

pseudomeningitis (*sū-do-men-in-jī'-tis*) [*pseudo-; meningitis*]. A group of symptoms resembling that produced by meningitis, but with absence of the lesions of meningeal inflammation; meningism. **p., dental,** meningeal symptoms occurring in children during difficult dentition.

pseudomeninx (*sū-do-men'-inks*) [*pseudo-; μῆνιγξ*, membrane]. A false membrane.

pseudomnesia (*sū-do-ne'-ze-ah*) [*pseudo-; μνῆσις*, remembrance]. Perversion of the memory in which things that never occurred seem to be remembered.

Pseudomonas (*sū-do-mo'-nas*) [*pseudo-; μόνας*, monad]. A genus of microorganisms having polar flagella.

pseudomorphine (*sū-do-mor'-fēn*). A finely crystalline alkaloid of opium, insoluble in water, alcohol, ether, and chloroform; it is soluble in alkalies and lime-water, neutral, tasteless. It has the chemical but not the toxic properties of morphine.

pseudomucin (*sū-do-mū'-sin*) [*pseudo-; mucin*]. A substance allied to mucin, found in proliferative ovarian cysts.

pseudomyxoma (*sū-do-miks-o'-mah*) [*pseudo-; myxoma*]. A tumor containing colloid matter derived from a ruptured mucous cyst.

pseudonarcotic (*sū-do-nar-kot'-ik*). Sedative but not narcotic.

pseudonarcotism (*sū-do-nar'-ko-tizm*) [*pseudo-; ναρκοῦν*, to benumb]. An hysterical simulation of narcotism.

pseudoneoplasm (*sū-do-ne'-o-plazm*) [*pseudo-; neoplasm*]. 1. A phantom tumor. 2. A temporary swelling generally of inflammatory origin.

pseudoneuralgia (*sū-do-nū-ral'-je-ah*) [*pseudo-; neuralgia*]. A term given by Charcot to the pains of rickets.

pseudoneuritis (*sū-do-nū-ri'-tis*). A disease simulating a neuritis.

pseudoneuroma (*sū-do-nū-ro'-mah*) [*pseudo-; neuroma*]. A false neuroma. See *neuroma*.

pseudonuclein (*sū-do-nū'-kle-in*). See *paranuclein*.

pseudoosteomalacia (*sū-do-os-te-o-mal-a'-se-ah*) [*pseudo-; osteomalacia*]. Rhachitis in which the pelvic basin is distorted so as to resemble in form that of osteomalacia.

pseudoparalysis (*sū-do-par-al'-is-is*) [*pseudo-; paralysis*]. Paralysis of motion, apparently but not really due to a lesion of the nervous system. **p. agitans.** See *dystaxia agitans*. **p. myasthenica,** bulbar paralysis without apparent anatomic lesion. **p. of rickets,** the inability to walk in severe cases of rickets, due to distortion of the bones. **p., syphilitic,** an inflammatory condition of the epiphyses of the bones in syphilis causing a marked impairment of motion.

pseudoparanoia (*sū-do-par-an-oi'-ah*) [*pseudo-; paranoia*]. A condition in which there is a primarily more active mentality, as well as an increased responsivity to emotional impulses, associated with a heightened desire for activity.

pseudoparaplegia (*sū-do-par-ap-le'-je-ah*) [*pseudo-; paraplegia*]. Spurious paraplegia. **p., tetanoid.** Synonym of *paralysis, spastic*.

pseudoparasite (*sū-do-par'-ah-sīt*) [*pseudo-; parasite*]. 1. Any object resembling a parasite. 2. A commensal.

pseudoparesis (*sū-do-par'-es-is*) [*pseudo-; paresis*]. An affection resembling paresis, but regarded as distinct from the ordinary forms.

pseudopellagra (*sū-do-pel-a'-grah*) [*pseudo-; pellagra*]. An affection regarded by some authorities as distinct from pellagra, but presenting similar skin symptoms.

pseudopelletierine (*sū-do-pel'-et'-e-er-ēn*). $C_{18}H_{30}N_2O_2$. An alkaloid found in the root-bark of pomegranate.

pseudopeptone (*sū-do-pep'-tōn*). Same as *hemialbumose*.

pseudopericardial (*sū-do-per-e-kar'-de-al*). Appearing to be connected with the pericardium.

pseudoperitonitis (*sū-do-per-e-ton-i'-tis*). Peritonism.

pseudophlegmon (*sū-do-fleg'-mon*) [*pseudo-; phlegmon*]. A simulated furuncle due to trophic nerve lesion.

pseudophotesthesia (*sū-do-fo-tes-the'-ze-ah*) [*pseudo-; φῶς*, light; *αἴσθησις*, perception]. The seeing of photisms.

pseudophthisis (*sū-do-ti'-sis*) [*pseudo-; φθίσις*, wasting]. Emaciation and general wasting arising from other causes than pulmonary tuberculosis.

pseudoplasm (*sū'-do-plazm*) [*pseudo-; πλάσμα*, a thing molded]. Same as *pseudoneoplasm*.

pseudoplegia (*sū-do-ple'-je-ah*) [*pseudo-; πληγή*, stroke]. Simulated or hysterical paralysis.

pseudopneumococcus (*sū-do-nū-mo-kok'-us*). A diplococcus larger than the pneumococcus, but much like it in some respects.

pseudopneumonia (*sū-do-nu-mo'-ne-ah*). Any disease of the lung simulating pneumonia.

pseudopod, pseudopodium (*sū'-do-pod, sū-do-po'-de-um*) [*pseudo-; πούς*, foot]. A protrusion of a portion of the substance of an ameboid cell.

pseudopodiospore (*sū-do-po'-de-o-spōr*) [*pseudopodium; spore*]. A spore having pseudopodia; an amæbula.

pseudopregnancy (*sū-do-preg'-nan-se*) [*pseudo-; pregnancy*]. Synonym of *pregnancy*, false.

pseudopsia (*sū-dop'-se-ah*) [*pseudo-; ὤψ*, eye]. Visual hallucination, or error of visual perception.

pseudopterygium (*sū-do-ter-ij'-e-um*). False, or cicatricial, pterygium.

pseudoptosis (*sū-do-to'-sis*) [*pseudo-; ptosis*]. A condition resembling ptosis caused by a fold of skin and fat depending below the edge of the eyelid

pseudopus (*sū'-do-pus*) [*pseudo-; pus*]. A liquid that resembles pus in appearance only.

pseudorabies (*sū-do-ra'-be-ez*). See *lyssophobia*.

pseudoreaction (*sū-do-re-ak'-shun*) [*pseudo-; reaction*]. Agglutination not due to typhoid bacilli. Cf. *pseudoclump*.

pseudorexia (*sū-dor-eks'-e-ah*) [*pseudo-; ὄρεξις*, desire]. A perverted appetite.

pseudorhachitis (*sū-do-ra-ki'-tis*). Osteitis deformans.

pseudorheumatism (*sū-do-roo'-mat-izm*) [*pseudo-; rheumatism*] False rheumatism. **p., infectious,** a term given by Lapersonne to certain cases of multiple synovitis or arthritis, the prime cause of which it is impossible to discover.

pseudorhonchus (*sū-do-rong'-kus*) [*pseudo-; rhonchus*]. A false or spurious rhonchus; a deceptive auscultatory sound.

pseudoscarlatina (*sū-do-skar-lat-e'-nah*) [*pseudo-; scarlatina*]. A febrile disease associated with a rash like that of scarlatina, occurring as a result of gonorrhea or after puerperal infection.

pseudosclerosis (*sū-do-skle-ro'-sis*) [*pseudo-; sclerosis*]. An affection similar in symptoms to multiple sclerosis of the nervous system, but without the anatomical lesions.

pseudosmia (*sū-dos'-me-ah*) [*pseudo-; ὀσμή*, smell]. Perversion of the sense of smell; an olfactory hallucination.

pseudosphincter (*sū-do-sfink'-ter*) [*pseudo-; sphincter*]. An imperfect sphincter.

pseudospleen, pseudosplen (*sū'-do-splēn, -splen*). See *spleen, accessory*.

pseudosteogenesis (*sū-dos-te-o-jen'-e-sis*) [*pseudo-; ὀστέον*, bone; *γεννᾶν*, to produce]. Abnormal bone-formation.

pseudosteum (*sū-dos'-te-um*). An abnormal bony growth.

pseudostoma (*sū-dos'-to-mah*) [*pseudo-; στόμα*, a mouth]. An apparent aperture between endothelial cells that have been stained with silver nitrate.

pseudotabes (*sū'-do-ta-bēz*) [*pseudo-; tabes*]. 1. A disease simulating tabes dorsalis or tabes mesenterica. 2. The ataxic form of alcoholic multiple neuritis.

pseudotetanus (*sū-do-tet'-an-us*) [*pseudo-; tetanus*]. Escherich's symptom-complex. A rare type of tetanus in which the masseters and dorsal muscles are principally involved.

pseudotoxin (*sū-do-toks'-in*). A name given to extract of belladonna containing other substances.

pseudotrichinosis (*sū-do-trik-in-o'-sis*) [*pseudo-; trichinosis*]. Acute polymyositis resembling trichinosis of the muscles.

pseudotrichosis (*sū-do-trik-o'-sis*) [*pseudo-; trichosis*]. The growth of hair in an abnormal location.

pseudotropine (*sū-do-tro'-pēn*) [*pseudo-; tropine*], $C_8H_{15}NO$. An isomeric form of tropine.

pseudotuberculosis (*sū-do-tū-ber-kū-lo'-sis*) [*pseudo-; tuberculosis*]. A disease resembling tuberculosis, but not caused by the tubercle bacillus.

pseudotumor (*sū-do-tū'-mor*) [*pseudo-; tumor*]. A phantom tumor; one that changes its location is called an ambulant tumor.

pseudotyphoid (*sū-do-tī'-foid*) [*pseudo-; typhoid*]. Spurious typhoid, a disease simulating typhoid fever, but in which the true lesions of this disease as well as the typhoid bacilli are absent.

pseudovacuoles (*sū-do-vak'-ū-ōlz*) [*pseudo-; vacuole*]. Transparent bodies containing pigment found by Laveran in blood of malarial patients.

pseudoventricle (*sū-do-ven'-trik-l*). The fifth ventricle of the brain.

pseudovermicule (*sū-do-ver'-mik-ūl*) [*pseudo-; vermes*, worm]. The motile stage in the development of certain plasmodia, as that produced from the fertilized macrogamete in the case of the malarial parasite and allied organisms.

pseudovomiting (*sū-do-vom'-it-ing*). Passive regurgitation of material from the stomach, with no expulsive effort.

pseudoxanthine (*sū'-do-zan-thēn*) [*pseudo-; xanthine*]. 1. $C_4H_5N_5O$, a leukomaine isolated from fresh beef. 2. A body isomeric with xanthine, obtained by action of sulphuric acid upon uric acid.

pseudoxanthoma (*sū-do-zan-tho'-mah*) [*pseudo-; xanthoma*]. A rare chronic disease of the skin characterized by an eruption of yellowish plaques, slightly elevated, with an especial predilection for certain parts of the skin, *e. g.*, lower abdomen, axilla, sides of neck, etc., in which it differs from true xanthoma, which affects by preference the flexures of fingers, the extensor surfaces of elbows and knees, etc. It differs histologically from true xanthoma in being a degeneration of the elastic tissue of the skin. Syn., *pseudoxanthoma elasticum*.

pseudozoogloea (*sū-do-zo-og-le'-ah*) [*pseudo-; ζῷον*, animal; *γλοῖα*, glue]. A clump of bacteria something like a zooglœa mass, but not dissolving readily in water and not having the degree of compactness and gelatinization possessed by zooglœæ.

pseudulcus (*sūd-ul'-kus*). A false ulcer. **p. ventriculi**, a sensory neurosis of the stomach closely resembling gastric ulcer.

pseudydrops (*sūd-i'-drops*) [*pseudo-; ὕδρωψ*, dropsy]. False dropsy.

psicaine (*si'k-ān*). A synthetic alkaloid similar to cocaine.

psilon (*si'-lon*). Term suggested to represent the one-thousandth part of a cubic millimeter; represented by *ψ*.

psilosis (*si-lo'-sis*) [*ψιλός*, bare]. 1. The removal of the hair from a part; depilation. 2. See *aphthæ tropicæ*.

psilothin, psilothinum (*si-lo'-thin, si-lo-thi'-num*). A depilatory cerate containing elemi, 40%; benzoin, 10%; rosin, 8%; yellow wax, 10%; and diachylon plaster, 30%; applied warm, and when cool, removed with the hair adhering.

psilothric (*si-lo'-thrik*) [*ψίλωθρον*, a depilatory]. Depilatory.

psilothron (*sil'-o-thron*) [*ψίλωθρον*]. A depilatory.

psilotic (*si-lo'-tik*). Relating to pslosis.

psittacosis (*sit-ak-o'-sis*) [*ψιττακός*, a parrot]. A disease of birds, especially of parrots, transmissible to man, in whom it runs the course of a violent typhoid fever without abdominal symptoms but with pulmonary disorders resembling severe infectious pneumonia. It is due to *Bacillus psittacosis*.

psoadic (*so-ad'-ik*) [*psoas*]. Pertaining to a psoas muscle, or to the loin.

psoadotomia (*so-ad-o-to'-me-ah*) [*psoas; τομή*, a cutting]. Incision of the psoas muscle.

psoas (*so'-as*) [*ψόα*, loin]. One of two muscles—*psoas magnus* and *psoas parvus*—of the loins and pelvis. See under *muscle*. **p. abscess**, an abscess, usually dependent upon tuberculous disease of a vertebra, making its way along the sheath of the psoas muscle and pointing at the front of the thigh, below Poupart's ligament, to the outer side of the spine of the pubis

psodymus (*sod'-im-us*) [*psoas; δίδυμος*, double]. A monster with two heads and chests and conjoined abdominal and pelvic cavities.

psoitis (*so-i'-tis*) [*psoas; ῖτις*, inflammation]. Inflammation of the psoas muscles or of the region of the loins.

psomophagia, psomophagy (*so-mo-fa'-je-ah, so-mof'-a-je*) [*ψωμός*, a bit; *φαγεῖν*, to eat]. Swallowing the food after imperfect and inadequate mastication.

psora (*so'-rah*) [*ψώρα*, the itch]. 1. Scabies. 2. Psoriasis.

psorelcosis (*so-rel-ko'-sis*) [*psora; ἕλκωσις*, ulceration]. Ulceration during the progress of scabies.

psorenteria (*so-ren-te'-re-ah*) [*psora; ἔντερον*, intestine]. Inflammatory condition of solitary follicles of the intestine observed in Asiatic cholera.

psorenteritis (*so-ren-ter-i'-tis*) [*psora; enteritis*]. The intestinal condition in Asiatic cholera.

psoriasic (*so-ri-as'-ik*). See *psoriatic*.

psoriasiform (*so-ri-as'-e-form*). Like psoriasis.

psoriasis (*so-ri'-as-is*) [*psora*]. A chronic inflammatory disease of the skin characterized by the development of reddish patches covered with whitish scales. The disease affects especially the extensor surfaces of the body. **p. annu-**

laris. Synonym of *p. circinata.* **p. buccal, p. buccalis.** Synonym of *leukoplakia buccalis.* **p. circinata,** psoriasis in which the central part of the lesions has disappeared, leaving ring-shaped patches. **p. diffusa,** a form in which there is coalescence of large contiguous lesions. **p. guttata.** See *p. punctata.* **p. gyrata,** psoriasis with a serpentine arrangement of the patches. **p. lotricum,** a form attacking the hands and arms, particularly of washerwomen. Syn., *washerwoman's itch.* **p. osteacea,** psoriasis associated with affections of joints. **p. palmaris,** a form affecting the palms of the hands. **p. pistorum,** baker's itch. **p. punctata,** a form in which the lesions consist of minute red papules which rapidly become surmounted by pearly scales. **p. universalis,** a form in which the lesions are over all the body.

psoriatic (*so-ri-at'-ik*) [*psoriasis*]. Pertaining to or affected with psoriasis.

psoric (*so'-rik*). Pertaining to psora.

psorinum (*so-ri'-num*). A homeopathic preparation made from the vesicle of scabies.

psorocomium (*so-ro-ko'-me-um*) [*psora;* κομεῖν, to take care of]. A hospital for patients with the itch.

psoroid (*so'-roid*) [*psora;* εἶδος, like]. Similar to psora or scabies.

psorophthalmia (*so-rof-thal'-me-ah*) [*psora;* ὀφθαλμός, eye]. Marginal blepharitis.

psorosperm (*so'-ro-sperm*) [*psora;* σπέρμα, seed]. A unicellular organism belonging to the protozoa; a coccidium; a sporozoon.

psorospermial, psorospermic (*so-ro-sperm'-e-al, so-ro-sperm'-ik*) [*psorosperm*]. Pertaining to, or affected with, psorosperms.

psorospermiasis (*so-ro-sperm-i'-as-is*) [*psorosperm*]. A state characterized by the presence of psorosperms **p. mammillaris,** cancer of the nipple.

psorospermosis (*so-ro-sperm-o'-sis*) [*psorosperm*]. A diseased condition associated with the presence of psorosperms. **p., proliferative follicular.** Synonym of *keratosis follicularis* and *Darier's disease.*

psorous (*so'-rus*) [*psora*]. Pertaining to or affected with the itch.

psorozoa (*so-ro-so'-ah*) [*psora;* ζῷον, animal]. Animal psorosperms.

P. S. P. Abbreviation for phenolsulphonephthalein test, being the first letters of the three component words.

psychagogia (*si-kag-o'-je-ah*) [ψυχή, spirit; ἀγωγός, leading]. Mental excitement or activity.

psychagogic (*si-kag-oj'-ik*) [ψυχή, spirit; ἀγωγός. leading]. 1. Restorative of the consciousness. 2. A remedy that restores to consciousness, as in fainting.

psychalgia (*si-kal'-je-ah*) [ψυχή, mind; ἄλγος, pain]. Painful cerebration in melancholia.

psychalia (*si-ka'-le-ah*) [ψυχή, mind]. A morbid condition attended by hallucinations.

psychanalysis (*si-kan-al'-is-is*) [ψυχή, mind; *analysis*]. The mental processes comprise two groups. One controls the conscious daily ideas and acts; the other the subconscious ideas and wishes of the past. These two groups constantly merge, the conscious group dominating. When a break occurs in the process, through unusual cause, then a *psychŏneurosis* is created. If the patient is lead to relate unreservedly, up to the time of the break, all ideas, proper or improper, and long forgotten thoughts, then the *pathogenic link* is found, and the patient, realizing it, regains control and recovers. This method is called *psychanalysis.*

psychasthenia (*si-kas-the'-ne-ah*) [ψυχή, mind; *asthenia*]. Mental fatigue.

psychataxia (*si-kat-aks'-e-ah*) [*psyche;* ἀτάξια, confusion]. Impaired power of mental concentration.

psyche (*si'-ke*) [ψυχή, mind]. The brain and myelon considered as one organ; the cerebrospinal axis.

psycheclampsia (*si-kek-lamp'-se-ah*) [*psyche; eclampsia*]. 1. Acute mania. 2. Psychlampsia.

psycheism (*si'-ke-izm*). Hypnotism.

psychentonia (*si-ken-to'-ne-ah*) [ψυχή, mind; ἐντονία, tension]. Mental strain or overwork.

psychiater (*si-ki'-at-er*) [ψυχή, mind; ἰατρός, a physician]. An alienist; one who cures mind-diseases.

psychiatric (*si-ke-at'-rik*) [*psychiatry*]. Pertaining to psychiatry.

psychiatrics (*si-ke-at'-riks*). See *psychiatry.*

psychiatrist (*si-ki'-at-rist*). A specialist in psychiatry.

psychiatry (*si-ki'-at-re*) [*psyche;* ἰατρεία, healing art] The science and treatment of the diseases of the mind.

psychic, psychical (*si'-kik, si'-kik-al*) [*psyche*]. Pertaining to the mind. **p. blindness.** See *blindness, psychic.* **p. deafness.** See *deafness, psychic.* **p. infection,** mental infection; the development of a mental condition or disease through an influence acting upon the mind.

psychics (*si'-kiks*). The science of psychology.

psychinosis (*si-kin-o'-sis*) [*psyche;* νόσος, disease]. Any disease of the mind.

psychlampsia (*si-klamp'-se-ah*) [ψυχή, mind; λάμψις, a flashing]. Mania, viewed as a discharging phenomenon of perverted cerebral activity.

psycho- (*si-ko-*) [ψυχή, mind]. A prefix denoting connection with the mind.

psychoanalysis (*si-ko-an-al'-is-is*). See *psychanalysis.*

psychoauditory, psychauditory (*si-ko-aw'-dit-o-re, si-kaw'-dit-o-re*) [*psycho-; auditory*]. Pertaining to the psychic perception of sound. **p. area,** the cortical area concerned in the conscious perception of sound.

psychobiology (*si-ko-bi-ol'-o-je*). The science which treats of the mutual relations between the body and the mind.

psychocoma (*si-ko-ko'-mah*) [*psycho-; coma*]. Mental stupor.

psychocortical (*si-ko-kor'-tik-al*) *psycho-; cortex*]. Pertaining to that part of the cerebral cortex concerned in the conscious perception of sensations.

psychodometer (*si-ko-dom'-et-er*) [*psycho-;* ὁδός, way; μέτρον, measure]. An instrument for measuring the rapidity of psychic processes.

psychodometry (*si-ko-dom'-et-re*). The measurement of the rapidity of psychic processes.

psychodynamic (*si-ko-di-nam'-ik*). Pertaining to psychodynamics.

psychodynamics (*si-ko-di-nam'-iks*) [*psycho-;* δύναμις, power]. The science of the laws of mental activity.

psychoepilepsy (*si-ko-ep'-e-lep-se*). Psycholepsy.

psychogenesis (*si-ko-jen'-es-is*) [*psycho-;* γένεσις, generation]. The development of mental characteristics.

psychogenetic (*si-ko-jen-et-ik*). 1. Pertaining to psychogenesis. 2. Of psychic or mental origin.

psychogenic (*si-ko-jen'-ik*). Psychogenetic.

psychogeny (*si-koj'-en-e*) [*psycho-*; γενής, producing]. The development of mind.

psychogeusic (*si-ko-gū'-sik*) [*psycho-*; γεῦσις, sense of taste]. Pertaining to perception of taste.

psychognosis (*si-kog-no'-sis*) [*psyche*; γνῶσις, knowledge]. Diagnosis or recognition of mental and psychic conditions.

psychognostic (*si-kog-nos'-tik*). Pertaining to psychognosis.

psychokinesia (*si-ko-kin-e'-ze-ah*) [*psycho-*; κίνησις, movement]. Explosive or impulsive maniacal action, due to defective inhibition; psychlampsia.

psycholagny (*si-ko-lag'-ne*) [*psycho-*; λάγνεια, lust]. Lust induced by mental concepts.

psycholepsy (*si'-ko-lep-se*). A condition characterized by mental or psychic impairment.

psychologic, psychological (*si-ko-loj'-ik, si-ko-loj'-e-kal*). Pertaining to psychology, or to mental processes.

psychologist (*si-kol'-o-jist*). One versed in psychology.

psychology (*si-kol'-o-je*) [*psycho-*; λόγος, science]. The science having for its object the investigation of the mind or consciousness. **p., abnormal,** the study of all irregular or unusual mental phenomena, as illusions, hallucinations, trance, hypnotism, automatism, intoxication and psychic effects of drugs, telepathy, insanity, etc. Cf. *psychopathology; psychiatry.* **p., experimental.** See *psychophysics.*

psychometry (*si-kom'-et-re*) [*psycho-*; μέτρον, a measure]. The measurement of the duration of psychic processes.

psychomotor (*si-ko-mo'-tor*) [*psycho-*; *movere*, to move]. Pertaining to voluntary movement, as the *psychomotor* area, disposed chiefly along each side of the central fissure.

psychoneurology (*si-ko-nū-rol'-o-je*). That part of neurology treating of mental action.

psychoneurosis (*si-ko-nū-ro'-sis*) [*psycho-*; *neurosis*]. Mental disease independent of organic lesion. See *psychanalysis.*

psychonomics (*si-ko-nom'-iks*). Clinical psychology oriented toward the creation of a personal character of surpassing superiority.

psychonomic personeering. Psychonomics, *q. v*

psychonomy (*si-kon'-o-me*) [*psycho-*; νόμος, law]. 1. The science of the laws of mental action. 2. Same as psychonomics, *q. v.*

psychonosema (*si-ko-no-se'-mah*) [*psycho-*; νόσημα, disease]. Any mental disease.

psychonosis (*si-kon-o'-sis*) [*psyche*; νόσος, disease]. Any disease of the mind.

psychooptic (*si-ko-op'-tik*) [*psycho-*; ὤψ, sight]. Pertaining to the psychic perception of light. **p. area,** the cortical area concerned in conscious perception of retinal impulses.

psychoparesis (*si-ko-par'-es-is*) [*psycho-*; *paresis*]. Enfeeblement of the mind.

psychopath (*si'-ko-path*) [*psycho-*; πάθος, disease]. A morally irresponsible person.

psychopathia (*si-ko-pa'-the-ah*) [*psycho-*; πάθος, disease]. Psychopathy. **p. chirurgicalis,** a mania for being operated upon. **p. sexualis,** psychopathic perversion of sexual functions.

psychopathic (*si-ko-path'-ik*). Psychopathy, *q. v.*

psychopathist (*si-kop'-ath-ist*). Psychiatrist, *q v.*

psychopathologist (*si-ko-path-ol'-o-jist*). One versed in the **pathology** of mental diseases.

psychopathology (*si-ko-path-ol'-o-je*) [*psycho-*; *pathology*]. 1. The **pathology** of mental diseases. 2. The legal aspect of insanity.

psychopathy (*si-kop'-ath-e*) [*psycho-*; πάθος, disease]. Any disease of the mind.

psychophysical (*si-ko-fiz'-ik-al*). Pertaining to psychophysics. **p. law.** See *Fechner's law.*

psychophysics (*si-ko-fiz'-iks*) [*psycho-*; *physical*]. The study of mental processes by physical methods; the study of the relation of stimuli to the sensations which they produce, especially the determination of the differences of stimulus required to produce recognizable differences of sensation; experimental psychology.

psychophysiology (*si-ko-fiz-e-ol'-o-je*). Physiological psychology; mental physiology.

psychoplasm (*si'-ko-plazm*) [*psycho-*; πλάσμα, anything formed]. In biology: "The sentient material out of which all forms of consciousness are evolved, incessantly fluctuating, incessantly renewed." See *protyl.*

psychoplegia (*si-ko-ple'-je-ah*) [*psycho-*; πλήγη, stroke]. Mental impairment of sudden onset.

psychoplegic (*si-ko-ple'-jik*) [*psycho-*; πληγή, a blow]. 1. Pertaining to psychoplegia. 2. A drug which acts by an elective affinity for the gray matter of the brain, lessening its excitability and suppressing its receptivity.

psychoreaction (*si-ko-re-ak'-shun*). Much-Holzmann reaction, *q. v.*

psychorrhagia (*si-ko-raj'-e-ah*) [*psycho-*; ῥηγνύναι, to break forth]. The death agony

psychosensorial (*si-ko-sen-so'-re-al*). Psychosensory.

psychosensory (*si-ko-sen'-so-re*) [*psycho-*; *sensory*]. Pertaining to or concerned in the conscious perception of sensory impulses.

psychosexual (*si-ko-seks'-ū-al*). Relating to combined mental and sexual diseases.

psychosin (*si-ko'-sin*) [ψυχή, mind]. A cerebrosid resembling sphingosin, occurring in brain-tissue.

psychosis (*si-ko'-sis*) [*psyche; pl., psychoses*]. A disease of the mind, especially one without demonstrable organic lesions. Any morbid mental state. **p., Korsakoff's.** See *Korsakoff.*

psychosomatic (*si-ko-so-mat'-ik*) [*psycho-*; σῶμα, body]. Relating to both soul and body.

psychotherapeutic (*si-ko-ther-ap-ū'-tik*). Pertaining to psychotherapeutics.

psychotherapeutics (*si-ko-ther-ap-ū'-tiks*) [*psycho-*; θεραπεία, treatment]. The treatment of disease by mental influence, or by suggestion.

psychotherapy (*si-ko-ther'-ap-e*). Same as *psychotherapeutics.*

psychotic (*si-kot'-ik*). 1. Pertaining to psychosis. 2. Analeptic.

psychovisual (*si-ko-vizj'-ū-al*). Relating to subjective vision or to vision unaccompanied by stimulation of the retina.

psychovital (*si-ko-vi'-tal*). Psychic and vital.

psychralgia, psychroalgia (*si-kral'-je-ah, si-kro-al'-je-ah*) [ψυχρός, cold; ἄλγος, pain]. A morbid condition characterized by a painful subjective sense of cold.

psychrapostema (*si-krap-os'-te-mah*) [ψυχρός, cold; ἀπόστημα, abscess]. Cold abscess.

psychro- (*si-kro-*) [ψυχρός, cold]. Prefix for cold.

psychroesthesia (*si-kro-es-the'-ze-ah*) [*psychro-*; αἴσθησις, sensation]. Subjective sensation of cold.

psychrolusia (*si-kro-lū'-se-ah*) [ψυχρός, cold; λούειν, to wash]. Cold bathing.

psychrometer (*si-krom'-et-er*) [*psychro-*; μέτρον, a measure]. An instrument for determining the atmospheric moisture by estimating the amount of cold required to precipitate it.

psychrophilic (*si-kro-fil'-ik*) [*psychro-*; φιλειν, to love]. Applied to microorganisms which develop best from 15° to 20° C.

psychrophobia (*si-kro-fo'-be-ah*) [*psychro-*; φόβος, fear]. 1. Morbid dread of cold. 2. Morbid sensibility to cold.

psychrophore (*si'-kro-fōr*) [*psychro-*; φέρειν, to bear]. An instrument for applying cold to deeply seated parts, as a double-current catheter for applying cold to the posterior part of the urethra.

psychrotherapy (*si-kro-ther'-ap-e*) [*psychro-*; θεραπεία, treatment]. The treatment of disease by the use of cold.

psydracia (*si-dra'-se-ah*) [ψύδραξ, a blister; a pimple]. An old term for eczema.

psyllium (*sil'-e-um*). The seeds of *plantago psyllium;* a laxative sold under different trade names.

Pt. Chemical symbol of platinum. Abbr. for pint.

ptarmic (*tar'-mik*) [πταρμός, a sneezing]. 1. Pertaining to the act of sneezing; sternutatory. 2. A substance that produces sneezing.

ptarmus (*tar'-mus*) [πταρμός, a sneezing]. Sneezing.

ptelein (*te'-le-in*). An alcoholic extract from the root-bark of *Ptelea trifoliata*, used as a tonic and in dyspepsia. Dose 1–3 gr. (0.065–0.2 Gm.).

pteleorrhine (*tel'-e-or-in*) [πτελέα, elm; ῥίς, nose]. A term applied to the anterior nares when the aperture is asymmetric.

ptenium, ptenum (*te'-ne-um, te'-num*) [πτηνός, winged]. A name given to osmium because of its volatility.

pteric (*ter'-ik*). Pertaining to the pterion.

pterion (*te'-re-on*). See under *craniometric point.*

pterna (*ter'-nah*) [πτέρνα, the heel]. The calcaneum.

pternalgia (*ter-nal'-je-ah*) [πτέρνα, the heel; ἀλγός, pain]. Pain in the heel.

ptero- (*ter'-o-*) [πτερόν, wing]. A prefix to denote resemblance to a wing, or wing-shaped.

pterygial (*ter-ij'-e-al*) [dim. of πτέρυξ, wing]. Pertaining to a pterygium.

pterygium (*ter-ij'-e-um*) [dim. of πτέρυξ, wing]. A triangular patch of mucous membrane growing on the conjunctiva, usually on the nasal side of the eye The apex of the patch points toward the pupil, the fan-shaped base toward the canthus.

pterygo- (*ter'-ig-o*) [πτέρυξ, a wing]. A prefix denoting connection with or relating to the pterygoid process.

pterygoid (*ter'-ig-oid*) [πτέρυξ, wing; εἶδος, like]. 1. Wing-shaped, as the *pterygoid* plate of the sphenoid bone. 2. Pertaining to the pterygoid canal, pterygoid plate, pterygoid plexus, etc. **p. fossa,** the notch separating the external and internal plates of the pterygoid process of the sphenoid. See *muscles, table of.*

pterygoma (*ter-ig-o'-mah*) [*pterygo-*; ὄμα, tumor]. 1. A chronic swelling of the labia minora which interferes with coitus. 2. The lobe of the ear.

pterygomandibular (*ter-ig-o-man-dib'-ū-lar*). Pertaining to the pterygoid process and the mandible.

pterygomaxillary (*ter-ig-o-maks'-il-a-re*) [*pterygoid; maxillary*]. Pertaining to the pterygoid process and the maxilla. **p. fissure,** an elongated fissure formed by the divergence of the superior maxillary bone from the pterygoid process of the sphenoid bone. **p. ligament,** See *ligament, pterygomaxillary.*

pterygopalatine (*ter-ig-o-pal'-at-in*) [*pterygoid; palatine*]. Situated between the pterygoid plate of the sphenoid bone and the palate bone, as the *pterygopalatine* canal.

pterygopharyngeus (*ter-ig-o-far-in'-je-us*) [*pterygo-; pharynx*]. 1. Synonym of *palatopharyngeus.* 2. The part of the superior constrictor of the pharynx which arises from the internal pterygoid plate.

pterygospinous (*ter-ig-o-spi'-nus*) [*pterygo-; spinosus,* spinous]. Pertaining to a pterygoid process and to the spine of the sphenoid.

pterygotemporal (*ter-ig-o-tem'-po-ral*) [*pterygo-; tempus,* temple]. Pertaining to the pterygoid process and the temporal bone.

ptiloma (*ti-lo'-mah*) [πτίλον, down]. The part of the eyelid deprived of its cilia by ptilosis.

ptilosis (*ti-lo'-sis*) [πτίλον, feather]. Loss of the hair, especially loss of the eyelashes.

ptisan (*tiz'-an*) [πτισάνη, peeled barley]. 1. Barley-water. 2. A decoction of barley used as a medicinal drink. Syn., *tisane.*

P. T. O. Abbreviation of German Perlsucht-tuberculin original; a tuberculin prepared from bovine tubercle bacilli.

ptoma (*to'-mah*) [πτῶμα]. Cadaver.

ptomaine (*to'-ma-ēn,* or *to'-mān*) [πτῶμα, corpse]. A basic compound resembling the alkaloids, formed by the action of bacteria on animal and vegetable tissues; a putrefactive or animal alkaloid. Some ptomaines are highly poisonous.

ptomainemia, ptomainæmia (*to-ma-in-e'-me-ah*) [*ptomaine;* αἷμα, blood]. The presence of ptomaines in the blood.

ptomainotoxism (*to-ma-in-o-toks'-izm*). Poisoning by ptomaines.

ptomatine (*to'-mat-ēn*). Synonym of *ptomaine.*

ptomatinuria (*to-mat-in-ū'-re-ah*) [*ptomaine;* οὖρον, urine] The presence of ptomaines in the urine.

ptomatopsia (*to-mat-op'-se-ah*) [*ptoma;* ὄψις, view]. The examination of the cadaver; necropsy.

ptomatropine (*to-mat'-ro-pēn*). A ptomaine found in decomposing meat, in the organs of persons dead of typhoid fever, etc. It resembles atrophine in its physiological and chemical properties.

ptomatropism (*to-mat'-ro-pizm*). See *zootrophotoxism tropeinicus.*

ptosis (*to'-sis*) [πίπτειν, to fall]. Drooping of the upper eyelid, due to paralysis or atrophy of the levator palpebræ superioris. The term is also applied to abnormal depression of other organs; prolapse **p., abdominal,** enteroptosis; Glénard's disease. **p. iridis,** prolapse of the iris. **p. sympathetica,** ptosis in connection with paresis of the cervical sympathetic nerve and associated with miosis and vasomotor paralysis of the side of the face affected.

ptotic (*tot'-ik*). Affected with or pertaining to ptosis.

P. T. R. Abbreviation of German Perlsucht-tuberculin rest; a tub rculin prepared from bovine tubercle bacilli.

ptyalagogue (*ti-al'-a-gog*) [πτύαλον, spittle; ἀγώγος, leading]. A medicine producing an increased flow of saliva. A sialagogue.

ptyalin (*ti'-al-in*) [πτύαλον, saliva]. A diastatic ferment found in saliva, having the property of converting starch into dextrin and sugar. The starch first becomes converted into achroodextrin and erythrodextrin; these by hydration into maltose, and the latter, by further hydration, into dextrose.

ptyalinogen (*ti-al-in'-o-jen*) [*ptyalin;* γεννᾶν, to produce]. The hypothetical antecedent of ptyalin

ptyalism, p., mercurial (*ti'-al-izm*) [πτύαλον, saliva]. Salivation.

ptyalith (*ti'-al-ith*) [πτύαλον, saliva; λίθος, stone]. A salivary calculus.

ptyalize (*ti'-al-īz*) [πτύαλον, saliva]. To produce ptyalim.

ptyalocele (*ti'-al-o-sēl*) [πτύαλον, saliva; κήλη, tumor]. A cyst due to obstruction of the duct of a salivary gland. **p., sublingual,** ranula.

ptyalogogue (*ti-al'-o-gog*) [πτύαλον, spittle; ἀγωγός, leading]. A medicine causing a flow of saliva.

ptyalolith (*ti'-al-o-lith*) [πτύαλον, saliva; λίθος, stone]. A salivary calculus.

ptyalolithiasis (*ti-al-o-lith-i'-as-is*). The formation or presence of a salivary calculus.

ptyalorrhea (*ti-al-or-e'-ah*) [πτύαλον, saliva; ῥοιά, flow]. Excessive flow of saliva.

ptyalose (*ti'-al-ōs*) [πτύαλον, saliva]. A sugar found in saliva; it is identical with maltose.

ptyocrine (*ti'-o-krĭn*) [πτύω, spit; κρίνειν, separate]. Apocrine. Indirect secretion of a cell. Opposite of *exocrine; diacrinous.*

ptysis (*ti'-sis*) [πτύσις]. The act of spitting.

ptysma (*tiz'-mah*) [πτύσμα]. Saliva.

ptysmagogue (*tiz'-mag-og*) [πτύσμα, spittle; ἀγωγός, leading]. A drug that promotes the secretion of saliva; a ptyalagogue, or sialagogue.

puben (*pū'-ben*) [*pubes*]. Belonging to the pubes in itself.

puber (*pū'-bur*) [L., an adult]. One who has arrived at the age of puberty.

puberal (*pū'-ber-al*) [*puber*, adult]. Relating to puberty.

pubertas (*pū-ber'-tas*) [L.]. Puberty. **p. plena,** complete puberty. **p. præcox,** puberty at a very early age.

puberty (*pu'-ber-te*) [*pubertas*, from *puber*, adult]. 1. The period at which the generative organs become capable of exercising the function of reproduction, signalized in the boy by a change of voice and discharge of semen, in the girl by the appearance of the menses.

pubes (*pū'-bēz*) [L.]. 1. The pubic hair. 2. The hairy region covering the os pubis. 3. The os pubis or pubic bone; that portion of the innominate bone forming the front of the pelvis.

pubescence (*pū-bes'-ens*) [*pubescentia*]. 1. Hairiness; the presence of fine soft hairs. 2. Puberty, or the coming on of puberty.

pubescent (*pū-bes'-ent*) [*pubes*]. 1. Downy, or hairy. 2. Approaching or arriving at the age of puberty. **p. uterus,** an abnormality of the uterus in which the characters of that organ peculiar to the epoch preceding puberty persist in the adult.

pubetrotomy (*pū-be-trot'-o-me*) [*pubes;* ἦτρον, pelvis; τομή, a cutting]. Pelvic section through the pubes.

pubic (*pū'-bik*) [*pubes*]. Pertaining to the pubes. **p. bone,** the os pubis

pubiotomy (*pū-be-ot'-o-me*) [*pubes;* τομή, a cutting]. The operation of dividing the pubic bone to facilitate delivery in cases of pelvic malformation. See also *symphyseotomy.*

pubis (*pū'-bis*) [*gen.* of *pubes*]. 1. Os pubis; the pubic bone. 2. One of the pubic hairs.

pubo- (*pū'-bo-*) [pubes]. A prefix denoting relation to the pubes.

pubocapsular (*pū-bo-kap'-sū-lar*). Pertaining to the os pubis and the capsule of the hip-joint.

pubococcygeal (*pū-bo-kok-sij'-e-al*). Pertaining, or having relation to the os pubis and the cocyx.

pubofemoral (*pū-bo-fem'-or-al*) [*pubo-; femur*]. Pertaining to the os pubis and the femur.

puboprostatic (*pū-bo-pros-tat'-ik*) [*pubo-; prostate*]. Pertaining to the os pubis and the prostate gland.

pubotibial (*pū-bo-tib'-e-al*) [*pubo-; tibia*]. Pertaining to the os pubis and the tibia.

pubovesical (*pū-bo-ves'-ik-al*) [*pubo-; vesica*, bladder]. Pertaining to the os pubis and bladder.

puccin (*puk'-sin*). A substance from *Sanguinaria canadensis.* Its exact nature is unknown.

pudenda (*pu-den'-dah*). Plural of *pudendum, q. v.*

pudendagra (*pū-den-da'-grah*) [*pudenda;* ἄγρα, a seizure]. 1. Pain in the genital organs. 2. Primary syphilis, especially of the female genital organs. **p. pruriens,** pruritus vulvæ.

pudendal (*pū-den'-dal*) [*pudenda*]. Pertaining to the pudenda.

pudendum (*pū-den'-dum*) [*pudere*, to be ashamed]. The external genital organs especially of the woman, generally used in the plural, *pudenda.* **p. muliebre,** the vulva.

pudic (*pū'-dik*) [*pudenda*]. Pertaining to the pudenda, as the *pudic* artery.

puericulture (*pū-er-e-kul'-tūr*) [*puer*, a child; *cultura*, culture]. That branch of hygiene which deals with the rearing of children and the care of women during pregnancy that they may bring forth healthy offspring.

puerile (*pū'-er-il*) [*puer*, a child]. Pertaining to childhood. Childish. **p. respiration,** exaggerated breath-sounds with expiration prolonged and high-pitched, as in healthy children.

puerilism (*pū-er-il-izm*) [*puer*, a child]. Childishness.

pueritia (*pū-er-ish'-e-ah*) [*pueritia*, childhood]. The age of second childhood.

puerpera (*pū-er'-pe-rah*) [*puer*, child; *parere*, to bear]. A woman who is in labor or has recently been delivered.

puerperal (*pū-er'-pe-ral*) [*puerpera*]. Pertaining to, caused by, or following childbirth, as *puerperal* convulsions, *puerperal* eclampsia. **p. fever,** an acute, febrile disease of women in childbed, due to septic infection. **p. insanity,** insanity occurring during the puerperium, usually within five or ten days after delivery. It may take the form of mania (*puerperal mania*), melancholia (*puerperal melancholia*), or dementia (*puerperal dementia*).

puerperalism (*pū-er'-per-al-izm*). A comprehensive term for all the pathological conditions incident to the puerperal state. **p., infantile,** any pathologic condition incident to the newborn. **p., infectious,** puerperal disease due to infection.

puerperant (*pū-er'-per-ant*). See *puerpera.*

puerperium (*pū-er-pe'-re-um*) [*puerpera*]. 1. The state of a woman in labor or of one who has just been delivered. 2. The period from delivery to the time when the uterus has regained its normal size which is about six weeks.

puerperous (*pū-er'-per-us*). Same as *puerperal.*

puffball. See *Lycoperdon.*

puffiness (*puf'-in-es*). Swelling or intumescence of the tissues; an edematous condition.

pugil, pugillus (*pū'-jil, pū-jil'-us*) [L.]. A handful.

puking (*pū'-king*) [origin obscure]. Vomiting. **p. fever.** Synonym of *milk-sickness.*

Pulex (*pū'-leks*) [L., flea: *pl., pulices*]. A genus of insects partly parasitic on the skin of man and animals. **P. cheopis,** the rat flea, supposed to convey the plague infection from rats to man. **P. fasciatus,** the rat flea. **P. irritans,**

a species common in Europe and parasitic on the skin of man; its bite causes severe itching and localized swelling. **P. penetrans,** the chigoe, or jigger-flea, a species the female of which burrows under the skin of the feet to deposit its ova, producing a severe irritation that may proceed to serious inflammations.

pulicaris (*pū-lik-a'-ris*) [*pulex*]. Marked with little spots like flea-bites. **p. morbus,** a name for typhus, applied because of the petechiæ which occur in that disease.

pulicatio (*pū-lik a'-she-o*) [*pulex*, flea]. The state of being infested with fleas.

pulicicide, pulicide (*pū-lis'-is-īd, pū'-lis-īd*) [*pulex*, a flea; *cædere*, to kill]. An agent capable of killing fleas.

pulled elbow (*puld el'-bo*). A condition in which the head of the radius has been dislodged from the orbicular ligament.

pulling (*pul'-ing*). One of the Swedish movements that may be either active or passive.

pullulate (*pul'-ū-lāt*) [*pullulare*, to put forth]. To germinate, to bud.

pullulation (*pul-ū-la'-shun*) [*pullulare*, to put forth; to bud; to sprout]. The act of sprouting or budding, a mode of reproduction seen, *e. g.*, in the yeast-plant.

pulmo (*pul'-mo*) [L.: *pl.*, *pulmones*]. Lung.

pulmoaortic (*pul-mo-a-or'-tik*) [*pulmo; aorta*]. 1. Pertaining to the lungs and the aorta. 2. Pertaining to the pulmonary artery and the aorta.

pulmometer (*pul-mom'-et-er*). An instrument for measuring the lung capacity; a *spirometer*.

pulmometry (*pul-mom'-et-re*) [*pulmo; μέτρον*, measure]. The determination of the volume of the lungs; spirometry.

pulmonary (*pul'-mon-a-re*) [*pulmo*, a lung]. Pertaining to or affecting the lungs, as *pulmonary* arteries, *pulmonary* emphysema.

pulmonectomy (*pul-mon-ek'-to-me*). See *pneumonectomy*.

pulmonic (*pul-mon'-ik*) [*pulmonary*]. 1. Pertaining to the lungs; pulmonary. 2. Pertaining to the pulmonary artery, as *pulmonic* valves. 3. Produced at the pulmonic valve, as *pulmonic* murmur. **p. circulation,** the passage of the blood from the right ventricle to the lungs and back to the left auricle. **p. fever,** croupous pneumonia.

pulmonin (*pul'-mon-in*). An organotherapeutic preparation made from calves' lungs, and used in pulmonary affections

pulmonitis (*pul-mon-i'-tis*). Synonym of *pneumonia*.

pulmotone (*pul'-mo-tōn*). Trade name of a preparation containing creosote carbonate, ichthyol, dilute hydrocyanic acid, and malt extract.

pulmotor (*pul-mo'-tor*) [*pulmo*, lung; *motor*]. An apparatus for resuscitating persons who have been asphyxiated; it expels the gas from the lungs, introduces oxygen, and automatically establishes artificial respiration.

pulp [*pulp*]. 1. The soft, fleshy part of fruit. 2. The soft part in the interior of an organ, as the *pulp* of the spleen, the *pulp* of a tooth. 3. Chyme. **p.-cavity,** the hollow space in a tooth containing the dental pulp. **p.-cells,** cells found in the pulp-tissue of any organ. **p., dental,** a soft tissue filling the pulp-cavity of a tooth. It consists of loose connective tissue and cells, vessels, and nerves. Also the rudiment of a tooth. **p., digital,** the sensitive, elastic, convex prominence on the palmar or plantar surface of the terminal phalanx of a finger or toe. **p. of the finger.** See *p., digital.* **p., hair.** Synonym of *papilla, hair.* **p. of the intervertebral discs,** the soft substance in the center of the intervertebral discs, the remains of the chorda dorsalis. **p., spleen, p., splenic,** the substance filling the spaces formed by the trabeculæ of the spleen. See *spleen.* **p. of a tooth.** See *p., dental.*

pulpa (*pul'-pah*). Pulp. **p. dentis,** dental pulp, see *pulp*.

pulpal (*pul'-pal*). Pulpar.

pulpar (*pul'-par*). Pertaining to pulp.

pulpation (*pulp-a'-shun*). See *pulpefaction*.

pulpifaction (*pul-pe-fak'-shun*) [*pulp; facere*, to make]. Conversion into a pulpy substance.

pulpiform (*pul'-pe-form*) [*pulpa*, pulp; *forma*, form]. Pulpy.

pulpify (*pul'-pe-fi*). To reduce to a pulpy condition.

pulpitis (*pul-pi'-tis*) [*pulp; ιτις*, inflammation]. Inflammation of the dental pulp.

pulpy (*pul'-pe*) [*pulp*]. Resembling pulp; characterized by the formation of a substance resembling pulp.

pulque (*pul'-ka*) [Sp.]. A fermented beverage prepared in Mexico from the juice of various species of *Agave*. **p. brandy.** See *mezcal.* **p. plant.** See *Agave*.

pulsate (*pul'-sāt*) [*pulsare*, to beat]. To beat or throb.

pulsatile (*pul'-sat-il*) [*pulsare*, to strike]. Pulsating; throbbing.

pulsatilla (*pul-sat-il'-ah*) [L.]. The herb of *Anemone pulsatilla* and of *Anemone pratensis*, of the order *Ranunculaceæ*, containing a crystalline principle, *anemonin*, $C_{15}H_{12}O_3$. Pulsatilla is employed in amenorrhea, dysmenorrhea, and in inflammation of mucous membranes. Anemonin is used in bronchitis and asthma. Dose ¼ gr. (0.022 Gm.). Dose of pulsatilla in powder 2–3 gr. (0.13–0.2 Gm.).

pulsating (*pul'-sa-ting*) [see *pulsation*]. Exhibiting pulsation. **p. aorta,** the pulsation of the abdominal aorta seen in nervous and anemic persons. **p. empyema,** an accumulation of pus in the pleural cavity that transmits the pulsations of the heart.

pulsation (*pul-sa'-shun*) [*pulsatio*, from *pulsare*, to strike]. A beating or throbbing. **p., suprasternal,** pulsation at the suprasternal notch. It may be due to aneurysm, a dilated aortic arch, or the presence of an anomalous artery.

pulse, pulsus (*puls, puls'-us*) [*pulsus*, the pulse]. 1. The intermittent change in the shape of an artery due to an increase in the tension of its walls following the contraction of the heart. The pulse is usually counted at the wrist (*radial pulse*), but may be taken over any artery that is palpable, as the temporal, brachial, femoral, dorsalis pedis, etc. 2. [πόλτος, a thick pap made of meal.] Leguminous plants or their seeds, as beans, peas, etc. **p., alternating, pulsus alternans,** a variety in which a large pulsation alternates with a small one. **p., anacrotic,** one the sphygmographic tracing of which is characterized by notches in the ascending limb. **p., anatricrotic,** one with three breaks in the ascending limb. **p., angry.** Synonym of *p., wiry.* **p., ardent,** one with a quick, full wave which seems to strike the finger at a single point. **p., bigeminal, pulsus bigeminus,** one in which the beats occur in pairs, so that the longer pause follows every two beats. **pul-**

sus bisferiens, a pulse in which the systote has a double beat, the second being the more pronounced. **p.-breath,** a peculiar audible pulsation of the breath corresponding to the heartbeats; observed in cases of dry cavities of the lungs, with thick walls not separated from the heart by permeable lung tissue. **p., capillary,** an intermittent filling and emptying of the capillaries of the skin. It is common in aortic regurgitation, and is seen under the fingernail or on the forehead. **p., caprizant,** *goat-leap pulse, q. v.* **p., catacrotic,** one with an elevation in the line of descent in the sphygmographic tracing. **pulsus celer,** a quick, short pulse. **pulsus celer et altus,** a quick, full pulse, seen especially in aortic regurgitation. **p., contracted,** a small pulse with high tension. **p.-clock,** a sphygmograph. **p., cordy,** a tense pulse. **p., Corrigan's.** See *Corrigan's pulse.* **p.-curve,** the tracing of the pulse, called a sphygmogram, made by the sphygmograph. **pulsus debilis,** a weak pulse. **p., decurtate,** a progressively decreasing pulse. **p., depressed,** a pulse both deep and weak. **p., dicrotic,** one in which the dicrotic wave or recoil wave is exaggerated. It is observed when the arterial tension is low, and gives to the finger the impression of two beats. **pulsus duplex,** a dicrotic pulse. **pulsus durus,** a hard, incompressible pulse. **p., entoptic,** the subjective illumination of a dark visual field with each heart-beat, a condition sometimes noted after violent exercise, and due to the mechanical irritation of the rods by the pulsating retinal arteries. **p., febrile,** that characteristic of fever: full, soft, and frequent, and exhibiting a well-marked dicrotism. **p., formicant,** a small, feeble pulse likened to the movements of ants. **p., frequent, pulsus frequens,** one recurring at short intervals and differing from a quick pulse, in which the pulse-wave has a quick rise. **p., full,** one in which the artery is filled with a large volume of blood and conveys a feeling of being distended. **p., funic,** the arterial tide in the umbilical cord. **p., gaseous,** a full, compressible pulse. **p., goat-leap,** a pulse marked by a weak pulsation succeeding a strong one. **p., guttural,** one felt in the throat. **p., hard,** one characterized by high tension and rigidity, **p., high-tension,** one due to increase of the peripheral resistance, together with a corresponding increase in the force of the ventricular systole. It is gradual in its impulse, long in duration, slow in subsiding, with difficulty compressible, and the artery between the beats feels like a firm round cord. **p., hyperdicrotic, p., hyperdicrotous,** a pulse of which the aortic notch falls below the base line, indicating very low tension, a symptom of great exhaustion. **p., infrequent,** one the rhythm of which is slower than normal; *i. e.,* in which the heartbeats are fewer in a given time than normal. **p., intermittent,** one in which one or more beats are dropped. **p., intricate,** an irregular, small, infrequent pulse. **p., irregular,** one in which the beats occur at irregular intervals, or in which the force, or both rhythm and force, varies. **p., jarring.** See *p., vibrating.* **p., jerky,** a pulse in which the artery is suddenly and markedly distended, as in aortic regurgitation. **p., jugular,** pulsation of the jugular veins in the neck. It is due to tricuspid regurgitation. **p., locomotive.** Synonym of *Corrigan's pulse.* **p., low-tension,** one sudden in its onset, short, and quickly declining. It is easily obliterated by pressure. **p., monocrotic,** one in which dicrotism is entirely absent. **p., paradoxic, pulsus paradoxus,** one that is weaker during inspiration, a condition sometimes observed in adherent pericardium. **p., polycrotic,** one with more than two rhythms for each heart beat. **p.-pressure,** the difference between the systolic and diastolic pressure. **pulsus quadrigeminus, p. trigeminus,** a pulse in which a pause occurs after every fourth or third beat respectively. **p., quick,** one that strikes the finger rapidly, but also leaves it rapidly. **p.-rate,** the number of pulsations of an artery in a minute. **p., retrosternal,** a venous pulse believed to be due to the pulsation of the left innominate vein, perceived on depressing the integument of the suprasternal notch. **p., running,** a very weak, frequent pulse with low tension in the arteries, one pulse-wave running into the next with no apparent interval; it is observed after hemorrhage. **p., senile,** one characteristic of old age. The secondary waves on the descending line of the sphygmogram are prominent and the first descending wave relatively large. **p., shabby,** an ill-defined pulse due to weak heart and relaxed arteries. **p., shuttle,** one in which the wave passes under the finger as if floating something solid with a fluid. **p., slow,** one indicating a lengthened systolic contraction of the heart and prolonged diastole—often used to signify a pulse of slow rate. **p., soft,** a pulse that is readily compressed. **p., supradicrotic,** a dicrotic pulse in which the dicrotic wave resembles the cardiac beat. **pulsus tardus,** a slow pulse. **p., thready,** one that is scarcely perceptible, feeling like a thread under the finger. **p. tricrotic,** a pulse in which the three waves normally present are abnormally distinct. **p., venous,** a pulse observed in a vein. **p., vermicular,** a pulse imitating the movement of a worm. **p., vibrating, pulsus vibrans,** a tense pulse with a wave arising quickly, giving the impression under the finger of the vibrations of a piece of tense catgut. **p., water-hammer.** See *Corrigan's pulse.* **p. wave,** the condition of expansion that begins with each cardiac systole and is propagated along the aorta and the arteries ending normally at the capillaries. **p., wiry,** a small rapid, tense pulse, feeling like a cord, under the finger. It is observed in acute peritonitis.

pulseless (*puls'-les*). Devoid of pulse or pulsation.

pulsellum (*pul-sel'-um*) [*pulsellum,* dim. of *pulsus,* a beating: *pl., pulsella*]. A propulsive filament; a modified form of flagellum.

pulsimeter (*pul-sim'-et-er*) [*pulse; μέτρον,* a measure]. An instrument for determining the rate or force of the pulse.

pulsometer (*pul-som'-et-er*). Same as *pulsimeter.*

pulsus (*pul'-sus*). A pulse. *q. v.*

pultaceous (*pul-ta'-shus*) [*pulp*]. Having the consistence of pulp; mushy; soft.

pulv. Abbreviation of Latin *pulvis,* powder.

pulver (*pul'-ver*). See *pulvis.*

pulveres (*pul'-ver-ēz*). Plural of *pulvis.*

pulverflator (*pul'-ver-fla'-tor*) [*pulvis,* powder; *flare,* to blow]. An instrument designed for blowing or spraying impalpable powders.

pulverization (*pul-ver-i-za'-shun*) [*pulvis,* powder]. The act of reducing a substance to powder.

pulverize (*pul'-ver-īz*) [*pulvis,* powder]. To reduce to a powder.

pulverulence (*pul-ver'-oo-lens*). The condition of being reduced to powder.

pulverulent (*pul-ver'-oo-lent*). Resembling or of the nature of a powder.

pulvillus (*pul-vil'-us*) [L., "a little cushion"]. An olive-shaped pad of lint used in plugging deep wounds.

pulvinar (*pul-vi'-nar*) [L., "couch"]. 1. The posterior tubercle of the thalamus opticus. 2. The fatty mass that occupies a part of the acetabulum. 3. A surgical pad. 4. A medicated cushion.

pulvinate (*pul'-vin-āt*) [*pulvinus*, a cushion]. 1. With a convex surface said of bacterial cultures. 2. Same as *pulvinar*.

pulvis [L.; pl., *pulveres*]. A powder. **p. acetanilidi compositus** (U. S. P.), a mixture of acetanilid, caffeine, and sodium bicarbonate. **p. aromaticus** (U. S. P.), a mixture of cinnamon, ginger, nutmeg, and cardamom seeds; used as a carminative. Dose 10–30 gr. (0.65–2.0 Gm.). **p. cretæ compositus** (U. S. P.), consists of prepared chalk, powdered acacia, and sugar, and is used as a mild astringent. Dose 10 gr.–1 dr. (0.65–4.0 Gm.). **p. effervescens compositus** (U. S. P.), Seidlitz powder, a preparation consisting of two powders: the white paper contains 35 gr. of tartaric acid, the blue paper, 40 gr. of sodium bicarbonate and 2 dr. of Rochelle salt. **p. glycyrrhizæ compositus** (U. S. P.), consists of senna, licorice, oil of fennel, washed sulphur, sugar; it is used as a laxative. Dose ½–2 dr. (2–8 Gm.). **p. ipecacuanhæ et opii** (U. S. P.). See *opium, powder of ipecac and*. **p. jalapæ compositus** (U. S. P.), consists of jalap, 35 parts; potassium bitartrate, 65 parts; it is used as a hydragogue cathartic. Dose ½–1 dr. (2–4 Gm.). **p. morphinæ compositus** (U. S. P.), consists of morphine sulphate, camphor, glycyrrhiza, precipitated calcium carbonate, and alcohol. Dose 7½ gr. (0.5 Gm.). **p. rhei compositus** (U. S. P.), consists of rhubarb, magnesia, and ginger; it is used as a mild laxative. Dose ½–1 dr. (2–4 Gm.).

pulvule (*pul'-vūl*) [*pulvis*, powder]. Trade name of a capsule containing a powdered drug.

pumex (*pū'-meks*) [*spumex*, foam]. See *pumice*.

pumice (*pum'-is*) [*pumex*]. Pumice-stone, used as a detergent for the skin and an ingredient in some dentifrices.

pumiline (*pū'-mil-ēn*). The oil from the young branches of *Pinus pumilio*.

pump. An apparatus either drawing up a liquid into its hollow chamber, or, after sucking up the liquid, forcibly ejecting it from one end. **p., air-**, one used to exhaust the air from a chamber or to force more air into a chamber already filled with air. **p., Alvegniat's.** See under *Alvegniat*. **p., breast-**, a pump for removing milk from the breast. **p., dental**, one for removing saliva during dental operations. **p., stomach-**, one for removing the contents of the stomach in cases of poisoning.

pumpkin-seed. The seed of *Cucurbita pepo* of the order *Cucurbitaceæ*. The seed *pepo* (U. S. P.) is used against tape-worm. Dose 4 oz. (130 Cc.).

puncta (*punk'-tah*) [pl. of *punctum*, a point]. See *punctum*. **p. dolorosa**, tender or painful points at the exit or in the course of nerves the seat of neuralgia; also called Valeix's points. **p. lacrimalia**, the orifices of the lacrimal canaliculi in the eyelids near the inner canthus. **p. vasculosa**, minute red spots studding the cut surface of the white central mass of the brain. They are produced by the blood escaping from divided blood-vessels.

punctate, punctated (*punk'-tat, punk'-ta-ted*) [*punctum*, point]. Dotted; full of minute punctures.

puncticulum (*punk-tik'-u-lum*) [dim. of *punctum*, a point; pl., *puncticula*]. A small point; petechia.

punctiform (*punk'-tif-orm*) [*punctum*, point; *forma*, form]. 1. Having the nature or qualities of a point; seeming to be located at a point; as a *punctiform* sensation. 2. Denoting very minute colonies, in bacteriology.

punctio (*punk'-she-o*). The act of making a puncture, or of dotting.

punctum (*punk'-tum*) [L.]. A point. **p. cæcum.** See *blind spot*, **p. lacrimale.** See *puncta lacrimalia*. **p. proximum.** See *near-point*. **p. remotum.** See *far-point*. **p. saliens**, the first trace of the embryonic heart.

punctura (*punk-tū'-rah*) [L.]. Puncture.

puncturatio (*punk-tū-ra'-she-o*). The act of puncturing.

puncture (*punk'-chur*) [*pungere*, to prick]. 1. A hole made by a pointed instrument. **p., diabetic**, puncture of the fourth ventricle, which produces glycosuria. **p., exploratory**, the puncture of a cyst or cavity for removal of a portion of its contents for examination. **p., lumbar**, puncture of the spinal canal for the withdrawal of cerebrospinal fluid for examination or for the relief of abnormal tension. **p., spinal.** See *p., lumbar*.

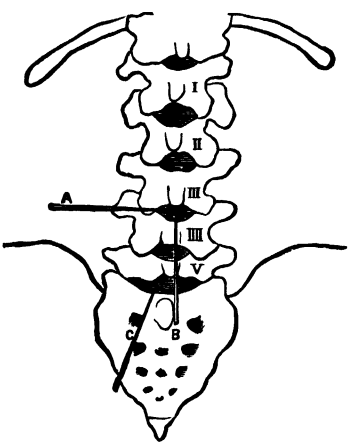

LUMBAR PUNCTURE.
A Quincke's site; B, Marin's site; C, Chipault's site.

punctured (*punk'-tūrd*) [*puncture*]. Produced by a prick, as a *punctured* wound.

pungent (*pun'-jent*) [*pungere*, to prick]. Acrid; penetrating; producing a painful sensation.

Punica (*pū'-nik-ah*) [*punicum*, the pomegranate]. A genus of polypelatous plants. **P. granatum.** See *pomegranate*.

puniceous (*pū-nish'-us*) [*puniceus*, red]. Bright-carmin color.

punicin (*pū'-nis-in*) [*puniceus*, reddish]. 1. A crystalline coloring-matter obtained from the colorless juices of certain kinds of shell-fish (*Purpura lapellus, P. patula*); on exposure to the sunlight it becomes of a purple color.

punicine (*pū'-nis-ēn*). Synonym of *pelletierine*.

punktograph (*punk'-to-graf*) [*punctum*, point; γράφειν, to record]. A radiographic instrument for the surgical localization of foreign bodies, as bullets embedded in the tissues.

punudos (*poo-noo'-dos*). A disease resembling leprosy, but without the leprosy bacillus, found in Guatemala; pseudoleprosy.

P. U. O. Abbreviation for Pyrexia of unknown origin; a form of trench fever.

pupa (*pū'-pah*) [*pupa*, a girl, doll, puppet: *pl.*, *pupæ*]. In biology, the second stage of development from the egg, of such insects as undergo complete metamorphosis.

pupal (*pū'-pal*) [*pupa*, a doll]. Pertaining to a pupa.

pupil (*pū'-pil*) [*pupilla*, a little girl; the name is believed to be derived from the small images seen in the pupil]. The aperture in the iris of the eye for the passage of light. **p., Argyll Robertson.** See *Argyll Robertson pupil*. **p., artificial,** an aperture made by iridectomy when the normal pupil is occluded. **p., cat's-eye,** an elongated slit-like pupil. **p., multiple,** the presence of bands dividing the pupil into several portions due to persistence of portions of the fetal pupillary membrane. **p., pinhole,** extreme miosis.

pupilla (*pū-pil'-ah*) [L.]. The pupil of the eye.

pupillary (*pū'-pil-a-re*) [*pupil*]. Pertaining to the pupil. **p. membrane.** See *membrane, pupillary*. **p. membrane, persistent.** See under *membrane, pupillary*. **p. reflex.** See under *reflex*.

pupillometer (*pū-pil-om'-et-er*) [*pupil*]. An instrument for measuring the pupil of the eye.

pupilloscopy (*pū-pil-os'-ko-pe*) [*pupil*; σκοπεῖν, to inspect]. 1. Examination of the pupil. 2. Retinoscopy.

pupillostatometer (*pū-pil-o-stat-om'-e-ter*) [*pupilla*, pupil; στάτος, placed; μέτρον, a measure]. An instrument for measuring the exact distance between the centers of the two pupils.

pural (*pū-ral*). Trade name of a disinfecting agent consisting of powdered wood charcoal, saturated with a mixture of menthol, carbolic and benzoic acids, and compressed into cylinders, which are ignited for disinfection.

Purdy's method (*pur'-de*) [Charles Wesley *Purdy*, American physician, 1846–1901]. Determination of salts and albumin in the urine by centrifuging the urine. **P.'s solution,** a modification of Fehling's solution for the quantitative estimation of glucose. Solution I: pure crystallized copper sulphate, 4.158 Gm.; distilled water, q. s. and 500 Cc. Solution II: Rochelle salt, 20.4 Gm.; pure potassium hydroxide, 20.4 Gm.; ammonium hydroxide (sp. gr. 0.88), 300 Cc.; distilled water, q. s. ad 500 Cc. Mix 5 Cc. of each solution and this mixture will indicate 0.005 Gm. of glucose.

purgament, purgamentum (*per'-gam-ent, per-gam-en'-tum*) [*purgare*, to purge: *pl.*, *purgamenta*]. 1. A purge. 2. In the plural, the lochia; also, excrement.

purgatin, purgatol (*pur-ga-tin,-ol*). See *anthrapurpurin diacetate*.

purgation (*pur-ga'-shun*) [*purge*]. 1. The evacuation of the bowels by means of purgatives. 2. Cleansing.

purgative (*pur'-ga-tiv*) [*purge*]. 1. Producing purgation. 2. A purge, *q. v.*

purge (*purj*) [*purgare*, to purge]. 1. To cause free evacuation of the bowel. 2. A drug that causes free evacuation of the bowel.

purgen (*pur'-jen*). See *phenolphthalein*.

purgerine (*pur-jer-en*). A proprietary syrup of senna; laxative.

purging nut. Curcas, the seed of *Jatropha purgans* or *J. curcas*, having cathartic properties. Syn., *Barbados nut*.

purgolax (*pur-go-lax*). Trade name of fruit pastilles containing phenolphthalein.

purified (*pū'-rif-id*) [*purus*, pure; *facere*, to make]. Cleansed; freed from extraneous matter.

puriform (*pū-re-form*) [*pus*; *forma*, form]. Resembling pus.

purin, purine (*pū'-rin*). A synthesized substance ($C_5H_4N_4$) from which may be derived a series of compounds known as xanthin bases, and uric acid. **p.-bases, p.-bodies,** those derived from purin by simple substitution of the various hydrogen atoms by hydroxyl, amide, or alkyl groups; *e. g.*, adenin, hypoxanthin, guanin, xanthin, and the methylxanthins, theobromine, caffeine, etc., together with uric acid. **p.s., endogenous,** those originating from nuclein cleavage during metabolic processes. **p.s., exogenous,** those derived from the purin-bodies of food-stuffs.

purinemia, purinæmia (*pū-rin-e'-me-ah*) [*purin*; αἷμα, blood]. The presence of purin bodies in the blood.

purinemic (*pū-rin-e'-mik*). Pertaining to, or suffering from, purinemia.

purinometer (*pū-rin-om'-et-er*) [*purin*; μέτρον, a measure]. An apparatus consisting of a graduated separator with a uniform bore for the clinical estimation of urinary purins.

Purkinje's cells (*poor-kin'-ye*) [Johannes Evangelista *Purkinje*, Bohemian anatomist and physiologist, 1787–1869]. Large ganglion-cells of the cerebellar cortex, disposed as a single row at the junction of the nuclear and the molecular layer, and presenting pyriform or flask-shaped bodies, 60–76 μ in their longest diameter. **P.'s corpuscles,** the lacunæ of bone. **P.'s fibers,** anastomosing muscular fibers found in the subendocardial tissue of some animals. They are made up of polyhedral nucleated cells, the margins of which consist of fine transversely striated fibers. **P.'s figures,** the dark lines which are seen on a yellow back-ground when a candle is held a short distance from the eye in a darkened room. They are produced by the retinal vessels. **P.'s granular layer.** See *Czermak's interglobular spaces*. **P.'s images,** three pairs of images of one object seen in an observed pupil: the first, erect, reflected from the anterior surface of the cornea; the second, erect, reflected from the anterior surface of the lens; the third, inverted, reflected from the posterior capsule of the lens. **P.'s network,** the network of beaded fibers (*Purkinje's fibers*) visible to the naked eye in the subendocardial tissue of the ventricles. **P.'s** vesicle, the germinal vesicle.

Purkinje-Sanson's images (*poor-kin'-ye san'-sun*) See *Purkinje's images*.

Purmann's method (*pur'-man*) [Matthæus Gottfried *Purmann*, German surgeon, 1648–1721]. For the treatment of aneurysm. by extirpating the aneurysmal sac.

puro (*pū'-ro*). A meat-juice, made by expression of the meat. It contains 21 % of unchanged albumin.

puroform (*pū'-ro-form*). A proprietary antiseptic and disinfectant said to be a combination of zinc and formaldehyde, thymol, menthol, and eucalyptol.

purohepatitis (*pū-ro-hep-at-i'-tis*) [*pus; ἧπαρ*, liver; *ιτις*, inflammation]. Purulent hepatitis.

puromucous (*pū-ro-mū'-kus*) [*pus; mucus*]. Purulent and mucous.

puronal (*pū'-ron-al*). A proprietary antiseptic compound said to contain acetanilid, 97.22%, and bismuth subiodide, 2.35%.

purple, visual. See *rhodopsin*.

purples (*pur'-plz*) [*purpureus*, purple]. 1. A popular name for purpura; also, 2. for petechial spots. 3. Swine fever.

purposive (*pur'-po-siv*). Functional; not vestigial, and not rudimentary; regarded as fulfilling an end or purpose in the economy. **p. acts**, those acts performed with the consent of the will.

purpura (*pur'-pūr-ah*) [L.]. A disease characterized by hemorrhages into the skin, taking the form of petechiæ, macules, or large patches. It may occur as an independent affection, or be symptomatic of other diseases. **p. annularis telangiectodes**, an eruption of purpuric spots, grouped in a ring-form, and accompanied by telangiectasis. **p. fulminans**, a grave form of purpura developing in young children as a sequel to acute infectious diseases. It is of short duration, is marked by extensive extravasations, grave constitutional symptoms, and usually ends fatally. **p. hæmorrhagica**, a systemic disease with marked constitutional symptoms, followed by an eruption of hemorrhagic petechiæ upon the legs, and extending in successive crops over the whole body-surface, coalescing to form extensive irregular ecchymotic patches or even raised bloody tumors. Hemorrhages may take place from the mucous surfaces or into the serous cavities. Syn., *land-scurvy; morbus maculosus Werlhofii; Werlhof's disease*. **p. rheumatica**, a form with fever and rheumatic pains. **p. simplex**, the mildest degree of purpura. **p. urticans.** See *urticaria hæmorrhagica*.

purpuraceous (*pur-pū-ra -se-us*) [*purpura*, purple]. Of a purple color.

purpuric (*pur-pū'-rik*) [*purpura*] Pertaining to or resembling purpura.

purpuriferous (*pur-pū-rif'-ur-us*) [*purpura*, purple; *ferre*, to bear]. Producing a purple pigment.

purpurigenous (*pur-pū-rij'-en-us*). Purpuriferous.

purpurin (*pur'-pū-rin*) [*purpura*], $C_{14}H_8O_5$. 1. A dye present with alizarin in madder-root, but also prepared artificially. 2. Uroerythrin, a red coloring-matter sometimes present in urinary deposits.

purpurinuria (*pur-pū-rin-ū'-re-ah*). The excretion of purpurin in the urine; porphyruria.

purr (*pur*). A low murmur.

purring thrill. A fine trembling vibration like the purring of a cat perceived by palpation over the precordium. It may be due to aneurysm or to valvular heart esion, especially mitral stenosis.

pursianin (*pur'-si-an-in*). A glucoside found in cascara sagrada.

purulence, purulency (*pūr'-ū-lens, pūr'-ū-len-se*) [*pus*]. The state of being purulent; suppuration.

purulent (*pūr'-ū-lent*) [*pus*]. Having the character of or containing pus; characterized by the formation of pus. **p. catarrh**, an inflammation of a mucous membrane accompanied by the production of pus. **p. edema**, a general infiltration of pus together with much fluid.

puruloid (*pūr'-ū-loid*) [*pus; εἶδος*, like]. Resembling pus; puriform.

pus [L.]. A liquid substance consisting of cells and an albuminous fluid (liquor puris), formed in certain kinds of inflammation. See *Donné's test*. **p., blue**, pus colored blue by *Bacillus pyocyaneus*. **p.-corpuscles**, the corpuscles found in pus. **p., curdy**, pus containing cheesy-looking flakes. **p., ichorous**, pus that is thin and acrid. **p., laudable**, a whitish, inodorous pus, formerly thought to be essential to the healing of wounds. **p., orange**, pus colored by the presence of hematoidin crystals. **p., sanious**, pus mixed with blood. **p.-tube.** See *pyosalpinx*.

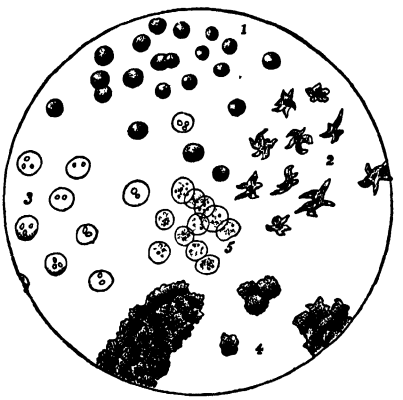

PUS CORPUSCLES. (After *Ultzmann*.)

1, Normal; 2, showing ameboid movements; 3, nuclei rendered distinct by acetic acid, 4, as observed in chronic pyelitis; 5, swollen by ammonium carbonate.

pustula maligna (*pus-tū'-lah ma-lig'-nah*). Anthrax.

pustulant (*pus'-tū-lant*) [*pustule*]. 1. Causing the formation of pustules. 2. An irritant substance giving rise to the formation of pustules.

pustular (*pus'-tū-lar*) [*pustule*]. Characterized by the presence of pustules.

pustulation (*pus-tū-la'-shun*) [*pustule*] The formation of pustules.

pustule (*pus'-tūl*) [*pustula*, a pustule]. A small circumscribed elevation of the skin containing pus. **p., malignant**, anthrax.

pustuliform (*pus'-tū-lif-orm*) [*pustula, forma*, form]. Resembling a pustule.

pustulocrustaceous (*pus-tū-lo-krus-ta'-shus*) [*pustule; crusta*, crust]. Characterized by the formation of pustules and crusts.

pustuloderma (*pus-tū-lo-der'-mah*) [*pustule; δέρμα*, the skin]. Any skin disease characterized by the formation of pustules.

pustulose, pustulous (*pus'-tū-lōs, pus'-tū-los*) [*pustula*, pustule]. Characterized by pustules.

pusula (*pus'-ū-lah*) [L.]. 1. Pustule. 2. Erysipelas.

putamen (*pū-ta'-men*) [L., "a husk"]. The outer darker part of the lenticular nucleus of the brain.

Putnam-Dana's symptom-complex [James Jackson *Putnam*, American neurologist, 1846– ; Charles Loomis *Dana*, American neurologist, 1852–]. Combined sclerosis of the lateral and posterior columns of the spinal cord.

Putnam's sign (*put'-nam*) [James Jackson *Putnam*, American neurologist, 1846–]. Absolute increase of measurements from the anterior superior iliac spine to the internal malleolus; it is observed in hysterical hip disease.

putrefaction (*pū-tre-fak'-shun*) [*putrid; facere*, to make]. The decomposition of nitrogenous organic matter under the influence of microorganisms, accompanied by the development of disagreeable odors, due to the evolution of ammonia, hydrogen sulphide, and other gases, and the production of aromatic bodies. In addition, many other compounds are formed, among which ptomaines are the most important. The end-products are water, nitrogen, methane, and carbon dioxide.

putrefactive (*pū-tre-fak'-tiv*) [see *putrefaction*]. Pertaining to or causing putrefaction. **p. alkaloid**, a ptomaine.

putrefy (*pū'-tre-fi*). To render putrid.

putrescence (*pū-tres'-ens*) [*putrescere*, to become rotten]. The state or process of putrefaction.

putrescent (*pū-tres'-ent*) [see *putrescence*]. Undergoing putrefaction.

putrescentia (*pū-tres-en'-she-ah*). See *putrescence*. **p. uteri**, the severest form of puerperal endometritis, with sanious ulceration of the wall of the uterus extending to the peritoneum.

putrescibility (*pū-tres-e-bil'-it-e*) [*putrescere*, to grow rotton]. Capacity for undergoing putrefaction.

putrescine (*pū-tres'-in*) [see *putrescence*], $C_4H_{12}N_2$. Tetramethylenediamine. A poisonous ptomaine, a clear, rather thin liquid, of a disagreeable odor, boiling at 156°–157° C.

putrid (*pū'-trid*) [*putridus*, rotten]. Rotten; characterized by putrefaction. **p. fever**, Typhus, *q.v.*

putrify (*pū'-tre-fi*) [*putrefacere*, to putrefy]. To render putrid.

putrilage (*pū'-tril-āj*) [*putrid*]. Putrescent material.

putrilaginous (*pū-tril-aj'-in-us*) [*putrid*]. Gangrenous.

putromaine (*pū-tro-ma'-in*). A ptomaine developed in putrefactive processes.

Puzos' method (*pū-zo*) [Nicolas *Puzos*, French obstetrician, 1686–1753]. Early rupture of the membranes in case of placenta prævia.

pyæmia (*pi-e'-me-ah*). See *pyemia*.

pyapostasis (*pi-ap-os'-tas-is*) [πύον, pus; ἀπόστασις, a standing off]. Metastasis of pus.

pyarthrosis (*pi-ar-thro'-sis*) [πῦον, pus; ἄρθρον, a joint]. Suppuration of a joint.

pycnic (*pik'-nik*). See pycnotic.

pycnocardia (*pik-no-kar'-de-ah*) [πυκνός, frequent; καρδία, heart]. See *tachycardia*.

pycnoepilepsy (*pik-no-ep'-il-ep-se*) [πυκνός, frequent; *epilepsy*]. Frequent epileptic attacks of slight severity.

pycnometer (*pik-nom'-et-er*) [πυκνός, thick; μέτρον, measure]. 1. An instrument for the determination of the specific gravity of fluids. 2. An instrument for the measurement of the thickness of objects.

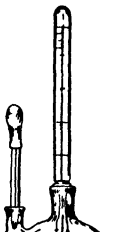

PYCNOMETER

pycnomorphous, pyknomorphous (*pik-no-morf'-us*) [πυκνός, thick; μορφή, form]. Applied to nerve-cells in which the stained parts of the cell-body are compactly arranged.

pycnophrasia (*pik-no-fra'-se-ah*) [πυκνός, thick; φράσις, speech]. Thickness of speech.

pycnosis (*pik-no'-sis*) [πυκνός, thick]. 1. Thickening; inspissation. 2. A degenerative change in cells whereby the protoplasm is condensed and the cells shrink in volume.

pycnosphygmia (*pik-no-sfig'-me-ah*). See *tachycardia*.

pycnotic (*pik-not'-ik*). Pertaining to or characterized by pycnosis.

pyecchysis (*pi-ek'-is-is*) [πύον, pus; ἔκχυσις, effusion]. Effusion of pus.

pyedema, pyœdema (*pi-e-de'-mah*) [πῦον, pus; *edema*]. Edema due to purulent infiltration.

pyelectasia (*pi-el-ek-ta'-se-ah*) [*pyelo-*; ἔκτασις, stretching]. Dilatation of the renal pelvis.

pyelitic (*pi-el-it'-ik*). Relating to or affected with pyelitis.

pyelitis (*pi-el-i'-tis*) [πύελος, a trough; ῖτις, inflammation]. Inflammation of the pelvis of the kidney. **p., calculous**, that due to calculi.

pyelo- (*pi-e-lo*) [πύελος, a trough]. A prefix denoting relation to the kidney or to the pelvis of the kidney.

pyelocystitis (*pi-el-o-sis-ti'-tis*) [*pyelo-; cystitis*]. Pyelitis with cystitis.

pyelocystostomosis (*pi-e-lo-sist-o-sto-mo'-sis*) [*pyelo-; κύστις*, a bladder; στόμα, a mouth]. The establishment of direct communication between the kidney and the bladder.

pyelogram (*pi'-el-o-gram*). A skiagram of the renal pelvis and ureter.

pyelography (*pi-el-og'-ra-fe*). Skiagraphy of a renal pelvis and ureter which have been filled with a silver salt solution.

pyelolithotomy (*pi-el-o-lith-ot'-o-me*) [*pyelo-; lithotomy*]. Removal of a renal calculus through an incision into the pelvis of the kidney.

pyelometer (*pi-el-om'-et-er*). Same as *pelvimeter*.

pyelonephritic (*pi-el-o-nef-rit'-ik*). Pertaining to pyelonephritis.

pyelonephritis (*pi-el-o-nef-ri'-tis*) [*pyelo-; nephritis*]. Inflammation of the kidney and its pelvis.

pyelonephrosis (*pi-el-o-nef-ro'-sis*). 1. Synonym of *pyelonephritis*. 2. Any disease of the pelvis of the kidney.

pyeloplication (*pi-el-o-pli-ka'-shun*) [*pyelo-; plica*]. Operative infolding of a dilated renal pelvis.

pyeloscopy (*pi-el-os'-ko-pe*). Fluoroscopic examination of the pelvis of the kidney.

pyelotomy (*pi-el-ot'-o-me*) [*pyelo-; τομή*, a cutting]. Incision of the renal pelvis.

pyelovenous back flow (*pi-el-o-ve'-nus*) [*pyelo-; venous*]. The phenomenon of drainage from the renal pelvis into the venous system, due to back pressure.

pyemesis (*pi-em'-is-is*) [πῦον, pus; ἔμεσις, vomiting]. Vomiting of pus.

pyemia, pyæmia (*pi-e'-me-ah*) [πῦον, pus; αἷμα, blood]. A disease due to the presence of pyogenic microorganisms in the blood and the formation, wherever these organisms lodge, of embolic or metastatic abscesses. **p., arterial**, a name given to pyemia produced by disorganization of a cardiac thrombus and the dissemination of emboli through the arterial circulation. **p., cryptogenic**, a condition in which the primary suppuration occurs in the deeper tissues of the body. **p. otogenous**, pyemia originating in the ear.

pyemic (*pi-em'-ik* or *pi-e'-mik*) [*pyemia*]. Pertaining to or affected with pyemia.

pyemide (*pi'-em-īd*) [πῦον, pus; pl., *pyemides*]. A cutaneous manifestation the result of metastases in pyemia.

pyencephalus (*pi-en-sef'-al-us*). Suppuration within the cranium.

pyenin (*pi'-en-in*). Paranuclein.

pyesis (*pi'-e-sis*). Synonym of *suppuration*.

pygal (*pi'-gal*) [πυγή, buttock]. Pertaining to the buttocks.

pygalgia (*pi-gal'-je-ah*) [πυγή, rump; ἄλγος, pain]. Pain in the buttocks.

pygalopubic (*pi-gal-o-pū'-bik*) [πυγή, buttock; *pubes*]. Relating to the buttocks and the pubes.

pygmalionism (*pig-ma'-le-on-izm*) [*Pygmalion*, king of Cyprus, who fell in love with an ivory image of a maiden]. Falling in love with a statue, a form of erotomania.

pygodidymus (*pi-go-did'-im-us*) [πυγή, buttock; δίδυμος, twin]. A double monster united by the buttocks.

pygomelus (*pi-gom'-el-us*) [πυγή, buttock; μέλος, a member]. A monster with a parasite attached to the hypogastric region or to the buttock.

pygopagus (*pi-gop'-ag-us*) [πυγή, buttock; πάγος, joined]. A monster with conjoined buttocks or backs.

pyic (*pi'-ik*). Synonym of *purulent*.

pyin (*pi'-in*) [πῦον, pus]. An albuminous substance of complex constitution occurring in pus. It may be separated by adding sodium chloride and filtering.

pykno-. For words beginning thus, see *pycno-*.

pyknolepsy (*pik'-no-lep-se*). Pycnoepilepsy.

pyla (*pi'-lah*) [πύλη, gate]. Opening between the third ventricle and Sylvian aqueduct.

pylar (*pi'-lar*). Relating to the pyla.

pyle (*pi'-le*) [πύλη, a gate]. The portal vein.

pylema (*pi-le'-mah*) [*pyle*; αἷμα, blood]. The blood of the portal vein.

pylemphraxis (*pi-lem-fraks'-is*) [πύλη, gate; ἔμφραξις, obstruction]. Obstruction of the portal circulation.

pylephlebectasis, pylephlebectasia (*pi-le-fleb-ek'-tas-is, pi-le-fleb-ek-ta'-ze-ah*). [πῦλη, gate; φλέψ, vein]. Dilatation of the portal vein, which is usually caused by some obstruction in the liver, or it may be due to relaxation of the vessel-walls from some disturbance of innervation.

pylephlebitis (*pi-le-fleb-i'-tis*) [*pyle*; *phlebitis*]. Inflammation of the portal vein. The condition is usually secondary to disease of the intestine, is generally suppurative in character, and gives rise to the symptoms of pyemia

pylethrombophlebitis (*pi-le-throm-bo-fleb-i'-tis*) [*pyle*; *thrombosis*; *phlebitis*]. Inflammation and thrombosis of the portal vein.

pylethrombosis (*pi-le-throm-bo'-sis*) [*pyle*; *thrombosis*]. Thrombosis of the portal vein.

pylic (*pi'-lik*) [*pyle*]. Pertaining to the portal vein.

pylon (*pi'-lon*). An artificial leg, usually in the form of a wooden stump.

pyloralgia (*pi'-lor-al'-je-ah*) [*pylorus*; ἄλγος, pain] Pain in the region of the pylorus.

pylorectomy (*pi-lor-ek'-to-me*) [*pylorus*; ἐκτομή, excision]. Excision of the pylorus.

pyloric (*pi-lor'-ik*) [*pylorus*]. Pertaining to the pylorus. **p. glands**, glands situated in the region of the pylorus and secreting the gastric juice. **p. orifice**. See *pylorus* (1). **p. valve**. See *pylorus* (2).

pyloristenosis (*pi-lor-is-ten-o'-sis*) [*pyloro-*; στενός, narrow]. Contraction of the pylorus.

pyloritis (*pi-lor-i'-tis*) [*pyloro-*; ιτις, inflammation]. Inflammation of the pylorus.

pyloro- (*pi-lo-ro-*) [*pylorus*]. A prefix meaning relating to the pylorus.

pylorochesis (*pi-lor-o-ke'-sis*) [*pyloro-*; ὀχησις, a holding]. Obstruction of the pylorus.

pylorocolic (*pi-lor-o-kol'-ik*). Pertaining to or connecting the pyloric end of the stomach with the transverse colon.

pylorodilator (*pi-lor-o-di-la'-tor*). An appliance for dilating the pyloric orifice of the stomach.

pylorodiosis (*pi-lor-o-di-o'-sis*) [*pyloro-*; διωσις, a pushing through]. Loreta's operation: digital divulsion of the pyloric orifice following gastrotomy.

pylorogastrectomy (*pi-lor-o-gas-trek'-to-me*) [*pyloro-*; *gastrectomy*]. Resection of the pyloric end of the stomach.

pyloroplasty (*pi-lor'-o-plas-te*) [*pyloro-* πλάσσειν, to form]. Plastic operation upon the pylorus

pyloroptosis, pyloroptosia (*pi-lor-op-to'-sis, pi-lor-op-to'-se-ah*) [*pyloro-*; πτῶσις, falling]. Downward displacement of the pylorus.

pyloroscopy (*pi-lor-os'-ko-pe*) [*pyloro-*; σκοπεῖν, to view]. Inspection of the pylorus.

pyloroscirrhus (*pi-lor-o-skir'-us*) [*pyloro-*; σκίρρος, induration]. Scirrhus of the pylorus.

pylorospasm (*pi-lor'-o-spazm*). Spasm of the pylorus.

pylorostenosis (*pi-lor-o-ste-no'-sis*) [*pyloro-*; *stenosis*]. Stenosis, or stricture, of the pylorus.

pylorostomy (*pi-lor-os'-to-me*) [*pyloro-*; στόμα, mouth]. Making an opening through the abdominal wall into the pylorus.

pylorus (*pi-lo'-rus*) [πυλωρός, a gate-keeper]. 1. The circular opening of the stomach into the duodenum. 2. The fold of mucous membrane and muscular tissue surrounding the aperture between the stomach and the duodenum. **p., antrum of**, the portion of the stomach between the pyloric orifice and the sphincter antri pylorici or transverse band.

pyo- (*pi-o-*) [πῦον, pus]. A prefix denoting pertaining to pus.

pyoblenna (*pi-o-blen'-ah*) [*pyo-*; βλέννα, mucus]. Muco-pus.

pyoblennorrhea (*pi-o-blen-or-e'-ah*) [*pyo-*; βλέννα, mucus; ῥοία, a flow]. A muco-purulent discharge.

pyocele (*pi'-o-sēl*) [*pyo-*; κήλη, hernia]. Hernia with pus in its sac.

pyocelia, pyocœlia (*pi-o-se'-le-ah*) [*pyo-*; κοιλία, a hollow]. Pus in the abdominal cavity.

pyocenosis (*pi-o-sen-o'-sis*) [*pyo-*; κένωσις, emptying]. The evacuation of a pus-cavity.

pyocephalus (*pi-o-sef'-al-us*) [*pyo-*; κέφαλη, head]. Pus inside the cranium. **p., circumscribed**, abscess of the brain.

pyochezia (*pi-o-ke'-ze-ah*) [*pyo-*; χέζειν, to defecate]. Discharge of pus from the intestines.

pyococcus (*pi-o-kok'-us*). Any pus-producing coccus.

pyocolpocele (*pi-o-kol'-po-sēl*). A suppurating tumor of the vagina.

pyocolpos (*pi-o-kol'-pos*) [*pyo-*; κόλπος, vagina]. An accumulation of pus within the vagina.

pyoctanin (*pi-ok'-tan-in*). See *pyoktanin*.

pyocyanase (*pi-o-si'-an-ās*) [*pyo-*; κύανος, blue]. The specific bacteriolytic enzyme of *Bacillus pyocyaneus*. It is said to digest the bacilli of typhoid, diphtheria, anthrax and cholera, and also fibrin.

pyocyanic (*pi-o-si-an'-ik*). Pertaining to blue pus, or to pyocyanin.

pyocyanin (*pi-o-si'-an-in*) [see *pyocyanase*], $C_{14}H_{14}NO_2$. A colored substance derived from blue pus and from cultures of *Bacillus pyocyaneus*.

pyocyanogenic (*pi-o-si-an-o-jen'-ik*). Producing pyocyanin.

pyocyanolysin (*pi-o-si-an-ol'-is-in*) [*pyo-*; κύανος, blue; λύειν, to loosen]. A hemolysin produced in broth cultures by *Bacillus pyocyaneus*.

pyocyst (*pī'-o-sist*) [*pyo-; cyst*]. A cyst containing pus.

pyocyte (*pī'-o-sīt*) [*pyo-; κύτος*, a cell]. A pus cell.

pyodermatitis (*pī-o-der-mat-ī'-tis*). A skin-affection produced by inoculation with pyogenic material.

pyodermatosis (*pī-o-der-mat-o'-sis*). Pyodermia.

pyodermia (*pī-o-der'-me-ah*) [*pyo-; δέρμα*, skin]. Any cutaneous lesion due to pus-producing microorganisms.

pyodermitis (*pī-o-der-mī'-tis*) [*pyo-; δέρμα*, skin; *ιτις*, inflammation]. An inflammatory skin-affection attended by pus-formation.

pyogenes (*pī-oj'-en-ēz*). Synonym of *pyogenic*.

pyogenesis (*pī-o-jen'-es-is*) [*pyo-; γεννᾶν*, to produce]. The formation of pus.

pyogenic, pyogenetic (*pī-o-jen'-ik, pī-o-jen-et'-ik*) [*pyogenesis*]. Producing pus. **p. membrane.** See *membrane, pyogenic*. **p. microorganisms,** the microorganisms producing pus. The ordinary pyogenic microorganisms are staphylococci and streptococci. Under certain circumstances pus may be produced by the pneumococcus of Fraenkel, *Bacillus coli communis*, the bacillus of typhoid, the gonococcus and others.

pyogenin (*pī-oj'-en-in*). $C_{63}H_{128}N_2O_{18}$. A substance obtained from the cell-body of pus-cells.

pyogenous (*pī-oj'-en-us*). Pyogenic.

pyohemia, pyohæmia (*pī-o-he'-me-ah*). See *pyemia*.

pyohemothorax, piohæmothorax (*pī-o-hem-o-tho'-raks*). Pus and blood in the pleural cavity.

pyoid (*pī'-oid*) [*pyo-; εἶδος*, like]. Resembling pus.

pyoktanin (*pī-ok'-tan-in*) [*pyo-; κτείνειν*, to kill]. A name given to methyl-violet and methylene-blue on account of their germicidal properties. Pyoktanin has been used in diphtheria, cystitis, gonorrhea, ulcers, and inflammations of the conjunctiva, and as an injection in carcinoma. **p., blue,** $C_{24}H_{28}N_3Cl$, antiseptic, disinfectant, and analgesic. Dose 1–5 gr. (0.065–0.32 Gm.). Dusting-powder, 1:1000–1:100; aqueous solution, 1–4:10,000. **p.-mercury,** a compound of pyoktanin and mercury. Applied in 1:200 solution or with equal parts of starch. **p., yellow,** $C_{17}H_{24}N_3ClO$, antiseptic and disinfectant, but weaker than blue pyoktanin. Dose 1–8 gr. (0.065–0.52 Gm.); aqueous solution. 1–4· 10,000; dusting-powder, 1 to 2%; ointment, 2 to 10%.

pyolabyrinthitis (*pī-o-lab-ir-inth-ī'-tis*). Suppurative inflammation of the labyrinth of the ear.

pyolymph (*pī'-o-limf*) [*pyo-; lymph*]. Lymph containing pus-corpuscles.

pyometra (*pī-o-me'-trah*) [*pyo-; μήτρα*, womb]. A collection of pus in the uterus.

pyonephritis (*pī-o-nef-rī'-tis*) [*pyo-; nephritis*] Suppurative inflammation of the kidney.

pyonephrolithiasis (*pī-o-nef-ro-lith-ī'-as-is*) [*pyo-; νέφρος*, kidney; *λίθος*, stone]. The presence of pus and calculi in the kidney.

pyonephrosis (*pī-o-nef-ro'-sis*) [*pyo-; νεφρός*, kidney]. An accumulation of pus in the pelvis of the kidney.

pyonephrotic (*pī-o-nef-rot'-ik*). Pertaining to pyonephrosis.

pyonin (*pī'-on-in*). Trade name of a preparation said to be made of sulphur, sugar and an alkali; intended for skin affections.

pyo-ovarium (*pī-o-o-va'-re-um*) [*pyo-; ovarium*, ovary]. Ovarian abscess.

pyopericarditis (*pī-o-per-e-kar-di'-tis*). Suppurative pericarditis.

pyopericardium (*pī-o-per-e-kar'-de-um*). The presence of pus in the pericardium.

pyoperitoneum (*pī-o-per-it-on-e-um*). The presence of pus in the peritoneal cavity.

pyoperitonitis (*pī-o-per-it-on-ī'-tis*). Synonym of *peritonitis, purulent*.

pyophagia (*pī-o-fa'-je-ah*) [*pyo-; φαγεῖν*, to eat]. The swallowing of pus.

pyophthalmia (*pī-of-thal'-me-ah*) [*pyo-; ὀφθαλμός*, eye]. Purulent ophthalmia.

pyophylactic (*pī-o-fil-ak'-tik*) [*pyo-; φυλάσσειν*, to guard]. Protecting against pus. **p. membrane,** the lining membrane of an abscess cavity.

pyophysometra (*pī-o-fi-so-me'-trah*) [*pyo-; φύσα*, wind; *μήτρα*, womb]. The presence of pus and gas in the uterus.

pyoplania (*pī-o-pla'-ne-ah*) [*pyo-; πλανάειν*, to wander]. Infiltration of tissues with pus.

pyopneumocyst (*pī-o-nū'-mo-sist*) [*pyo-; πνεῦμα*, air; *cyst*]. A cyst containing pus and gas.

pyopneumopericarditis (*pī-o-nū-mo-per-e-kar-di'-tis*) [*pyo-; πνεῦμα*, air; *pericarditis*]. Pericarditis complicated by the presence of pus and gas in the pericardium.

pyopneumopericardium (*pī-o-nū-mo-per-ik-ar'-de-um*) [*pyo-; πνεῦμα*, air; *pericardium*]. Pus and air or gas in the pericardium.

pyopneumoperitoneum (*pī-o-nū-mo-per-it-on-e'-um*). Pus and air in the peritoneal cavity.

pyopneumoperitonitis (*pī-o-nū-mo-per-it-on-ī'-tis*) [*pyo-; πνεῦμα*, air; *peritonitis*]. Peritonitis complicated by the presence of pus and air in the peritoneal cavity.

pyopneumothorax (*pī-o-nū-mo-tho'-raks*). An accumulation of air or gas and pus in the pleural cavity. **p., subphrenic,** a collection of air and pus beneath the diaphragm. See *Pfuhl's sign*.

pyopoiesis (*pī-o-poi-e'-sis*). Syn. of *suppuration*.

pyopoietic (*pī-o-poi-et'-ik*) [*pyo-; ποιεῖν*, to make]. Secreting pus; suppurative.

pyoptysis (*pī-op'-tis-is*) [*pyo-; πτύειν*, to spit]. The expectoration of pus.

pyorrhagia (*pī-or-a'-je-ah*) [*pyo-; ῥηγνύναι*, to burst forth]. A profuse discharge of pus.

pyorrhea, pyorrhœa (*pī-or-e'-ah*) [*pyo-; ῥοία*, a flow]. A purulent discharge. **p., alveolaris.** Progressive necrosis of the dental alveoli; Riggs' disease, Fauchard's disease.

pyosalpingitis (*pī-o-sal-pin-ji-tis*) [*pyo-; σάλπιγξ*, tube; *ιτις*, inflammation]. Purulent inflammation of the Fallopian or Eustachian tube.

pyosalpingo-oophoritis (*pī-o-sal-ping-go-o-of-or-ī'-tis*) [*pyo-; σάλπιγξ*, a tube; *oophoritis*]. Combined suppurative inflammation of the ovary and oviduct.

pyosalpinx (*pī-o-sal'-pinks*) [*pyo-; σάλπιγξ*, tube]. An accumulation of pus in the oviduct.

pyosapremia, pyosapræmia (*pī-o-sap-re'-me-ah*) [*pyo-; sapremia*]. Same as pyemia.

pyoscheocele (*pī-os'-ke-o-sēl*) [*pyo-; ὄσχεον*, scrotum; *κήλη*, tumor]. A suppurative swelling of the scrotum.

pyoscope (*pī'-o-skōp*) [*πύος*, colostrum; *σκοπεῖν*, to examine]. An instrument for determining the richness of milk by its color.

pyosepticemia, pyosepticæmia (*pī-o-sep-tis-e'-me-ah*) [*pyo-; septicemia*]. The association of pyemia and septicemia.

pyosin (*pī'-o-sin*). $C_{57}H_{110}N_2O_{18}$. A substance obtained from the body plasma of pus-cells. Cf. *pyogenin*.

pyosis (*pī-o'-sis*) [*πῦον*, pus]. 1. Suppuration. 2. Suppuration of the eye. **p., Manson's.** See *Manson's pyosis*.

pyostatic (*pi-o-stat'-ik*) [*pyo-*; στατικός, causing to stand]. 1. Preventing the formation of pus. 2. An agent arresting the secretion of pus.

pyotherapy (*pi-o-ther'-a-pe*). The use of pus in the treatment of disease.

pyothorax (*pi-o-tho'-raks*). An accumulation of pus in the pleural cavity; empyema. **p., subphrenic,** an abscess beneath the diaphragm.

pyotorrhea, pyotorrhœa (*pi-o-tor-e'-ah*) [*pyo-*; οὖς, ear; ῥοία, aflow]. Purulent otorrhea.

pyoturia (*pi-o-tū'-re-ah*). See *pyuria.*

pyoureter (*pi-o-ū-re'-ter*). An accumulation of pus in a ureter.

pyoxanthin, pyoxanthose (*pi-o-zan'-thin, pi-o-zan'-thōs*) [πῦον, pus; ξανθός, yellow]. A yellow substance sometimes found in pus, and resulting from the oxidation of pyocyanin.

pyra (*pi'-rah*). Synonym of *anthrax.*

pyracetosalyl (*pi-ras-e-to-sal'-il*). A preparation of antipyrine and aspirin: used as an antipyretic and antineuralgic; dose 8 grains (0.5 Gm.).

pyracine (*pi'-ras-ēn*). Antipyrine.

pyraloxin (*pi-ral-oks'-in*). An oxidation-product of pyrogallol, used in skin-diseases.

pyramid (*pe'-ram-id*) [πυραμίς]. Any conical eminence of an organ; especially a body of longitudinal nerve-fibers on each side of the anterior median fissure of the oblongata. **p., anterior,** one of the two pyramidal bundles of white matter on each side of the anterior median fissure of the medulla. **p. of the cerebellum,** a conical projection forming the central portion of the inferior vermiform process. **p.s of Ferrein.** See *Ferrein's pyramids.* **p., lateral.** Same as *restiform body.* **p., Malpighian,** one of the conical masses composing the medullary substance of the kidney. **p., posterior,** one of the two narrow bundles of white matter placed on each side of the posterior median fissure of the medulla oblongata. They are continuous with the posterior median columns of the spinal cord. **p., renal.** See *p., Malpighian,* and *Ferrein's pyramids.* **p., temporal,** the petrosa. **p., thyroid.** See *Lalouette's pyramid.* **p. of the tympanum,** a hollow conical process on the inner wall of the tympanum; the stapedius muscle passes through an aperture at its apex.

pyramidal (*pe-ram'-id-al*) [*pyramid*]. Shaped like a pyramid. **p. bone,** the carpal cuneiform. **p. tract.** See *tract pyramidal.*

pyramidale (*pir-am-id-a'-le*) [pyramid]. The cuneiform bone of the carpus; the os pyramidale.

pyramidalis (*pe-ram-id-a'-lis*). Pyramidal, as *pyramidalis* muscle. See under *muscle.*

pyramidon (*pe-ram'-id-on*). Dimethylamidophenyldimethylpyrazolon, a yellowish-white powder, recommended as an antipyretic. Dose 5–8 gr. (0 32–0.51 Gm.) every 2 hours.

pyraminal (*pir-am'-in-al*). Trade name of a combination of pyramidon and luminal; used as an analgesic and hypnotic.

pyramis (*pir'-am-is*). 1. Synonym of *pyramid.* 2. The modiolus. 3. The pyramid of the thyroid. 4. The petrosa. 5. The anterior pyramid of the oblongata. 6. The penis. **p. cerebelli.** See *pyramid of the cerebellum.* **p. cochleæ,** the modiolus. **p. laminosa.** See *pyramid of the cerebellum.* **p. ossis temporis, p. trigona,** the petrosa. **p. vermis,** pyramid of the cerebellum. **p. vestibuli.** See *crista vestibuli.*

pyran (*pi'-ran*). Pyranum.

pyrantin (*pi-ran'-tin*). See *phenosuccin.* **p., soluble,** sodium salt of paraethoxylphenylsuccinamic acid. A antipyretic. Dose 15–45 gr. daily.

pyranum (*pir'-an-um*). The sodium salt of a combination of benzoic acid, thymol, and salicylic acid; used as an antirheumatic and analgesic. Dose 7–30 gr. (0.45–2.0 Gm.) 2 or 3 times daily.

pyrazine (*pi-ras'-ine*). Antipyrine. **p. hexahydride.** Piperazine.

pyrazol (*pi'-raz-ōl*) [πῦρ, fire; *azotum,* nitrogen]. $C_3H_4N_2$, a derivative of pyrrol. It is used as a diuretic. Dose 15–30 gr. (1–2 Gm.).

pyrazoline (*pi-ras'-ol-ēn*). Antipyrine.

pyrazolone (*pi-ras'-ol-ōn*). Antipyrine.

pyrectic (*pi-rek'-tik*). Pyretic, feverish.

pyrene (*pi'-rēn*) [πῦρ, fire]. Trade name of carbon tetrachloride when sold as a fire-extinguisher.

pyrenemia, pyrenæmia (*pi-ren-e'-me-ah*) [πυρήν, a fruit-stone; αἷμα, blood]. The existence of nucleated red cells in the blood.

pyrenin (*pi'-ren-in*). A substance found in the nucleolus of a cell.

pyrenoid (*pi'-ren-oid*) [πυρήν, the stone of a fruit; εἶδος, form]. One of the small, bright globules found imbedded in the chromatophores of green algæ and of certain invertebrates, and having the reactions of nuclein and the function of forming starch and similar carbohydrates.

pyrenol (*pir'-en-ol*). Pyranum.

pyrethrum (*pi-re'-thrum*). Pellitory; the root of *Anacyclus pyrethrum,* a plant of the order *Compositæ.* Pyrethrum is used as a sialagogue and masticatory in headache, toothache, and neuralgic affections of the face. It is employed either in powder or in the form of the tincture. **p., tincture of** (*tinctura pyrethri,* U. S. P.), is never given internally.

pyretic (*pi-ret'-ik*) [πυρετός, fever]. Pertaining to or affected with fever.

pyreticosis (*pi-ret-ik-o'-sis*) [πυρετός, feverl. Feverishness.

pyretin (*pi'-re-tin*). An antipyretic said to consist of acetanilide, caffeine, sodium, bicarbonate, and calcium carbonate. Dose 3–8 gr. (0.19–0.52 Gm.).

pyreto- (*pi-ret-o-*) [πυρετός, fever]. A prefix meaning fever.

pyretogen (*pi-ret'-o-jen*). Any agent which induces fever.

pyretogenesia, pyretogenesis (*pi-ret-o-jen-e'-ze-ah, pi-ret-o-jen'-es-is*) [*pyreto-*; γένεσις, origin]. The origin and process of fever.

pyretogenic, pyretogenous (*pi-ret-oj-en'-ik, pi-ret-oj'-en-us*) [*pyreto-*; γεννᾶν, to produce]. Causing or producing fever.

pyretogenin (*pi-ret-oj'-en-in*) [see *pyretogenic*]. A substance formed by microorganisms, and said to have the property of producing fever when inoculated into animals.

pyretography (*pi-ret-og'-ra-fe*) [*pyreto-*; γράφειν, to write]. A treatise on fevers.

pyretologist (*pi-ret-ol'-o-jist*) [*pyretology*]. A specialist in fevers.

pyretology (*pi-ret-ol'-o-je*) [*pyreto-*; λόγος, a science]. The science of the nature of fevers.

pyretolysis (*pi-ret-ol'-is-is*) [*pyreto-*; λύσις, a loosening]. Reduction of a fever.

pyretometer (*pi-ret-om'-et-ur*) [*pyreto-*; μέτρον, measure]. A clinical thermometer.

pyretotyphosis (*pi-ret-o-ti-fo'-sis*) [*pyreto-*; τύφωσις delirium]. The stupor or delirium of fever.

pyretotyposis (*pi-ret-o-ti-po'-sis*) [*pireto-*; τύπωσις, a forming]. Intermittent fever.

pyrexia (*pi-reks'-e-ah*) [πύρεξις, fever]. Elevation of temperature above the normal; fever.

pyrexial (*pi-reks'-e-al*). Pertaining to pyrexia.

pyrheliometer (*pir-he-le-om'-et-ur*) [πῦρ, fire; ἥλιος, sun; μέτρον, measure]. An instrument for measuring the heating and chemical effects of light; the measurements being expressed in calories per square centimeter per unit of time.

pyridine (*pir'-id-ēn*) [πῦρ, fire], C_5H_5N. A liquid base obtained as a distillation-product from tobacco, coal-tar, and other organic matter, and forming the first of a long and important series of homologous bases. **p. tricarboxylic acid**, $C_5H_2(CO_2H)_3N$, is antiseptic, antipyretic, antiperiodic, and antispasmodic. It has been used in malaria, asthma, and typhoid fever. Dose 2–10 gr. (0.13–0.65 Gm.).

pyridium (*pi-rid'-e-um*). Trade name of a colloidal condensation product of phenyl-azo-diamino-pyri-dine-hydrochloride.

pyriform (*pi'-rif-orm*) [*pyrus*, pear; *forma*, a form]. Pear-shaped.

pyriformis (*pe-rif-orm'-is*). Pyriform, as *pyriformis* muscle. See under *muscle*.

pyrimidine (*pir-im'-id-ēn*). A group of compounds derived from urea and certain unsaturated acids; to this group belong thymine, uracil, and cytosine, (constituents of nucleic acid). The toxic substance found in tobacco.

pyro (*pi'-ro*). Trade name for denatured alcohol.

pyro- (*pi-ro-*) [πῦρ, fire]. A prefix signifying fire or heat.

pyroacetic (*pi-ro-as-e'-tik*). Pertaining to or obtained from acetic acid by the action of heat. **p. spirit.** Synonym of *acetone*.

pyroacid (*pi-ro-as'-id*). A product obtained by subjecting certain organic acids to heat.

pyroarsenic acid (*pi-ro-ar-sen'-ik*) [*pyro-*; *arsenic*], $H_4As_2O_7$. A tetrabasic acid produced when arsenic is heated to 180° C.

pyroborate (*pi-ro-bo'-rāt*). A salt of pyroboric acid. Syn., *biborate*.

pyroboric acid (*pi-ro-bo'-rik*) [*pyro-*; *boron*], $H_2B_4O_7$. Tetraboric acid, a dibasic acid produced by heating boric acid.

pyrocatechin (*pi-ro-kat'-e-kin*) [*pyro-*; *catechu*], $C_6H_6O_2 = C_6H_4(OH)_2$. Catechol; a crystalline substance formed by the dry distillation of catechu and sometimes occurring in the urine. It has been used as an antipyretic. Dose 1 2–gr. (0.065–0.13 Gm.).

pyrocatechinuria (*pi-ro-kat-e-kin-ū'-re-ah*) [*pyrocatechin*; *οὖρον*, urine]. The presence of pyrocatechin in the urine.

pyrodextrin (*pi-ro-deks'-trin*) [*pyro-*; *dextrin*]. $C_{48}H_{74}O_{37}$. A brownish solid resulting from the action of heat upon dextrin.

pyrodin (*pi'-ro-din*) [πῦρ, fire], $C_6H_5.C_2H_3O.N_2H_2$. Acetylphenylhydrazine; a crystalline, poisonous substance, used as a substitute for chrysarobin in psoriasis and in other cutaneous affections; also as an antipyretic. Dose ½–3 gr. (0.93–0.02 Gm.).

pyroform (*pi'-ro-form*). Bismuth oxyiodopyrogallol; used in skin diseases and said to be less toxic than pyrogallol.

pyrogallic acid (*pi-ro-gal'-ik*). See *pyrogallol*.

pyrogallol (*pi-ro-gal'-ol*) [*pyro-*; *galla*, galls], $C_6H_3(OH)_3$. Pyrogallic acid; a phenol derivative produced by the action of heat on gallic acid. It is used locally in diseases of the skin. **p.-bismuth**, a dark-green powder containing equal parts of bismuth and pyrogallol; used as an intestinal disinfectant and wound antiseptic **p., oxidized**, a stable brown or black powder, slightly soluble in water, insoluble in alcohol or ether, used as a substitute for pyrogallol as less irritating and only slightly toxic. Dose ¼–15 gr. (0.05–1.0 Gm.) daily. Ointment in skin diseases 75 gr. (5 Gm.) to 375 gr. (25 Gm.) each of vaseline and lanolin.

pyrogen (*pi'-ro-jen*). Pyretogen.

pyrogenic (*pi-ro-jen'-ik*) [*pyro-*; γεννᾶν, to produce]. Producing fever.

pyrolagnia (*pi-ro-lag'-ne-ah*) [*pyro-*; λαγνεία, lust]. Pyromania accompanied by sexual gratification.

pyroleum (*pi-ro'-le-um*) [*pyro-*; *oleum*, *oil*]. 1. Petroleum. 2. An oil produced by dry distillation.

pyroligneous (*pi-ro-lig'-ne-us*) [*pyro-*; *lignum*, wood]. Pertaining to the destructive distillation of wood. **p. acid**, wood-vinegar. See *acid*, *pyroligneous*.

pyrolusite (*pi-ro-lū'-sīt*) [*pyro-*; λοῦσις, a washing]. Native manganese dioxide.

pyrolysis (*pi-rol'-is-is*) [*pyro-*; λύσις, a loosening]. Disorganization of organic n... ter due to rise in temperature.

pyrolytic (*pi-ro-lit'-ik*). Pertaining to pyrolysis.

pyromania (*pi-ro-ma'-ne-ah*) [*pyro-*; μανία, madness]. A monomania for incendiarism.

pyromaniac (*pi-ro-ma'-ne-ak*) [*pyro-*] One affected with pyromania.

pyrometer (*pi-rom'-et-er*) [*pyro-*; μέτρον, a measure]. An instrument for measuring the intensity of heat of too high a degree to be estimated by the ordinary thermometer.

pyronin (*pi'-ro-nin*). A basic triphenylmethane dyestuff.

pyronyxis (*pi-ro-niks'-is*) [*pyro-*; νύξις, a pricking]. Ignipuncture.

pyrophobia (*pi-ro-fo'-be-ah*) [*pyro-*; φόβος, dread]. Morbid dread of fire.

pyrophorus (*pi-rof'-or-us*). A mixture which ignites spontaneously when exposed to the air.

pyrophosphate (*pi-ro-fos'-fāt*). A salt of pyrophosphoric acid.

pyrophosphoric acid (*pi-ro-fos-for'-ik*). See *acid*, *pyrophosphoric*.

pyroptothymia (*pi-rop-to-thi'-me-ah*) [*pyro-*; πτοεῖν, to terrify; θυμός, mind]. A form of insanity in which the person imagines himself enveloped in flame.

pyropuncture (*pi-ro-pungk'-tūr*) [*pyro-*; *puncture*]. Puncturing with hot needles.

pyrosal (*pi'-ro-sal*). Antipyrine salicylacetate, $C_9H_8O_2C_{11}H_{12}N_2O$; antipyretic and antineuralgic. Dose 8 gr. (0.5 Gm.) 2 to 6 times daily.

pyroscope (*pi'-ro-skōp*) [*pyro-*; σκόπειν, to examine]. An instrument employed in determining the intensity of thermal radiation.

pyrosis (*pi-ro'-sis*) [πῦρ, fire]. An affection of the stomach characterized by a burning sensation, accompanied by eructations of an acrid, irritating fluid; heartburn.

Pyrosoma (*pi-ro-so'-mah*). See *Piroplasma*. **P. bigeminum** (*pi-ro-so'-mah bi-jem'-in-um*) [*pyrus*, pear; σῶμα, a body]. The parasite which is the cause of Texas fever in cattle.

pyrotic (*pi-rot'-ik*) [*pyrosis*]. 1. Inflammable. 2. Caustic.

pyrotoxic (*pi-ro-toks'-ik*) [*pyro-*; τόξικον, poison]. A caustic poison.

pyrotoxin (*pi-ro-toks'-in*) [*pyro-*; τοξικόν, a poison]. A toxic agent generated in the course of the febrile process.

pyrotoxina bacterica (*pi-ro-toks'-in-ah bak-ter'-ik-ah*) [see *pyrotoxin*]. A pyogenic substance believed to be produced by many forms of bacteria.

pyroxylin (*pi-roks'-il-in*) [*pyro-*; ξύλον, wood]. Gun-cotton; cotton-fiber treated with a mixture of nitric and sulphuric acids, by which the cellulose is changed into various nitro-compounds. Soluble gun-cotton (*pyroxylinum*, U. S. P.) is used in the preparation of collodion. The explosive gun-cotton is the hexanitrate of cellulose.

pyrozol (*pi'-ro-zol*). A proprietary antiseptic said to be a coal-tar derivative.

pyrozone (*pi'-ro-zōn*). A proprietary preparation of hydrogen dioxide, an external antiseptic. It is also used externally in a 5% and a 25% ethereal solution.

pyrrhol, pyrrol (*pir'-ol*) [*pyro-*; *oleum*, oil], $C_4H_4(NH)$. A liquid base obtained in the distillation of Dippel's oil and other organic substances. **p. tetraiodide.** See *iodol*.

pythogenesis (*pi-tho-jen'-es-is*) [πύθειν, to rot; γένεσις, genesis]. Production from decaying matter.

pythogenic (*pi-tho-jen'-ik*) [πύθειν, to rot; γεννᾶν, to produce]. Producing or arising from decomposition. **p. fever.** Synonym of *typhoid fever*

pythogenous (*pi-thoj'-en-us*). Pythogenic.

pyuria (*pi-ū-re-ah*) [πῦον, pus; οὖρον, urine]. The passage of urine containing pus.

pyxol (*pix'-ol*) [*pix*, pitch; *ol[eum]*, oil]. A proprietary preparation resembling the compound solution of cresol of the U. S. P.

Q

q. h. Abbreviation of *quaque hora*—every hour. **q. 2 h.,** abbreviation of *quaque secunda hora*—every second hour. **q. 3 h.,** abbreviation of *quaque tertia hora*—every third hour.

q. l. Abbreviation of *quantum libet*—as much as is desired.

q. p. Abbreviation of *quantum placet*—as much as you please.

q-P. Abbreviation of quanti-Pirquet's *reaction*, *q. v.*

q. s. Abbreviation of *quantum sufficit*—as much as suffices.

quack (*kwak*). A pretender of medical skill; a vender of nostrums; a medical charlatan.

quackery (*kwak'-er-e*). The practice of medicine by a quack; medical charlatanism.

quack-salver. A quack, or mountebank; a peddler of his own medicines and salves.

quader (*kwa'-der*) [Ger., square]. The precuneus, or quadrate lobe of the cerebrum.

quadrangular (*kwod-rang'-gū-lar*) [*quadrangulum*, a four-cornered figure]. Having four angles, as the *quadrangular* lobe, the square lobe of the cerebellum.

quadrant (*kwod'-rant*) [see *quadratus*]. 1. The fourth part of a circle, subtending an angle of 90 degrees. 2. One of the four regions into which the abdomen may be divided for purposes of physical diagnosis. **q. of Wilder,** such an area of the ventral aspect of the crus cerebri in the cat.

quadrantanopsia (*kwod-rant-an-op'-se-ah*). Loss of vision in, approximately, one-fourth of the visual field.

quadrate (*kwod'-rāt*) [*quadrant*]. Square; four-sided. **q. bone,** the bone which in birds and reptiles articulates with the squamosal above, the mandible below, the pterygoid internally, and the quadrojugal externally. **q. cartilages,** small quadrangular cartilaginous plates often found in the alæ of the nose. **q. lobe,** 1. A small lobe of the liver. 2. A lobe of the cerebellum. **q. lobule.** See *precuneus*.

quadratipronator (*kwod-ra-ti-pro-na'-tor*). Same as *pronator quadratus*. See *muscles, table of*.

quadratus (*kwod-ra'-tus*) [L.]. Squared; having four sides. **q. muscle.** See under *muscle*.

quadri- (*kwod-re-*) [L.]. A prefix denoting four or four times.

quadribasic (*kwod-re-ba'-sik*) [*quadri-; basis*, base]. In chemistry, applied to an acid having four replaceable hydrogen atoms.

quadriceps (*kwod'-re-seps*) [*quadri-; caput*, head]. Four-headed, as a *quadriceps* muscle. A large muscle of the thigh. See under *muscle*. **q. suræ** [L., the quadriceps muscle of the calf]. The muscle mass comprising the gastrocnemius, soleus, and plantaris. **q. artery of the femur,** descending branch of the external circumflex artery of the thigh.

quadrigeminal (*kwod-re-jem'-in-al*) [see *quadrigeminum*]. Fourfold; consisting of four parts, as the *quadrigeminal* bodies. See *corpora quadrigemina*.

quadrigeminum (*kwod-re-jem'-in-um*) [*quadrigeminus*, fourfold]. One of the corpora quadrigemina.

quadrilateral (*kwod-re-lat'-er-al*) [*quadri; latus*, a side]. Having four sides. **q., of Marie.** See under *Marie*.

quadrille (*kwad-ril'*) [Fr.]. An embryological term designating the complex movement undergone by the dividing centrosomes previous to the formation of the cleavage centrosomes.

quadripara (*kwod-rip'-ar-ah*) [*quadri*, four; *parere*, to bear]. A woman who is bearing or has borne, her fourth child, or has had her fourth confinement.

quadriparity (*kwod-re-par'-it-e*). The state of having borne four children.

quadriparous (*kwod-rip'-a-rous*). Pertaining to a quadripara, or to a fourth confinement.

quadriplegia (*kwod-ri-ple'-je-ah*) [*quadri*, four; πληγή, stroke]. Paralysis of all four limbs.

quadrisect (*kwod'-ri-sekt*) [*quadri*, four; *secare*, to cut]. To divide into four parts.

quadritubercular (*kwod-re-tū-ber'-kū-lar*). Having four tubercles or cusps.

quadriurate (*kwod-re-ū'-rāt*) [*quadri-; urate*). A term applied to the hyperacid urate of human urine and the urine of birds and reptiles. The quadriurates are mixtures of biurates and uric acid, and have the general formula of $MH(C_5H_3N_4O_3)H_3C_5H_3N_4O_3$.

quadrivalent (*kwod-riv'-al-ent*) [*quadri-; valere*, to be worth]. In chemistry, having a combining power equivalent to that of four hydrogen atoms. See *quantivalence*.

quadroon (*kwod-roon'*) [*quartus*, fourth]. Offspring of a white person and a mulatto.

quadruplet (*kwod-roo'-plet*) [*quadruplare*, to make fourfold]. Any one of four children born at one birth.

Quain's fatty heart (*kwān*). Fatty degeneration of the cardiac muscular fibers.

Quain's method of removing a foreign body (*kwān*). An incision is made at some little distance from the foreign body, the latter is then grasped with forceps at right angles to its long axis, and then pushed out through another incision at the point of entrance.

quaker's black drop. Vinegar of opium, acetum opii.

quaker-button. A popular name for nux vomica.

qualimeter (*kwol-im'-et-er*) [*qualis*, of what kind: μέτρον, a measure]. An instrument for measuring the degree of hardness of the Roentgen rays.

qualitative (*kwol'-it-a-tiv*) [*qualitas*, quality]. Pertaining to quality. **q. analysis.** See *analysis, qualitative*.

Quant's sign (*kvahnt*). In rickets, a T-shaped depression in the occipital bone is sometimes observed.

quantimeter (*kwon-tim'-et-er*). An instrument for measuring the dosage of the Roentgen rays.

quanti-Pirquet's reaction (*kwon'-te-pēr-ka*). A quantitative Pirquet's reaction undertaken

with the idea of estimating the degree of tuberculous infection.

quantitative (*kwon'-tit-a-tiv*) [*quantus*, how much]. Pertaining to quantity. **q analysis.** See *analysis, quantitative.*

quantivalence (*kwon-tiv'-al-ens*) [*quantus*, how much; *valere*, to be worth]. The combining power of an element or radical expressed in terms of the number of atoms of hydrogen with which it will unite. *Univalent* (monad) atoms, as chlorine, are saturated with one atom; *bivalent* (diad) atoms require two; *trivalent* (triad) as boron, take three; *quadrivalent* or tetrad, *quinquiv lent* (pentad) *sexvalent* (hexad) require four, five, and six atoms of hydrogen respectively.

quantum (*kwon'-tum*) [L.]. 1. As much as. 2. A certain prescribed amount. 3. The supposed atom of light and other radiants. **q. libet,** as much as you please. **q. sufficit,** as much as suffices. **q., normal,** a constant quantity or standard **q. vis.** as much as you wish.

quarantine (*kwor'-an-tēn*) [It., *quaranta*, forty]. 1. The time (formerly forty days) during which vessels or travelers from ports infected with contagious or epidemic diseases are required by law to remain outside the port of their destination, as a safeguard against the spreading of such diseases. 2. The place of detention. 3. The act of detaining vessels or travelers from suspected ports or places for purposes of inspection of disinfection. **q., land-,** the isolation of a person or district on land for purposes similar to those of detention of persons arriving at a place by sea. **q. period,** the length of time required to insure immunity after exposure, or the length of time necessary after an attack, to render the disease innocuous.

quart (*kwort*) [*quartus*, fourth]. The fourth part of a gallon. **imperial q.,** contains about 20 per cent. more than the ordinary quart.

quartan (*kwor'-tan*) [*quartus*]. 1. Recurring on the fourth day. 2. A form of intermittent fever the paroxysms of which occur every fourth day. **p., double,** quartan fever characterized by milder and severer paroxysms, each occurring every fourth day. **q. fever.** See *quartan* (2). **q. parasite,** the *Plasmodium malariæ.*

quarter-crack. In farriery, a fissure of the hoof on the inner side of the fore-foot of a horse.

quarter-evil (*kwor'-ter-e-vil*). A synonym of *black-leg.*

quartipara (*kwor-tip'-ar-ah*) [*quartus; parere*, to bring forth]. A woman in her fourth pregnancy. See *multipara.*

quartiparous (*kwor-tip'-ar-us*) [*quartipara*]. Pregnant four times.

quartisect (*kwor'-ti-sekt*). Quadrisect.

quartisternal (*kwor-te-ster'-nal*). Pertaining to the quartisternum.

quartisternum (*kwor-te-ster'-num*) [*quartus*, fourth; *sternum*]. A part of the sternum having a special center of ossification corresponding with the fourth intercostal space.

quartonol (*kwor'-ton-ol*). A proprietary mixture of calcium, sodium, quinine, strychnine, and glycerophosphates.

quartz (*kworts*). See *silica.*

quassation (*kwas-a'-shun*) [*quassatio*, a shaking or shattering]. The reduction of barks, roots, and other drugs to morsels, in preparation for further pharmaceutical treatment. Syn., *cassation.*

quassia (*kwosh'-e-ah*) [after *Quassi*, a negro slave in Surinam who first used it]. The wood of several trees of the order *Simarubaceæ.* The quassia of the U. S. P. and B. P. is the wood of *Picrasma excelsa*, known as *Jamaica quassia*, or of *quassia amara*, known as *Surinam quassia.* It is a simple bitter, and is used in dyspepsia and constipation; in the form of an enema it is employed against seatworms. **q., extract of** (*extractum quassiæ*, U. S. P.). Dose 1 gr. (0.065 Gm.). **q., fluidextract of** (*fluidextractum quassiæ*, U. S. P.). Dose 8 minims (0.5 Cc.). **q., infusum of** (*infusum quassiæ*, B. P.). Dose ½ to 1 ounce (15 to 30 Cc.). **q., tincture of** (*tinctura quassiæ*, U. S. P., B. P.). Dose ½ to 1 dram (2 to 4 Cc.).

quassia cup. A cup made of quassia wood, which is filled with water and allowed to stand; the water acquires the bitter taste of the quassia.

quassiin (*kwos'-se-in*). Same as *quassin.*

quassin (*kwos'-in*). The active principle of quassia; very bitter, white crystals, soluble in alcohol and chloroform; used as a tonic. Dose $\frac{1}{12}$–$\frac{1}{4}$ gr. (0.002–0.02 Gm.).

quaternary (*kwa-ter'-na-re*) [*quaterni*, four each]. 1. Consisting of four elements. 2. Fourth in order. **q. syphilis,** parasyphilis.

Quatrefages, parietal angle of (*katr-fahzh*) [Jean Louis Armand de *Quatrefages* de Bréau, French naturalist, 1810–1892]. In craniometry, that formed by the lines drawn through the extremities of the transverse maximum or bizygomatic diameter and the maximum transverse frontal diameter (called *positive* when it opens downward, and *negative* when it opens upward).

quatuor (*kwat'-ū-or*) [L.]. Four. **q. pills,** pills made up of iron sulphate, quinine, aloes, nux vomica and gentian.

quebrabunda (*ke-brah-bun'-dah*) [Port.]. Straddling disease, a tropical disease similar to beriberi which attacks horses and pigs.

quebrachamine (*ke-brah'-kam-ēn*). See under *quebracho.*

quebrachine (*ke-brah'-kēn*). An alkaloid of quebracho (*q. v.*). It is used internally and hypodermatically in dyspnea. Dose ⅔–1½ gr. (0.04–0.1 Gm.).

quebracho (*ke-brah'-ko*) [from Pg. *quebra-hacho*, ax-breaker]. The name of several hard-wooded trees of South America. The white quebracho (*quebracho blanco*) is *Aspidosperma quebracho*, of the order Apocynaceæ. It contains the following alkaloids: *Aspidospermine* $C_{22}H_{30}N_2O_2$; *aspidospermatine* $C_{22}H_{28}N_2O_2$, *aspidosamine*, $C_{22}H_{28}N_2O_2$; *quebrachine*, $C_{21}H_{26}N_2O_2$, and *quebrachamine* $C_{21}H_{26}N_2O_2$. It is used in emphysema, bronchitis, and in asthma. See *aspidospermine.*

quebrachol (*ke-brah'-kol*). A levorotary crystalline substance found in the bark of *Aspidosperma quebracho blanco.*

Queckenstedt's test (*kwek'-en-stet*). In healthy persons, pressure on the veins of the neck causes a prompt rise in the pressure of the cerebrospinal fluid, which disappears on release of the pressure on the veins. This is not noticed when there is any obstruction in the vertebral canal.

queen of the meadow. *Spiræa ulmaria; eupatorium*

queen's-delight, queen's-root. See *stillingia.*

queen's metal. An alloy of antimony, tin, etc.

Quénu's operation of thoracoplasty (*ka-noo'*) [E. *Quénu*, French surgeon, 1852–]. An operation for empyema, consisting in simple section of the ribs, without resection, to favor retraction of the chest walls.

Quénu-Mayo operation (*ka-noo'-ma'-o*) [see *Quénu*; William J. *Mayo*, American surgeon, 1861-]. See under *operations*.

quercetin (*kwur'-se-tin*). A neutral principle derived from quercitrin.

quercin (*kwer'-sin*) [*quercus*], $C_6H_8(OH)_8$. A bitter, crystallizable carbohydrate extracted from acorns and oak-bark.

quercitannic acid (*kwer-si-tan'-ik*) [*quercus; tannin*]. $C_{17}H_{16}O_9$. A variety of tannic acid found in oak-bark.

quercitannin (*kwer-sit-an'-in*). Quercitannic acid.

quercitannoform (*kwer-se-tan'-o-form*). A preparation made from quercitannic acid and formaldehyde, similar to tannoform.

quercite (*kwer'-sīt*) [*quercus*], $C_6H_7(OH)_5$. A sweet principle found in acorns.

quercitol (*kwer'-sit-ol*). See *quercite*.

quercitrin (*kwer'-sit-rin*) [*quercus; citrus*, lemon]. $C_{18}H_{18}O_{12}$. A glucoside found in the bark of *Quercus tinctoria* and in many other plants. It is tonic and astringent.

quercus (*kwer'-kus*) [L., oak]. The *quercus* of the U. S. P. is the dried bark of *Quercus alba*. Dose 15 gr. (1 Gm.). **q., fluidextract of** (*fluidextractum quercus*, U. S. P.). Dose 15 min (1 Cc.). See *oak*.

quercynol (*kwur'-sin-ol*). A proprietary remedy said to consist of extract of *Quercus alba* with cyanol and extract of hyoscyamus. It is used in vaginal wafers.

Quevenne's iron (*ke-ven'*) [Theodore Auguste *Quevenne*, French physician, 1805–1855]. Ferrum reductum.

quick (*kwik*) [As., *cwic*, alive]. 1. A sensitive, vital, tender part, as the flesh under a nail. 2. Pregnant, and able to feel the movements of the fetus.

quicken (*kwik'-en*). To experience the sensation of quickening, *q. v.*

quickening (*kwik'-en-ing*) [see *quick*]. The first feeling on the part of the pregnant woman of fetal movements, occurring between the fourth and fifth months of pregnancy.

quicklime [*quick; lime*]. Calcium oxid; unslacked lime See under *lime*.

quicksilver [*quick; silver*]. The popular name for mercury.

quickwater. Solution of mercuric nitrate.

quillaia, quillaja (*kwil-a'-yah*) [Chilian, *quillean*, to wash]. A genus of trees of the order *Rosaceæ*. The *quillaja* of the U. S. P. is the dried bark of *Quillaja saponaria*. It contains saponin and produces a froth when agitated in water. It is used in pulmonary affections and as a sternutatory, and in the arts as a substitute for soap. Syn., *soap-bark*. **Q., fluidextract of** (*fluidextractum quillajæ*, U. S. P.). Dose 3 min (0.2 Cc). **Q., tincture of** (*tinctura quillajæ*, U. S. P.), *tinctura quillaiæ*, B. P.). Dose 1 dr. (4 Cc.).

quill-suture. See *suture, quill-*.

quina (*kwin'-ah*). Same as *cinchona*. **q. calisaya**, yellow cinchona bark. **q. colorada**, red cinchona bark.

quinacetine sulphate (*kwin-as'-et-ēn*) $(C_{27}H_{31}NO_8)_2 \cdot H_2SO_4H_2O$. An antipyretic and anodyne. Dose 5–15 gr. (0.32–0.97 Gm.).

quinaldin (*kwin-al'-din*), $C_{10}H_9N$. Methylquinolin; formed by digesting anilin with paraldehyde and hydrochloric acid.

quinalgen (*kwin-al'-jen*). See *analgen*.

quinamicine (*kwin-am'-is-ēn*). An artificial alkaloid, $C_{19}H_{24}N_2O_2$, obtained from quinamine.

quinamidine (*kwin-am'-id-ēn*). An isomere of quinamicine.

quinamine (*kwin'-am-ēn*) [Sp. *quina*, bark; *amine*], $C_{19}H_{24}N_2O_2$. An alkaloid of the cinchonas.

quinaphenin (*kwin-a-fen'-in*). A white, tasteless powder, obtained by action of quinine on the hydrochlorate of eloxyphenylcarbamic acid. Used in whooping-cough. Dose for young children 1–2½ gr. (0.065–0.16 Gm.) daily; older children 3–5 gr. (0.02–0.3 Gm.).

quinaphthol (*kwin-af'-thol*). See *chinaphthol*.

quinaquina (*kwin-ah-kwin'-ah*). Cinchona.

quinaseptol (*kwin-ah-sep'-tol*). See *diaphtol*. **q., argentic**, an odorless, harmless antiseptic and hemostatic which promotes granulation.

quinate (*kwin'-āt*). A salt of quinic acid.

quince-seed (*kwins-sēd*). See *cydonium*.

Quincke's disease (*kving'-keh*) [Heinrich Irenaeus *Quincke*, German physician, 1842–1922]. Angioneurotic edema; acute circumscribed edema. **Q.'s edema.** See *Q.'s disease*. **Q.'s pulse**, rhythmic reddening and blanching of the finger-nails at each diastole of the heart, depending upon oscillations of blood-pressure which are propagated into the capillaries; it is found in aortic insufficiency. **Q.'s puncture**, lumbar puncture to examine or remove cerebrospinal fluid. **Q.'s sign.** See *Q.'s pulse*. **Q.'s space**, the space between the third and fourth lumbar vertebræ. **Q.'s spinal puncture.** See *puncture, lumbar*.

quincoca (*kwin-ko'-kah*). A tonic said to be a combination of quinine, coca-leaves, gentian, wild cherry, orange peel, and aromatics exhausted with port wine.

quinetine (*kwin'-et-ēn*). A mixture of cinchona alkaloids, similar to *febrifuge*.

quinetum (*kwin-e'-tum*). The mixed alkaloids from red cinchona bark used as a cheap febrifuge in India. Dose gr. j–v. It is an antiperiodic.

quinhydrone (*kwin-hi'-drōn*). A reaction product of an aqueous solution of quinone and hydroquinone; green prisms with pungent taste, soluble in hot water, alcohol, ether, or ammonium.

quinia (*kwin'-e-ah*). See *quinine*.

quinic (*kwin'-ik*) [Peruvian, *kina*, bark]. Pertaining to quinine. **q. acid**, $C_7H_{12}O_7$, an acid occurring in cinchona bark, in the ivy, oak, elm, ash, coffee-plant, etc. **q. fever**, febrile symptoms, with an eruption; it occurs among workmen making quinine.

quinicine (*kwin'-is-ēn*). A cinchona alkaloid, isomeric with quinine and quinidine.

quinidamine (*kwin-id'-am-ēn*). An alkaloid obtained from cinchona.

quinidine (*kwin'-id-ēn*) [*quinine*], $C_{20}H_{24}N_2O_2$. An alkaloid of cinchona bark isomeric with quinine, which it resembles in action, differing only in being less powerful. **q. sulphate**, is used as an antiperiodic in doses of 20–60 gr. (1.3–4.0 Gm.). **q. tannate**, is used in diarrhea, nephritis and malaria. Dose 2–12 gr. (0.1–0.8 Gm.) twice daily.

quinimetry (*kwin-im'-et-re*) [*quinia; μέτρον*, measure. See *quiniometry*.

quinina (*kwin-i'-nah*). See *quinine*.

quininæ (*kwin-i'-ne*). Genitive of quinina.

quinine (*kwin-een, kin'-een*) [Peruvian, *kina*, bark], $C_{20}H_{24}N_2O_2 + 3H_2O$. Quinine (*quinina*, U. S. P.) is a bitter amorphous or crystalline alkaloid obtained from the bark of various species of cinchona. It is soluble in 900 parts

of water, readily soluble in alcohol, ether, and chloroform, and gives a beautiful emerald-green color when it orits saltsare treated with a solution of chlorine and then with ammonia. Quinine acts as a stimulant to the nervous system, causing in large doses cerebral congestion and lessening of the reflexes; it is a slight respiratory stimulant and a depressant to the circulation; it lessens the ameboid movement of the white corpuscles, and during fever is strongly antipyretic; it also possesses antiseptic properties. In large doses it causes ringing in the ears, a feeling of fulness in the head, dizziness, slight deafness and at times disturbances of vision; occasionally also a rise of temperature (*quinine fever*). It is used as an antiperiodic in malaria, in which disease it has a specific action; it is also employed as an antipyretic in other febrile affections, as a tonic in convalescence, as a stimulant to the uterus during parturition, in whooping-cough, coryza, and hay-fever. **q. acetate,** $C_{20}H_{24}N_2O_2.C_2H_4O_2$. Dose 1–15 gr. (0.065–1.0 Gm.). **q. albuminate.** Dose 1–15 gr. (0.063–1.0 Gm.). **q. bisulphate** (*quininæ bisulphas*, U. S. P.). Dose same as that of the sulphate. **q. bromate,** $C_{20}H_{24}N_2O_2\ HBrO_3$, antiseptic and antipyretic. Dose 1–30 gr. (0.065–2.0 Gm.). **q. camphorate,** $(C_{20}H_{24}N_2O_2)_2.C_{10}H_{16}O_4$, antiseptic and antipyretic. Dose 1–30 gr. (0.065–2.0 Gm.). **q. carbolate,** $C_{20}H_{24}N_2O_2.C_6H_6O$, antiseptic and antipyretic. Dose 1–30 gr. (0.065–2.0 Gm.). **q. chlorate,** $C_{20}H_{24}N_2O_2.HClO_3 + 1\frac{1}{2}H_2O$, explosive white crystals, soluble in water and alcohol; used in fevers with symptoms of angina. **q. chlorophosphate,** $C_{20}H_{24}N_2O_2.HCl.2PO_4H_3 + 3H_2O$; used in obstinate cases of malaria. **q. cinnamate,** $C_{20}H_{24}N_2O_2.C_9H_8O_2$; antipyretic and antiseptic. Dose 1–30 gr. (0.065–2.0 Gm.). **q. citrate,** $(C_{20}H_{24}N_2O_2)_2.C_6H_8O_7 + 7H_2O$. Dose 2–20 gr. (0.13–1.3 Gm.). **q. ethylcarbonate,** same as euquinine, *q. v.* **q. ethylsulphate,** $C_{22}H_{30}N_2O_6$, obtained from a hot alcoholic solution of sodium sulphovinate and quinine sulphate; recommended for subcutaneous use. Dose 3–8 gr. (0.19–0.52 Gm.). **q. ferrocyanide,** $C_{20}H_{24}N_2O_2.H_4Fe(CN)_6 + 3H_2O$, used in night-sweats of tuberculosis. Dose 5–10 gr. (0.32–0.65 Gm.). **q. formate,** $C_{20}H_{24}N_2O_2.CH_2O_2$, used as is the sulphate. **q. glycerophosphate,** $(C_{20}H_{24}N_2O_2)_2.C_3H_7O_3.PO_3$; used in malaria, neuralgia, etc. Dose 2 gr. (0.1 Gm.). **q. hydrobromide** (*quininæ hydrobromidum*, U. S. P.), $C_{20}H_{24}N_2O_2.HBr + H_2O$. Used in the same doses as the sulphate. **q. hydrochloride** (*quininæ hydrochloridum*, U. S. P., B. P.), given as is the sulphate. **q. hydrochlorosulphate,** $C_{20}H_{24}N_2O_2.HCl.H_2SO_4 + 3H_2O$; for hypodermatic use as causing less pain than any other salt of quinine. **q. hydroiodate,** $C_{20}H_{24}N_2O_2.HI$, used as a nervous sedative and in neuralgia internally or subcutaneously. Dose 1–1½ gr. (0.06–0.1 Gm.). **q. lygosinate,** a combination of quinine and lygosine, a fine, orange-yellow powder. It is bactericide and antiseptic and is used as a dusting-powder. **q. muriate.** See *q. hydrochloride*. **q. oleate** (*oleatum quininæ*), a mixture of exsiccated quinine, 1 part, and oleic acid, 3 parts; used in the administration of quinine by inunction. **q. peptonate,** a brown powder containing 80 % of peptone and 20 % of quinine; nutrient and tonic. Dose 5–60 gr. (0.32–4.0 Gm.). **q. phenate, q. phenolate.** See *q. carbolate*. **q. phosphate,** $(C_{20}H_{24}N_2O_2)_3.H_3PO_4 + 8H_2O$, antiperiodic. Dose 1–30 gr. (0.065–2.0 Gm.). **q. phthalate,** $(C_{20}H_{24}N_2O_2)_2.C_8H_6O_4$; used as is the sulphate. Dose 1–30 gr. (0.065–2.0 Gm.). **q. quinate,** $C_{20}H_{24}N_2O_2.C_7H_{12}O_6 + 2H_2O$; used subcutaneously. Dose, as the sulphate. **q. quinovate,** $C_{20}H_{24}N_2O_2.C_{24}H_{38}O_4(?)$, antiperiodic. Dose 1–30 gr. (0.065–2.0 Gm.). **q. saccharate, q., saccharinate,** $C_{20}H_{24}N_2O_2.C_6H_{10}O_8$, antipyretic and antiseptic. Dose 1–30 gr. (0.065–2.0 Gm.). **q. salicylate** (*quininæ salicylas*, U. S. P.), $2C_{20}H_{24}N_2O_2.C_7H_6O_3 + H_2O$; antiperiodic, and used to relieve the pains of rheumatism and gout. Dose 4 gr. (0.25 Gm.). **q. stearate,** $C_{20}H_{22}N_2O_2.C_{18}H_{36}O_2$; used as is the sulphate, but by inunction. **q. sulphate** (*quininæ sulphas*, U. S. P., B. P.), is the salt most commonly employed. Dose in malaria 5–24 gr. (0.32–1.6 Gm.) before the paroxysms; as a prophylactic 2–4 gr. (0.13–0.26 Gm.); as a tonic 1–2 gr. (0.065–0.13 Gm.); in whooping-cough 1½ gr. (0.1 Gm.) for each year of the child's age, or locally in solution of 1–2 gr. (0.065–0.13 Gm.) to the ounce (32 Cc.) by the atomizer. **q. sulphochlorhydrate,** used by injection in carcinoma. Dose 0.50–0.60 cg. every other day. **q. sulphocresotate,** an intestinal antiseptic. **q. sulphoethylate.** See *q. ethylsulphate*. **q. sulphomuriate.** See *q. hydrochlorosulphate*. **q. sulphotartrate,** a compound of quinine sulphate and tartaric acid; antipyretic, antiseptic. Dose 1–30 gr. (0.065–2.0 Gm.). **q. sulphovinate.** See *q. ethysulphate*. **q. tannate,** used in whooping-cough. **q. thymate,** used as is the sulphate. Dose 1–30 gr. (0.065–2.0 Gm.). **q. and urea hydrochloride,** employed chiefly for hypodermatic use. **q.-urethane,** a nonirritant compound made by heating 3 parts of quinine hydrochloride with 15 parts of urethane and 3 parts of water; used for intravenous injection. **q. valerate,** used in doses of 1–2 gr. (0.065–0.13 Gm.) in nervous debility and hemicrania.

quininism, quinism (*kwin-ēn'-izm, kwin'-izm*) Cinchonism.

quiniometry (*kwin-e-om'-et-re*) [*quinia; μέτρον*, measure]. The determination of the amount of alkaloids contained in samples of cinchona bark.

Quinlan's test for bile (*kwin'-lan*). On examination through a spectroscope absorption lines appear in the violet end of the spectrum, in the presence of bile.

quinochloral (*kwin-o-klo'-ral*). See *chinoral*.

quinoform (*kwin'-o-form*). See *chinoform*.

quinoidine (*kwin-oi'-dēn*). See *chinoidine*. **q., animal-,** a basic substance obtained from animal tissues and having the property of fluorescence like quinine.

quinol (*kwin'-o*). See *hydroquinone*.

quinoline (*kwin'-o-lēn*) [*quinine*], C_9H_7N. A liquid alkaloid obtained in the destructive distillation of quinine, or cinchonine, with potassium hydroxide; it occurs also in coal-tar. It is antipyretic and antiseptic. Dose 4–10 min. (0.2–0.6 Cc.). **q.-bismuth sulphocyanate,** $(CH.N.HSCN)_3\ Bi(SCN)_3$, a granular, orange-red powder, insoluble in water, alcohol, or ether; melts at 76° C. It is used in the treatment of gonorrhea, skin diseases, and ulcers in 0.5 to 1 % solution. **q. monohypochlorite.** See *chinol*. **q. salicylate,** $C_9H_7N.C_7H_6O_3$, antiseptic and antirheumatic. Dose 8–15 gr. (0.5–1.0 Gm.). Application, 0.7 % aqueous solution. **q. sulphate,** $C_9H_7N.H_2SO_4$; anti-

septic and used as is quinolin. **q. tartrate,** $(C_9H_7N)_2(C_4H_6O_6)_4$, antipyretic and antiseptic. Dose 5–15 gr. (0.32–1.0 Gm.). Injection in gonorrhea, 0.7 % aqueous solution.

quinology (*kwin-ol'-o-je*) [Sp., *quina*, bark; λόγος, discourse]. The scientific study of the cinchona trees and of their alkaloids.

quinone (*kwin'-ōn*) [*quinine*], $C_6H_4O_2$. 1. A yellow, crystalline substance obtained by heating quinic acid with manganese dioxide and sulphuric acid. 2. A group in which two hydrogen atoms of a benzene nucleus are replaced by two oxygen atoms.

quinopyrine (*kwin-o-pi'-rēn*). A concentrated aqueous solution of quinine hydrochloride and antipyrin, used subcutaneously in malaria.

quinosol (*kwin'-o-sol*). 1. $C_9H_6N.OSO_3K + H_2O$. Oxyquinoline potassium sulphate, a yellow powder, soluble in water; antipyretic, antiseptic, styptic, and deodorant. Syn., *chinosol*. 2. The proprietary name for a neutral combination of tricresyl sulphonate and quinoline, with tricresol. It is not caustic, and is soluble in water to the extent of 1 in 25. A disinfectant for surgical instruments, and bactericide. Application, 0.1 to 2 % solutions.

quinotannic acid (*kwin-o-tan'-ik*) [*quinine; tannin*]. A form of tannic acid found in cinchona bark.

quinotoxin (*kwin-o-toks'-in*). A poisonous isomere of quinine.

quinotropine (*kwin-o-tro'-pēn*). Urotropine quinate.

quinovine (*kwin'-o-vin*) [Peruvian, *kina*, bark], $C_{28}H_{42}O_{11}$. Kinovin, a bitter glucoside found in cinchona bark.

quinoxin (*kwin-oks'-in*) [Sp., *quina*, bark; ὀξύς, acid]. Nitrosophenol; prepared by the action of nitrous acid upon phenols.

Quinquaud's disease (*kang-ko'*) [Charles Eugene *Quinquaud*, French physician, 1841–1894]. A disease of the hair-follicles attended with cicatrization of the skin. Syn., *acne decalvans; folliculitis decalvans*. **Q.'s panaris,** phlegmonous inflammation of the fingers and toes of neuropathic origin, differing from Morvan's disease in that it is painful and never accompanies paretic phenomena, and ordinarily does not entail necrosis of the phalanges. **Q.'s phenomenon** or **sign,** an involuntary crepitus of hand and fingers when extended, often found in alcoholics. **Q.'s sign of chronic alcoholism,** the subject for examination is directed to hold the tips of the outstretched fingers of one hand perpendicularly to the outspread palm of the examiner and to press upon it with only moderate firmness. In the course of two or three seconds, if the person is addicted to alcohol, crepitation of the phalanges will be perceptible, as if the bones of each finger impinged roughly upon each other. The sound ranges in intensity from a slight grating to crashing.

quinquetubercular (*kwin-kwe-tū-ber'-kū-lar*). Having five tubercles or cusps.

quinquevalent (*kwin-kwev'-al-ent*) [*quinque*, five; *valere*, to be worth]. Having a valence of five; capable of combining with or replacing five atoms of hydrogen or their equivalent.

quinquina (*kwin-kwi'-na*). Cinchona.

quinquinina (*kwin-kwe-ni'-nah*). A preparation containing alkaloids of cinchona bark, extracted by macerating in acidulated water, and precipitated by a soluble alkali.

quinquivalent (*kwin-kwiv'-al-ent*). See *quinquevalent*.

quinsy (*kwin'-se*) [κυνάγχη from κύων + ἄγχειν, to choke]. Acute inflammation of the tonsils, usually tending to suppuration. **q., lingual,** quinsy originating in the lingual tonsil and involving the tongue.

quintan (*kwin'-tan*) [*quintus*, fifth]. An intermittent fever, the paroxysms of which recur every four days, *i. e.*, on the fifth, ninth, thirteenth, etc.

quintessence (*kwin-tes'-ens*) [*quintus*, fifth; *essentia*, essence]. The active principle of any substance, concentrated to the utmost degree.

Quintin treatment (*kan-tan'*) [René *Quintin*, French physician]. Treatment of disease by the administration of diluted sea water.

quintipara (*kwin-tip'-ar-ah*) [*quintus*, fifth; *parere*, to bring forth]. A woman who has been in labor five times, or who is in labor for the fifth time.

quintisternal (*kwin-te-ster'-nal*). Pertaining to the quintisternum.

quintisternum (*kwin-te-ster'-num*) [*quintus*, fifth, *sternum*]. A part of the sternum having a special center of ossification corresponding with the fifth intercostal space.

quintuplet (*kwin-tū'-plet*) [*quintuplex*, five-fold]. One of five children born at one time.

quionine (*kwi'-o-nēn*). "Tasteless quinine." A mixture of cinchona alkaloids, principally cinchonidine.

quitenidine (*kwit-en'-i-dēn*). An alkaloid formed by the oxidation of quinidine.

quittor, quitter (*kwit'-or, kwit'-er*). In farriery, a fistulous wound upon the quarters or the heel of the coronet, caused by treads, pricks in shoeing, or other injuries which produce suppuration at the coronet or within the foot.

quiz (*kwiz*) [*quæso*, I ask] 1. A recitation, conducted by questions and answers, in which the student familiarizes himself with his studies. 2. To teach by this method of questions and answers.

quizzer (*kwiz'-er*) [*quiz*] One who conducts a quiz.

quotidian (*kwo-tid'-e-an*) [*quot*, as many as; *dies*, day]. 1. Recurring every day. 2. An intermittent fever, the paroxysms of which recur daily. **q., double,** a fever having two paroxysms a day, usually differing in character.

quotient (*kwo'-shent*) [*quoties*, how often]. The result of the process of division. **q., blood,** the result obtained by dividing the quantity of hemoglobin in the blood by the number of erythrocytes, expressed in each case as a percentage of the normal amount. **q.D-** the ratio of glucose to nitrogen in the urine. **q., protein,** the result of dividing the amount of globulin in the blood-plasma by the amount of albumin in it. **q. respiratory,** the result obtained by dividing the carbon dioxide expired by the oxygen absorbed. This is normally

$$\frac{4.5}{5} = 0.9.$$

q. v. Abbreviation for (1) *quantum vis*,—as much as you wish. (2) For *quod vide*—which see.

R. The abbreviation of *Réaumur*, of *resistance* (electric), of *residuum*, of *right*, and of *recipe*, take (generally written ℞.). **r. unit.** See under *unit*.

−R. Abbreviation for Rinne's test negative.

+R. Abbreviation for Rinne's test positive.

Ra. Chemical symbol of *radium*.

Raabe's test for albumin (*rah'-beh*) [Gutav *Raabe*, German physician, 1875–]. Place in a test-tube 1 Cc. of the liquid to be tested; on the addition of a small piece of trichloracetic acid a white zone or ring will be formed in the presence of albumin. The ring produced by uric acid is diffused and not sharply defined.

rabbeting (*rab'-et-ing*) [OF., *rabou er*, to push back]. The interlocking of the broken serrated edges of a fractured bone.

rabelaisin (*rab-el-a'-is-in*). A glucoside from the bark of *Lunasia amara*, of the Philippine Islands; the bark is used in inflammation of the eye and as an arrow-poison by the Negritos.

rabiate (*ra'-be-āt*) [*rabies*, rage]. Rabid.

rabic (*rab'-ik*) [*rabies*]. Pertaining to rabies, as *rabic* virus.

rabid (*rab'-id*) [*rabies*]. Affected with rabies or hydrophobia; pertaining to rabies, as *rabid* virus.

rabies (*rab'-e-ēz*) [L.]. Lyssa or hydrophobia. The latter term is generally applied to the human disease consequent upon the bite of a rabid dog or other animal. Rabies is an acute infectious disease of animals dependent upon a specific agent, *Bacillus lyssæ*, and communicable to man by inoculation. All animals are liable to the disease, but it occurs most frequently in the wolf, the cat, and the dog, and is chiefly propagated by the latter, which is specially susceptible. The toxin has a special affinity for the nervous system, and is found in the secretions, particularly in the saliva. See *hydrophobia*. **r., dumb,** rabies in rodents, in which the preliminary and second periods are absent, and the paralytic stage is pronounced from the onset (Osler). **r. canina, r. felina,** rabies in or acquired from the dog or cat respectively. **r., false.** See *r., pseudo*. **r. paralytic.** 1. Of Gamaleia, rabies in which the third stage is the only manifestation of the infection. 2. An acute ascending spinal paralysis due to infection, probably rabietic. **r., pseudo.** 1. A neurotic or hysterical manifestation closely simulating rabies, but of longer duration and amenable to treatment (Osler). 2. A morbid condition resembling rabies induced experimentally in animals, and occurring in dogs infested with the *Strongylus gigas*. **r., street,** Pasteur's term for the rabies of dogs infected naturally. Fr. *rage des rues*. **r. tanacetic,** a morbid condition resembling rabies induced in rabbits by the intravenous injection of oil of tanaectum.

rabietic (*ra-be-et'-ik*) [*rabies*, rage]. Pertaining to affected with, or of the nature of, rabies.

rabific (*ra-bif'-ik*) [*rabies*, rage]. Causing rabies; communicating hydrophobia.

RaBr₂. Radium bromide.

Rabuteau's test for hydrochloric acid in the contents of the stomach (*rab-oo-to'*). Make a solution containing 50 Cc. of starch mucilage, 1 Gm. of potassium iodate, and 0.5 Gm. of potassium iodide; add to it the filtered contents of the stomach. The solution will become blue in the presence of free HCl.

race (*rās*). 1. A genealogic, ethnic, or triba stock; a breed or variety of plants or animals made permanent by constant transmission of its characters through the offspring. 2. A root, especially of ginger. **r.-ginger,** ginger in the race or root. **r. suicide,** artificial prevention of conception.

raceme (*ra-sēm'*) [*racemus*, a cluster of grapes]. In biology, an indeterminate inflorescence having a common peduncle with one-flowered pedicels arranged along its sides. **r., compound,** a raceme in which the pedicels branch and form secondary racemes. **r., false,** a circinate, or scorpioid, eyme.

racemose (*ras'-e-mōs*) [*racemus*, a bunch of grapes]. Resembling a bunch of grapes, as a *racemose* gland. **r. aneurysm,** aneurysm by anastomosis. **r. cells,** clusters of cells arranged around a central duct. **r. varix,** anastomotic varix.

rachi- (*ra-ke-*) [*rhachis*]. A prefix meaning relating to the spine. For words beginning thus, see *rhach-*.

rachitamin (*rak-it'-am-in*). Antirachitic vitamin (D.).

racial (*ra'-se-al*) [origin obscure]. Pertaining or due to one's race.

raclage (*rak-lahzj'*) [Fr.]. The destruction of a soft growth by rubbing, as with a brush or harsh sponge; grattage.

raclement. See *raclage*.

rad. Abbreviation of Latin *radix*, root.

radal (*ra'-dal*). A 20% solution of protargol; used as a prophylactic in gonorrhea.

Radcliffe's elixir (*rad'-klif*). Compound tincture of aloes.

radectomy (*ra-dek'-to-me*) [*radix*, root; ἐκτόμη, excision]. Removal of the root of a tooth, in whole or in part.

rademanit (*rad-e-man'-it*). A radium charcoal preparation possessing a decided radioactivity, used in cancer.

radesyge (*rah-da-sü'-geh*) [Norwegian]. A disease also known as Scandinavian syphilis, or Norwegian leprosy, and characterized by ulceration and other cutaneous lesions.

radiability (*ra-de-ab-il-it'-e*). The property of being radiable.

radiable (*ra'-de-abl*). Capable of being penetrated by the x-rays, or other rays.

radiad (*ra'-de-ad*) [*radius; ad*, toward]. Toward the radial side.

radial (*ra'-de-al*) [*radius*]. 1. Radiating; diverging from a common center. 2. Pertaining to or in relation with the radius or bone of the forearm, as the *radial* artery.

radiale (*ra-de-a'-le*). The scaphoid bone of the carpus.

radialis (*ra-de-a'-lis*) [L.]. Pertaining to the radius. Various arteries, nerves and muscles are so called. See *extensor* and *flexor*, under *muscles, table of*.

radian (*ra'-de-an*). An arc whose length is equal to the radius of the circle of which it is a part.

radiant (*ra'-de-ant*) [*radius*]. 1. Radiate. 2. Emitting rays. r. **energy**, a form of energy emitted by all bodies in proportion to their temperature, and propagated by undulations in the luminiferous ether. When the body reaches 600° C., it begins to radiate light as well as heat. That portion of radiant energy which does not produce the sensation of light is generally spoken of as *radiant heat*, in distinction from *radiant light*. r. **matter**, matter in the ultragaseous state, as in a Crookes tube.

radiate (*ra'-de-āt*) [see *radiation*]. Diverging from a central point.

radiated substance of kidney. The medullary portion of the kidney.

radiatio (*ra-de-a'-she-o*) [L.]. See *radiation*.

radiation (*ra-de-a'-shun*) [*radiare*, to radiate]. 1. The act of radiating or diverging from a central point, as *radiation* of light; divergence from a center, having the appearance of rays. 2. In cerebral anatomy, certain groups of fibers that diverge after leaving their place of origin. r., **acoustic**, a tract of fibers extending from the medial geniculate body to the superior and transverse temporal gyri. r., **cortico-striate**, fibers running between the corpus striatum and the equatorial zone of the cortex. r., **occipitothalamic**, same as *optic radiation*. r., **optic**, a large strand of fibers continuous with those of the corona radiata, derived mainly from the pulvinar, the external and internal geniculate bodies, and the optic tract, and radiating into the occipital lobes. r., **striothalamic**, a system of fibers connecting the corpus striatum with the optic thalamus and the subthalamic region. r., **tegmental**, the radiating fibers of the hind portion of the internal capsule. r., **temporothalamic**, same as *acoustic radiation*. r., **thalamic**, certain tracts of fibers from the optic thalami that radiate into the hemispheres.

radical (*rad'-ik-al*) [*radix*, a root]. 1. Belonging to the root; going to the root, or attacking the cause of a disease; the opposite of conservative. 2. A group of atoms that acts in combination as a simple element, but is incapable of existence in the free state, as NH_4 ammonium, C_6H_5, phenyl. 3. The haptophore group of an antibody. r. **operation**, an operation for a complete cure of a morbid condition.

radices (*ra-di'-sēz*). Plural of *radix*.

radicle (*rad'-ik-l*) [dim. of *radix*]. 1. A little root, as the *radicle* of a nerve, one of the ultimate fibrils of which a nerve is composed; *radicle* of a vein, one of the minute vessels uniting to form a vein. r., **ascending** (*of the fornix*), the anterior crura or fibers, extending upward from the corpora albicantia. r., **descending** (*of the fornix*), the posterior crura or those fibers of the fornix extending from the optic thalami to the corpora albicantia. r., **electronegative**, the nonmetallic constituent of a compound which, in electrolysis, is evolved at the anode. r., **electro-positive**, that constituent of a salt which, in electrolysis, appears at the kathode, and which is either a base or a group of atoms having basic properties. r., **vascular**, vessels uniting to form a larger vessel. r.s., **venous**, the capillaries forming the smallest veins. Syn., *capillaries, venous*. 2. See *radical*.

radicotomy (*rad-ik-ot'-o-me*) [*radix*, root; τόμη, incision]. Same as rhizotomy, *q. v.*

radicula, radicule (*rad-ik'-ū-lah, rad'-ik-ūl*) [*radicula*, little root]. Same as *radicle*.

radiculalgia (*rad-ik-ū-lal'-je-ah*) [*radicula*, a little root; ἄλγος, pain]. Neuralgia affecting the nerve-roots.

radicular (*rad-ik'-ū-lar*). Pertaining to a root or to a radicle; specifically, pertaining to the roots of the spinal nerves. r. **arteries**, arteries which accompany nerve roots into the spinal cord.

radiculectomy (*rad-ik-ū-lek'-to-me*) [*radicula*; ἐκτομή, excision]. Excision of a nerve rootlet; resection of the posterior spinal nerve-roots.

radiculitis (*rad-ik-ū-li'-tis*) [*radicula*; ιτις, inflammation]. Inflammation of a nerve root.

radien (*ra'-de-en*) [*radius*]. Belonging to the radius in itself.

radii (*ra'-de-i*) [Plural of *radius*, a ray]. r. **auriculares**, lines projected on the cranium at right angles to a line passing through the auricular points. r. **ciliares**, the ciliary processes r. **frontis**, wrinkles of the forehead. r. **lentis**, lines radiating from the poles of the crystalline lens. r. **medullares**, bundles of receiving tubules of the kidney, beginning in one tubule at the apices of the papillæ, dividing dichotomously, and extending nearly to the cortical surface.

radio- (*ra-de-o-*) [*radiare*, to emit rays]. 1. A prefix meaning pertaining to radiant energy or to radium. 2. A prefix meaning relating to the radius.

radioactinium (*ra-de-o-ak-tin'-e-um*). A radioactive product of actinium.

radioactive (*ra-de-o-ak'-tiv*) [*radio-; active*]. Exhibiting radiant energy.

radioactivity (*ra-de-o-ak-tiv'-it-e*). A property possessed by certain substances of spontaneously emitting radiations which are capable of penetrating substances which are opaque to ordinary rays of light.

radiobe (*ra'-de-ōb*) [*radius*, a ray; βίος, life]. A peculiar, microscopic, radium formation, thought to be intermediate between a crystal and a living microorganism.

radiobicipital (*ra-de-o-bi-sip'-it-al*) [*radio-; biceps*]. Pertaining to the radius and the biceps.

radiocarpal (*ra-de-o-kar'-pal*) [*radio-; carpus*]. Pertaining to the radius and the carpus.

radiochemistry (*ra'-de-o-kem'-is-tre*). That branch of chemistry which deals with radioactive phenomena.

radiochronometer (*ra-de-o-kro-nom'-et-er*) [*radio-; chronometer*]. An instrument for testing the character of Roentgen-tubes, and the penetrating quality of the x-rays.

radiode (*ra'-de-ōd*) [*radio-*; ὁδός, a way]. An electric attachment for the application of radium.

radiodermatitis (*ra-de-o-der-mat-i'-tis*). See *actinodermatitis*.

radiodiagnosis (*ra-de-o-di-ag-no'-sis*) [*radio-; diagnosis*]. The diagnosis of a lesion by means of radiography or radioscopy.

radiodigital (*ra-de-o-dij'-it-al*) [*radio-; digital*]. 1. Pertaining to the radius and the fingers. 2. Pertaining to the fingers on the radial side of the hand.

radiodontia (*ra-de-o-don'-she-ah*) [*radio-; ὀδούς*, tooth]. Radiography of the teeth and adjacent tissues.

radiodontist (*ra-de-o-don'-tist*) [*radio-*; ὀδούς, tooth]. A specialist in radiography of the teeth and adjacent tissues.

radio-element (*ra'-de-o-el'-em-ent*). An element which possesses radioactivity.

radiogen (*ra'-de-o-jen*). A trade name for certain radioactive products.

radiogram (*ra'-de-o-gram*). See *skiagram*.

radiograph (*ra'-de-o-graf*) [*radio-*; γράφειν, to write]. 1. To obtain a picture by the action of radiant energy upon a sensitive plate. 2. Apparatus for obtaining such a picture. 3. A picture so produced.

radiographer (*ra-de-og'-raf-ur*). One skilled in radiography.

radiography (*ra-de-og'-ra-fe*). See *skiagraphy*.

radiohumeral (*ra-de-o-hū'-mer-al*) [*radio-*; *humerus*]. Pertaining to the radius and the humerus.

radiologist (*ra-de-ol'-o-jist*). Proposed term for a person versed in radiology, and who may, in addition, be skilled in applying the science.

radiology (*ra-de-ol'-o-je*) [*radio-*; λόγος, science]. The science of radiant energy.

radiolucency (*ra-de-o-lū'-sen-se*) [*radio-*; *lucere*, to shine]. State of being radiolucent.

radiolucent (*ra-de-o-lū'-sent*) [*radio-*; *lucere*, to shine]. Transparent to the x-ray; permitting the passage of radiant energy.

radiolus (*ra-di'-o-lus*) [dim. of *radius*, a ray] A probe or sound.

radiometacarpalis (*ra-de-o-met-ak-ar-pa'-lis*) [*radio-*; *metacarpus*]. The flexor carpi radialis brevis when the insertion is at a metacarpal bone.

radiometer (*ra-de-om'-et-er*) [*radio-*; μέτρον, a measure]. An instrument for testing the penetration in radiography; a skiameter.

radiomuscular (*ra-de-o-mus'-ku-lar*) [*radius; muscular*]. Relating to the radius and its muscles. The name of branches of the radial artery distributed to the forearm, and of filaments of the radial nerve going to the same muscles.

radion (*ra'-de-on*). A particle thrown off by a radioactive substance.

radioneuritis (*ra-de-o-nū-ri'-tis*). A form of neuritis observed in persons who have worked for a long time with x-rays.

radiopacity (*ra-de-o-pas'-it-e*). State of being radiopaque.

radiopalmar (*ra-de-o-pal'-mar*) [*radio-*; *palm*]. 1. Pertaining to the radius and the palm. 2. Pertaining to the outer side of the palm.

radiopaque (*ra-de-o-pāk'*) [*radio-*; *opacus*, shaded]. Not transparent to the x-ray; not permitting the passage of radiant energy.

radioparency (*ra-de-o-par'-en-se*). State of being radioparent

radioparent (*ra-de-o-par'-ent*) [*radio-*; *parere*, to appear]. Transparent to the x-ray; permitting the passage of radiant energy.

radiopraxis (*ra-de-o-praks'-is*) [*radio-*; πρᾶξις, action; practice]. The art of applying radiant energy either in therapeutics or for other purposes

radioscopy (*ra-de-os'-ko-pe*) [*radio-*; σκοπεῖν, to view]. The process of securing an image of an object upon a fluorescent screen by means of radiant energy.

radiostereoscopy (*ra-dē-o-ster-e-os'-ko-pe*) [*radius*, ray; στερεός, solid; σκοπεῖν, to view]. The application of the principle of the stereoscope, obtaining a view-point for the left eye and one for the right by lateral displacement of the tube along the plane of the plate, determining this displacement by the formula of Marie and Ribault for the purpose of demonstrating the different planes in which various objects shown by radioscopy are situated.

radiotellurium (*ra-de-o-tel-lū-re-um*). A radioactive product of tellurium; polonium.

radiotherapeutic (*ra-de-o-ther-ap-ū'-tik*) [*radiotherapy*]. Having reference to the therapeutic use of radiant energy.

radiotherapeutics (*ra-de-o-ther-ap-ū'-tiks*). See *radiotherapy*.

radiotherapy (*ra-de-o-ther'-a-pe*). The treatment of disease by means of x-rays, radium, and other radioactive substances.

radiothorium (*ra-de-o-thor'-e-um*). A radioactive substance which is neither radium nor thorium, but has properties like those of thorium.

radiotoxemia (*ra-de-o-toks-e'-me-ah*). Toxemia induced from excessive treatment with any radio-active substance.

radioulnar (*ra-de-o-ul'-nar*) [*radio-*; *ulna*]. Pertaining to the radius and ulna.

radium (*ra'-de-um*) [*radiare*, to emit rays]. An elementary body from pitch-blende, characterized by the phenomenon radioactivity. It is obtained by the fractional reprecipitation or recrystallization of the barium chloride prepared from pitch-blende. See *elements, table of*.

radiumization (*ra-de-um-i-za'-shun*). Exposure to x-rays.

radius (*ra'-de-us*) [L., "a spoke of a wheel"]. 1. A ray. 2. The outer of the two bones of the forearm. **r. fixus**, an imaginary line connecting the inion and the hormion.

radix (*ra'-diks*) [L.: *gen.*, *radicis*; *pl.*, *rad ces*]. A root Any spinal nerve root. **r. arcus vertebræ**, a root or pedicle of the vertebral arch.

radon (*ra'-don*). A radium emanation. See elements, table of.

raffinase (*raf'-in-ās*). The enzyme which decomposes raffinose; it is found in the seed of the cotton plant, in the root of the sugar beet, in certain yeasts, and in barley and wheat during germination.

raffinose (*raf'-in-ōs*), $C_{18}H_{32}O_{16} + 5H_2O$. A trisaccharid derived from beets.

rafle (*ra'-fl*) [Fr.]. A pustular disease of cattle.

Ragazzoni's injection (*rah-gaz-sō-ne*). A solution of mercury iodide and sodium iodide, used hypodermatically in syphilis.

rag-picker's disease. An acute febrile disease occurring in workmen engaged in sorting rags in paper-factories. It is supposed to be due to the inhalation of anthrax bacilli or spores, and is characterized by an exudation into the pulmonary tissue, bronchial glands, and pleural cavity. Syn. *hadernkrankheit*.

rage (*rāj*) [ME.]. 1. Violent passion or anger. 2. Any intensely painful affection. 3. (*rahzj*) [Fr.]. Hydrophobia; rabies.

ragle (*rahgl*) [Fr.]. A hallucination due to isolation and insomnia, observed in French troops while in the desert, in which they imagined they saw prairie and water.

railway sickness. See *car-sickness*. **r. kidney**, a renal affection said to be due to the constant jar of railway journeys. **r.-spine**, a term given by Erichsen to a varied group of spina symptoms consequent on slight injuries or concussions received in railway accidents. The condition is classed with the traumatic neuroses and is a form of neurasthenia. It is frequently a cause for litigation. See *Erichsen's disease*.

Rainey's capsules, corpuscles, or **tubes** (*ra'-ne*) [George *Rainey*, English anatomist, 1801–1884]. See *Miescher's tubes*.

raise (*rāz*) [ME. *rassen*, to raise]. To expectorate.

raised (*rāzd*) [ME., *raisen*, to raise]. Elevated. **r. base** (*for artificial teeth*), a term applied in mechanical dentistry to a metallic base, surmounted by a box or chamber soldered to it, and designed to compensate for the loss of substance which the parts have sustained. A base thus constructed is usually termed by dentists a raised plate.

raising (*ra'-zing*). 1. Expectoration. 2. One of the Swedish movements, either active or passive. It is used for deformities of the back, to relieve constipation, to act upon the abdomen, etc.

raisins (*ra'-zins*). Dried grapes; passu æ. **r., Corinth,** currants.

rake teeth. A term applied to teeth separated by intervals, like those of a rake.

rale (*rahl*) [Fr., *râler*, to rattle]. An adventitious sound heard over the chest during respiration and indicating some local disturbance. Rales are either *dry* or *moist* (produced by the bubbling of air through liquid, *sonorous*) or *sibilant*. They are also classified according to their place of production into *laryngeal, tracheal, bronchial, vesicular, cavernous, pleural, pericardial.* **r., amphoric,** a large, musical, tinkling rale, heard in inspiration and expiration, in tuberculous and abscess cavities; produced by movement of air in a tense-walled cavity containing air and communicating with a bronchus. **r., bubbling, large,** a moist rale, larger than the medium bubbling, heard in inspiration and expiration in bronchitis and pulmonary engorgement; produced by passage of air through frothy mucus in the trachea and larger bronchi. **r., bubbling, medium,** a moist rale larger than the small bubbling, heard in inspiration and expiration in capillary bronchitis, especially in children; produced by the passage of air through mucus in the larger tubes. **r., bubbling, small,** a small, moist rale, sounding like the bursting of small bubbles, heard in inspiration and expiration in capillary bronchitis, especially in children; produced by the passage of air through mucus in the bronchioles. **r., cavernous,** a hollow, metallic rale, heard in inspiration and expiration in the third stage of pulmonary tuberculosis; produced by the passage of air through a small cavity with flaccid walls that collapse with expiration **r., clicking,** a small, sticky rale heard in inspiration in the early stage of pulmonary tuberculosis; caused by passage of air through softening material in the smaller bronchi. **r., consonating,** a bright, clear, ringing rale, heard in inspiration and expiration in tuberculous pneumonia; produced when the bronchial tubes are surrounded by a consolidated tissue. **r., crackling, dry,** a sharp, short, clicking rale, heard in inspiration in the second or softening stage of pulmonary tuberculosis and in pulmonary gangrene; produced by the breaking down of lung tissue. **r., crackling, large,** a dry rale larger than the medium crackling, heard in inspiration and expiration, in pulmonary tuberculosis and pneumonia, after the formation of small cavities; produced by fluid in very small cavities. **r., crackling, medium,** a dry rale, larger than the small crackling, heard chiefly in inspiration, in softening of tuberculous deposit or pneumonic exudation; caused by fluid in the finer bronchi. **r., crackling, small,** a small, dry rale, sounding like the breaking of small shells, heard chiefly in inspiration, in softening of tuberculous deposit or pneumonic exudation; produced by fluid in the finer bronchi. **r., crepitant,** a small rale, sounding like the rubbing of hair between the fingers, heard at the end of inspiration in pneumonia, early stage, edema of the lungs, hypostatic pneumonia; localized in pulmonary tuberculosis. Produced by the passage of air into vesicles, collapsed or containing fibrinous exudation; usually at the base of the lungs. **r. de retour.** Same as *rale redux*. **r., dry,** a large and sonorous, or small and hissing or whistling rale heard in inspiration and expiration in bronchitis and asthma, localized in beginning pulmonary tuberculosis; produced by narrowing of the bronchial tubes from thickening of the mucous lining, from spasmodic contraction of the muscular coat, viscid mucus within, or pressure from without. **r., extrathoracic,** one produced in the trachea or larynx. **r., friction,** a grazing, rubbing, grating, creaking, or crackling rale heard in inspiration and expiration, most distinct at the end of inspiration, in pleurisy and pericarditis; produced by the rubbing together of serous surfaces, roughened by inflammation or deprived of their natural secretion. **r., gurgling,** a moist rale, larger than the large bubbling, sounding like the bursting of large bubbles, heard in inspiration and expiration in pulmonary tuberculosis after the formation of large cavities. **r., guttural,** one produced in the throat. **r., moist,** one produced by the passage of air through bronchi containing fluid. **r., mucous** (of Laennec), a modification of the subcrepitant rale, heard in inspiration and expiration in pulmonary emphysema; produced by viscid bubbles bursting in the bronchial tubes. **r. redux,** return of the crepitant rale heard in the resolution stage of pneumonia; produced by the passage of air through fluid in a bronchial tube. Syn., *rale de retour*. **r., sibilant,** a high-pitched and even hissing or piping rale, heard in inspiration and expiration in bronchitis, asthma, and localized in beginning pulmonary tuberculosis; produced by narrowing of the smaller bronchi from viscid mucus adhering to the walls, from thickening of the lining membrane, or spasmodic contraction. **r., sonorous,** a low-pitched, snoring rale, heard in inspiration and expiration, most frequently in bronchitis and spasmodic asthma; produced by lessened caliber of the larger bronchi, from spasm, tumefaction of mucous lining, or external pressure. **r., subcrepitant,** a small, moist rale heard in inspiration and expiration in capillary bronchitis; produced by the passage of air through mucus in the capillary bronchial tubes. **r., subcrepitant, Hirtz's,** a moist, metallic rale, pathognomonic or tuberculous softening. **r. vesicular.** Same as *r. crepitant*.

Ralfe's test [Charles Henry *Ralfe*, English physician, 1842–1896]. 1. *For acetone in urine:* Boil 4 Cc. of liquor potassæ with 1.5 Gm. of potassium iodide; overlay it with 4 Cc. of urine; a yellow ring studded with specks of iodoform appears at the line of contact. 2. *For peptones in urine:* Place 4 Cc. of Fehling's solution in a test-tube, and overlay it with an equal amount of urine; a rose-colored halo appears above the zone of phosphates.

ramal (*ra'-mal*) [*ramus*, a branch]. Pertaining to a ramus; branching. **ramalis vena,** the portal vein and its branches.

ramaninjana (*ram-an-in-yah'-nah*). A nervous disease of Madagascar.

R. A. M. C. Abbreviation for Royal Army Medical Corps.

Ramdohr's operation (*ram'-dōr*) [C. A. von *Ramdohr*, American surgeon, 1855–1912]. *For enterorrhaphy;* the insertion of the proximal within the distal end of the intestine, and suturing. **R.'s suture,** invagination of the upper portion of the intestine into the lower, followed by suture.

ramenta (*ra-men'-tah*) [L.; *pl., filings, scrapings*]. Shreds, filings, or shavings. **r. ferri,** iron filings. **r. intestinorum,** shreds of intestinal mucus discharged with the evacuations in severe dysentery.

ramex (*ra'-meks*) [*gen., ramicis: pl., ramices*]. A hernia, or hernial or scrotal tumor. **r. varicosus,** variococele.

rami (*ra'-mi*) [L.]. Plural of ramus, *q. v.* **r. accelerantes,** accelerator nerves. **r. alares,** branches of the lateral nasal artery supplying the nasal pinnæ. **r. anteriores nervorum spinalium,** the anterior divisions of the spinal nerves. **r. cardiaci (nervi vagi),** the cardiac branches of the pneumogastric nerve. **r. communicantes noni,** the branch of the descendens noni which join the communicating branches of the second and third cervical nerves. **r. emissaria,** branches of the anterior spinal plexuses which emerge through the intervertebral and anterior sacral foramina. **r. intestinales,** branches of the cerebrospinal nerves supplying the abdominal viscera. **r., ischiopubic,** the descending rami of the ischium and the pubes taken as one. **r. linguales (nervi glossopharyngei),** the terminal branches of the ninth nerve. **r. marginales,** the branches of the palpebral arteries which aid in forming the arcus arteriosus palpebræ. **r. musculares,** unnamed branches of nerves or blood-vessels distributed to the muscles. **r. olfactorii,** the olfactory nerve. **r. pharyngei (nervi vagi),** the branches of the vagus going to the pharynx **r. ventrales,** the branches of the intercostal arteries distributed to the intercostal muscles and to the ribs

ramie (*ram'-e*) [Malay]. See *r. fiber.* **r. fiber,** China-grass. The bast fiber from two varieties of *Boehmeria nivea,* known in India as *Rhea,* and in the Malay Archipelago as *Ramie.* The properly prepared fiber is of fine, silky lustet, soft, and extraordinarily strong. It is the most perfect of all the vegetable fibers, and is composed of pure cellulose.

ramification (*ram-if-ik-a'-shun*) [*ramus; facere,* to make]. 1. The act or state of branching. 2. A branch.

ramify (*ram'-e-fi*) [see *ramification*]. To form branches; to branch.

ramisection (*ram-e-sek-shun*) [*ramus; secare, to cut*]. Resection of some of the rami of the sympathetic nervous system; suggested in treatment of spastic paralysis.

Rammstedt's operation (*rahm'-stet*). Splitting the anterior aspect of the circular muscle of the pylorus by a longitudinal incision, and leaving the mucous membrane untouched; advocated in pyloric stenosis.

ramolescence (*ram-o-les'-ens*) [Fr. *ramollir,* to soften]. A softening; mollification.

ramollissement (*rah-mo-lēs-mon(g)*) [Fr.]. Morbid softening of any tissue or part.

Ramón y Cajal's cells (*rah-mōn'-e-kah-hahl'*). See *Cajal.*

ramose (*ra'-mōs*) [*ramus*]. Having many branches; branching.

ramous (*ra'-mus*). Having many branches; branching.

Ramsden's eye-piece [Jesse *Ramsden,* English optician, 1735–1800]. An eye-piece having two plano-convex lenses, used with a micrometer.

Ramsden's operation (*rams'-den*). *For ligation of the third part of the subclavian artery:* A transverse incision three inches long is made across the base of the posterior triangle of the neck, about one-half inch above the clavicle.

ramulus (*ram'-ū-lus*) [L.; *pl., ramuli*]. A small branch, or ramus.

ramus (*ra'-mus*) [L.; pl., *rami*]. 1. A branch, especially of a vein, artery, or nerve. 2. A slender process of bone projecting like a branch or twig from a large bone, as the ramus of the lower jaw; ascending ramus of the ischium; ascending or horizontal ramus of the pubes. **r. abdominalis,** the hypogastric nerve. **r. acetabuli,** a branch of the internal circumflex artery supplying the hip-joint. **r. anastomoticus,** the branch of an artery by which an anastomosis is established. **r. anterior ascendens, r. anterior nervi acustici.** See *cochlear nerve.* **r. ascendens,** the anterior branch of the fissure of Sylvius. **r. ascendens glabellaris,** the branch of the angular artery going to the inner angle of the orbit. **r. ascendens nervi vagi,** a branch of the superior laryngeal nerve going to the epiglottis. **r. ascendens (inferior) ossis ischii,** the ascending branch of the ischium. **r., ascending** (*of the ischium*), the portion between its tuberosity and the acetabulum. **r. ascending** (*of the pubic bone*), the portion between its body and the acetabulum. **r. auricularis nervi vagi.** See *nerve of Arnold.* **r. bulbocavernosus.** See *artery of the bulb of the urethra.* **r. canalis spinalis,** the branch of the intercostal artery supplying the walls of the spinal canal. **r. cardiacus nervi vagi inferior,** inferior cardiac nerve. **r. cardiacus nervi vagi superior,** superior cardiac nerve. **r. cervicofacialis** (*nervi facialis*), cerviofacial nerve. **r. cochleæ, r. cochlearis,** the cochlear nerve. **r. communicans,** a branch of a spinal nerve connecting it with the sympathetic ganglia. **r. communicans anterior,** anterior communicating artery of the brain. **r. communicans medullæ spinalis,** a branch of a spinal nerve uniting it with the sympathetic. **r. communicans posterior,** the posterior communicating artery of the brain. **r. cruralis,** lumbo-inguinal nerve. **r. cutaneous nervi radialis.** See *radial nerve.* **r. cutaneous palmaris longus.** See *r. palmaris longus nervi medsani.* **r. descendens.** 1. The descendens noni nerve. 2. The inferior division of the inferior maxillary nerve. **r. descendens nervi hypoglossi,** the descendens noni nerve. **r. descendens (superior) ossis ischii,** the descending branch of the ischium. **r. descendens ossis pubis,** the descending branch of the pubic bone. **r., descending** (*of the ischium*), the portion between its body and tuberosity. **r., descending** (*of the pubic bone*), the portion included between its body and its junction with the ischium. **r. dexter arteriæ pulmonalis,** the right pulmonary artery. **r. dorsalis nasi,** the dorsal artery of the nose. **r. dorsalis nervi radialis.** See *radial nerve.* **r. dorsalis nervi ulnaris.** See *ulnar nerve.* **r. dorsalis pollicis radialis,** that part of the radial artery which winds round the outer side of the carpus and

crosses the thumb beneath the extensor tendons. **r. duræ matris vagi,** a branch from the jugular ganglion going to the meninges. **r. externus, r. femoralis,** lumbo-inguinal nerve **r. hepaticus dexter,** the right hepatic artery. **r. hepaticus sinister,** the left hepatic artery. **r., horizontal** (*of the pubic bone*). See *r., ascending* (of the pubic bone). **r. horizontalis fissuræ Sylvii,** the posterior limb of the fissure of Sylvius. **r. horizontalis mandibulæ,** the body of the inferior maxilla. **r. horizontalis (superior) ossis pubis (pectinis),** the horizontal ramus of the pubic bone. **r. of the inferior maxilla,** the portion ascending from the angle, and terminating in the condyle and coronoid process. **r. intermedius.** See *r. anastomoticus.* **r. lingualis recurrens.** See *r. ascendens nervi vagi.* **r. magnus nervi mediani,** the musculocutaneous nerve **r. major nervi maxillaris inferioris,** the greater of the two primary branches of the inferior maxillary nerve. **r. malaris,** the inferior branch of the orbital nerve. **r. marginalis,** the dorsal branch of the radial nerve supplying the thumb. **r. mastoideus.** 1. The small occipital nerve. 2. The occipital branch of the posterior auricular artery. 3. The posterior division of the great auricular nerve. **r. maxillaris, inferior nervi trigemini.** See *inferior maxillary nerve.* **r. maxillaris superior (medius) nervi trigemini.** See *superior maxillary nerve.* **r. medullæ spinalis,** the spinal branch of the intercostal artery supplying the spinal cord. **r. meningeus posterior.** See *r. duræ matris vagi.* **r. minor nervi vidiani,** the great superficial petrosal nerve. **r. muscularis nervi radialis,** the radial nerve. **r. nasalis nervi ophthalmici.** See *nasociliary nerve.* **r. nutriens,** the nutrient artery of a bone. **r. ophthalmicus (quinti),** the ophthalmic nerve. **r. ossis maxillæ inferioris.** See *r. of the inferior maxilla.* **r. ovarii.** See *artery, ovarian.* **r. palmaris longus nervi mediani,** a branch of the median nerve distributed to the integument of palm of the hand. **r. perpendiculares (mandibulæ).** See *r. of inferior maxilla.* **r. posterior.** 1. The iliolumbar artery. 2. The posterior limb of the fissure of Sylvius. **r. primus nervi trigemini (primus quinti).** See *ophthalmic nerve.* **r. profundus nerve radialis.** See *radial nerve.* **r. recurrens vagi,** a branch of the jugular ganglion which goes to the transverse sinus through the jugular foramen. **r. secundus (ganglii Gasserii), r. secundus nervi trigemini (quinti paris),** the superior maxillary nerve. **r. sinister arteriæ pulmonalis,** the left pulmonary artery. **r. sinualis,** the recurrent branch of the ophthalmic nerve going to the tentorium. **r. sublimis (volaris superficialis) arteriæ radialis,** the superficial volar artery. **r. superficialis nervi radialis,** the radial nerve. **r. superior ossis ischii,** the descending ramus of the ischium. **r. superioris nervi trigemini, r. superioris quinti,** the ophthalmic nerve. **r. supraspinatus,** the suprapinous artery. **r. tertius nervi trigemini,** the inferior maxillary nerve. **r. vestibularis,** the vestibular nerve. **r. volaris nervi ulnaris,** the volar distribution of the ulnar nerve.

ramuscule (*ra-mus'-kūl*) [*ramusculus*]. A little branch, especially of the pial arteries.

rancid (*ran'-sid*) [*rancidus*, sour]. Having a rank or musty smell or taste; a term applied to fats and oils that have undergone decomposition with the development of volatile principles.

rancidity (*ran-sid'-it-e*) [*rancid*]. The state of being rancid.

Randia (*ran'-de-ah*) [Isaac *Rand*, an English botanist of the eighteenth century]. A genus of cinchonaceous shrubs. **R. aculeata,** of West India; ink-berry, indigo plant. The juice of the fruit is astringent. **R. dumetorum,** of India; has a poisonous and strongly emetic fruit. **R. longiflora,** of Bengal; the cortex is used in intermittent fever.

Randolph's test for peptones in urine [Nathaniel Archer *Randolph*, American physician, 1858–1887]. To 5 Cc. of faintly acid urine add 2 drops of saturated solution of potassium iodide and 3 or 4 drops of Millon's reagent; a yellow precipitate indicates the presence of peptones.

range (*rānj*) [Fr., *ranger*, to dispose]. Scope; extent. **r. of accommodation.** See *accommodation, range of relative.*

ranine (*ra'-nin*) [*rana*, a frog]. 1. Pertaining to a frog. 2. Pertaining to a ranula or to the region in which a ranula occurs, as *ranine* artery. **r. tumor,** ranula.

Ranke's angle (*ran'-keh*) [Hans Randolph *Ranke*, Dutch anatomist, 1849–1887]. The angle between the horizontal plane of the head and a line from the center of the alveolar border to the center of the frontonasal suture.

Ransohoff's operation (*ran'-so-hof*) [Joseph *Ransohoff*, American surgeon, 1853–1921]. Discission of the pulmonary pleura, employed as a substitute for decortication.

ranula (*ran'-ū-lah*) [*rana*, a frog]. A cystic tumor beneath the tongue, due to the occlusion of the duct of the sublingual or submaxillary gland, or of a mucous gland of the floor of the mouth. Syn., *frog-tongue.* **r. apidea,** salivary calculi. **r. pancreatica,** a dilated saccular condition of the larger pancreatic ducts due to calculous obstruction. **r., suprahyoid,** a cystic tumor situated above the hyoid bone.

ranular (*ran'-ū-lar*). Pertaining to a ranula.

ranunculaceous (*ra-nung-kū-la'-se-us*) [*ranunculus*, a medicinal plant]. Noting or relating to plants of the order *Ranunculaceæ.*

ranunculus (*ra-nung'-kū-lus*) [L.]. A genus of acrid herbs. Many of the species are poisonous and have been used as a counterirritants and vesicants. *R. acris* is very irritant and causes erythema æstivum.

Ranvier's accessory plexus (*ron(g)-ve-a*) [Louis Antoine *Ranvier*, French histologist, 1835–1922]. The superficial stroma plexus of the cornea. **R.'s cells,** connective-tissue corpuscles occurring in tendon. **R.'s crosses,** black, crucial figures seen at Ranvier's nodes on staining with silver nitrate. The transverse branch of the cross is represented by the line of constriction, and the longitudinal branch by the axis-cylinder. **R.'s membrane,** a thin layer separating the dermis from the epidermis. **R.'s nodes,** annular constrictions of the neurilemma, with discontinuity of the medullary sheath of the nerve-fiber. **R.'s tactile discs,** nerve-endings consisting of small, cup-shaped bodies, the concave side of which is directed toward the free surface of the epidermis.

rape (*rāp*) [*rapere*, to seize] Sexual intercourse with a woman without her free consent. **r.-seed,** the seed of wild turnip, *Brassica competris.*

raphania (*raf-a'-ne-ah*) [βαφανίς, radish.] A nervous affection attended with spasmodic dis-

order of the joints and the limbs. It has been attributed to a poisonous principle in the seeds of the wild radish, which become mixed with grain. The affection is allied to ergotism and pellagra.

raphe (*raf'-a*) [*βαφή*, a seam]. A seam or ridge, especially one indicating the line of junction of two symmetrical halves. **r. of the ampulla,** longitudinal ridge on the roof of the ampulla of the semicircular canal. **r. exterior,** the stria longitudinalis medialis. **r. inferior corporis callosi,** the raphe on the inferior surface of the corpus callosum. **r. palati duri.** Same as *r. palatine*. **r., palatine,** the narrow ridge of mucosa in the mesial line of the palate. **r. of the penis,** a continuation of the raphe of the scrotum upon the penis. **r., perineal,** the ridge of skin in the middle line of the perineum. **r. of the pharynx,** a fibrous band in the median line of the posterior wall of the pharynx. **r. of the pons,** the intersection of the fibers at the meson as seen in transection. **r. postoblongata,** the posterior median fissure of the medulla oblongata. **r. of the scrotum,** a median ridge dividing the scrotum into two lateral halves; it is continuous posteriorly, with the raphe of the perineum, anteriorly with the raphe of the penis. **r. Stilling's,** a narrow band connecting the pyramids of the oblongata. **r. superior corporis callosi,** the longitudinal raphe in the middle of the superior surface of the corpus callosum. **r. of the tongue,** a median furrow on the dorsal surface of the tongue corresponding to the fibrous septum which divides it into symmetrical halves.

raphidiospore (*ra-fid'-e-o-spōr*). See *exotospore*.

raptus (*rap'-tus*) [*rapere*, to seize]. Any sudden attack or seizure; rape. **r. hæmorrhagicus,** a sudden hemorrhage. **r. maniacus,** transient frenzy. **r. melancholicus,** sudden and vehement melancholy. **r. nervorum,** cramp or spasm.

rarefaction (*rār-e-fak'-shun*) [*rarus*, thin; rare; *facere*, to make]. The act of rarefying or of decreasing the density of a substance, especially the air. **r. of bone,** the process of rendering bone more porous.

rarefy (*rār'-e-fi*) [see *rarefaction*]. To make less dense or more porous.

rarefying osteitis. See *osteoporosis*.

raritas (*rār'-it-as*) [L.]. Rarity. **r. dentium,** fewness of teeth; less than the usual number of teeth, with or without interspaces between them.

rasceta (*ras-e'-tah*) [L.]. The transverse lines or creases on the palmar surface of the wrist.

Rasch's sign [Hermann *Rasch*, German obstetrician, 1873–]. Fluctuation obtained by applying two fingers of the right hand to the cervix, as in ballottement, and steadying the uterus through the abdomen with the left hand. It depends upon the presence of the liquor amnii, and is an early sign of pregnancy.

rash [OF., *rasche*, from *radere*, to scrape]. A superficial eruption of the skin or mucous membrane. **r., amygdalotomy,** one that generally appears on the neck, chest, or abdomen two or three days after an operation on hypertrophied tonsils. **r., caterpillar-,** a localized eruption attributed to the irritant action of the hairs of certain caterpillars. **r., drug-,** one produced by drugs. **r., medicinal.** See *r., drug-*. **r., mulberry-,** an eruption resembling an exanthem of measles, sometimes occurring in typhus. **r., nettle-.** See *nettlerash*. **r., rose-.** See *roseola*. **r., scarlet.** See *scarlatina*. **r., tonsillotomy.** See *r., amygdalotomy*. **r., tooth-,** any rash attributed to dentition.

rasion (*ra'-zjun*) [*radere*, to scrape]. The scraping of drugs with a file.

Rasmussen's aneurysm (*ras'-mus-en*) [Fritz Waldemar *Rasmussen*, Danish physician, 1834–1881]. Dilatation of an artery in a tuberculous cavity; its rupture is a frequent cause of hemorrhage. **R.'s test for urobilin,** shake together thoroughly equal parts of urine and ether to which has been added 6 or 7 drops of tincture of iodine. Allow it to stand until the solution separates into an upper layer of ether and iodine and a lower one of urine. In the presence of bile the lower layer turns green if biliverdin also exists.

Rasorian (*ra-zo'-re-an*) [Giovanni *Rasori*, Italian physician]. Following the teachings of Rasori; contrastimulant. **R. method,** in phlebotomy, repeated bleeding.

Rasorianism, Rasorism (*ra-zo'-re-an-izm, ra-zo'-rizm*) [Giovanni *Rasori*, Italian physician]. The doctrine of Rasori; contrastimulism.

Raspail's reaction for albumins. These are colored red by sugar and concentrated sulphuric acid. **R.'s sedative water,** a lotion containing camphor and ammonia.

raspatory (*ras'-pa-to-re*) [*raspatorium*, from *adere*, to scrape]. A rasp or file for trimming the rough surfaces of bones or for removing the periosteum.

raspberry (*raz'-ber-e*). The fruit of *Rubus idæus*, a plant of the order *Rosaceæ*. A syrup is used as a vehicle and as a drink in fevers.

rasura (*ra-sū'-rah*) [L.]. 1. The process of rasping, shaving, or scraping. 2. Scrapings; filings.

rat [ME., *ratte*, rat]. A rodent of the family *muridæ*. **r.-tail sutures,** fibers from the rat's tail, used instead of silk or gut, for surgical sutures. **r.-tooth forceps.** See *forceps*.

ratafia (*rat-a-fe'-ah*) [Malay, *arag*, arrack; *tafia*, a spirit distilled from molasses] A name for various liqueurs, or aromatized and sweetened cordials.

ratany, ratanhia (*rat'-an-e, rat-an'-he-ah*) See *krameria*.

Rathke's duct (*rath'-keh*) [Martin Heinrich *Rathke*, German anatomist, 1793–1860]. That portion of Mueller's duct which intervenes between the latter and the sinus pocularis; it may persist after birth as a patulous duct. **R.'s folds,** two projecting folds of the fetal mesoderm which are placed between the orifice of the intestine and the allantois and unite in the median line to form Douglas' septum. **R.'s glands.** See *Jacobson's organ*. **R., investing mass of,** the membranous capsule covering the end of the chorda dorsalis in the developing embryo and forming the rudiment of the base of the skull. It molds itself on the cerebral vesicles, so as to constitute the membrane in which the vault of the skull is developed. The membranous capsule at the base of the skull presents two thickenings, the lateral trabeculæ of Rathke, directed forward and enclosing the pituitary opening. **R., lateral trabeculæ of.** See *R., investing mass of*. **R.'s pouch** in the embryo, the diverticulum of the pharyngeal membrane which is connected with the midbrain, and ultimately forms the anterior lobe of the hypophysis.

raticide (*rat'-is-id*) [*rat; cædere*, to kill]. A rat poison.

ratio (*ra'-she-o*) [L.]. 1. The mind or reasoning faculties. 2. In chemistry and pharmacy, the proportion of ingredients or of atomic composition. r. **medendi**, the theory or scheme of a course of medical treatment. r., **ocular micrometer**, the number obtained by finding the number of divisions on the ocular micrometer required to include the image of an entire millimeter of the stage micrometer.

ration (*ra'-shun*) [*ratio*, proportion]. The daily allowance of food or drink. r., **emergency**, one with high force-value and with sufficient available nitrogen for the needs of hard labor, prepared in compact form and designed for occasions when the use of the regular ration is impracticable.

rational (*rash'-un-al*) [*ratio*, reason]. Based upon reason; reasonable. In therapeutics, opposed to empirical. r. **formula**, a chemical formula which shows, either partly or completely, the constitution of a compound. r. **symptoms**, the symptoms elicited by questioning the patient, as opposed to those ascertained by physical examination.

ratsbane (*rats'-bān*). 1. Arsenic trioxide. 2. A name given to any rat-poison containing arsenic.

rattle (*rat'-l*). A rale. r., **death-**, a gurgling sound observed in dying persons, due to the passage of the air through mucus in the trachea.

Rau's process (*row*) [Johannes Jacobus *Rau*, Dutch anatomist, 1668–1719]. The longer process at the junction of the handle with the neck of the malleus. It is also called the *Folian process*.

Rauber's layer (*row'-ber*) [August Antinous *Rauber*, German anatomist, 1845–]. A superficial stratum of flat cells occurring in the center of the embryonal spot at an early stage in the development of the blastodermic membranes.

raucedo (*raw-se'-do*) [*raucus*, hoarse]. Hoarseness arising from inflammation of the mucosa of the larynx and throat. r. **catarrhalis**, hoarseness resulting from laryngitis. r. **potatorum**, hoarseness caused by drinking whisky or other distilled liquors. r. **syphilitica**, chronic hoarseness due to secondary syphilitic affections of the larynx.

Rauchfuss's triangle (*rowk'-foos*) [Charles Andreyevich *Rauchfuss*, Russian physician, 1835–1915]. Same as *Grocco's triangle*.

raucitas (*raw'-sit-as*). See *raucedo*.

rauschbrand (*rowsh'-brant*). The German name for black-leg.

Ravius's process (*ra'-ve-us*). Rau's process, *q. v.*

Ravogli's liniment (*ra-vōl'-ye*). A liniment containing phenol 1, glycerin 2, 90 % alcohol 16, and rose water to 32 parts; used in diseases of the skin.

ray (*rā*) [*radius*, a ray]. 1. A beam of light or heat; one of the component elements of light or heat. 2. One of a number of lines diverging from a common center. r.s, **actinic**. See *r s, chemical*. r.s, **alpha-**, rays discovered by Rutherford, emanating from uranium, thorium, and radium, and differing from kathode rays in having much less penetrating power and in not being deviated ordinarily either by a magnet or an electrically charged body. r.s, **Becquerel**, invisible radiations of electrified particles or ions projected from radioactive bodies, such as uranium, radium, polonium, or their salts, without evident cause, and persisting over long periods. r.s, **beta-**, Rutherford's name for the kathode rays emitted by radioactive substances. They differ from the alpha-rays in greater penetrating power, weaker electric power, and in carrying a negative charge. r.s, **chemical**, solar rays that produce chemical change; see *phototherapy*. r.s., **diakathodic**, bluish rays obtained by directing the ordinary kathode rays upon a piece of wire gauze or upon a spiral of wire which is itself negatively electrified. They are not directly affected by a magnet. r.-**fungus**. See *actinomyces*. r.s., **gamma-**, non-charged, hard x-rays; a type of Becquerel rays more highly penetrating than the alpha-rays and beta-rays, but insignificant in energy compared with them. r.s., **Goldstein**, kathode rays altered by being passed through a perforated metallic plate. r.s., **hard**, Roentgen rays from a tube sufficiently exhausted to cause considerable difference in the potential between the kathode and anode and in the velocity of the kathode rays. They have high penetrating powers. Cf. *r.s, soft*. r.s, **Hertzian**, radiant energy having the greatest wave length of any yet discovered in the spectrum, supposed to be several miles in length. These rays have the peculiar property of converting poor electric contacts into good ones when they fall upon them. r.s, **kathode**, the stream of negatively electrified particles emanating from the kathode of a Crookes tube and passing in straight lines regardless of the anode. They are capable of deflection with a magnet and produce fluorescence and heat wherever they impinge. r.s, **Lenard**, cathode rays outside the vacuum tube as described by Philipp Lenard (1894) and secured by him by means of an aluminum window. r., **medullary, of the kidney**, any one of the bundles of tubules that are the continuation into the cortex of the malpighian pyramids. r.s, **N-**, a form of ether-waves discovered by Blondlot (1903) and named after the initial letter of Nancy, in the university of which his researches were conducted. They increase the brightness of an electric spark or the luminosity of phosphorescent bodies; they are emitted by the Roentgen-ray tube, by an Auer-Welsbach incandescent gas-mantle, by the ordinary gas-flame, but not by a Bunsen burner; the sun emits these in abundance, as does the Nernst lamp. Compression, torsion, and strain of many solids will cause the emission of the rays; living bodies, plants, and animals emit them. r.s, **Niewenglowski's**, certain luminous rays emitted from phosphorescent substances which may pass through opaque screens and affect sensitive plates. Niewengloski was probably the first to establish the existence of such rays. r.s. **photographic**. See *r.s, ultraviolet*. r.s, **positive**, See *r.s, Goldstein*. r.s, **Roentgen-**, the ether-rays or waves discovered by Roentgen, and named by him x-rays. A vacuum-tube of glass (called a *Geissler tube*, a *Hittorf*, a *Crookes*, or *Coolidge, tube*) is used with two wires sealed through the glass. These wires are connected with the two poles of a battery, and Roentgen found that the rays from the kathode (*kathode rays*) had peculiar penetrative powers through matter opaque to other ether-rays, and that by means of these rays photographs ("*shadowgrams*") may be taken of bones, metallic substances, etc., situated in the tissues; they readily traverse living tissues and influence the nutrition of the deeper ones; they have no appreciable effect on the vitality of bacteria, but are effective in certain diseases. Hertz,

and especially Lenard, prior to Roentgen, had discovered this penetrating power of the kathode rays, but failed to make the application suggested by Roentgen. **r.s, of Sagnac,** secondary rays emanating from metals on which Roentgen rays fall and distinguish from the primary rays irregularly refracted by difference in character, not being nearly so penetrating; the lighter the metal struck by the primary rays, the more penetrating the secondary rays. **r.s, soft,** rays coming from a tube the pressure in which is fairly low; they are readily absorbed. Cf. *r.s, hard.* **r.s, ultraviolet,** waves of the luminiferous ether which do not affect the retina. They can be reflected, refracted, and polarized; they will not traverse many bodies that are pervious to the rays of the visible spectrum; they produce photographic and photochemical effects, and destroy rapidly the vitality of bacteria. Syn., *actinic rays; photographic rays.* **r.s, uranium.** See *r.s, Becquerel.* **r.s, X-.** See *r.s, Roentgen.*

Ray's mania. Moral insanity, regarded by Ray as a distinct form of mental disorder.

rayage (*ra'-ej*). The dosage of rays.

Raygat's test of live birth (*ra'-gat*). Place the lungs in water and note their specific gravity. If inflation has occurred they will float. Also called *hydrostatic test.*

Raynaud's disease (*ra-nō'*) [A. G. Maurice *Raynaud,* French physician, 1834–1881]. 1. A trophoneurosis characterized by three grades of intensity: (*a*) Local syncope, observed most frequently in the extremities, and producing the condition known as dead fingers or dead toes. (*b*) Local asphyxia, which usually follows local syncope, but may develop independently. The fingers, toes, and ears are the parts usually affected. In the most extreme degree the parts are swollen, stiff, and livid, and the capillary circulation is almost stagnant. (*c*) Local or symmetrical gangrene. Small areas of necrosis appear on the pads of the fingers and of the toes, also at the edges of the ears and tip of the nose. Occasionally symmetrical patches are seen on the limbs or trunk, and in severe cases terminate in extensive gangrene. Some cases are attended by hemoglobinuria. 2. Paralysis of the muscles of the throat following parotitis. **R.'s gangrene.** See *R.'s disease* (1). **R.'s phenomenon,** a white and cold condition of the fingers, alternating with burning heat and redness, occurring in Raynaud's disease (*q. v.*), and showing vasomotor disturbance.

Rb. Chemical symbol of *rubidium.*

R. C. P. Abbreviation for *Royal College of Physicians.*

R. C. S. Abbr. for *Royal College of Surgeons.*

R. D. Abbreviation for *reaction of degeneration.*

R. D. A. Abbreviation denoting the *right dorsoanterior* position of the fetus.

R. D. P. Abbreviation denoting the *right dorsoposterior* position of the fetus.

R. E. Abbreviation for *right eye.*

Re. Chemical symbol of Rhenium.

Ré. Abbrevation for *Réaumur,* or the degree of Réaumur's thermometer scale.

re-. A Latin prefix signifying back or again.

reabsorption (*re-ab-sorp'-shun*). See *resorption.*

reaching (*rēch'-ing*) [ME., *rechen,* to reach]. To attempt to vomit; to retch.

reacquired (*re-ak-wīrd'*) [*re,* again; *acquirere,* to acquire]. Acquired a second time. **r. movements.** See *acquired movements.*

reaction (*re-ak'-shun*) [*re,* again; *agere,* to act]. 1. Counteraction; opposite action; interaction. 2. The response of an organ or part to a stimulus. 3. In chemistry—(*a*) the process whereby original chemical substances are changed into others; (*b*) the response to a certain test, as *acid reaction, alkaline reaction,* responding to the test for acid and alkali respectively. **r., addition,** the direct union of two or more molecules to form a new molecule. **r., amphigenous, r., amphoteric,** a double reaction occurring occasionally in the urine, owing to the presence of substances by which the liquid responds to both the acid and alkaline tests. **r., chameleon,** the peculiar change of color observed in cultures of *Pseudomonas pyocyanea,* from green to brown and back again. **r., chemical.** See *reaction* (3). **r., clump,** the agglutination of bacteria or of leukocytes as the result of the action of certain enzymes, lysins, or toxins. **r., consensual,** reaction which is independent of the will. **r. of degeneration,** the reaction obtained when an electric stimulus is applied to a muscle deprived of its trophic nerve influence. It is characterized by the following conditions: diminution or abolition of the excitability of the muscles for the faradic current, with a temporary increase in excitability for the galvanic current. In the nerves there is a diminution or abolition of both faradic and galvanic excitability. The reactions of the muscle to the galvanic current (the true reaction of degeneration) may be formulated as follows:

AnClC < KaClC
AnOC > KaOC } Muscle normal.

AnClC = KaClC
AnOC = KaOC } Muscle in first stage of degeneration.

AnClC > KaClC
AnOC < KaOC } Muscle in more advanced stage of degeneration.

AnClC = anodal closing contraction; AnOC = anodal opening contraction; KaClC = kathodal closing contraction; KaOC = kathodal opening contraction.

See *Pflueger's law of contraction.* **r., electric,** a response in a muscle or a part produced by electric stimulation. **r. of exhaustion,** a variety of reaction to electric excitation seen in states of exhaustion, in which a certain reaction produced by a given current-strength cannot be reproduced without an increase of current-strength. **r., Franklinic, of degeneration** a rare form of reaction of degeneration produced by static electricity and similar to that obtained by the faradic current. **r., hemianopic pupillary,** of Wernicke, a reaction obtained in some cases of hemianopia in which a pencil of light thrown on the blind side of the retina gives rise to no movement in the iris, but thrown upon the normal side, produces contraction of the iris. It indicates that the lesion producing the hemianopia is situated at or anterior to the geniculate bodies. **r., mixed,** a reaction normal in the nerve and altered in the muscle. It is called by Erb the middle form of degenerative reaction. **r., myasthenic,** that in which the normal tetanic contraction of a muscle under faradic stimulation becomes less intense and of shorter duration with every consecutive stimulus and finally ceases, the muscle being exhausted. Syn., *Faradic exhaustibility.* **r., myotonic,** a reaction seen in Thomsen's disease, in which there is quantitative increase in the faradic excitability. See *Erb's waves.* **r., neurotonic,** in electrotherapy, a tonic persist-

ence of contraction, after the current has been broken, upon galvanic and faradic stimulation of the nerve alone, in contradistinction to the myotonic persistency that follows faradic stimulation of the muscle. **r., neutral,** a reaction indicating the absence of both acid and alkaline properties. **r.-period,** the period following a trauma or operation in which there is recovery from the incident shock. **r.-time,** the interval between the application of a stimulus and the beginning of the corresponding motor act. **r., thread,** a peculiar reaction, consisting in the formation of long interlacing threads, produced in certain bacteria, *Bacillus coli communis, Bacillus proteus,* etc., when brought in contact with blood-serum, especially that of the individual from whom the bacteria were obtained.

reactivate (*re-ak'-tiv-āt*). To render active again, as by the addition of fresh normal serum to an immune serum which has lost its activity.

reactivation (*re-ak-tiv-a'-shun*). The rendering active again a serum which has become inactivated; it is accomplished by the addition of complement.

reader's cramp. A spasm of the ocular muscles following prolonged reading.

readjustment (*re-ad-just'-ment*). See *advancement.*

reagent (*re-a'-jent*) [*re,* again; *agere,* to act]. In chemistry, anything used to produce a reaction; a test. **r., general,** a reagent that indicates the group of substances to which a body belongs, without determining which one of the group it is. **r., special,** a reagent which indicates the presence of an individual substance, and not only the group of which it is a member.

reagin (*re'-a-jin*). An antibody, *q. v.*

real focus. See *focus* (2). **r. image.** See *image, real.*

realgar (*re-al'-gar*) [Ar., *rahj al-ghar,* powder of the urine]. Arsenic disulphide, As_2S_2.

reamer (*re'-mer*) [ME., *remen,* to widen]. An instrument for gouging out holes.

reamputation (*re-am-pū-ta'-shun*) [*re-; amputation*]. An amputation upon a member on which the operation has been performed before.

reanimate (*re-an'-im-āt*) [*re,* again; *animare,* to animate]. To revive; to resuscitate; to restore to life, as a person apparently dead.

Réaumur's thermometer (*ra-o-mūr'*) [René Antoine Ferchault de *Réaumur,* French physicist, 1683–1757]. See *thermometer, Réaumur.*

recalcification (*re-kal-si-fi-ka'-shun*) [*re,* again; *calx,* lime; *facere,* to make]. The restoring to the tissues of the lime salts which they have lost.

Récamier's operation (*ra-kam-e-a'*) [Joseph Claude Anselme *Récamier,* French gynecologist, 1774–1852]. Curettage of the uterus.

receiver (*re-se'-ver*) [*recipire,* to receive]. 1. The vessel receiving the products of distillation. 2. In an air-pump, the jar in which the vacuum is produced.

receptacula (*re-sep-tak'-ū-la*). Plural of Latin *receptaculum, q. v.* **r. duræ matris,** the sinuses of the dura. **r. lactis,** the ampullæ of the galactophorous ducts.

receptacular (*re-sep-tak'-ū-lar*) [*receptaculum,* a receptacle]. Pertaining to a receptaculum.

receptaculum (*re-sep-tak'-ū-lum*) [L., "a receptacle"]. A receptacle. **r. chyli,** the sac-like beginning of the thoracic duct opposite the last dorsal vertebra. **r. Cotunni,** a triangular space near the middle of the posterior surface of the petrous portion of the temporal bone, at the termination of the aqueductus vestibuli. It is formed by the separation of the laminæ of the dura mater. **r. Pecqueti,** same as *r. chyli.* **r. seminis,** see *cistern, seminal.*

receptive (*re-sep'-tiv*) [*recipere,* to receive]. Having the quality of or capacity for receiving. **r. centers.** In physiology and psycho-physics, nerve-centers to which influences arrive that may excite sensations or some kind of activity not associated with consciousness.

receptor (*re-sep'-tor*) [*recipere,* to receive]. 1. A name given by Ehrlich to the atomic lateral chain or haptophorous group, which, existing in each cell in addition to its nucleus, combines with intermediary bodies such as toxins, food molecules, foreign substances. 2. Peripheral nerve endings in the skin and special sense organs. **r., free,** an antibody. **r. of the first order,** one with a single anchoring or haptophore group. **r. of the second order,** one containing a haptophore and a functional, fermentive, or zymophore group. **r. of the third order** one possessing two haptophore and a zymophore group.

recess, recessus (*re-ses', re-ses'-sus*) [*recessus,* a recess]. A fossa, ventricle, or ampulla; an anatomical depression. **r. acetabuli,** the cotyloid cavity. **r., ampullar,** the ampulla of the semicircular canal of the inner ear. **r. auditory,** a depression of the ectoderm on each side of the cephalic extremity of the embryo, constituting the first foreshadowing of the internal ear. It is the precursor of the auditory vesicle. **r. aulæ.** See *r., aulic.* **r. aulic,** Bergmann's name for a triangular recess between the columns of the fornix immediately dorsad of the anterior commissure. Syn., *r., triangular; recessus aulæ; foveola triangularis serrata.* **r. chiasmal,** a pit in front of the infundibulum bounded by the optic chiasm and the cinereous lamina. **r. chiasmatica.** See *lamina cinerea.* **r. cochlear,** an elliptic pit below the oval window of the vestibule, forming part of the cochlea. **r. cochlearis,** a shallow depression between the diverging portions of the crista vestibuli. **r. conarii,** the cavity at the base of the pineal body, situated between the supracommissure and postcommissure. **r., duodenojejunal,** a pouch of the mesentery on the right side of the jejunum and near its union with the duodenum. Syn., *duodenojejunal fossa.* **r. ellipticus.** See *fovea hemiellıptica.* **r., epiphyseal,** the preferred name for pineal recess. **r., epitympanic,** synonym of *attic.* **r. hemiellipticus.** See *fovea hemiellıptica.* **r. hemisphæricus,** a tiny perforated cavity in the inner wall of the vestibule, anterior to the crista vestibuli; it transmits the branches of the auditory nerve. **r. hepaticorenal,** that formed by the hepaticocolic ligament. **r ileocecal,** the ileocecal fossa. **r. incisive,** a depression on the nasal septum immediately above the anterior palatine canal. **r. infrapineal.** See *recessus conarii.* **r. infundibuliform.** See *fossa of Rosenmueller.* **r. intercruralis,** the interpeduncular space. **r. jugular,** see *jugular fossa.* **r. labyrinthi,** a cavity formed in the base of the fetal skull, developing into the primitive auditory vesicle, and finally into the internal ear. **r., laryngopharyngeal,** the lower pyramidal part of the pharynx from which the esophagus and larynx open. **r. lateral,** the lateral extension of the fourth ventricle in the angle between the cerebellum and the oblongata. **r. naso-palatinus,** the nasal

orifice of the naso-palatine canal **r. occipitalis,** the posterior horn of the lateral ventricle. **r. opticus,** the conical depression at the beginning of each optic nerve where it leaves the chiasma, the remnant of the cavity of the stalk of the aptic vesicle (Wilder). See *lamina cinerea.* **r., palatal.** See *fossa, supratonsillar.* **r. peritonæi,** the pocket-like processes formed by the peritoneum. **r. pharyngeus,** a pouch-like process of the mucosa of the pharynx situated below the opening of the Eustachian tube; Rosenmueller's fossa. **r. pineal.** See *recessus conarii.* **r., postpontile,** the foramen cæcum of the brain. **r. sacci lachrymalis,** an inconstant anterior pouch of the lacrimal sac. **r., salpingopharyngeal,** an inconstant pharyngeal diverticulum adjacent to the pharyngeal opening of the Eustachian tube. **r. sphæricus.** See *fovea hemisphærica.* **r. spheno-ethmoidalis,** a small depression or groove between the sphenoid bone and the superior turbinated bones. **r., Stensonian.** See *r., incisive* **r. subsigmoid,** the pouch made in the peritoneum by the mesentericomesocolic ligament. **r. sulciform.** See *fossa, sulciform.* **r. superior sacci omenti,** the cavity of the lesser omentum. **r. suprapinealis,** a space between the habenal commissures and the post-commissure **r. tecti,** a space beneath the valvula and velum of the cerebellum. **r., triangular.** See *r., aulic.* **r. utriculi,** a recess at the upper part of the utricle of the inner ear. **r. venosus.** See *fossa, Landzert's.* **r. vesicæ urinariæ,** the lower portion of the urinary bladder.

recession (*re-sesh'-un*) [*recedere,* to recede]. The gradual withdrawal of a part from its normal position, as the recession of the gums from the necks of the teeth.

recessive character (*re-ses'-iv*). In biology, an inherited character which remains undeveloped when mated with a dominant character.

recessus (*re-ses'-us*). See *recess.*

recidivation (*re-sid-iv-a'-shun*) [*recidivus,* a falling back]. The relapsing of a disease. In criminology, a relapsing into crime.

recidivist (*re-sid'-iv-ist*) [*recidivus,* falling back]. 1. A patient who returns to a hospital for treatment, especially an insane person who so returns. 2. In criminology, a confirmed or relapsed criminal; (*a*) one who for the most part has no mental or bodily signs of degeneration, caused by bad bringing up, society, poverty, sexual disorders, and who makes crime a trade or a vengeance; (*b*) one with inborn criminal inclinations and a positive tendency to insanity or epilepsy; and (*c*) one whose antecedents and environment lead him to crime by blunting his sense of honor and morality. The latter classes are inclined to coarseness, boldness, resistance, and wilful spoiling of their clothes; but are not legally regarded as insane.

recidivity (*re-sid-iv'-it-e*) [*recidivus,* a falling back]. Tendency to return or to relapse.

recipe (*res'-ip-e*). 1. The imperative of *recipere,* used as the heading of a physician's prescription, and signifying take. Symbol ℞. 2. Also the prescription itself.

recipiomotor (*re-sip-e-o-mo'-tor*) [*recipere,* to receive; *motor*] Receiving motor impulses.

reciprocal (*re-sip'-ro-kal*) [*recipere,* to receive]. In psychology, applied to those instances in which there is both agency and percipience at each end of the telepathic chain. **r. proportions, law of,** two elements combining with a third do so in proportions that are simple multiples or simple fractions of those in which they combine with each other. **r. reception,** a mode of articulation in which the articular surface is convex on one side and concave on the other.

Recklinghausen's canals (*rek'-ling-how-sen*) [Friedrich Daniel von *Recklinghausen,* German pathologist, 1833–1910]. Minute channels supposed to exist in all connective tissue, which are directly continuous with the lymphatic vessels, and hence may be said to form their origin. **R.'s disease.** 1. Neuro-fibromatosis. 2. Hemachromatosis; an affection characterized by bronzing of the skin, hypertrophic cirrhosis of the liver, enlargement of the spleen, and, in later stages, diabetes from pancreatic sclerosis.

reclinatio (*rek-lin-a'-she-o*). See *reclination.* **r. palpebrarum,** ectropion.

reclination (*rek-lin-a'-shun*) [*reclinare,* to recline]. An old operation for cataract, called also "couching," in which the lens was pushed back into the vitreous chamber.

Reclus' disease (*rek-loo'*) [Paul *Reclus,* French surgeon, 1847–1914]. Cystic disease of the mammary gland; chronic cystic or interstitial mastitis. **R.'s method,** producing local anesthesia by injection of cocaine.

recoil-atom. See *rest-atom.*

recomposition (*re-kom-po-zish'-un*) [*recomponere,* to reunite]. Reunion of parts or constituents after temporary dissolution.

recompression (*re-kom-presh'-un*). Subjection again to the action of compressed air; said of persons working in air under high pressure.

reconstituent (*re-kon-stit'-ū-ent*) [*re-; constituere,* to constitute]. A medicine which promotes continuous repair of tissue-waste or makes compensation for its loss.

reconstitution (*re-kon-stit-ū'-shun*) [*re,* again; *constituere,* to constitute]. Continuous repair of decaying tissue, or restoration to compensate loss by tissue-waste.

recrement (*rek'-re-ment*) [*recrementum,* from *re,* again; *crescere,* to grow]. A secretion that is reabsorbed after fulfilling its functions.

recrementitious (*rek-re-men-tish'-us*) [*recrement*]. Pertaining to or of the nature of a recrement.

recrudescence (*re-kroo-des'-ens*) [*re-; crudescere,* to become raw]. An increase in the symptoms of a disease after a remission or a short intermission.

rectal (*rek'-tal*). Pertaining to the rectum or performed through the rectum. **r. alimentation,** see *alimentation, rectal.* **r. crises,** attacks of rectal pain and tenesmus occurring in locomotor ataxia.

rectalgia (*rek-tal'-je-ah*) [*rectum;* ἄλγος, pain]. Pain in the rectum; proctalgia.

rectectomy (*rek-tek'-to-me*). See *proctectomy.*

rectification (*rek-tif-ik-a'-shun*) [*rectus,* straight; *facere,* to make]. 1. A straightening, as *rectification* of a crooked limb. 2. The redistillation of weak spirit in order to strengthen it.

rectified spirit. Alcohol containing 94.9% of ethyl-alcohol.

rectitis (*rek-ti'-tis*). See *proctitis.*

recto- (*rek-to-*) [*rectum*]. A prefix meaning relating to the rectum.

rectoabdominal (*rek-to-ab-dom'-in-al*). Relating to the rectum and the abdomen.

rectocele (*rek'-to-sēl*) [*recto-;* κήλη, hernia]. Propalse of the rectum into the vagina.

rectoclysis (*rek-tok'-lis-is*) [*rectum;* κλύσις, a washing out]. The slow instillation of a liquid into the rectum.

rectococcygeal (*rek-to-kok-sij'-e-al*) [*recto-; coccygeal*]. Pertaining to the rectum and the coccyx.

rectcoccypexia, rectococcypexy (*rek-to-koks-e-peks'-e-ah, rek-to-koks-e-peks'-e*) [*recto-; κόκκυξ*, coccyx; *πήξις*, a fastening]. Suturing of the rectum to the coccyx.

rectocolitis (*rek-to-kol-i'-tis*). Inflammation of the mucosa of the rectum and colon combined.

rectocolonic (*rek-to-ko-lon'-ik*) [*recto-; colon*]. Pertaining to the rectum and the colon.

rectocystotomy (*rek-to-sist-ot'-o-me*) [*recto-; cystotomy*]. Incision of the bladder through the rectum.

rectogenital (*rek-to-jen'-it-al*). Pertaining to the rectum and the genital organs.

rectolabial (*rek-to-la'-be-al*). Relating to the rectum and the labia pudendi.

rectopexia, rectopexy (*rek-to-peks'-e-ah, rek-to-peks'-e*) [*recto-; πήξις*, a fastening]. Surgical fixation of a prolapsed rectum.

rectophobia (*rek-to-fo'- be- ah*)[*rectum; φόβος*, fear], 1. A presentiment or sense of impending ill experienced by patients having rectal disease. 2. A morbid dread of rectal disease.

rectoplasty (*rek'-to-plas-te*) [*recto-; πλάσσειν*, to form]. See *proctoplasty*.

rectoromanoscope (*rek-to-ro-man'-o-skōp*) [*recto-; S romanum*, the sigmoid flexure; *σκοπεῖν*, to view]. A speculum used in examining the rectum and the sigmoid flexure

rectoscope (*rek'-to-skōp*) [*recto-; σκοπεῖν*, to inspect]. A rectal speculum.

rectoscopy (*rek-tos'-ko-pe*) [*rectum; σκοπεῖν*, to inspect]. An examination of the rectum.

rectosigmoidoscopy (*rek-to-sig-moy-dos'-ko-pe*) [*recto-; sigmoid; σκοπεῖν*, to inspect]. Ocular inspection of the rectum and sigmoid flexure of the colon with the aid of special instruments.

rectostenosis (*rek-to-sten-o'-sis*) [*recto-; stenosis*]. Stenosis of the rectum

rectostomy (*rek-tos'-to-me*). See *proctostomy*.

rectotome (*rek'-to-tōm*) [*recto-; τομή*, a cutting]. A cutting instrument used in rectotomy.

rectotomy (*rek-tot'-o-me*). See *proctotomy*.

rectourethral (*rek-to-ū-re'-thral*) [*recto-; urethra*]. Pertaining to the rectum and the urethra.

rectouterine (*rek-to-ū'-ter-in*) [*recto-; uterus*]. Pertaining to the rectum and the uterus.

rectovaginal (*rek-to-vaj'-in-al*) [*recto-; vagina*]. Pertaining to the rectum and the vagina. **r. fistula,** an opening between the vagina and the rectum.

rectovesical (*rek-to-ves'-ik-al*) [*recto-; vesica*, the bladder]. Pertaining to the rectum and the bladder.

rectum (*rek'-tum*) [*rectus*, straight]. The lower part of the large intestine, extending from the sigmoid flexure to the anus. It begins opposite the left sacroiliac synchondrosis, passes obliquely downward to the middle of the sacrum, and thence descends in the median line to terminate at the anus.

rectus (*rek'-tus*) [L.]. Straight; applied to anything having a straight course. **r. muscle,** see under *muscle*.

recumbent (*re-kum'-bent*) [*recumbere*, to recline]. Leaning back; reclining.

recuperate (*re-kū'-per-āt*) [*recuperate*, to regain]. To regain strength or health.

recuperation (*re-kū-per-a'-shun*) [*recuperatio; recuperare*, to recover]. Convalescence. Restoration to health.

recuperative (*re-kū'-per-a-tiv*) [*recuperativus*]. Pertaining to, or tending to, recovery of health or strength.

recurrence (*re-kur'-ens*) [*recurrere*, to run back]. The return, as of a disease.

recurrens (*re-kur'-ens*) [see *recurrent*]. Relapsing fever.

recurrent (*re-kur'-ent*) [*re*, back; *currere, to run*] 1. Returning. 2. In anatomy, turning back in its course, as *recurrent* laryngeal nerve. **r. fever,** relapsing fever.

recurring (*re-kur'-ing*) [*recurrere*, to run back] Returning; occurring again. **r. disease,** one that returns or relapses. **r. utterance,** the involuntary utterance of certain words, usually a symptom of motor aphasia.

recurvation (*re-kur-va'-shun*) [*recurvatus*, curved back]. The act or process of recurbing or of bending backward.

red. in pulv. Abbreviation of the Latin *redactus in pulverem*, reduced to powder.

red [AS., *rēad*]. The least refrangible of the spectral colors; of a color resembling that of the blood. **r. bark,** see *cinchona*. **r.-blindness,** see under *blindness, color-*. **r. blister,** unguentum hydrargyri iodidi rubri. **r. cerate,** calamine ointment. **r. chalk,** reddle; hydrated aluminum silicate containing a quantity of ferric oxide. **r., Chinese,** mercuric sulphide. **r. corpuscles,** see *corpuscles*. **R.-Cross Society,** an international society founded by Clara Barton, and intended to act upon the principles laid down in the Geneva convention of 1864. It furnishes nurses and supplies for service in wars, and relieves the distress, needs, or wants of those who suffer in floods, pestilences, and public calamities. **r. gum.** 1. A red, papular eruption of infants. Syn., *strophulus*. 2. Eucalyptus. **r. lead,** red lead oxide, formerly used in plasters. **r. lotion.** See *r. wash*. **r. mixture,** a combination of rock salt, potassium nitrate, sodium carbonate and molasses, used for injecting bodies for the dissecting room. It imparts a beautiful red color to the muscles. It is also called *Horner's mixture*. **r. nucleus,** see *nucleus, tegmental*. **r., oil,** oleic acid as a by-product in the manufacture of stearic acid candles. **r. pepper,** see *capsicum*. **r. plague,** a form of the plague characterized by a red spot, boil, or bubo. **r. precipitate,** see *mercury oxide, red*. **r. softening,** a form of acute softening of the brain or spinal cord, characterized by a red, punctiform appearance due to the presence of blood. **r. tartar,** argols, impure cream of tartar. **r. wash,** lotio rubra, a solution of zinc sulphate in compound tincture of lavender and water. **r.-water,** a common name for hemoglobinuria in cattle.

reddle (*red'-del*). Red chalk.

redia (*re'-de-ah*) [*Redi*, an Italian naturalist, 1626–1698]. *pl., rediæ*. In biology, the larval stage of a trematode, which results from the development of a parthenogenetic egg of the first larval stage (sporocyst). The rediæ have at the anterior extremity of their body a sucker-like formation, a pharynx, a simple intestinal tube, and a birth-aperture. The first rediæ give rise to a second and these to a third parthenogenetic generation and these finally to larvæ called *cercariæ*, *q. v.*

redintegration (*red-in-te-gra'-shun*) [*redintegrare*, to renew]. The complete restitution of a part that has been injured or destroyed.

redintol (*red'-in-tol*). Trade name of a paraffin preparation used in the treatment of burns.

redresser (*re-dres'-er*) [Fr. *re, dresseur*]. An instrument used to replace a displaced organ or part.

redressment (*re-dres'-ment*) [Fr., *redressment*]. Correction of a deformity or replacement of a dislocated part.

redressement forcé (*ra-dres-mon (g)for-sa*) [Fr.]. The forcible correction of a deformity or restoration of a displaced part.

reduce (*re-dūs'*) [*re*, back; *ducere*, to lead]. 1. To restore a part to its normal relations, as to *reduce* a hernia or fracture. 2. In chemistry, to bring back to the metallic form; to deprive of oxygen.

reduced (*re-dūsd'*) [*reduce*]. 1. Restored to the proper place. 2. In chemistry, brought back into the metallic form, as *reduced* iron. 3. Diminished in size. **r. eye,** see *eye, reduced, of Donders.* **r. hematin,** the product of the production of hematin in alkaline solution. **r. hemoglobin,** the result of deoxidation of oxyhemoglobin. **r. iron,** iron by hydrogen; ferrum reductum.

reducible (*re-dū'-si-bl*) [*reduce*]. Capable of being reduced.

reducin (*re-dū'-sin*). A leukomaine, $C_{12}H_{24}N_8O_8$, found in urine.

reductase (*re-duk'-tās*). A reducing ferment.

reduction (*re-duk'-shun*) [*reduce*]. The act of reducing. **r. en bloc, r. en masse,** the reduction of a strangulated hernia still surrounded by its sac, thus failing to relieve the strangulation.

reductor (*re-dukt'-or*) [L.]. 1. An instrument for effecting reduction. 2. A retractor muscle.

reduplicated (*re-dū'-plik-a-ted*) [see *reduplication*]. Doubled, as *reduplicated* heart-sounds. See *reduplication.*

reduplication (*re-dū-plik-a'-shun*) [*re*, again; *duplicare*, to double]. A doubling. **r. of the heart-sounds,** a doubling of either the first or the second sound of the heart.

redux (*re'-duks*) [L.]. Returning. **r., crepitus,** the small mucous rales heard in the early stage of the resolution of lobar pneumonia.

reed (*rēd*). See *Abomasum.*

Reed's bacillus (*rēd*) [Charles Alfred Lee *Reed*, American gynecologist, 1856–]. Bacillus epilepticus.

reef-knot (*rēf-not*). Sailor's knot used for ligaturing arteries. It is not likely to slip. See *knot.*

reel, cerebellar. The peculiar staggering gait in diseases of the cerebellum, particularly in tumor.

Rees' test for albumin [George Owen *Rees*, English physician, 1813–1889]. Small amounts of albumin are precipitated by an alcoholic solution of tannic acid.

reevolution (*re-ev-ol-ū'-shun*). Hughlings Jackson's term for a symptom following an epileptic attack, which consists of three stages: (1) Suspension of power to understand speech (word-deafness); (2) perception of words and echolalia without comprehension; (3) return to conscious perception of speech with continued lack of comprehension.

referred pain. That occurring at a distance from the actual place of origin.

refine (*re-fīn'*) [*re*, again; *finire*, to finish]. To purify a substance from foreign matter.

reflected (*re-flek'-ted*) [*reflectere*, to bend backward]. Cast or thrown back. In anatomy, turned back upon itself. **r. light,** see *light.*

reflection (*re-flek'-shun*) [*reflex*]. 1. A bending or turning back, specifically, the turning back of a ray of light from a surface upon which it impinges without penetrating. 2. When used in speaking of membranes such as the peritoneum it refers to the folds which it makes in passing from the wall of the cavity over an organ and back again to the wall which bounds such cavity.

reflector (*re-flek'-tor*). A polished surface by which light is reflected.

reflex (*re'-fleks*) [*re*, back; *flectere*, to bend]. 1. Anything reflected or thrown back. 2. A reflex act. **r., abdominal,** contraction of the muscles about the umbilicus, on sharp, sudden stroking of the abdominal wall from the margin of the ribs downward; it shows integrity of the spinal cord from the eighth to the twelfth dorsal nerve. **r., abdominocardiac,** cardiac dilatation occurs on stimulating the nerves of the abdominal aortic plexus. **r., accommodation,** the contraction and dilatation of the pupil during accommodation. **r., Achilles,** the muscles of the calf of the leg contract when the tendo Achilles is sharply struck. **r. act,** an act following immediately upon a stimulus without the intervention of the will. **r., anal,** a contraction of the sphincter ani on anal irritation. **r., ankle,** clonic contractions of the tendo Achillis, dependent upon alternate contraction and relaxation of the anterior, tibial, and calf-muscles; obtained by sudden complete flexion of the foot, by pressing the hand against the sole. Syn., *ankle-clonus.* **r. arc,** the mechanism necessary for a reflex action; it consists of an afferent or sensory nerve; a nerve-center to change this sensory impulse into a motor one; and an efferent or motor nerve to carry a motor impulse to the muscle or group of muscles. **r., biceps,** contraction of the biceps muscle on tapping the tendon of the biceps; a normal reflex, but increased by the causes which increase the knee-jerk. **r., bone,** a reflex muscular contraction evoked by blows over a bone. **r., bulbocavernous,** see *r., virile.* **r. center,** the nerve center in a reflex arc. **r., chemical,** vital activity produced by the presence of a hormone in the blood. **r., chin,** see *r., jaw.* **r., ciliary,** same as *r., accommodation.* **r., ciliospinal,** pupillary dilatation on irritation of the skin of the neck. **r., consensual,** same as *r., crossed.* **r., contralateral,** a flexion or extension of the leg on one side when the other leg is flexed passively; it occurs in children in meningitis. **r., corneal.** Same as *r., eyelid-closure.* **r., cranial,** any brain reflex. **r., cremasteric,** retraction of the testicle on the corresponding side, obtained on stimulation of the skin on the front and inner aspect of the thigh; it shows integrity of the cord between the first and second pairs of lumbar nerves. **r., crossed,** one in which stimulation of one side of the body produces a reflex on the opposite side. **r., cutaneous pupil,** dilatation of the pupils occurs on pinching the skin of the cheek or neck. **r., deep,** reflexes developed by percussion of tendons or bones. **r., delayed,** one which occurs at a considerable interval after the application of the stimulus. **r., direct,** one in which the reflex occurs on the same side as the stimulation. **r., dorsal,** same as *r., erector spinæ.* **r., elbow-jerk,** same as *r., biceps.* **r., epigastric,** dimpling in the epigastrium, due to contraction of the highest fibers of the rectus abdominis muscle, on stimulation of the skin in the fifth or sixth intercostal space near the axilla; it shows integrity of the cord from the fourth to the seventh dorsa

nerves. **r., erector spinæ,** local contraction of erector spinæ muscle on stimulation of the skin along the border, it shows integrity of the dorsal region of the cord. **r., eyelid-closure,** closure of the lid on irritation of the conjunctiva. **r., faucial,** vomiting on irritation of the fauces. **r., femoral,** plantar flexion of the first three toes and of the foot, and extension of the knee-joint upon irritation of the skin on the upper anterior aspect of the thigh; it occurs in disease of the spinal cord, *e. g.*, in some cases of transverse myelitis. **r., front-tap,** see *r., tendo Achillis.* **r., gastrocolic,** the introduction of food into the empty stomach produces a peristaltic wave in the colon. **r., gluteal,** contraction of the glutei upon firm, sudden stroking of the skin over the buttock; it shows integrity of the cord at the fourth and fifth lumbar nerves. **r., guttural,** a reflex observed in cases of diseased genitalia in women, in which the patient is desirous of spitting but cannot. **r., Haab's pupil-,** see *Haab's pupil-reflex.* **r., humoral,** same as *r., chemical.* **r., interscapular,** see *r., scapular.* **r., iris-contraction,** see *r., pupillary.* **r., jaw,** clonic movements of the inferior maxilla, obtained on a downward stroke with a hammer on the lower jaw hanging passively or gently supported by the hand; it is rarely present in health; increased in sclerosis of the lateral columns of cord. Syn., *jaw-clonus; jaw-jerk.* **r., knee,** contraction of the quadriceps muscle, the foot being jerked forward on striking the patellar tendon after rendering it tense by flexing the knee at a right angle; it is normal in health; *absent* in locomotor ataxia, destructive lesions of the lower part of the cord, multiple neuritis, affections of the anterior gray cornua, infantile paralysis, meningitis, diphtheric paralysis, atrophic palsy, pseudohypertrophic muscular paralysis, diabetes, etc.; *increased* in diseases of pyramidal tracts; spinal irritability; brain tumors, cerebrospinal sclerosis, lateral sclerosis after epileptic seizures or unilateral convulsions. **r., laryngeal,** coughing by irritation of the fauces, larynx, etc. **r., light,** see *r., pupillary.* **r., Loven,** stimulating the afferent nerve of an organ, dilates its vessels with blood. **r., lumbar,** see *r., erector spinæ.* **r., mandibular,** see *r., jaw.* **r., mass,** occurs over the whole of an area innervated from a part of the spinal cord by injury. **r. multiplicator,** a device for registering of tendon-reflexes. **r., muscular,** see *r., tendon.* **r., myenteric,** on irritation of the intestine the part above the stimulation contracts and the part below relaxes. **r., nasal,** sneezing, on irritation of the Schneiderian membrane. **r., nasomental,** irritation or percussion on the side of the nose causes a contraction of the muscle of the chin. **r., obliquus,** contraction of the fibers of the obliquus externus in females (corresponds to cremasteric in males, although it can also be caused in males) on irritation of skin below Poupart's ligament. **r., ophthalmic,** see *r., supraorbital.* **r., orthocardiac,** dilatation of the right side of the heart, occurring on changing from the recumbent to the erect position and lasting until the recumbent position is resumed. **r., palatal,** swallowing produced by irritation of the palate. **r., palmar,** contraction of the digital flexors upon tickling the palm; it shows that the cervical region of the cord is normal. **r., patellar.** Same as *r., knee.* **r., patellar, paradoxical,** contraction of the adductor but not of the quadriceps muscle on percussing the patellar tendon, with the patient in the dorsal decubitus. If the patient is in the sitting posture, the normal reflex is elicited; it shows spinal concussion. **r.s, pathic,** movements resulting from stimulation of a sensory nerve. **r., penile,** see *r., virile.* **r., periosteal,** sharp contractions of the muscles upon tapping the bones of the forearm or leg; it indicates disease of the lateral columns of the spinal cord. **r., peroneal,** reflex movements caused by a stroke on the peroneus muscles when tense or when the foot is turned inward. **r., pharyngeal,** swallowing produced by irritation of the pharynx. **r., plantar,** contraction of the toes upon stroking the sole of the foot. **r., platysmal,** dilatation of the pupil upon pinching the platysma myoides muscle. **r., pupillary,** contraction of the iris on exposure of the retina to light; it is absent in basal meningitis, etc. **r., pupillary, paradoxical,** dilatation of the pupil on stimulation of the retina by light. **r., rectal,** the reflex by which the aggregation of feces in the rectum induces defecation **r. renorenal,** pain felt in one kidney when the opposite one is diseased. **r., scapular,** contraction of the scapular muscles on irritation of the interscapular region; it shows integrity of the cord between the upper two or three dorsal and lower two or three cervical nerves. **r., senile,** in aged persons, a gray reflection from the pupil, attributed to hardening of the lens. **r., skin,** see *r., platysma.* **r., sole,** same as *r., plantar.* **r., spinal,** those reflex actions emanating from centers in the spinal cord. **r., superficial,** such as are developed from irritation of the skin. **r., supraorbital,** a slight contraction of the orbicularis palpebrarum muscle on striking the supraorbital nerve or one of its branches a slight blow. **r., tendo Achillis,** reflex contraction of the gastrocnemius muscle, produced by striking the muscles on the anterior part of the leg while in extension, the foot being extended by the hand upon the sole; it is considered a delicate test of heightened spinal irritability. Syn., *front-tap contraction.* **r., tendon,** muscle reflex action; myostatic reaction; deep reflex. **r., toe,** involuntary flexion of the foot, then flexion of the leg, and, lastly, flexion of the thigh on the pelvis upon strong flexion of the great toe; it is seen in cases in which the knee-jerk and other tendon-reflexes are strongly developed. **r., triceps,** extension of the forearm on tapping the tendon of the triceps muscle. **r., unconditioned,** a reflex which is invariable. **r., virile,** retraction of the bulbocavernous portion upon sharp percussion of the back of the penis, the sheath having been made tense; it occurs in health. **r., visceral,** one of a group of reflexes, as, *blinking,* from touching the cornea; *penile,* erection on slight contact or produced by passing a catheter; *rectal,* constriction of the bowel following introduction of a foreign body, as a suppository; *sneezing,* that produced by a draft of cold air or a brilliant light; *vesical,* contraction of the bladder following irritation of the urethral orifice, *e. g.*, incontinence of urine in children, by reason of a long prepuce; *vomiting,* from tickling the fauces **r., viscerotrophic,** chronic inflammation of thoracic or abdominal viscera is followed by degeneration in the skeletal peripheral struc-

tures. **r., watered-silk,** an appearance like watered-silk seen on the retina in children. **r., wrist,** a series of jerking movements of the hand produced by pressing the hand backward to extreme extension; observed in the late rigidity of hemiplegia. Syn, *wrist-clonus*. See under proper names. **r., zygomatic,** tapping the zygoma causes lateral movement of the mandible.

reflexa (*re-fleks'-ah*) [L.]. See *decidua reflexa*.

reflexio (*re-fleks'-e-o*) [L.]. See *reflection*. **r. palpebrarum,** see *ectropion*.

reflexogenic (*re-fleks-o-jen'-ik*) [*reflexus*, reflex; γεννᾶν, to produce]. Causing or increasing a tendency to reflex action; producing reflexes.

reflexograph (*re-fleks'-o-graf*) [*reflex*; γράφειν, to write]. An instrument for measuring, timing, and charting automatically knee-jerks and other tendon-reflexes.

reflexometer (*re-fleks-om'-et-er*) [*reflexus*, reflex; μέτρον, a measure]. An instrument used to measure the force required to produce myotatic movement.

reflexophile (*re-fleks'-o-fil*) [*reflex*; φιλεῖν, to love]. Attended by reflex activity.

reflexotherapy (*re-fleks-o-ther'-a-pe*) [*reflex-*; *therapy*]. A form of therapeutics based on stimulation of peripheral areas.

reflux (*re'-fluks*). A return flow.

refract (*re-frakt'*) [*re*, back; *frangere*, to break]. 1. To bend back. 2. To change direction by refraction. 3. To estimate the degree of ametropia, heterophoria, and heterotropia present in an eye.

refracta dosi (*re-frak'-tah do'-si*) [L.]. In broken or divided doses.

refraction (*re-frak'-shun*) [*refract*]. 1. The act of refracting or bending back. 2. The deviation of a ray of light from a straight line in passing obliquely from one transparent medium to another of different density. 3. The state or refractive power, especially of the eye; the ametropia, emmetropia, or muscle-imbalance present. 4. The act or process of correcting errors of ocular refraction. **r., angle of,** the angle formed by a refracted ray of light with the perpendicular at the point of refraction. **r., atomic,** the product of the refractive index of the constituent elements of a compound and their atomic weights. **r., coefficient of,** the quotient of the sine of the angle of refraction into the sine of the angle of incidence. **r., double,** the power possessed by certain substances, as Iceland spar, of dividing a ray of light and thus producing a double image of an object. **r., dynamic,** the static refraction of the eye, plus that secured by the action of the accommodative apparatus. **r. equivalent, r., specific.** See *refractive power, specific*. **r., errors of,** departures from the power of producing a normal or well-defined image upon the retina, because of ametropia. **r. of the eye,** the influence of the ocular media upon a cone or beam of light, whereby a normal or emmetropic eye produces a proper image of the object upon the retina. **r.-image,** see *image*. **r., index of,** the refractive power of any substance as compared with air. It is the quotient of the angle of incidence divided by the angle of refraction of a ray passing through the substance. **r., molecular,** the molecular weight of a compound. The molecular refraction of a liquid carbon compound is equal to the sum of the atomic refractions. **r., static,** that of the eye when accommodation is at rest.

refractionist (*re-frak'-shun-ist*) [*refrangere*, to break up]. One who corrects errors of ocular refraction, or ametropia.

refractive (*re-frak'-tiv*) [*refract*]. Refracting; capable of refracting or bending back; pertaining to refraction. **r., equivalent.** See *refractive power, specific*. **r. index,** same as refraction, index of, *q. v.* **r. power,** the measure of influence which a transparent body exercises on the light which passes through it. **r. power, specific,** an almost constant quantity representative of the relation between the coefficient of refraction, the temperature, and the specific gravity of a given fluid.

refractivity (*re-frak-tiv'-it-e*) [*refract*]. Power of refraction; ability to refract.

refractometer (*re-frak-tom'-et-er*) [*refract*; μέτρον, a measure]. 1. An instrument for measuring the refraction of the eye. 2. An instrument for the determination of the refractive indexes of liquids.

refractory (*re-frak'-tor-e*) [*refractarius*, stubborn]. 1. Resisting treatment. 2. Resisting the action of heat; slow to melt. **r. period,** the time of the cardiac contraction when the heart does not respond to stimuli.

refracture (*re-frak'-tūr*) [*re*, back; *frangere*, to break]. The breaking again of fractured bones that have joined by faulty or improper union.

refrangibility (*re-fran-jib-il'-it-e*) [see *refract*]. Capability of undergoing refraction.

refresh (*re-fresh'*) [*re*, again; *friscus*, new]. In surgery, to give to an old lesion the character of a fresh wound.

refrigerant (*re-frij'-er-ant*) [see *refrigeration*]. 1. Cooling; lessening fever. 2. A medicine or agent having cooling properties or lowering body-temperature.

refrigeration (*re-frij-er-a'-shun*) [*re*, again; *frigus*, cold]. The act of lowering the temperature of a body by conducting away its heat to a surrounding cooler substance.

refringent (*re-frin'-jent*) [*refringere*, to break]. See *refractive*.

refuse (*ref'-ūs*). Waste from manufacturing or other establishments, and all inorganic waste.

refusion (*re-fu'-zjun*) [*refusio*, an overflowing]. The act of withdrawing blood from the vessels, exposing it to the oxygen of the air, and passing it back again.

regenerate (*re-jen'-er-āt*) [*regenerare*, to generate again]. To generate anew; to reproduce.

regeneration (*re-jen-er-a'-shun*) [*re*, again; *generare*, to beget]. 1. The new growth or repair of structures or tissues lost by disease or by injury 2. In chemistry, the process of obtaining from the byproducts or end-products of an operation a substance which was employed in the earlier part of the operation. **r., cell-processes in,** these consist in either simple hypertrophy (increase in the size of existing cells), or numerical hypertrophy, hyperplasia (increase in the number of cells in the tissue). **r. after inflammation,** repair by multiplication of the tissue cells. **r. after necrosis,** repair by absorption of dead tissue and its replacement by newly formed normal tissue. **r., pathological,** the renewal of destroyed tissue by a pathological rather than a physiological process.

regenerin (*re-jen'-er-in*). A preparation of ovolecithin and iron.

regime (*ra-zhēm*) [Fr.]. See *regimen*.

regimen (*rej'-im-en*) [*regere*, to rule]. The regulated use of food and the sanitary arrangement of surroundings to suit existing conditions of health or disease.

regio (*re'-je-o*). Latin for *region*.

region (*re'-jun*) [*regio*, a region]. One of the divisions of the body possessing either natural or arbitrary boundaries. **r.s of the abdomen,** see under *abdomen*. **r., acromial,** the parts near the acromion. **r., anal,** pertaining to the anus. **r., aulic,** the area about the aula. **r., auricular,** the parts near the ear. **r., axillary,** a region upon the lateral aspect of the thorax, extending from the axilla to a line drawn from the lower border of the mammary region to that of the scapular region. **r., basilar,** the region at the base of the skull. **r., brachial,** the region of the arms. **r. of Broca,** the third left frontal convolution of the brain. **r., central gray,** the medullary substance of the cerebellar hemispheres. **r., cervical,** the parts around the neck. **r., ciliary.** 1. The zone of the eyeball in which the ciliary body is situated. 2. The part of the eyelid containing the cilia. **r., clavicular,** the area about the clavicle. **r., costal,** the lateral chest area. **r., diaphragmatic,** the region of the diaphragm **r., epicranial,** the region above the cranium. **r., epigastric,** the region over the stomach bounded laterally by two vertical lines passing through the middle of Poupart's ligament; above by a horizontal line touching the lower margin of the sternum, and below by a horizontal line touching the lowest part of the thorax, and including the pyloric end and middle of stomach, the left lobe of the liver, the lobulus Spigelii, the pancreas, the duodenum, parts of the kidneys, the aorta, vena cava, thoracic duct, semilunar ganglia. **r., femoral,** the parts about the femur **r., fibular,** the parts about the fibula. **r., gastric,** the region over the stomach. **r., gluteal,** the region of the gluteus muscle. **r., gustatory,** the tips, margins, and root of the tongue in the neighborhood of the circumvallate papillæ; also the lateral parts of the soft palate and the anterior surface of the anterior pillars of the fauces. **r., humeral,** the parts about the humerus. **r., hyo-mental,** see *r., supra-hyoid*. **r., hyo-sternal,** see *r., infra-hyoid*. **r., hypochondriac,** the region that joins the epigastric region laterally. The right hypochondriac region includes the surface of the abdomen covering the right lobe of the liver, the gallbladder, the hepatic flexure of the colon, and part of the right kidney; the left that covering the spleen, the splenic end of the stomach, the extremity of the pancreas, the splenic flexure of the colon, and part of the left kidney. **r., hypogastric,** that part of the abdominal surface between a horizontal line drawn through the anterior superior crests of the ilia above and on either side by vertical lines drawn through the center of Poupart's ligament. It overlies the small intestines, the bladder in children and in adults when distended, the uterus during pregnancy, sometimes the vermiform appendix, the cecum, and the sigmoid flexure of the colon. **r., iliac,** the region of the ilium; see also *r., inguinal*. **r., ilioinguinal,** the iliac region and the groin conjointly. **r., inferior sternal,** the space corresponding to the part of the sternum below the lower margin of the third costal cartilages. **r., infra-axillary,** the space between the anterior and posterior axillary lines. **r., infraclavicular,** the area circumscribed superiorly by the lower border of the clavicle, inferiorly by the lower border of the third rib, on one side by a line extending from the acromion to the pubic spine, and on the other side by the edge of the sternum. **r., infra-hyoid,** the space below the hyoid bone, between the sterno-cleido-mastoidei and the sternum. **r., inframammary,** the space between a line drawn along the upper border of the xiphoid cartilage and the margin of the false ribs, and between the middle line of the xiphoid cartilage and a vertical line passing through the pubic spine. **r., infrascapular,** the region on either side of the vertebral column below a horizontal line drawn through the inferior angle of each scapula. It is called also the subscapular region. **r., infraspinous,** that included between the spine of the scapula and a line passing through the angle of the scapula. **r., inguinal, r., iliac,** the right and left inguinal or iliac regions are two of the nine abdominal regions. The right includes the abdominal surface covering the cecum and the cecal appendix, the ureter, and the spermatic vessels; the left that covering the sigmoid flexure of the colon, the ureter, and the spermatic vessels. **r., interscapular,** the space between the scapulæ. **r., ischio-rectal,** the region corresponding to the posterior part of the pelvic outlet, between the ischium and the rectum. **r., jugal,** the space over the zygoma. **r., laryngo-tracheal,** the parts about the larynx and the trachea. **r., lenticulo-striate,** the anterior parts of the lenticular and caudate nuclei, and the intervening portion of the internal capsule. **r., lenticulo-thalamic,** the posterior part of the lenticular nucleus, the optic thalamus, and the part of the internal capsule which intervenes. **r., lingual,** the region of the tongue. **r., lumbar,** the surface of the abdomen between a curved line drawn parallel with the cartilage of each ninth rib above and a curved line parallel with the iliac crests below, and a vertical line through the center of Poupart's ligament anteriorly, and the lumbar vertebræ posteriorly. **r., mammary,** the space on the anterior surface of the chest between a line drawn through the lower border of the third rib, and one drawn through the upper border of the xiphoid cartilage. **r., maxillary,** the parts about the jaws. **r., mesogastric,** the umbilical and the right and left lumbar regions together. **r., middle cervical,** the area between the lower jaw, the sternum, and the anterior edges of the sterno-cleido-mastoidei. **r., motor,** see *area, motor*. **r., mylohyoid,** see *triangle, mylo-hyoid*. **r., nasal,** the parts around the nose. **r., olfactory,** the region of the nasal mucous membrane including the ramifications of the olfactory nerve. **r., orbital,** the region of the orbits. **r., palatal,** the parts about the palate. **r., palpebral,** the region of the eyebrows. **r., parasternal,** the space between the mid-axillary line and the edge of the sternum. **r., parotid,** see *r., retromaxillary*. **r., perineal,** the region of the perineum. **r., pharyngeal,** the parts about the pharynx. **r., popliteal,** see *popliteal space*. **r., precordial,** the surface of the chest covering the heart. **r., prefrontal,** the part of the frontal lobe anterior to the precentral fissure; it is also called prefrontal lobe. **r., prevertebral,** the ventral surface of the vertebral column. **r.,**

psycho-motor, the cerebral cortex. **r., pterygo-maxillary**, the parts connecting or lying between the pterygoid process of the sphenoid and the maxillary bone. **r., pulmo-cardiac**, the region of the left thorax in which the left lung overlaps the heart. **r., pulmo-gastric**, the portion of the left thorax in which the lung overlaps the stomach. **r., pulmo-hepatic**, the portion of the right thorax in which the lung overlaps the liver. **r., pulmovascular**, the part of the thorax in which the lung overlaps the origins of the large vessels. **r., respiratory** (*of the nose*), the portion of the nasal passages having to do with the act of respiration. **r., retromaxillary**, the area dorsad of the superior maxilla. Syn., *r., parotid.* **r., sacral**, therea above a the sacrum. **r., sacrococcygeal**, that part of the dorsal wall of the pelvis corresponding to the ventral surface of the sacrum and coccyx. **r., scapular**, the space over either scapula. **r., sensory**, see *sensorium.* **r., sternal**, the region overlying the sternum. **r., sternal, inferior**, the part of the sternal region lying below the margins of the third costal cartilages. **r., sternal, superior**, that portion of the sternal region lying above the lower margins of the third costal cartilages. **r., sub-auricular**, the space immediately below the ear. **r., subclavicular**, see *r., infraclavicular.* **r., submammary**, same as *r., inframammary.* **r., submaxillary**, same as *r., supra-hyoid.* **r., sub-mental**, the region just beneath the chin. **r., sub-ocular**, the anterior extremity of the temporo-sphenoidal lobe. **r., subscapular**, see *r., infrascapular.* **r., subthalamic**, the extension of the tegmentum beneath the posterior portion of the optic thalamus. **r., superior** (*of the skull*), the space between the superior curved line of the occipital bone behind, the supra-orbital ridge in front and, laterally, between the temporal lines. **r., supra-clavicular**, the space between the upper margin of the hyoid bone, the lower border of the inferior maxilla and the sternocleido-mastoid muscles. **r., supra-inguinal**, that bounded by the rectus abdominis muscle, Poupart's ligament, and a line through the iliac crest. **r., supra-mammary**, same as *r., infra-clavicular, q. v.* **r., supra-scapular**, the area above the spine of the scapula. **r., supra-spinous**, the region corresponding to the supra-spinous fossa of the scapula. **r., supra-sternal**, see *notch, supra-sternal.* **r. tegmental**, the tegmentum and corresponding parts of the pons and oblongata to the decussation of the pyramids. **r., temporo-maxillary**, the area over the junction of the temporal and maxillary bones. **r., thoracic**, relating to the entire surface of the thorax. **r., thyrohyoid**, the region around the thyroid cartilage and the hyoid bone. **r., umbilical**, the surface of the abdomen immediately about the umbilicus, bounded as follows: above, by a horizontal line connecting the cartilages of the ninth ribs; below, by a line joining the crests of the ilia, and laterally, by lines passing vertically through the center of Poupart's ligament. **r., vertebral**, relating to the region over the vertebral column.

regional (*re'-jun-al*) [*region*]. Pertaining to a region. **r. anatomy**, the branch of anatomy that treats of the relations of the structures in a region of the body to each other and to the body-surface.

register (*rej'-ist-er*) [*registrum*]. The compass of a voice; also a subdivision of its compass, consisting in a series of tones produced in the same way and of a like character.

registration (*rej-is-tra'-shun*) [*registratio*, a registering]. The act of recording, as of deaths, births, etc.

reglementation (*reg-le-men-ta'-shun*) [Fr., *reglementer*, to make regulations]. The legal restriction of prostitution.

regression (*re-gresh'-un*). Retrogression.

regressive (*re-gres'-iv*) [*re*, back; *gradi*, to go]. Going back; returning; subsiding.

regular (*reg'-ū-lar*) [*regere*, to rule]. According to rule or custom. **r. physician**, one belonging to the regular school. **r. school of medicine**, the great mass of the profession, whose practice is based on the results of experience and experimental research without adherence to any exclusive theory of therapeutics.

regulin (*reg'-ū-lin*). Trade name of a preparation said to consist of agar-agar and cascara sagrada; used in the treatment of constipation.

regulus (*reg'-ū-lus*). A metal reduced from its ore to the metallic state.

regurgitant (*re-gur'-jit-ant*). Flowing backward.

regurgitation (*re-gur-jit-a'-shun*) [*re*, again; *gurgitare*, to engulf]. 1. A back-flow of blood through a heart-valve that is defective. 2. The return of food from the stomach to the mouth soon after eating, without the ordinary efforts at vomiting. **r., aortic**, that of the blood-stream through the aorta from incompetence of the valves. **r., functional**, a form of mitral regurgitation due to contraction of the chordæ tendineæ and papillary muscles. **r., mitral**, see *mitral regurgitation.*

rehabilitation (*re-hab-il-it-a'-shun*). The rendering of a physically handicapped person fit to engage in a remunerative occupation.

Rehfuss method (*ra'-foos*). Examination of the stomach contents (after an Ewald test meal) in small quantities at frequent intervals.

Reichardt's test for arsenic in the urine. Concentrate 200 Cc. of urine with about 2 Gm. of caustic soda; dissolve the residue in a little water acidulated with hydrochloric acid, and then test in a Marsh's apparatus.

Reichel's cloacal duct (*rī'-kel*) [Friedrich Paul *Reichel*, German obstetrician, 1858–]. In the embryo the narrow cleft separating Douglas's septum from the cloaca.

Reichert's canal (*rī'-kert*) [Karl Bogislaus *Reichert*, German anatomist, 1811–1884]. See *Hensen's canal.* **R.'s cartilages**, the hyoid bars which constitute the skeletal elements of the hyoid branchial arch of the embryo and ultimately become the styloid processes, the stylohyal ligaments, and the lesser cornua of the hyoid bone. **R.'s membrane**, see *Bowman's membrane.* **R.'s scar**, an area over the embedded ovum consisting of a fibrinous lamella instead of decidual tissue as over the rest of the ovum.

Reichl's test for proteids. To the proteid solution add 2 or 3 drops of an alcoholic solution of benzaldehyde, and then some sulphuric acid, previously diluted with an equal bulk of water. Finally, add a few drops of a ferric sulphate solution, and a deep blue coloration will be produced in the cold after some time, or at once on warming. Solid proteids are stained blue by this reaction.

Reichl-Mikosch's reagent for albumins. Benzaldehyde and sulphuric acid containing ferric sulphate.

Reichmann's disease (*rīk'-mahn*). A chronic disease of the stomach characterized by permanent gastric hypersecretion, associated with marked dilatation of the stomach with thickening of its walls, and hypertrophy of the glands. It is accompanied by violent attacks of pain with vomiting, and may be followed by the formation of a round ulcer on the wall of the stomach; gastrosuccorrhea. **R.'s sign,** the presence in the stomach, before eating in the morning, of an acid liquid mixed with alimentary residues; it is indicative of gastrosuccorrhea and pyloric stenosis.

Reid's lines [Robert William *Reid*, Scotch anatomist 1851–]. Three imaginary lines serving for measurements in craniocerebral topography; one of them, the base line, is drawn from the lower margin of the orbit through the center of the external auditory meatus to just below the external occipital protuberance. The two others are perpendicular to it, one corresponding to the small depression in front of the external auditory meatus, the other to the posterior border of the mastoid process. The fissure of Rolando extends from the upper limit of the posterior vertical line to the point of intersection of the anterior line and the fissure of Sylvius.

Reil's ansa (*rīl*) [Johann Christian *Reil*, Dutch anatomist, 1759–1813]. A tract of fibers passing from the optic thalamus downward and outward toward the white substance of the hemisphere. Syn., *ansa pedunculars; goose's foot.* **R.'s covered band.** 1. The lateral longitudinal striæ; the longitudinal fibers which cross the transverse striæ beneath the fornicate convolution. 2. A fibromuscular fillet that frequently extends across the right ventricle of the heart. Syn., *moderator band.* **R.'s island,** the insula; a group of three to five small convolutions (gyri operti) situated at the bottom of the fissure of Sylvius. **R.'s line,** a ridge descending posteriorly from the summit of the pyramid of the cerellebum. **R.'s sulcus,** the sulcus in the bottom of the Sylvian fissure, separating the insula from the remainder of the hemisphere.

reimplantation (*re-im-plan-ta'-shun*) [*re,* again; *plantare,* to plant]. In dental surgery, the replacing of a drawn tooth into its socket.

reinfection (*re-in-fek'-shun*) [*re,* again; *infection*]. A second infection with the same kind of virus.

reinforcement (*re-in-fors'-ment*) [OF., *reinforcer,* to strengthen]. The act of reinforcing. Any augmentation of force. **r. of reflexes,** increased myotatic irritability (or reflex response) when muscular or mental actions are synchronously carried out, or other stimuli are coincidently brought to bear upon other parts of the body than that concerned in the reflex arc.

reinoculation (*re-in-ok-ū-la'-shun*) [*re,* again; *inoculare,* to inoculate]. Inoculation a second time with the same kind of virus

reins (*rānz*) [*ren; pl., renes*]. The kidneys.

Reinsch's test. A test for arsenic. The suspected fluid is strongly acidulated with hydrochloric acid and boiled, some slips of bright copper being added; a grayish coating on the copper may be shown to be arsenic by heating in a glass tube held obliquely, when, if it is arsenic a crystalline coating will be sublimated on the glass above the copper. A similar test, but with different end reactions may be used for antimony, bismuth, and mercury.

reinversion (*re-in-ver'-shun*) [*re,* again; *invert*]. The act of reducing an inverted uterus by the application of pressure to the fundus.

Reisseisen's muscles (*rīs'-īs-en*) [Francis Daniel *Reisseissen,* German anatomist, 1773–1828]. The muscular fibers of the bronchi.

Reissner's Canal (*rīs'-ner*) [Ernst *Reissner,* German anatomist, 1824–1878]. See *canal, membranous, of the cochlea.* **R.'s corpuscles,** the epithelial cells covering Reissner's membrane. **R.'s membrane,** the membrana vestibularis; a delicate membrane which separates the membranous cochlea (scala media) from the scala vestibuli.

rejuvenescence (*re-joo-ven-es'-ens*) [*re,* again; *juvenescere,* to grow young]. A renewal of youth; a renewal of strength and vigor.

relapse (*re-laps'*) [*re,* again; *labi,* to fall]. A return of an attack of a disease shortly after the beginning of convalescence.

relapsing fever. An acute infectious disease due to *Spirochæta Obermeieri.* After a period of incubation of from 5 to 7 days, the disease sets in with chill, fever, and pains in the back and limbs. The spleen enlarges, sweats and delirium occur, and the symptoms continue for 5 or 6 days, then suddenly cease by crisis. After a variable interval, usually in about a week, a second paroxysm occurs, which may be followed by a third and fourth. The disease prevails where conditions of overcrowding and defective food-supply obtain; hence the name sometimes given it, *famine-fever.*

relation (*re-la'-shun*) [*relatio*]. 1. Inter-dependence; mutual influence or connection between organs or parts. 2. Connection by consanguinity; kinship. 3. In anatomy, the position of parts of the body as regards each other.

relax (*re-laks'*) [see *relaxation*]. To loosen, or make less tense. To cause a movement of the bowels.

relaxant (*re-laks'-ant*) [see *relaxation*]. 1. Loosening; causing relaxation. 2. An agent that diminishes tension.

relaxation (*re-laks-a'-shun*) [*re,* again; *laxare,* to loosen]. A diminution of tension in a part; a diminution in functional activity, as *relaxation* of the skin.

relief (*re-lēf'*) [OF., *relef,* a raising]. 1. The partial removal of anything distressing; alleviation. **r. incision,** one to relieve tension, as in an abscess.

religiosus (*re-lij-e-o'-sus*) [L. "religious"]. A name given to the superior rectus muscle of the eye.

Remak's band (*rem'-ak*) [Robert *Remak,* German anatomist, 1815–1865; Ernst Julius *Remak,* German neurologist, 1849–1911]. The axis-cylinder of a nerve-fiber. **R.'s contractions,** so-called diplegic contractions occasionally seen in progressive muscular atrophy when an electric current is applied. The positive electrode is placed above and the negative below the fifth cervical vertebra, the contractions occurring on the side opposite to the anode. **R.'s fibers,** the non-medullated nerve fibers. **R.'s fibrils,** the fibrils composing a nonmedullated nerve-fiber. **R.'s ganglion,** a ganglion of nerve cells located in the tissue of the heart near the superior vena cava. **R.'s layer,** the inner longitudinal fibrous layer of the tunica intima of large arteries. **R.'s sign,** the production, by the pricking of a needle, of a double sensation, the second being painful; it is noted in tabes dorsalis. **R.'s type of palsy,** paralysis affecting the muscles of the arm—the deltoid, biceps, brachialis anticus, and supinator longus

remedial (*re-me'-de-al*) [*remedy*]. Having the nature of a remedy; relieving; curative.

remedy (*rem'-ed-e*) [*re*, again; *mederi*, to heal]. Anything used in the treatment of disease.

Remijia (*re-mi'-e-ah*) [*Remijō*, a Spanish surgeon]. A genus of rubiaceous shrubs and trees closely related to cinchona.

remineralization (*re-min-er-al-i-za'-shun*). Restoring to the body the mineral constituents which it has lost.

remission (*re-mish'-un*) [*re*, back; *mittere*, to send]. 1. Abatement or subsidence of the symptoms of a disease. 2. The period of diminution of the symptoms of a disease.

remittent (*re-mit'-ent*) [*remission*]. Characterized by remissions. **r. fever**, a malarial fever characterized by periods of remission without complete apyrexia.

remulus (*rem'-ū-lus*) [L., "a small oar"]. The narrow dorsal portion of a rib.

ren [L.: *gen.*, *renis*; *pl.*, *renes*]. The kidney. **r. amyloideus**, amyloid degeneration of the kidneys. **r. mobilis**, *movable kidney*, *q. v.* **r. unguiformis**, see *horseshoe kidney*.

renaden (*ren'-ad-en*). A proprietary preparation from kidneys; used in chronic nephritis. Dose 1½–2 dr. (6–8 Gm.).

renaglandin (*ren-ag-lan'-din*). Trade name of a preparation of suprarenal gland.

renal (*re'-nal*) [*ren*]. Pertaining to the kidney. **r. apoplexy**, ischuria, or suppression of urine from hemorrhage into the substance of the kidney or other renal lesion. **r. calculus**, a concretion in the kidney. **r. glands**, the suprarenal capsules. **r. inadequacy**, the condition in which the amount of urinary solids, and often the quantity of urine itself, is considerably diminished. It is probably due to an exhausted condition of the epithelial cells of the kidney. **r. plexus**, see *plexus, renal*. **r. storm**, Murchison's term for a peculiar form of neurosal attack referred to the kidney, frequently seen in patients suffering from aortic regurgitation. There is sudden excruciating pain over the region of the kidney, like renal colic, but without nausea or retraction of the testicle, and with the passage of normal urine.

renalina (*ren-al-e'-na*). Trade name for a preparation of suprarenal gland.

renastyptin (*ren-as-tip'-tin*). Trade name of a preparation of suprarenal gland.

Renaut's layer (*ren-o'*) [Joseph Louis *Renaut*, French physician, 1844–]. A thin membrane separating the dermis from the epidermis.

renculin (*ren'-kū-lin*) [*ren*]. An albuminoid said to exist in the suprarenal capsules.

renculus (*ren'-kū-lus*). See reniculus.

Rendu's type of tremor (*ron'-doo*) [Henri Jules Louis Marie *Rendu*, French physician, 1844–1902]. A hysterical tremor provoked or increased by volitional movements.

Rendu-Osler-Weber's disease. Heredofamilial angiomatosis with hemorrhages.

renicapsule (*ren-e-kap'-sūl*) [*ren; capsula*, a capsule]. A suprarenal capsule.

renicardiac (*ren-e-kar'-de-ak*) [*ren*; κάρδια, heart]. Nephrocardiac.

reniculus (*ren-ik'-ū-lus*) [L., dim. of *ren*, *kidney*]. A lobule of the kidney; renculus.

reniform (*ren'-e-form*), [*ren; forma* form]. Kidney-shaped.

renin (*ren'-in*) [*ren*]. A renal substance used in organotherapy.

reniportal (*ren-ip-or'-tal*) [*ren*, kidney; *porta*, gate]. 1. Pertaining to the hilus of the kidney. 2. Relating to the venous capillary circulation of the kidney.

renipuncture (*ren-e-punk'-chur*) [*ren; pungere*, to prick]. Puncture of the capsule of the kidney.

renitent (*ren'-it-ent*) [*reniti*, to resist]. Resistant to pressure.

renitis (*ren-i'-tis*) [*ren*; ῖτις, inflammation]. Inflammation of the kidney.

rennet (*ren'-et*) [AS., *rinnan*, to run]. 1 The prepared inner membrane of the fourth stomach of the calf, or an infusion of this membrane. It contains a milk-curdling ferment that decomposes casein. 2. Renin, *q. v.*

rennin (*ren'-in*). 1. The milk-curdling ferment of the gastric juice. 2. An internal secretion of the kidney with vasoconstrictor properties.

renninogen, rennogen (*ren-in'-o-jen, ren'-o-jen*) [*rennet*]. The zymogen whence rennin is formed; it exists in the cells of the mucous membrane of the stomach.

renocutaneous (*ren-o-kū-ta'-ne-us*) [*ren; cutaneous*]. Relating to the kidneys and the skin.

renoform (*ren'-o-form*). Trade name for a preparation of suprarenal gland.

renogastric (*ren-o-gas'-trik*) [*ren*; γαστήρ, stomach]. Relating to the kidney and the stomach.

renointestinal (*ren-o-in-tes'-tin-al*). Relating to the kidney and the intestines.

renopulmonary (*ren-o-pul'-mon-a-re*). Relating to the kidney and the lungs.

renostypticin (*ren-o-stip'-tis-in*). Trade name for a preparation of suprarenal gland.

renostyptin (*ren-o-stip'-tin*). Trade name for a preparation of suprarenal gland.

renovation (*ren-o-va'-shun.*) The repair or renewal of that which has been impaired.

renuent (*ren'-ū-ent*) [*renuens*, nodding back the head]. In anatomy, throwing back the head; applied to certain muscles.

renule (*ren'-ūl*) [*ren*, the kidney]. A small kidney.

renunculus (*ren-ung'-kū-lus*). Reniculus.

Reoch's test for albumin. See *Macwilliam*. **R.'s test for hydrochloric acid in the contents of the stomach**, on the addition of a mixture of citrate of iron and quinine and potassium sulphocyanide to the gastric juice or contents of the stomach, containing free hydrochloric acid, a red coloration will be produced.

reorganization (*re-or-gan-iz-a'-shun*) [*re*, again; *organization*]. Healing by the development of tissue elements similar to those lost through some morbid process.

rep. Abbreviation for *repetatur* [L.]. Let it be repeated.

repand (*re-pand'*) [*re*, back; *pandus* bent, crooked]. In biology, applied to a leaf-margin which is toothed like the margin of an umbrella. A bacterial culture with a wrinkled or wavy edge.

repatency (*re-pa'-ten-se*) [*re*, again; *patens*, open]. The reopening of a part or vessel. **r. of a vessel**, after ligation, the reopening of the lumen of a ligated vessel from too rapid absorption of the ligature, or from slipping of the knot.

repellent (*re-pel'-ent*) [*re*, back; *pellere*, to push]. 1. Driving back. 2. Causing resolution of morbid processes.

repercolation (*re-per-ko-la'-shun*) [*re*, again; *percolare*, to percolate]. Repeated percolation, *q. v.*

repercussion (*re-per-kush'-un*) [*re*, again; *percussion*]. 1. Ballottement. 2. A driving in or dispersion of a tumor or eruption.

repercussive (*re-per-kus'-iv*) [see *repercussion*.

1. Repellent. 2. A repellent drug.

repercutient (*re-per-kū'-she-ent*) [*re*, again; *percutere*, to percuss]. Effecting a repercussion; pertaining to a process or function of rebound, or reaction.

replantation (*re-plan-ta -shun*) [*replantare*, to plant again]. The act of planting again. **r. of the teeth**, the replacement of teeth which have been extracted or otherwise removed from their cavities; when diseased, the thickened periosteum is scraped off before returning such teeth to their sockets.

repletion (*re-ple'-shun*) [*re*, again; *plere*, to fill]. The condition of being full.

replication (*rep-lik-a'-shun*) [*re*, back; *plica*, a fold]. A refolding or turning back of a part so as to form a duplication Repetition of experiments to reduce errors from uncontrolled factors.

reposing (*re-po'-zing*) [see *reposition*]. Returning an abnormally placed part to its proper position.

reposing the features, in dentistry, a term including everything necessary to bring each and all of the visible parts of the face and mouth into harmony of relation to each other; this necessarily includes the teeth, the relation of the lower to the upper jaw, the lips, cheeks, and soft parts of the face that have assumed a wrong position by the loss of the natural organs.

reposition (*re-po-zish'-un*) [*re*, back; *ponere*, to place]. Return of an abnormally placed part to its proper position. Reduction of hernia, dislocation, uterus, etc.

repositor (*re-poz'-it-or*) [see *reposition*]. An instrument for replacing parts that have become displaced, especially for replacing a prolapsed umbilical cord; an instrument used in the replacement of a displaced uterus.

repoussoir (*ra-poo-swahr'*) [Fr.]. An instrument for extracting the roots of teeth.

réprise (*ra-prēz'*) [Fr. "recovery"]. That part of the cry of a child which is heard during the act of inspiration. The loud inspiration in pertussis. The "whoop."

reproduction (*re-pro-duk'-shun*) [*re*, again; *produce*]. 1. The conscious repetition of perceived sensations. 2. The act of producing again; the procreation of one's kind; the producing of something like that lost. **r., asexual**, that without sexual intercourse. **r., endogenous**, internal cell formation. **r., sexual**, that by the union of sexually distinct cells.

reproductive (*re-pro-duk'-tiv*) [*reproduction*]. Pertaining to reproduction, as the *reproductive* organs.

repullulation (*re-pul-ū-la'-shun*) [*re*, again; *pullulare*, to sprout]. The return of a morbid growth.

repulsion (*re-pul'-shun*) [*re*, back; *pellere*, to drive; to push]. 1. The act of repelling or driving back or apart. 2. The influence tending to drive two bodies apart; the opposite of attraction. **r., capillary**, repulsion due to the forces causing movements of liquids in small tubes.

resacetin (*rez-as'-et-in*). A salt of oxyphenylacetic acid.

resaldol (*rez-al'-dol*). An acetyl derivative of saliformin and resorcinol; an intestinal astringent and antiseptic. Dose 8 dr.–2½ oz. (30–75 Gm.) daily.

resalgin (*rez-al'-jin*). A compound of resorcin and antipyrin.

resect (*re-sekt'*) [*re;* again; *secare*, to cut]. 1. To cut out a piece of a tissue or organ. 2. To cut away the end of one or more of the bones entering into a joint.

resection (*re-sek'-shun*) [*re*, again; *secare*, to cut]. The operation of cutting out. **r. of a joint**, the cutting away of the ends of the bones forming a joint, or a portion of bone, nerve, or other structure.

reserve air. See *respiration*.

reservoir of Pecquet (*pek-a'*). See *receptaculum chyli*.

residual air (*re-zid'-ū-al*). See under *respiration*. **r. atmosphere**, the small amount of air or gas left in a vessel after it has been practically exhausted by an air pump or otherwise. **r. ear**, a middle ear which has been the seat of a suppurative process, which process has ceased and left the tympanic structures in a permanently damaged condition.

residue (*rez'-id-ū*) [*residere*, to remain]. That remaining after a part has been removed; balance or remainder.

residuum (*re-zid'-ū-um*). 1. See *residue* 2 Behring's term for the mass of tubercle bacilli used in the manufacture of tuberculase.

resilience (*re-zil'-e-ens*) [*resilient*]. 1. The quality of being elastic or resilient. 2. Healthy reaction.

resilient (*re-zil'-e-ent*) [*re*, back; *salire*, to leap]. Rebounding; elastic. **r. stricture**, one that contracts again immediately after being dilated.

resin (*rez'-in*) [*resina*]. 1. One of a class of vegetable substances exuding from various plants, and characterized by being soluble in alcohol, in ether, and in the volatile oils, and insoluble in water; they are readily fusible and inflammable. They are obtained in pharmacy by treating the substances containing them with alcohol, and then precipitating the alcoholic solution with water. 2. See *rosin*. **r., gum-**, one differing from a true resin only in containing some gum capable of softening in water. **r. of ipomœa** (*resina ipomœæ*). **r. of jalap** (*resina jalapæ*, U. S. P., B. P.). Dose 2–5 gr. (0.13–0.32 Gm.). **r.-plaster.** See *plaster*. **r. of podophyllum** (*resina podophylli*, U. S. P.). Dose ¼–½ gr. (0.008–0.032 Gm.). **r. of scammony** (*resina scammonii*, U. S. P., B. P.). Dose 4–8 gr. (0.26–0.52 Gm.).

resina (*rez-i'-nah*). Colophony. The residue left after distilling off the volatile oil of turpentine. See *rosin*.

resinate (*rez'-in-āt*). A compound of a resin with a base.

resineon (*rez-in'-e-on*). A volatile oil distilled from resin with potash and freed from phenol. It is used as a wound antiseptic and in the treatment of skin diseases.

resinoid (*rez'-in-oid*) [*resina*, a resin; εἶδος, like]. 1. Resembling a resin. 2. A substance which has some of the properties of a resin. Most of the so-called resinoids are of indefinite chemical composition; others are impure resins.

resinol (*rez'-in-ol*). See *retinol*.

resinous (*rez'-in-us*) [*resin*]. Having the nature of a resin.

resistance (*re-zis'-tans*) [*resistare*, to withstand]. 1. Opposition to force or external impression. 2. In electricity, the opposition offered by a conductor to the passage of the current. **r.-coil**, a coil of wire for increasing the resistance in a circuit. **r., essential, r., internal**, the resistance to conduction within the battery itself. **r., extraordinary, r., external**, the resistance to conduction outside of the battery. **r., Issaeff's period of**, a temporary power of resistance to inoculation by virulent cultures of bacteria,

conferred by the injection of various substances, such as salt solution, urine, serum, etc.

resistivity (*re-zis-tiv'-it-e*) [*resistance*]. The amount or character of electrical resistance exhibited by a body.

resol (*rez'-ol*). A disinfectant mixture of saponified wood-tar and methyl-alcohol.

resolution (*rez-o-lū'-shun*) [*resolvere*, to resolve]. The return of a part to the normal state after a pathological process.

resolve (*re-zolv'*) [*resolvere*, to resolve]. 1. To return to the normal state after some pathological process. 2. To separate anything into its component parts.

resolvent (*re-zol'-vent*) [*resolve*]. 1. Causing solution or dissipation of tissue. 2. An agent causing resolution

resolving power. The capability of a lens of making clear the finest details of an object.

resonance (*rez'-o-nans*) [*re*, again; *sonare*, to sound]. 1. The sound obtained on striking a hollow object, especially the note obtained on percussing the chest or abdomen. 2 The sound of the voice as transmitted to the ear applied to the chest. **r., amphoric,** a sound resembling that produced by blowing across the mouth of a bottle. **r., bandbox,** vesiculotympanitic r. **r., bell-metal,** a bell-like sound heard on auscultation in pneumothorax when the chest is percussed with two coins used as plexor and pleximeter. **r., cracked-pot,** a sound elicited by percussing over a pulmonary cavity communicating with a bronchus. **r., hydatid,** a peculiar sound heard in combined auscultation and percussion of hydatid cysts. It is not heard in other cystic conditions. **r., Skodaic,** the increased percussion resonance over the upper part of a lung when the lower part is compressed by a pleural effusion. **r., tympanitic,** a hollow sound elicited on percussion over the intestine and over large pulmonary cavities with thin yielding walls. **r., vesicular,** the normal pulmonary resonance. **r., vesiculotympanitic,** an admixture of vesicular and tympanitic resonance. **r., vocal,** the sound heard on auscultation of the chest during ordinary speech. **r., whispering,** the sound heard on auscultation of the chest during the act of whispering. **r., wooden,** vesiculotympanitic r.

resonant (*rez'-o-nant*) [*resonans*, resounding]. 1. Sounding or ringing in the nasal passages. 2. A resonant or nasal sound; see *consonant*.

resonator (*rez'-o-na-tor*) [see *resonance*]. An instrument used to intensify sounds.

resopyrine (*rez-o-pī'-rēn*). A compound of resorcinol and antipyrine. It is used in any condition in which antipyrine and resorcinol are indicated. Dose 5–10 gr. (0.32–0.65 Gm.).

resorbent (*re-sorb'-ent*) [*resorbere*, to draw to itself]. 1. Flavoring resorption. 2. A drug which aids in the process of resorption.

resorbin (*re-sorb'-in*). A penetrating ointment-base consisting of an emulsion of sweet almond oil, wax, and a dilute aqueous solution of gelatin or soap.

resorcin (*re-sor'-sin*). See *resorcinol*.

resorcinism (*re-sor'-sin-izm*) [*resorcin*]. A toxic condition caused by injudicious or excessive use of resorcin.

resorcinol (*re-sor'-sin-ol*) [*resin; orcin*]. 1. $C_6H_6O_2$. A crystalline substance isomeric with pyrocatechin and hydroquinone, and usually prepared by fusing sodium benzene disulphonate and sodium hydroxide. It is an antipyretic and antiseptic, but is chiefly used in ointments for chronic skin diseases. Dose 2–5 gr. (0.13–0.32 Gm.). 2. Equal parts of resorcinol and iodoform fused together; it is used as a surgical dusting-powder, 20 to 50 % with starch, or 7 to 15 % ointment.

resorcinopyrin (*re-zor-sin-o-pī'-rin*). See *resopyrin*.

resorcinum (*re-zor'-sin-um*) [L.: *gen.*, *resorcini*]. Resorcinol.

resorcylalgin (*re-zor-sil-al'-jin*). A crystalline derivative of β-resorcylic acid and antipyrin, soluble in alcohol, ether, or chloroform, or 150 parts of water; melts at 115° C. It is antipyretic and anodyne. Syn., *resalgin*.

resorption (*re-sorp'-shun*) [*re*, again; *sorbere*, to absorb]. 1. The absorption of morbid deposits, as of the products of inflammation. 2. The process through which the roots of temporary teeth disappear. Occasionally the roots of permanent teeth suffer resorption. **r., cutaneous.** See *absorption, cutaneous*. **r.-diabetes,** glycosuria due to absorption of sugar. **r.-infection,** a mode of infection marked by the development of bacteria at a distance from the point of introduction. **r., lacunar** (*of bone*), resorption of bone by osteoclasts forming and occupying Howship's lacunæ.

resorpyrine (*re-sor-pi'-rēn*). A derivative of resorcinol and antipyrine, used as an antipyretic and analgesic.

resosalyl (*re-so-sal'-il*). A proprietary antiseptic containing the salicylate ester of ethyl-resorcin with boric acid, benzoic acid, camphor, chloral, and other substances

respirable (*res-pi'-rah-bl*) [see *respiration*]. Capable of being inspired and expired; capable of furnishing the gaseous interchange in the lungs necessary for life.

respiration (*res-pi-ra'-shun*) [*re*, again; *spirare*, to breathe]. 1. The interchange between the gases of living organisms and the gases of the medium in which they live, through any channel, as *cutaneous respiration*. 2. The act of breathing with the lungs; the taking into and the expelling from the lungs of air. It consists of two acts—*inspiration*, or the taking in of the atmospheric air, and *expiration*, the expelling of the modified air. Expired air contains less oxygen and more carbon dioxide than inspired air. The volume of air taken into the lungs and given out during an ordinary respiration (*tidal air*) is 500 Cc.; the volume that can be inspired in addition by a forcible inspiration (*complemental air*) is 1500 Cc.; that which remains in the chest after a normal expiration (*reserve* or *supplemental air*) is 1500 Cc.; the amount remaining in the chest after the most complete expiration (*residual air*) is from 1200–1600 Cc. The volume of air that can be forcibly expelled after the most forcible inspiration is termed *vital* or *respiratory capacity* and is equal to the tidal air, complemental air, and reserve air, or about 3500 Cc. See *breath* and *breathing*. **r., abdominal,** a type of respiration caused by the contraction of the diaphragm and the elasticity of the abdominal walls and viscera. It is more common in men than in women. **r., absent,** suppression of respiratory sounds. **r., accelerated,** when exceeding 25 respirations a minute. **r., aerial,** respiration in which the respiration membrane receives oxygen and is relieved of carbon dioxide by means of atmospheric air. **r., amphoric,** a blowing respiration

engendered in large cavities with firm walls. Its peculiar character is due to an echo from the walls of the cavity. **r., aquatic,** respiration in which the respiratory membrane, the branchial mucosa (gills), the skin, etc., receive oxygen and are relieved of carbon dioxide by means of water. **r., artificial,** artificial production of the normal respiratory movements; see *artificia. respiration*. **r., blowing.** See *r., bronchiall* **r., branchial,** respiration by means of gills or branchiæ as in aquatic animals. **r., bronchial,** respiration as heard over the trachea or bronchial tubes in health; it is high in pitch, equal in inspiration and expiration, blowing in character, especially the expiratory element, and is marked by a brief pause between inspiration and expiration. It is well defined only in case of pulmonary consolidation. **r., broncho-cavernous,** a form intermediate in character between bronchial and cavernous respiration. **r., bronchovesicular,** respiration having the characters of both bronchial and vesicular respiration. It is heard over areas of consolidation surrounded by patches of healthy lung-tissue. **r., buccal.** See *mouth-breathing*. **r., cavernous,** a blowing respiration of low pitch, circumscribed, alternating with gurgling, and deriving its chief character from the nature of the cavity in which it is generated. **r., center of,** the nervous center regulating the act of respiration is situated in the floor of the fourth ventricle near the point of the calamus. It is automatic in its action. **r., cerebral,** respiration in which the lips are closed, the cheeks distended, the nostrils dilate with each expiration, which is attended with a puffing sound; the respirations are irregular. It is observed especially in typhus fever and in apoplexy. **r., clavicular,** a form resorted to by singers and in which the clavicle is brought into play in the respiratory movements, the shoulders being elevated. **r., cogged** or **cogwheel.** See *r., interrupted*. **r., costal,** respiration in which the chest-movement predominates over the diaphragmatic movement. It is seen especially in women, and is supposed to be related to gestation or perhaps partially to the mode of dress. **r., costo-inferior,** respiration in which the elevation and depression (respiratory movements) are confined chiefly to the lower ribs. It is best seen in dogs. **r., costo-superior,** respiration in which the respiratory movements involve chiefly the upper ribs. It is most common in women. **r., cutaneous,** the giving off of carbon dioxide and taking up of oxygen through the skin. **r., diaphragmatic.** See *r., abdominal*. **r., direct,** respiration in which the living substance of an organism, as an ameba, takes oxygen directly from the surrounding medium and returns carbon dioxide directly to it, no respiratory blood being present. **r., divided,** respiration in which there exists a distinct interval between inspiration and expiration. It is seen in emphysema as a result of the distention of the air-vesicles and consequent reduction in expelling force. **r., exaggerated,** an increase in intensity, without alteration in character or rhythm of the respiratory movements. **r.,**

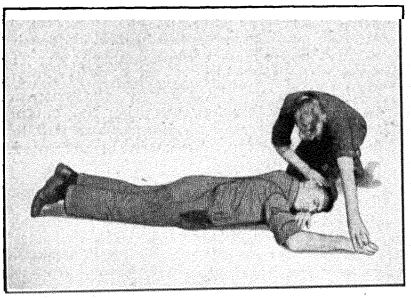

Placing in position.

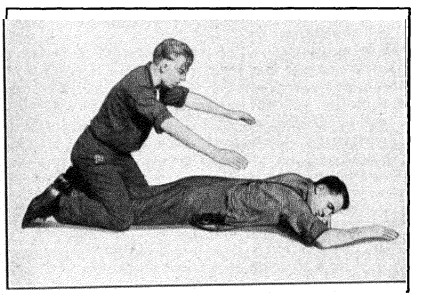

The release.

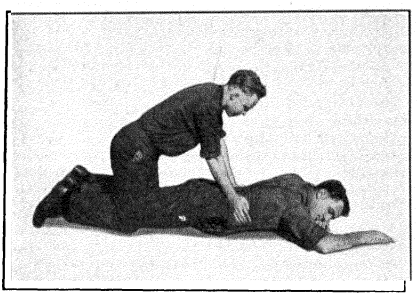

The pressure.

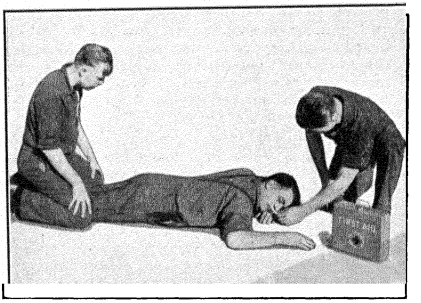

The interval.

PRONE PRESSURE METHOD ARTIFICIAL RESPIRATION. *Amer. Red Cross 1st Aid.*)

external. See *r., blood.* **r., extrinsic** (*of F. Hewitt*), the inspiration and immediate expiration of a gas, so that a portion that has once been inspired is not inspired again. **r., facial,** a term applied to all the movements of the face during inspiration and expiration. **r., feeble,** diminution in the intensity without alteration in the character or rhythm of therespiratory movements. **r., fetal,** the interchange of gases between the fetal and the maternal blood through the medium of the placenta. **r., forced,** respiration induced by blowing air into the lungs by means of a bellows, or in some other way, as in physiological experiments **r., harsh.** See *r., broncho-vesicular.* **r., hissing,** an increased vesicular murmur causing a hissing sound. **r., hollow.** See *r., amphoric.* **r., indeterminate,** the most pronounced vesicular grade of broncho-vesicular respiration. **r., indirect,** respiration in which the living substance of the organism, as in all the higher animals, gets rid of carbon dioxide and obtains oxygen by means of a circulating respiratory blood. **r., inner** or **internal,** the taking up of oxygen and giving off of carbon dioxide by the body-elements for their own requirements It occurs in man in the capillary system **r., interrupted,** respiration in which either inspiration or expiration is divided into two or more parts. It is most often heard at the apex of the right lung, anteriorly. **r., intestinal,** the interchange of respiratory gases in the mucous membrane of the intestines. **r., intra-uterine,** respiration by the fetus before delivery. **r., intrinsic** (*of F Hewitt*), the breathing over and over again of a limited volume of gas. **r., jerking.** See *r., interrupted.* **r., labored,** respiration in which, owing to lack of ability on the part of the ordinary muscles of respiration to sufficiently aerate the blood, the auxiliary muscles of respiration are called into play. **r., laryngeal,** the widening of the glottis during inspiration and its narrowing during expiration. **r., lung.** See *r., pulmonary.* **r., metamorphosing** (*of Seitz*), respiration in which the first part of the inspiratory sound is tubular and the last part cavernous; a cavernous element is also heard during expiration It is a certain sign of a cavity (Vierordt). **r., muscle,** respiration by a muscle when in action. **r., nasal,** nose-breathing. **r., nervous.** See *r., cerebral* **r., normal,** respiration as it occurs in a normal individual in a state of rest or moderate action **r., oral.** See *mouth-breathing* **r., ordinary.** See *r., normal.* **r., organs of,** any parts of the body by means of which certain constituents of the blood are exchanged for those of the surrounding air or water **r., pharyngeal** (*of Garland*), rhythmic expansions and contractions of the pharynx in connection with other movements of respiration. The expansion is pre-inspiratory and the contraction inspiratory **r., placental.** See *r., fetal* **r., puerile.** See *r., exaggerated.* **r., postural, r., prone.** See *artificial respiration, Hall's method.* **r., puerile.** See *r., exaggerated* **r., pulmonary,** respiration in which the interchange of gas between the blood and air occurs in the lungs. **r., rough,** a variety of broncho-vesicular respiration **r., rude.** See *r., rough.* **r., senile,** the feeble respiration of old age. **r., sighing,** deep respiration accompanied with sighing. It is seen in pulmonary congestion and dyspepsia **r., stertorous,** the sound produced by breathing through the nose and mouth at the same time, causing vibration of the velum pendulum palati between the two currents of air. **r. subsibilant** (*of Laennec*), a dull, whistling sound heard over the bronchi, and due to an obstruction by mucus. **r., superficial.** See *r., blood.* **r., supplementary.** See *r., exaggerated.* **r., thoracic.** See *r., costal.* **r., tissue.** See *r., internal.* **r., to-and-fro.** See *r., intrinsic.* **r., tracheal,** the respiratory murmur heard in a normal individual by placing a stethoscope over the supra-sternal fossa. **r., tranquil.** See *r., normal.* **r., tubular.** See *r., bronchial* **r., uremic.** See *Cheyne-Stokes' respiration* **r., vaginal,** the movements of the vagina caused by the movements of the diaphragm in respiration **r., ventral.** See *r., abdominal* **r., vesicular,** a soft, gradual, low-pitched inspiration immediately followed by a shorter and less distinct expiration-sound heard over the normal lung during respiration **r., vesiculo-bronchial.** See *r., bronchovesicular* **r., vesiculocavernous,** respiration that is both vesicular and cavernous **r., wavy.** See *r., interrupted*

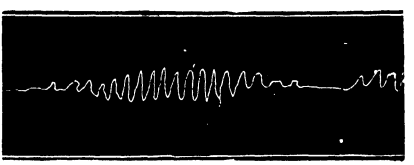

TRACING OF CHEYNE-STOKES RESPIRATION

respirator (*res'-pi-ra-tor*) [*respiration*]. An appliance by which the inspired air, in passing through it, is warmed, purified, or medicated.

respiratory (*res'-pir-a-tor-e, res-pi'-ra-to-re*) [*respiration*] Pertaining to respiration **r. blood,** Huxley's name for the fluid present in the pseudohemal system of vessels of certain invertebrates (Annelida) It contains a dissolved red substance allied to hemoglobin **r. bundle,** the ascending root of the glossopharyngeal nerve, probably arising in the posterior horns of the cord **r. capacity,** the capacity of the blood for taking up oxygen in the respiratory organs and depositing it in the tissues, and of taking up carbon dioxide from the tissues and giving it off in the respiratory organs. **r. cavity,** the same as the thoracic cavity, also used as a general term to describe the air-passages **r. center.** See *center, respiratory* **r. chamber,** a respiratory cavity **r. coefficient.** See *r. quotient.* **r. excursion,** the entire movement of the chest during the complete act of respiration. **r. filaments,** thread-like organs arranged in tufts near the head of the larva of the gnat. **r. glottis,** that part of the glottis between the arytenoid cartilages. **r. murmur,** the sound produced by the air entering and escaping from the lungs during respiration. **r. nerve,** one of two nerves supplying important muscles of respiration: the *external* is the posterior thoracic nerve; the *internal,* the phrenic nerve **r. percussion,** Da Costa's term for the method of physical examination by noting the sound elicited by percussion of the chest while the breath is held after a full inspiration, and also after a prolonged expiration. **r. periods,** the time elapsing between the beginning of one inspiration and that of the next **r. pulse,** the modifications

in the pulse produced by respiration. **r. quotient,** the quotient resulting from dividing the quantity of carbon dioxide exhaled, by the amount of oxygen inhaled. **r. sound.** See *r. murmur.* **r. surface,** the entire surface of pulmonary tissue coming in contact with the respired air. **r. tract,** all the air-passages and air-cells concerned in respiration. **r. tubes,** a term applied to all tubular organs of respiration. **r. vesicular murmur,** the normal respiratory murmur; see *respiration, normal*

respire (*re-spīr'*) [*re,* back; *spirare,* to breathe]. To breathe.

respirometer (*res-pi-rom'-et-er*) [*respiration; μέτρον,* a measure]. A device to determine the character of the respiration.

response (*re-spons'*) [*respondere,* to answer] The reaction or movement of a muscle or other part due to the application of a stimulus.

responsibility (*re-spon-sib-il'-it-e*) [*respondere,* to answer]. In medical jurisprudence, the accountability of a person for an act committed. It usually turns upon the question as to whether or not the person was of sound mind and capable of controlling his actions and thoughts.

rest [ME., *resten,* to rest] 1. Cessation of labor or action, to sleep; to lie dormant. 2. A mass of embryonic cells which, having been misplaced during organic evolution, remain quiescent and fail to reach their normal evolution. They at times act as foci for the development of new growths or other pathologic phenomena. **r.s, adrenal, r.s, suprarenal,** masses of aberrant adrenal tissue occasionally observed beneath the capsule of the kidney. **r.-atom,** the part of an atom which remains after an alpha-ray has been discharged from it; also called **recoil-atom. r.-cure.** See *Mitchell's treatment*

restibrachium (*res-te-bra'-ke-um*) [*restis; brachium*] The inferior peduncles of the cerebellum.

restiform (*res'-te-form*) [*restis; forma,* form] Corded or cord-like. **r. body,** a part of the medulla oblongata, which as the inferior cerebellar peduncle connects the medulla with the cerebellum. It contains fibers from the lateral column of the spinal cord (the lateral cerebellar tract), from the posterior column, and from the inferior olivary nucleus.

resting (*rest'-ing*). Ceasing from motion; at rest. **r.-cell.** Same as *r.-spore* **r.-sporangium,** in biology, Pringsheim's term for peculiar resting-cells formed by the mycele of a few fungi (*e. g., Saprolegnia*), in which zoöspores are produced. **r.-spore,** in biology, a spore invested with a firm cell-wall, which remains dormant for a period, often during the whole winter, before it germinates. **r.-stage,** in biology, the period of dormancy in the history of a plant or germ. **r.-state,** in biology, a state of suspended activity, the condition of perennial plants, bulbs, seeds, and spores during their period of dormancy

restis (*res'-tis*) [L., "a rope"]. The restiform body.

restitutio ad integrum [L.]. Complete restoration to a healthy condition

restitution (*res-tit-ū'-shun*) [*re,* again: *statuere,* to set up]. 1. The act of restoring. 2. In obstetrics, a rotation of the fetal head immediately after its birth

restoration (*res-tor-a'-shun*) [*restaurare,* to restore]. The renewal of or return to a state of health.

restorative (*re-sto'-ra-tiv*) [*restore*]. A remedy that is efficacious in restoring health and strength.

restraint (*re-strānt'*) [*restringere,* to draw back]. 1. Hindrance of any action, physical, moral or mental. 2. The state of being controlled; specifically, abridgment of liberty in the care of the insane. **r.-bed** and **r.-chair.** See *r., mechanical.* **r., mechanical,** restraining the insane by mechanical means. **r., medicinal,** the use of narcotics and sedatives in quieting the insane.

restringent (*re-strin'-jent*) [*restringere,* to restrain]. An astringent or styptic.

resublimation (*re-sub-lim-a'-shun*) [*re,* again; *sublimare,* to raise on high]. The process of subliming a drug for the second time.

resudation (*re-sū-da'-shun*) [*re,* again; *sudor,* sweat]. The return of sweating as a symptom.

resupinate (*re-sū'-pin-āt*) [*re,* again; *supinare,* to bend backward]. Turned in a direction opposite to normal; as an ovary with its apex downward

resurrectionist (*res-ur-ek'-shun-ist*) [*resurgere,* to rise again]. Colloquially, one who steals dead bodies from the grave as subjects for dissection.

resuscitate (*re-sus'-it-āt*) [*resuscitare,* to revive]. To revive; to recover from apparent death.

resuscitation (*re-sus-it-a'-shun*) [*re,* again; *suscitare,* to raise up]. The bringing back to life of one apparently dead.

resuscitator (*re-sus'-it-a-tor*) [see *resuscitation*]. One who or that which resuscitates. **r., intragastric,** an apparatus devised by Fenton B. Türck for the purpose of reducing surgical shock and collapse. It consists simply of a double stomach-tube, at one end of which is attached a soft-rubber bag. By this means heat is applied in a uniform and diffuse manner, up to 135° F.

retainer (*re-tā'-nur*) [*retinere,* to keep back]. A dental appliance for holding in position teeth which have been moved.

retamine (*ret-am'-ēn*) [*retama,* the Spanish name for genista], $C_{14}H_{28}N_2O$. An alkaloid from the bark of *Genista sphærocarpa.*

retardation (*re-tar-da'-shun*) [*retardatio; retardare,* to delay]. Any hindering or delaying of a function. In obstetrics, delay in expelling the fetus. In biology, the change of structure during growth accomplished by the subtraction of parts. The opposite of *acceleration, q. v.*

retarding (*re-tar'-ding*) [*retardare,* to delay]. Hindering; delaying. **r. ague,** a variety of ague in which the paroxysm is postponed to a later hour each day.

retch [AS., *hræcan,* to clear the throat]. To strain at vomiting.

rete (*re'-tē*) [L., a net: *pl., retia*]. Any network or decussation and interlacing, especially of capillary blood-vessels. **r., acromiale,** a plexus of arteries on the surface of the acromial process, formed by anastomoses between the acromial branch of the acromiothoracic, the suprascapular, and the anterior and posterior circumflex. **r. arteriosum capitis,** a network over the upper part of the cranium formed by the anastomosis of the frontal, temporal, and occipital arteries. **r. arteriosum faciei,** a network formed by the terminal branches of the facial, infraorbital, ophthalmic, and internal maxillary arteries. **r. articulare cubiti,** an arterial anastomosis over the elbow. **r. articulare genu,** one formed by the anastomosis of the arteries over the anterior and lateral surfaces of the knee. **r., bipolare,** applied to blood-vessels that unite into larger stems and again divide and end in capillaries, **r. calcaneum,** an arterial anastomosis over the

os calcis. **r., carpal, anterior,** and **posterior,** two plexuses of arteries formed by the carpal branches of the radius and ulna, one in front and the other at the back of the wrist. **r. carpi dorsale,** the posterior carpal arch. **r. carpi volare,** an arterial meshwork made up of branches from the radial and ulnar arteries and deep palmar arch upon the anterior surface of the carpus. **r. choroideum,** vascular prolongations of the pia. **r., cubitale.** See *r. articulare cubiti.* **r. dorsalis pedis,** an arterial network on the dorsum of the foot formed by branches of the tarsal and metatarsal arteries joined by perforating plantar branches. **r. epidermal.** Same as *r. mucosum.* **r. Halleri,** the upper part of the Wolffian body by which the communication between the seminiferous tubules and the Wolffian duct is established and maintained. **r. majus,** the great omentum. **r. malleolare internum** and **externum,** the network surrounding the inner and the outer ankle. **r. Malpighii,** the layers of epithelial cells above the corium. **r. mirabile** (*pl., retia mirabilia*), is seen when an artery splits into branches and reunites in a trunk, without forming capillaries. **r. mirabile duplex.** See *r. mirabile geminum* or *conjugatum.* **r. mirabile** (*of Galen*), a network of vessels formed by the intracranial portion of the internal carotid artery in some animals. **r. mirabile geminum** or **conjugatum,** a plexus in which arteries and veins are combined. **r. mirabile of Malpighi,** the network formed by the ultimate ramifications of the pulmonary artery. **r. mirabile simplex,** a network involving only veins or arteries. **r. mirabile unipolar.** See *r., unipolar.* **r. mucosum,** the three lower layers of **living** cells of the epidermis. **r. olecrani,** the network of vessels around the olecranon and at the back of the elbow, formed by the divisions of the profunda and other arteries. **r. patellare,** the plexus of vessels surrounding the patella. **r. tarseum dorsale,** an arterial network upon the dorsal surface of the tarsus. **r. testis,** the network of seminal tubules in the corpus Highmori of the testicle. **r., unipolar,** the capillary divisions of blood-vessels which do not reunite. **r. vasculosum,** a network of blood-vessels. **r. vasculosum testis.** See *r. Halleri.* **r. venosum dorsale manus,** a venous network on the back of the hand. **r. venosum dorsale pedis,** a venous network on the dorsum of the foot. **r. venosum volare manus,** a palmar network of the hand.

retene (*re'-tēn*), $C_{18}H_{18}$. A hydrocarbon occurring in the highest fractions of coal-tar and also a derivative of phenanthrene. It occurs in the tar of highly resinous pines and in some mineral resins.

retentio mensium (*re-ten'-she-o men'-se-um*) [L.]. Retention of the menses; a condition in which menstruation occurs but its products are retained in consequence of atresia of the genital canal.

retention (*re-ten'-shun*) [*re,* back; *tenere,* to hold]. The act of retaining or holding back. **r. cyst.** See *cyst, retention.* **r.-hypothesis** (of Chauveau). See *immunity, theory of, Chauveau's retention.* **r. of urine,** the holding of the urine in the bladder on account of some hindrance to urination.

retia (*re'-te-ah*) [L., plural of *rete*]. See *rete.*

retial (*re'-te-al*) [*rete*]. Relating to, or of the nature of, a rete.

reticula (*ret-ik'-ū-lah*) [pl. of *reticulum,* a network.] The preferred name for formatio reticularis.

reticular (*ret-ik'-ū-lar*) [*reticulum*]. Resembling a net; formed by a network. **r. formation.** See *formatio reticularis.* **r. lamina,** the membrane covering the organ of Corti. **r. layer of the skin,** the deep layer of the skin, consisting of interlacing bands of white and yellow fibrous tissue. **r. tissue,** the stroma of adenoid tissue; adenoid tissue; cellular tissue in general

reticulated (*ret-ik-ū-la'-ted*). Having net-like meshes.

reticulin (*re-tik'-ū-lin*) A body found in the fibers of reticular tissue with a percentage composition: C, 52 88; H, 6.97; N, 15.63; S, 1 88, P, 0.34; ash, 2 27

reticulo-endothelial system (*ret-ik'-ū-lo-en-do-the'-le-al*). A term coined by Bischoff to cover a cell group with endothelial and reticular attributes, and a certain common behavior toward dyestuffs. These cells are found in the liver, spleen, bone-marrow, and hemolymph nodes.

reticulocyte (*ret-ik'-ū-lo-sīt*). A reticulated erythrocyte; one containing a skein or network; seen during the process of blood regeneration

reticulocytosis (*ret-ik-ū-lo-si-to'-sis*). Condition in which the normal percentage of reticulocytes in the peripheral blood is exceeded

reticulo-endotheliosis (*ret-ik-ū-lo-en-do-the-le-o'-sis*). Condition of hyperplasia of the reticulo-endothelial system.

reticulose (*ret-ik'-ū-lōs*) [*reticulum,* a net]. Minutely or finely reticulate.

reticulosis (*ret-ik-ū-lo'-sis*). Same as *reticulocytosis, q. v.*

reticulum (*ret-ik'-ū-lum*) [*reticulum,* dim. of *rete,* net]. A network.

retiform (*ret'-if-orm*). Net-shaped; reticular **r. tissue.** See *reticular tissue*

retina (*ret'-in-ah*) [*rete*] The delicate membrane of the eye representing the terminal expansion of the optic nerve, and extending from the point of entrance of the nerve forward to its termination in the ora serrata. It consists of the following layers, named from behind forward: (*a*) the pigment-layer; (*b*) the neuroepithelial layer, comprising the layer of rods and cones (Jacob's membrane; bacillary layer), the outer limiting membrane, and the outer nuclear layer; (*c*) the cerebral layer, comprising the outer reticular layer (outer granular layer), the inner nuclear layer, the inner reticular layer (inner granular layer), the ganglion-cell layer, the nerve-fiber layer. These layers are cemented together by a supporting framework of connective tissue, the fibers of Mueller, or radiating fibers. **r., central artery of,** a branch of the ophthalmic artery that pierces the optic nerve in the orbit, branching within the globe, and supplying the retina. **r., coarctate,** a term used to describe the morbid condition caused by an effusion of liquid between the retina and the choroid; it gives the retina a funnel shape. **r., detachment of,** disconnection from the choroid. **r. epilepsy of,** a symptom of migraine or of epilepsy, characterized by transient loss of sight. **r., fovea centralis of.** See *fovea.* **r. leopard** or **tiger,** the appearance of the retina in chronic retinitis pigmentosa. **r., limbus luteus of.** See *macula lutea.* **r., membrana limitans of.** See *membrana limitans.* **r., physiological,** middle point of. See *fovea centralis.* **r. pulsation of.** See *pulsation.* **r., shot-silk appearance of** See *reflex, watered silk.* **r., sustentacula, fibers of.** See *Mueller, fibers of.* **r. watered-**

silk appearance of. See *reflex, watered-silk.*

retinacula (*ret-in-ak'-ū-lah*) [L.]. Plural of *retinaculum, q. v.*

retinaculum (*ret-in-ak'-ū-lum*) [L., "a band"]. A band or membrane holding back an organ or part. **r. costæ ultimatæ.** Same as lumbocostal ligament, *q. v.* **retinacula cutis,** fibrous bands connecting the corium with the underlying fascia. **r. ligamenti arcuati,** the short external lateral ligament of the knee-joint. **r. Morgagni, r. of the ileocecal valve,** the ridge formed by the coming together of the valve-segments at each end of the opening between the cecum and the ileum. **r. musculare tendinis subscapularis majoris,** a name for the inconstant brachiocapsularis muscle originating in the shaft of the humerus and inserted into the capsular ligament of the shoulder joint. **retinaculum ossis brachii,** fibrous bands inserted into the neck of the humerus and having their origin in the capsule of the humeroscapular articulation. **r. patellæ externum,** the lateral patellar ligaments. **r. patellæ internum,** the ligamentum patellæ mediale. **r. peroneorum inferius,** a fibrous band running over the peroneal tendons as they pass through the grooves on the outer side of the calcaneum. **r. peroneorum superius,** the external annular ligament of the ankle-joint. **r. tendineum,** the annular ligament of the wrist or ankle. **retinacula valvulæ.** See *retinaculum Morgagni.*

retinal (*ret'-in-al*) [*retina*]. Pertaining to or affecting the retina. **r. apoplexy,** hemorrhage into the retina. **r. extract,** an extract of retina of the ox, suggested in cases of retinal atrophy and tobacco amaurosis. **r. horizon,** a term used by Helmholtz to describe the horizontal plane passing through the transverse axis of the eyeball. **r. image,** the image of external objects as reflected on the retina. **r. ischemia,** anemia of the retina. **r. melanin.** See *fuscin.* **r. purple.** Same as *rhodopsin.*

retinitis (*ret-in-ī'-tis*) [*retina, itis,* inflammation]. Inflammation of the retina. **r. albuminurica,** the form due to nephritis, usually chronic. **r. apoplectica,** retinal apoplexy **r., central punctate,** a form seen most in the aged. A great number of striæ or white spots are visible in the fundus. **r., central recurrent,** a rare form of syphilitic retinitis characterized by a central dark scotoma which disappears in a few days to return in a few weeks; the attacks becoming more frequent. **r., central relapsing,** a form of syphilitic retinitis in which there is a gray or yellow area in the muscular region, or numerous small yellowish-white spots and pigment-dots. **r. cerebralis,** retinitis due to intracranial inflammation. **r., choroido-,** a form of syphilitic retinitis with cellular infiltration, exudation, atrophy, and proliferation of the pigment-epithelium in the choroid, between the choroid and retina, and in the retinal layers. **r. circumpapillaris,** a form in which there is proliferation of the outer layers of the retina around the disc. **r., diabetic,** the form of retinitis occurring in diabetes. **r., diffuse.** See *r. serosa.* **r., diffuse parenchymatous,** the parenchymatous form affecting the limitans, the externa, the interna, and the adventitia. **r. exsudativa,** retinitis with parenchymatous exudation. **r., glycosuric.** Same as *r., diabetic, q. v.* **r. gravidarum,** a form occurring in pregnant women and which is similar to retinitis albuminurica, and is of grave prognostic import. **r. hæmorrhagica,** a form in which there is swelling of the papilla and opaque infiltration of the surrounding retina; there are distended, dark, and tortuous veins, and the arteries are small, there are hemorrhages, linear or irregular and round in appearance. **r. hepatica,** a rare form which sometimes occurs in cases of parenchymatous hepatitis. **r. leukæmica,** a form characterized by pallor of the retinal vessels and optic disc, the boundary of the latter being indistinct. Hemorrhages appear at various points of the membrane, while numerous white patches and round bodies are visible about the disc in the retina. **r. maculatis.** Same as *r., central relapsing, q. v.* **r. nephritica.** See *r albuminurica.* **r. nyctalopia,** a diffuse, streaked opacity of the retina and swelling of the disc, with central scotoma or color-scotoma, and more or less marked amblyopia. It indicates retrobulbar neuritis **r. paralytica** (*of Klein*), retinitis caused by paralysis affecting the optic nerve. **r., parenchymatous,** a simple chronic retinitis affecting the connective tissue of the retina. **r. pigmentosa,** an affection involving all the layers of the retina, and consisting in a slowly-progressing connective-tissue and pigment-cell proliferation of the entire membrane, with wasting of its nerve-elements **r. postica,** inflammation of the ectal retinal layer. **r. proliferating,** a development of connective tissue with the formation of dense bluish white masses within the retina, and extending into the vitreous humor. **r. punctata albescens.** Same as *r., central punctate.* **r., purulent,** a form in which there are small circumscribed white spots near the papilla and in the macular region. **r., renal.** See *r. albuminurica* **r., septic.** Same as *r., purulent.* **r. serosa,** a form characterized by an infiltration, most marked in the nerve-fiber and ganglionic layer of the retina, creating opacity, edema, and hyperemia, most marked in the veins. **r., simple syphilitic,** a form of syphilitic retinitis in which the ophthalmoscope shows a gray opacity surrounding the papilla, which is discolored and cloudy, and the veins darker than normal. **r. simplex.** Same as *r. serosa.* **r., solar,** retinal change from the effect of sunlight. **r. sympathetica,** retinitis of sympathetic origin, and attended with retinal hyperemia, redness of the disc, engorgement of the veins, and great disturbance of vision. **r., syphilitic,** the form occurring in syphilis; it is chronic, diffuse, and a late manifestation of the systemic disease.

retinochoroiditis (*ret-in-o-ko-roi-di'-tis*) [*retina; choroiditis*]. Inflammation of the retina and choroid.

retinoid (*ret'-in-oid*) [*ῥητίνη,* resin; *εἶδος,* form]. Resin-like, or in the form of a resin.

retinol (*ret'-in-ol*) [*resin*], $C_{32}H_{18}$. A liquid hydrocarbon obtained in the destructive distillation of resin. It is used as a solvent and has also been employed in gonorrhea.

retinopapillitis (*ret-in-o-pap-il-ī'-tis*) [*retina; papillitis*]. Inflammation of the retina and the papilla.

retinophotoscopy (*ret-in-o-fo-tos'-ko-pe*). Retinoscopy

retinoscopy (*ret-in-os'-ko-pe*) [*retina; σκοπεῖν,* to view]. A method of determining the refraction of the eye by observation of the movements of the retinal images and shadows through the ophthalmoscopic mirror. Syn., *skiascopy.*

retinoskioscopy (*ret-in-o-ski-os'-ko-pe*). Retinoscopy.

retort (*re-tort'*) [*re*, back; *torquere*, to twist]. A vessel employed in distillation, consisting of an expanded globular portion and a long neck, and containing the liquid to be distilled.

retract (*re-trakt'*) [*re*, back; *trahere*, to draw]. To draw back; to contract; to shorten.

retractile (*re-trak'-til*) [*retrahere*, to draw back]. That which may be drawn back. **r. carcinoma**, mammary carcinoma with retraction of the nipple.

retractility (*re-trak-til'-it-e*) [*retract*]. The power of retracting or drawing back.

retraction (*re-trak'-shun*) [*retract*]. The act of retracting or drawing back, as a retraction of the muscles after amputation. Shortening.

retractor (*re-trak'-tor*) [*retract*]. An instrument for drawing back the lips of a wound so as to give a better view of the deeper parts

retrad (*re'-trad*) [*retro*, backward]. In or toward the rear.

retrahens aurem (*re-tra'-henz aw'-rem*). Drawing back the ear. See under *muscle*

retrahent (*re'-tra-hent*) [*retrahens*, drawing back]. Drawing backward; retracting.

retrenchment (*re-trench'-ment*) [Fr , *retrenchment*]. A plastic operation the object of which is to obtain cicatricial contraction by the removal of superfluous tissue.

retro- (*re-tro-*). A prefix meaning back, backward, or behind.

retroaction (*re-tro-ak'-shun*) [*retro-; agere*, to do]. Reverse action

retroanteroamnesia (*re-tro-an-ter-o-am-ne'-ze-ah*). See *amnesia, retroanterograde*.

retroanterograde (*re-tro-ant'-er-o-grād*) [*retro-; anterius*, before; *gradi*, to go]. Reversing the order of succession. **r. amnesia.** See *amnesia, retroanterograde*.

retroauricular (*re-tro-aw-rik'-ū-lar*). Dorsad of the auricle of the ear or of the heart.

retrobuccal (*re-tro-buk'-al*) [*retro-; bucca*, the cheek]. Pertaining to the back part of the mouth or of the cheek.

retrobulbar (*re-tro-bul'-bar*) [*retro-; bulbar*]. 1. Situated or occurring behind the eyeball. 2. Behind the medulla oblongata. **r. neuritis**, inflammation in the orbital part of the optic nerve. **r. perineuritis**, inflammation of the sheath of the orbital part of the optic nerve

retrocecal (*re-tro-se'-kal*). Pertaining to the back of the cecum.

retrocedent (*re-tro-se'-dent*) [*retro-; cedere*, to go]. Going back; disappearing from the surface **r. gout**, a form of gout in which the joint-inflammation suddenly disappears and is replaced by affections of the internal organs.

retroceps (*re'-tro-seps*) [Fr.]. A variety of obstetrical forceps used to grasp the fetal head from behind.

retrocervical (*re-tro-ser'-vik-al*) [*retro-; cervix*, neck]. Situated behind the cervix uteri.

retrocession (*re-tro-sesh'-un*) [*retrocede*]. The act of going back.

retroclusion (*re-tro-kloo'-zhun*) [*retro-; claudere*, to shut]. A form of acupressure in which the pin is passed first above the artery into the tissues on the other side, then below the artery into the tissues upon the side first entered

retrocolic (*re-tro-kol'-ik*). Behind the colon.

retrocollic (*re-tro-kol'-ik*) [see *retrocollis*]. Pertaining to the muscles at the back of the neck. **r. spasm**, spasm of the muscles at the back of the neck, causing retraction of the head.

retrocollis (*re-tro-kol'-is*) [*retro-; collis*, the nape of the neck]. Torticollis.

retrocopulation (*re-tro-kop-ū-la'-shun*) [*retro-; copulare*, to copulate]. The act of copulating from behind or aversely.

retrodeviation (*re-tro-de-ve-a'-shun*) [*retro-; deviation*]. Any backward displacement; a retroflexion or retroversion.

retrodisplacement (*re-tro-dis-plās'-ment*) [*retro-; displacement*]. Backward displacement of a part or organ

retroesophageal (*re-tro-e-sof-aj'-e-al*) [*retro-; esophagus*]. Located behind the esophagus.

retroflected (*re-tro-flek'-ted*). Same as *retroflexed*.

retroflection (*re-tro-flek'-shun*). See *retroflexion*.

retroflex (*re'-tro-fleks*) [*retro-; flectere*, to turn]. Turning back abruptly.

retroflexed (*re-tro-flekst'*) [*retro-; flectere*, bend]. Bent backward.

retroflexion (*re-tro-flek'-shun*) [*retro-; flexion*]. The state of being bent backward. **r. of the uterus**, a condition in which the uterus is bent backward upon itself, producing a sharp angle in its axis.

retrograde (*ret'-ro-grād* or *re'-tro-grād*) [*retro-; gradi*, to go]. Going backward; undoing. **r. carcinoma**, a carcinoma which grows firmer and less in size and remains so. **r. embolism**, embolism in which the embolus has gone against the normal direction of the blood-stream. **r. metamorphosis**, katabolic change.

retrography (*re-trog'-ra-fe*) [*retro-; γράφειν*, to write]. Backward writing; mirror-writing.

retrogression (*re-tro-gresh'-un*) [*retro-; gredi*, to go]. 1. Degeneration. 2. Involution.

retroinfection (*re-tro-in-fek'-shun*). Infection of the mother by the fetus.

retroinsular (*re-tro-in'-sū-lar*) [*retro-; insula*, island]. Situated behind the island of Reil, as the *retroinsular* convolutions.

retroiridian (*re-tro-ir-id'-e-an*) [*retro-; iris*]. Behind the iris.

retrojection (*re-tro-jek'-shun*) [*retro-; jectio*, a throwing]. The washing out of a cavity from within outward.

retrojector (*re'-tro-jek-tor*) [*retro-; jacere*, to throw]. An instrument for washing out the uterus.

retrolingual (*re-tro-ling'-gwal*) [*retro-; lingua*, the tongue]. Relating to that part of the throat back of the tongue.

retromalleolar (*re-tro-mal-e'-o-lar*) [*retro-; malleolus*]. Located back of a malleolus.

retromammary (*re-tro-mam'-ar-e*) [*retro-; mamma*, breast]. Situated or occurring behind a mammary gland.

retromandibular (*re-tro-man-dib'-ū-lar*) [*retro-; mandible*]. 1. Situated behind the lower jaw. 2. Pertaining to a point in front of the mastoid process.

retromastoid (*re-tro-mas'-toid*). Behind the mastoid.

retromaxillary (*re-tro-maks'-il-a-re*) [*retro-; maxilla*]. Situated behind the maxilla.

retromorphosis (*re-tro-mor-fo'-sis*) [*retro-; μορφή*, form]. Katabolism; retrograde metamorphosis; katabolic change.

retronasal (*re-tro-na'-zal*) [*retro-; nasus*, nose]. Situated behind the nose or nasal cavities.

retro-ocular (*re-tro-ok'-ū-lar*). See *retrobulbar* (1).

retroperitoneal (*re-tro-per-it-on e'-al*) [see *retroperitoneum*]. Situated behind the peritoneum.

retroperitoneum (*re-tro-per-it-on-e'-um*) [*retro-; peritoneum*]. The space lying behind the peritoneum and in front of the spinal column and lumbar muscles.

retroperitonitis (*re-tro-per-it-on-i'-tis*) [*retro-; peritonitis*]. Inflammation of the retroperitoneal structures.

retropharyngeal (*re-tro-jar-in'-je-al*) [*retro-; pharynx*]. Situated behind the pharynx, as *retropharyngeal* abscess

retropharyngitis (*re-tro-far-in-ji'-tis*) [*retro-; pharyngitis*]. Inflammation of the retropharyngeal tissues.

retropharynx (*re-tro-far'-inks*). The posterior portion of the pharynx.

retroplacental (*re-tro-pla-sent'-al*). Behind the placenta

retroposed (*re'-tro-pōzd*) [*retro-; ponere*, to place]. Displaced backward.

retroposition (*re-tro-po-zish'-un*) [*retro-; position*]. Backward displacement of the uterus without flexion or version.

retropulsion (*re-tro-pul'-shun*) [*retro-; pellere*, to drive]. 1. A driving or turning back as of the fetal head. 2. A running backward; a form of walking sometimes seen in paralysis agitans.

retrostalsis (*re-tro-stal'-sis*) [*retro-; στάλσις*, compression]. Reversed peristalsis; peristaltic action that tends to drive the intestinal contents cephalad instead of caudad

retrosternal (*re-tro-ster'-nal*) [*retro-; sternum*]. Situated behind the sternum.

retrotarsal (*re-tro-tar'-sal*) [*retro-; tarsus*]. Situated behind the tarsus, as the *retrotarsal* fold of the conjunctiva **r. fold.** See *fornix conjunctivæ*.

retrotracheal (*re-tro-tra'-ke-al*) [*retro-; trachea*] Situated or occurring behind the trachea.

retrouterine (*re-tro-ū'-ter-in*) [*retro-; uterus*]. Behind the uterus. **r. hematocele,** a blood-tumor behind the uterus in the pouch of Douglas.

retrovaccination (*re-tro-vak-sin-a'-shun*) [*retro-; vaccination*]. Vaccination with virus from a cow that had been inoculated with the virus of smallpox from a human subject.

retrovaccine (*re-tro-vak'-sēn*) [*retro-; vaccine*]. The virus obtained after inoculating a cow with human virus.

retroversioflexion (*re-tro-ver-se-o-flek'-shun*). Combined retroversion and retroflexion.

retroversion (*re-tro-ver'-shun*) [*retro-; version*]. A turning back. **r. of uterus,** a condition in which the uterus is tilted backward without curvature of its axis.

retroverted (*re'-tro-ver-ted*). Tilted or turned backward, as a *retroverted* uterus.

Retzius' brown striæ (*ret'-se-us*) [1. Anders Adolf *Retzius*, Swedish anatomist, 1796–1860; and 2. Magnus Gustav *Retzius*, Swedish histologist, 1842–1919]. [2] Brownish concentric lines in the enamel of the teeth, running nearly parallel to the surface. **R.'s capsule,** [1] the fascial formation investing the intrapelvic and bulbous portions of the urethra and Cowper's glands. **R.'s fibers,** [1] the rigid filaments of Deiter's cells in the organ of Corti. **R.'s ligament,** [1] the outer portion of the anterior annular ligament af the ankle which forms a loop around the peroneus tertius and the extensor longus digitorum. **R.'s space,** [1] a triangular space the basis of which lies between the spines of the pubes, the apex being from 5 to 7 centimeters above. In this space, which is filled with connective tissue, the bladder is not covered by the peritoneum. Syn., *cavum Retzii*. **R.'s veins,** [1] the veins forming anastomoses between the mesenteric veins and the inferior vena cava.

reunient (*re-ūn'-yent*) [*re,* again; *unire,* to unite]. Uniting divided parts.

reuniol (*re-ūn'-e-ol*) [*Reunion,* an island in the Indian Ocean; *oleum,* oil]. A proprietary substitute for attar of rose, said to be derived from Algerine, French and Reunion geranium oil. It resists oxidation and has the perfume of the tea rose. It is soluble in alcohol, fats, and fixed oils.

reunion (*re-ūn'-yun*) [*re,* again; *unio,* to become one]. The joining of parts whose continuity has been destroyed. **r. of wound.** See *healing*.

Reusner's sign of early pregnancy (*royz'-ner*). An increase in the volume of the pulsation of the uterine arteries may be perceived through the vagina in the posterior culdesac as early as the fourth week

Reuss' formula (*royz*). The formula by means of which the amount of albumin contained in pathological exudates and transudates can be approximately calculated when the specific gravity, that depends upon the amount of albumin present, is known: $E = \frac{1}{4}(S - 1000) - 2.8$; E = percentage of albumin contained in the fluid· S = specific gravity of the fluid. **R.'s test for atropine,** heat the substance to be tested with sulphuric acid and an oxidizing agent; in the presence of atropine a fragrance as of roses and orange-flowers is given off

revaccination (*re-vak-sin-a'-shun*) [*revaccinatio*]. Renewed or repeated vaccination.

revalenta (*rev-al-en'-tah*). A commercial and proprietary food-preparation for invalids, said to be composed principally of lentil meal.

reveilleur (*ra-va'-yur*) [Fr.]. The instrument used in Baunscheidtism.

revellent (*re-vel'-ent*). See *revulsive*.

Reverdin's method, or **operation** (*re-vēr-dan'*) [Auguste *Reverdin,* Swiss surgeon, 1849–1908]. 1. *For blepharoplasty:* removal of the cicatricial tissue, suturing of the lid to the opposite one in its normal position, and skin-grafting of the raw surface. 2. *For skin-grafting:* a point of skin is raised on an ordinary sewing-needle, and shaved off with a scalpel or scissor; the graft is then transferred to the fresh surface next to the healthy granulations. 3. *For symblepharon:* detachment of the lid and transplantation of a small flap from the cheek.

reverie (*rev'-er-e*) [Fr., *reverie*]. A state of dreamy abstraction; visionary mental or ideational movement, the mind itself, at least so far as volition is concerned, being passive.

reverse (*re-vers'*) [*revertere,* to turn back]. In bandaging, a half-turn employed to change the direction of a bandage.

reversible reaction, or **equation.** One in which the displacement may occur in either direction.

reversion (*re-ver'-shun*) [*revertere,* to turn back]. In biology: 1. The appearance of characteristics which existed in remote ancestors. 2. The backward development of plant-organs, as stamens into petals, etc. 3. Becoming wild after having been domesticated or cultivated. 4. The chemical action opposed to inversion (the hydrolytic cleavage of compound sugars into monosaccharids) whereby monosaccharids are condensed into complicated carbohydrates. **r., neogenetic,** the anomalous adult development of an embryonic rudiment. **r., paleogenic,** reversion to an atavus so remote that the rudiment is not even represented in the embryo.

Révilliod's sign (*ra-ve-yo'*) [Henri *Révilliod,* Swiss physician]. Inability of the patient to close the eye of the affected side only; it is observed in

paralysis of the facial nerve. Syn., *signe de l'orbiculaire.*

revitalization (*re-vi'-tal-i-za'-shun*) [*re*, again; *vita*, life]. The act or process of refreshing or revitalizing.

revive (*re-viv'*) [*re*, again; *vivere*, to live]. To return to life after seeming death.

revivescence (*re-viv-es'-ens*) [*reviviscere*, inceptive of *revivere*, to revive]. The awaking from a period of dormancy; said of insects after hibernation.

revivification (*re-viv-if-ik-a'-shun*) [*revivificatio*]. 1. Restoration to consciousness. 2. The refreshening of surfaces by paring before placing them in apposition.

revulsant (*re-vul'-sant*) [*revellere*, to push away]. 1. Revulsive. 2. A medicine or agent that, by irritation, draws the blood from a distant part of the body

revulsion (*re-vul'-shun*) [*re*, back; *vellere*, to pluck]. A plucking or driving backward; specifically, the diverting of disease from one part to another by the sudden withdrawal of the blood from the part.

revulsive (*re-vul'-siv*) [see *revulsion*]. 1 Causing revulsion. 2. An agent that causes revulsion.

revulsor (*re-vul'-sor*). 1. An apparatus for effecting revulsion by the alternate application of heat and cold. 2. A plate or cylinder set with needles, used in producing counterirritation.

Reybard's suture (*ra'-bar*). An interrupted loop-suture for wounds of the intestine.

Reynold's test for acetone. To the liquid to be tested add freshly precipitated mercuric oxide, shake and filter. If acetone is present, the filtrate will contain mercury, owing to the acetone dissolving freshly precipitated mercuric oxide. The mercury may be detected by overlaying the filtrate with ammonium sulphide, which turns black.

R. F. A. Abbreviation for *right frontoanterior* position of the fetus.

R. F. P. An abbreviation for *right frontoposterior* position of the fetus.

Rh. Chemical symbol of rhodium.

Rhabditis (*rab-di'-tis*) [ῥάβδος, a rod]. A genus of nematode worms a few species of which are parasitic in man.

rhabdium (*rab'-de-um*) [dim. of ῥάβδος, a rod]. A fiber of striped or voluntary muscle

rhabdoid (*rab'-doid*) [ῥάβδος, a rod; εἶδος, like]. Rod-like. r. **suture**, the sagittal suture.

rhabdomyoma (*rab-do-mi-o'-mah*) [ῥάβδος a, rod; *myoma*]. A form of myoma characterized by the presence of striated muscular fibers.

rhabdomyosarcoma (*rab-do-mi-o-sar-ko'-mah*) [*rhabdomyoma; sarcoma*]. A tumor containing rhabdomyoma fibers and sarcoma cells.

Rhabdonema (*rab-do-ne'-mah*) ῥάβδος, a rod; νῆμα, a thread]. A genus of parasitic roundworms.

rhabdophobia (*rab-do-fo'-be-ah*) [ῥάβδος, a rod; φόβος, fear]. A morbid dread of being beaten, or fear excited by the sight of a stick.

rhachi- (*ra'-ke*) [*rhachis*]. A prefix meaning relating to the spine.

rhachiagra, rachiagra (*ra-ke-a'-grah*) [*rhachi-*; ἄγρα, a seizure]. Gouty or rheumatic pain in the muscles of the spine.

rhachial, rachial (*ra'-ke-al*) [ῥάχις, spine]. Pertaining to the spine.

rhachialbuminimetry (*rak-e-al-bū-min-im'-et-re*) [ῥάχις, spine; *albumin*; μέτρον, measure]. Estimation of the amount of albumin (globulin) present in the spinal fluid.

rhachialgia, rachialgia (*ra-ke-al'-je-ah*) [ῥάχις, spine; ἄλγος, a pain]. Any pain in the spine. Spinal irritation. r. **mesenterica.** Same as *tabes mesenterica, q. v.*

rhachialgitis, rachialgitis (*rak-e-al-ji'-tis*) [ῥάχις, spine; ἄλγος, pain; ιτις, inflammation]. Inflammatory rhachialgia.

rhachianalgesia (*rak-e-an-al-je'-se-ah*). Spinal anesthesia.

rhachianesthesia (*rak-e-an-es-the'-se-ah*) [ῥάχις, spine; *anesthesia*]. Spinal anesthesia.

rhachiasmus, rachiasmus (*ra-ke-az'-mus*) [ῥάχις, spine]. Spasm of the muscles at the back of the neck, as seen in the early part of many epileptic attacks.

rhachicentesis, rachicentesis (*ra-kis-en-te'-sis*) [*rhachi-*; κέντησις, puncture]. Puncture into the spinal canal.

rhachicocainization, rachicocainization (*ra-ke-ko-ka-in-i-za'-shun*) [*rhachi-*; *cocainization*]. The induction of anesthesia by the injection of a solution of cocaine hydrochloride into the subarachnoid space by means of a lumbar puncture.

rhachidial, rachidial (*ra-kid'-e-al*) [ῥάχις, spine]. Pertaining to a rhachis, or spine.

rhachidian, rachidian (*ra-kid'-e-an*) [see *rhachidial*]. Spinal; vertebral.

rhachilysis, rachilysis (*ra-kil'-is-sis*) [ῥάχις, spine; λύειν, to loose]. A method of treating lateral curvature of the spine by mechanical counteraction on the abnormal curves

rhachio- or **rachio-** (*ra'ke-o*) [ῥάχις, spine]. A prefix denoting connection with or relation to the spine.

rhachiocampsis, rachiocampsis (*ra-ke-o-kamp'-sis*) [ῥάχις, spine; κάμψις, a bending]. Curvature of the spine.

rhachiocentesis (*ra-ke-o-sen-te'-sis*). Rhachicentesis.

rhachiochysis, rachiochysis (*ra-ke-o-ki'-sis*) [ῥάχις, spine; χύσις, a pouring]. An accumulation of water or watery substance within the spinal canal

rhachiococainization (*ra-ke-o-ko-ka-in-i-za'-shun*). Rhachicocainization.

rhachiodynia, rachiodynia (*ra-ke-o-din'-e-ah*) [*rhachi-*; ὀδύνη, pain]. Spasmodic pain in the spinal column.

rhachiokyphosis, rachiokyphosis (*ra-ke-o-ki-fo'-sis*) [ῥάχις, spine; κύφωσις, a bending]. Gibbosity, or hunch of the back.

rhachiometer, rachiometer (*ra-ke-om'-et-er*) [ῥάχις, spine; μέτρον, a measure]. An instrument used to measure the degree of spinal deformities.

rhachiomyelitis, rachiomyelitis (*ra-ke-o-mi-e-li'-tis*) [ῥάχις, spine; μυελός, marrow; ιτις, inflammation]. Inflammation of the spinal cord. Myelitis.

rhachiomyelophthisis, rachiomyelophthisis (*ra-ke-o-mi-el-off'-this-is*) [ῥάχις, spine; μυελός, marrow; φθίσις, a wasting]. See *tabes dorsalis.*

rhachiomyelos, rachiomyelos (*ra-ke-o-mi'-el-os*) [ῥάχις, spine; μυελός, marrow]. See *spinal cord.*

rhachioparalysis, rachioparalysis (*ra-ke-o-par-al'-is-is*) [ῥάχις, spine; *paralysis*]. Spinal paralysis.

rhachiophyma, rachiophyma (*ra-ke-o-fi'-mah*) [ῥάχις, spine; φῦμα, a growth]. A spinal tumor.

rhachioplegia, rachioplegia (*ra-ke-o-ple'-je-ah*) [ῥάχις, spine; πληγή, stroke]. Spinal paralysis.

rhachiorrheuma, rachiorrheuma (*ra-ke-or-roo'-mah*) [ῥάχις, spine; *rheuma*]. Spinal rheumatism.

rhachioscolioma, rachioscolioma (*ra-ke-o-sko-le-o'-mah*) [ῥάχις, spine; σκολίωμα, a curve]. Lateral distortion and curvature of the spine.

rhachioscoliosis, rachioscoliosis (*ra-ke-o-sko-le-o'-sis*) [ῥάχις, spine, *scoliosis*] The condition and progress of curvature of the spine

rhachiostrophosis, rachiostrophosis (*ra ke-o-stro-fo'-sis*) [ῥάχις, spine, στρόφος, twisted] Curvature of the spine

rhachiotome, rachiotome (*ra'-ke-o-tōm*) [ῥάχις, spine, τομή, cutting] A cutting instrument used in rhachiotomy

rhachiotomy, rachiotomy (*ra-ke ot'-o-me*) [*rhachi-*, τομη, a cutting] 1 The operation of cutting into or through the vertebral column 2 The operation of cutting through the spine of the fetus to facilitate delivery

rhachipagus, rachipagus (*ra kip'-a gus*) [ῥάχις, spine, πάγος, anything fixed] A double fetal monstrosity in which the twins are joined back to back by any portion of the spinal column

rhachis, rachis (*ra'-kis*) [ῥάχις] The spinal column In biology, (*a*) the main petiole of a compound leaf, (*b*) the axis of inflorescence, (*c*) the shaft of a feather, (*d*) the arched middle area of the dorsal surface of a trilobite **r. nasi,** the line extending from the tip to the root of the nose

rhachischisis, rachischisis (*ra kis' kis-is*) [ῥάχις, spine, σχίζειν, to cleave] A cleft in the vertebral column Same as *spina bifida*

rhachistovainization, rachistovainization (*ra-ke-sto-va-in i za'-shun*) [*rhachi stovaine*] The induction of anesthesia by the injection of a solution of stovaine into the sabarachnoid space by means of a lumbar puncture

rhachitæ, rachitæ (*ra-ki' te*) [ῥαχίται] The muscles attached to the vertebral column

rhachitic, rachitic (*ra kit'-ik*) [*rhachitis*] Affected with, resembling, or produced by rhachitis, rickety **r. rosary,** the row of nodules appearing on the ribs, at their junction with the cartilages, in rhachitis

rhachitis, rachitis (*ra ki' tis*) [*rhachi-*, itis, inflammation] Rickets a constitutional disease of infancy, characterized by impaired nutrition and changes in the bones the symptoms being a diffuse soreness of the body slight fever and profuse sweating about the head and neck, and changes in the osseous system, consisting in a thickening of the epiphyseal cartilages and periosteum and a softening of the bones Through the action of the muscles on the soft bones various deformities are produced, while the periosteal hyperplasia leads to nodular hyperostoses, especially about the head, giving the latter a square appearance (caput quadratum) Dentition and closure of the fontanels are delayed Nervous symptoms are often present, as feverishness laryngismus stridulus and convulsions The liver and spleen are usually enlarged It is a deficiency disease, due to lack of vitamin D **r. adultorum,** osteomalacia, mollities ossium **r. annularis,** congenital rhachitis characterized by the production after birth, of furrows of the bones and fractures (Winckler) **r. micromelica,** intrauterine rhachitis, characterized by shortening of the limbs and thickening of the diaphyses (Winckler) **r. senilis** See *r adultorum*

rhachitism, rachitism (*ra'-kit-izm*) Rhachitis

rhachitol (*ra' kit-ol*) An extract of suprarenal glands, used in the treatment of rhachitis

rhachitome, rachitome (*ra'-kit-ōm*) [*rhachi-*, τέμνειν, to cut] An instrument for opening the spinal canal

rhachitomy, rachitomy (*ra-kit'-o-me*) [*rhachi-*, τέμνειν to cut] 1 Section of the spine. 2 Decollation of the fetus

rhachitropacocainization, rachitropacocainization (*ra ke-tro-pa-ko-ka-in-i za'-shun*) Subarachnoid cocainization by means of tropacocaine

rhachus (*rā'-kus*) [ῥάχος] A ragged wound

rhachiodynia, rachiodynia (*ra-ke-o din'-e ah*) [ῥάχις spine, ὀδύνη, pain] Pain in the spinal cord

rhacoma (*ra ko'-mah*) [ῥακόειν, to rend] Excoriation, rent, or chapping Also, a pendulous condition of the scrotum

rhacosis (*ra-ko'-sis*) [ῥάκος, a rag] The condition of one affected with rhacoma

rhacous (*ra'-kus*) [ῥάκος, a rag] Wrinkled, lacerated

rhæbocrania or **rhebocrania** (*re-bo-kra'-ne-ah*) [ῥαιβός, crooked, κρανιόν, the skull] The condition of wry-neck

rhæboscelia, rhæbosis, (*re bo se'-le ah re bo' sis*) [ῥαιβός, crooked, σκελος leg] Crooked-legged

rhæstocythemia (*rēs-to-si-the'-me-ah*) See *rhestocythemia*

rhagades (*rag' ad ēz*) [ῥαγάς, fissure] Linear cracks or fissures especially in the skin

rhagadia (*rag-a'-de-ah*) See *rhagades*

rhagadiformis (*rag-ad-e for'-mis*) [ῥάγας, fissure, *forma*, shape] Fissured

rhagiocrin (*raj'-e-o-krin*) Clasmatocyte

rhagoid (*rag' oid*) [ῥάξ, a grape εἶδος, likeness] Resembling a grape

rhamma (*ram'-ah*) Suture, *q v*

rhamnegin (*ram'-ne-jin*), $C_{12}H_6O_5$ A glucoside derived from buckthorn berries

rhamnetin (*ram-ne'-tin*) See *rhamnin*

rhamnin (*ram' nin*) [ῥάμνος the buckthorn] 1 A yellow neutral crystalline substance found in buckthorn It contains rhamnetin, a valuable yellow coloring matter 2 A proprietary fluidextract of cascara sagrada, recommended in the treatment of obstinate constipation

rhamnocathartin (*ram-no-kath-art'-in*) [ῥάμνος, buckthorn, καθαρτικός, purging] A yellow, amorphous, substance, a bitter principle contained in the berries of *rhamnus cathartica*

rhamnose (*ram'-nōs*) [*rhamnus*], $C_6H_{12}O_5$ One of the glucoses

rhamnoxanthin (*ram-no-zan' thin*) [ῥάμνος, buckthorn, ξανθός, yellow] See *frangulin*

Rhamnus (*ram'-nus*) [ῥάμνος buckthorn] A genus of trees and shrubs, buckthorns **R. purshiana** (U S P), cascara sagrada The dried bark of *R purshiana*, the California buckthorn It is used as a laxative in habitual constipation Dose 15 gr (1 Gm) Dose of the *extract* (*extractum rhamni purshianæ*, U S P) 4 gr (0 25 Gm), of the *fluid extract* (*fluidextractum rhamni purshianæ*, U S P) 15 min (1 Cc), of the *aromatic fluidextract* (*fluidextractum rhamni purshianæ aromaticum*, U S P) 15 min (1 Cc) See also *Cascara sagrada*

rhanter (*rant'-er*) [ῥαντηρ, a sprinkler] The inner canthus, *q v*

rhaphagra (*raf-a'-grah*) [ῥαφή, a seam, ἄγρα, a seizure] Pain in the cranial sutures

rhaphanedon (*raf-an'-ed-on*) [ῥαφανηδόν] A transverse fracture

rhaphania (*raf-a'-ne-ah*) See *raphania*

rhaphe (*raf'-e*) See *raphe*

rhaphidiospore (*raf-id'-e-o-spōr*) Sporozoite.

rhapontic (*rap-on'-tik*) Pertaining to rhubarb

rhatany (*rat'-an-e*) See *krameria*

rhebocrania. See rhæbocrania

rheboscelia. See rhæboscelia.

rhebosis (*re-bo'-sis*) [βαιβός, bent; σκέλος, leg]. Curvature of the legs.

rhegma (*reg'-mah*) [ῥῆγμα, a rent]. A rupture of the walls of a vessel or of the containing membrane of a tissue, as, for example, the coats of the eye, the walls of the peritoneum. Also, the bursting of an abscess.

rheic (*re'-ik*). Pertaining to rheum or to rhubarb. **r. acid,** chrysophanic acid.

rhein (*re'-in*) [*rheum*]. 1. The precipitate from a tincture of *Rheum palmatum;* it is cathartic, tonic, cholagogue, and antiseptic. Dose 1–4 gr. (0.065–0.25 Gm.). 2. Same as *chrysarobin.*

rhembasmus (*rem-baz'-mus*) [ῥεμβειν, to wander]. Mental distraction, or wandering.

rhenium (*re'-ne-um*) [River *Rhine*]. Name of a rare chemical element newly discovered. Symbol, Re.

rheo- (*re-o*) [ῥέος, current] A prefix denoting pertaining to a current.

rheobasis (*re-ob'-as-is*) [*rheo-;* βαίνειν, to go]. The minimum potential necessary for stimulation.

rheochord (*re'-o-kord*). An instrument serving to graduate the strength of the galvanic current. See *rheostat.*

rheometer (*re-om'-et-er*) [*rheo-;* μέτρον, a measure]. 1. A galvanometer. 2. An apparatus for measuring the velocity of the blood-current.

rheophore (*re'-o-fōr*) [*rheo-;* φέρειν, to bear]. An electrode.

rheoscope (*re'-o-skōp*) [*rheo-;* σκοπεῖν, to see]. An instrument for demonstrating the existence of an electric current; a galvanoscope.

rheostat (*re'-o-stat*) [*rheo-;* ἱστάναι, to stand]. An instrument introduced into an electric current and offering a known resistance, for the purpose of regulating the strength of the current.

rheotachygraphy (*re-o-tak-ig'-raf-e*) [*rheo-;* ταχύς, swift; γράφειν, to write]. The registration of the curve of variation in electromotive action of muscles.

rheotannic acid (*re-o-tan'-ik*). A glucoside, the form in which tannin is found in rhubarb.

rheotaxis (*re-o-taks'-is*) [*rheo-;* τάξις, orderly arrangement]. The reaction of a body to a current of fluid, whereby that body is induced to move either with or against the current of the fluid.

rheotome (*re'-o-tōm*) [*rheo-;* τέμνειν, to cut]. An instrument for breaking and making a galvanic circuit; an interrupter. **r., differential,** one for indicating the negative variation in muscle-currents.

rheotrope (*re'-o-trōp*) [*rheo-;* τρέπειν, to turn]. An apparatus for reversing the direction of an electric current.

rheotropism. Rheotaxis.

rhestocythemia, rhestocythæmia (*res-to-si-the'-me-ah*) [ῥαιστός, destroyed; κίτος, cell; αἷμα, blood]. The presence of broken-down erythrocytes in the blood.

rheum (*re'-um*). See *rhubarb.*

rheum (*room*) [ῥεῦμα, from ῥεῖν, to flow]. Any watery or catarrhal discharge. **r., salt-,** eczema.

rheuma (*roo'-mah*). Same as *rheum.* **r. epidemicum.** Synonym of *influenza.* **r. ventris.** Synonym of *dysentery.*

rheumagon (*roo'-ma-gon*) [*rheum;* ἄγειν, to carry off]. A proprietary preparation of sodium iodide and sodium phosphate for use in gout and syphilis.

rheumapyra. See *rheumatopyra.*

rheumarthritis, rheumarthrosis (*roo-mar-thri'-tis, roo-mar-thro'-sis*) [*rheum;* ἄρθρον, a joint; ιτις, inflammation]. Acute articular rheumatism.

rheumatalgia (*roo-mat-al'-je-ah*) [*rheum;* ἄλγος, pain]. Rheumatic pain.

rheumatic (*roo-mat'-ik*) [*rheum*]. Pertaining to, of the nature of, or affected with rheumatism **r. diathesis,** the condition of body tending to the development of rheumatism. **r. fever,** acute articular rheumatism. **r. gout.** Synonym of *rheumatoid arthritis.*

rheumatin (*roo'-mat-in*). See *saloquinine salicylate.*

rheumatisant (*roo-mat'-is-ant*). One affected with rheumatism.

rheumatism (*roo'-mat-izm*) [*rheum*]. A constitutional disease characterized by pain in the joints and muscles, tending to recur, and associated with exposure to cold and wet. **r., acute articular,** a form characterized by fever, by swelling of various joints, beginning usually in one and rapidly spreading to others, by acid sweats, and by a marked tendency to involve the endocardium, less frequently the pericardium, pleura, and peritoneum. The iris and conjunctiva may also become affected. **r., chronic,** a chronic form in which the symptoms are milder and in which the disease attacks either the muscles (*muscular rheumatism*) or the joints (*chronic articular rheumatism*). **r., gonorrheal,** joint-inflammation occurring in association with gonorrheal urethritis. It generally involves but one joint; if several are affected, it is usually the smaller joints. The course is chronic **r., inflammatory,** acute articular rheumatism. **r., muscular,** muscular pain with or without fever and other rheumatic symptoms. **r., synovial,** a rheumatic disorder of the synovial membranes with serous accumulation. **r., tuberculous,** arthritis due to the toxins of tuberculosis, Poncet's disease.

rheumatismal (*roo-ma-tiz'-mal*) [*rheumatism*]. Pertaining to rheumatism. **r. edema,** rheumatism with painful subcutaneous edema.

rheumatismoid (*roo-mat-iz'-moid*). See *rheumatoid.*

rheumatismus (*roo-ma-tiz'-mus*). Rheumatism.

rheumato-, rheumo- (*roo-mat-o-, roo-mo-*) [*rheumatism*]. Prefixes meaning relating to rheumatism.

rheumatocolica (*roo-mat-o-kol'-ik-ah*) [*rheumato-; colic*]. Rheumatic colic.

rheumatodynia (*roo-mat-o-din'-e-ah*) [*rheumato-;* ὀδύνη, pain]. A dull rheumatic pain.

rheumatoid (*roo'-ma-toid*) [*rheumato-;* εἶδος, like]. Resembling rheumatism. **r. arthritis.** See *arthritis, rheumatoid.*

rheumatokelis (*roo-mat-o-ke'-lis*) [*rheumato-;* κηλίς, a spot]. Purpura occurring in conjunction with rheumatism.

rheumatophthisis (*roo-mat-off'-this-is*) [*rheumato-; phthisis*]. Atrophy the result of rheumatism.

rheumatopyra (*roo-mat-o-pi'-rah*) [*rheumato-;* πῦρ, fire]. Rheumatic fever.

rheumatosis (*roo-mat-o'-sis*) [*rheum*]. The condition due to the action of poisons in the blood affecting the articular and endocardial parts.

rheumatospasm (*roo-mat'-o-spasm*) [*rheumato-;* σπασμός, a spasm]. Spasms due to rheumatism.

rheumic (*roo'-mik*) [*rheum*]. Pertaining to rheum. **r. diathesis,** one that gives rise to cutaneous eruptions.

rheumodontalgia (*roo-mo-don-tal'-je-ah*) [*rheumo-; odontalgia*]. Toothache of rheumatic origin.

rheumoparotiditis (*roo-mo-par-o-tid-i'-tis*). Rheumatic parotiditis.

rheumophthalmia (*roo-moff-thal'-me-ah*) [*rheumo-; ophthalmia*]. Ophthalmia due to rheumatism.

rheumorchitis (*roo-mor-ki'-tis*). Orchitis of rheumatic origin.

rheumotorrhea, rheumatorrhœa (*roo-mo-tor-e'-ah*). Rheumatic otorrhea.

rheumotylus (*roo-mo-til'-us*) [*rheumo-; τύλος*, a knob]. A callus the result of rheumatism.

rhexis (*reks'-is*) [*ῥῆξις*, rupture]. Rupture of a vessel or of an organ.

rhicnosis (*rik-no'-sis*) [*ῥικνός*, shriveled]. A wrinkling of the skin, the result of muscular atrophy.

rhigolene (*rig'-o'-lēn*) [*ῥῖγος*, cold]. A very volatile liquid obtained from petroleum by distillation, and used as a local anesthetic. Its rapid evaporation freezes and benumbs the part upon which it is sprayed.

rhigos (*ri'-gos*) [*ῥῖγος*, cold]. Synonym of rigor.

rhin-, rhino- (*rin-, ri-no-*) [*ῥίς*, nose]. A prefix signifying pertaining to the nose.

rhinæsthesia (*ri-nes-the'-ze-ah*). See *rhinesthesia*.

rhinæus (*ri-ne'-us*) [*rhin-*]. Synonym of *compressor naris*. See *muscles, table of*.

rhinal (*ri'-nal*) [*rhin-*]. Pertaining to the nose.

rhinalgia (*ri-nal'-je-ah*) [*rhin-; ἄλγος*, pain]. Pain in the nose.

rhinalgin (*ri-nal'-jin*). A nasal suppository, recommended in coryza, said to contain cacao-butter, 1 Gm.; alumnol, 0.01 Gm.; menthol, 0.025 Gm.; and oil of valerian, 0.025 Gm.

rhinanchone (*ri-nan'-ko-nē*) [*rhin-; ἀγχόνη*, strangulation]. Painful constriction of the nasal passages.

rhinantralgia (*ri-nan-tral'-je-ah*) [*rhino-; ἄντρον*, a cavity; *ἄλγος*, pain]. Pain in the cavities of the nose.

rhinedema, rhinœdema (*ri-ne-de'-mah*) [*rhin-; edema*]. Edema affecting the nose.

rhinelcos (*ri-nel'-kos*) [*rhin-; ἕλκος*, an ulcer]. A nasal ulcer.

rhinencephalia (*ri-nen-sef-a'-le-ah*) [*rhino-; ἐγκέφαλος*, the brain]. A monstrosity with an extreme elongation of the nose.

rhinencephalic (*ri-nen-sef-al'-ik*) [*rhino-; ἐγκέφαλος*, brain]. 1. Pertaining to or of the nature of a rhinencephalus. 2. Pertaining to the rhinencephalon.

rhinencephalon (*ri-nen-sef'-al-on*) [*rhin-; ἐγκέφαλος*, brain]. The olfactory lobe of the brain.

rhinencephalus (*ri-nen-sef'-al-us*). See *rhinocephalus*.

rhinenchysia (*ri-nen-ki'-ze-ah*) [*rhino-; ἔγχυσις*, a pouring in]. Douching of the nasal passages.

rhinenchysis (*ri-nen'-ki-sis*) [*rhin-; ἐγχεῖν*, to pour in]. The injection of liquid into the nasal cavities.

rhinenchyta (*ri-nen'-kit-ah*) [*rhino-; ἔγχυτος*, poured in]. A nasal syringe.

rhinenchytous (*ri-nen'-kit-us*) [*rhino-; ἔγχυτος*, poured in]. Pertaining to nasal injections.

rhinenchytum (*ri-nen'-kit-um*) [*rhino-; ἐγχεῖν*, to pour in]. A liquid used in nasal douching.

rhinesthesia, rhinæsthesia (*ri-nes-the'-ze-ah*) [*rhin-; αἴσθησις*, sensation]. The sense of smell.

rhineurynter (*ri-nū-rin'-ter*) [*rhin-; εὐρύνειν*, to dilate]. A distensible bag or sac which is inflated after insertion into the nostril.

rhinhematoma, rhinhæmatoma (*rin-hem-at-o'-mah*) [*rhin-; hematoma*]. An effusion of blood into the nasal cartilage.

rhiniatry (*ri-ni'-at-re*) [*ῥίς*, the nose; *ἰατρεία*, a medical treatment]. Synonym of *rhinology*.

rhinic (*rin'-ik*) [*rhino-*]. Pertaining to the nose.

rhinion (*rin'-e-on*) [*ῥίς*, nose]. The lower point of the suture between the nasal bones. See under *craniometric point*.

rhinism, rhinismus (*ri'-nism*) (*ri-nis'-mus*) [*rhino-*]. A nasal quality of voice.

rhinitis (*ri-ni'-tis*) [*rhin-; ιτις*, inflammation]. 1. Inflammation of the nasal mucous membrane. 2. A medicinal preparation of belladonna, camphor, and quinine. **r., acute,** coryza; cold in the head. **r., atrophic,** that followed by atrophy of the mucous membrane. **r. caseosa,** that marked by gelatinous fetid discharge. **r., chronic,** a form usually due to repeated attacks of acute rhinitis, and producing in the early stages hypertrophy of the mucous membrane (*hypertrophic rhinitis*) and in the later stages atrophy (*atrophic rhinitis*), and the presence of dark, offensively smelling crusts. **r., fibrinous,** a rare form of rhinitis characterized by the development of a false membrane in the nose. **r., hypertrophic,** that marked by hypertrophy of the nasal mucous membrane. **r., pseudomembranous.** See *r., fibrinous*. **r., syphilitic,** a chronic form due to syphilis, and usually attended by ulceration and caries of the bone and an offensive discharge (ozena). **r., tuberculous,** that due to the tubercle bacillus; it is usually associated with ulceration and caries of the bones. **r., vasomotor,** hay-fever.

rhino- (*ri'-no-*) [*ῥίς, ῥινος*, nose]. A prefix denoting relation to or connection with the nose

rhinoantritis (*ri-no-an-tri'-tis*) [*rhino-; antritis*]. Inflammation of the nasal mucous membrane and of the antrum of Highmore.

rhinoblennorrhea, rhinoblennorhœa (*ri-no-blen-or-e'-ah*) [*rhino-; blenorrhea*]. Synonym of *rhinorrhea*.

rhinobyon (*ri-no'-be-on*) [*rhino-; βύειν*, to stop]. A nasal plug or tampon.

rhinocace (*ri-nok'-as-e*) [*rhino-; κακός*, evil]. Fetid ulceration of the nose.

rhinocanthectomy (*ri-no-kan-thek'-to-me*). See *rhinommectomy*.

rhinocarcinoma (*ri-no-kar-sin-o'-mah*) [*rhino-; carcinoma*]. Nasal carcinoma.

rhinocatarrhus (*ri-no-kat-ar'-rus*) [*rhino-; catarrh*]. Synonym of *coryza*.

rhinocaul (*ri'-no-kawl*) [*rhino-; καυλός*, a stalk]. The crus, peduncle, or support of the olfactory bulb.

rhinocele, rhinocœle (*ri'-no-sēl*), or **rhinocœlia** (*ri-no-se'-le-a*) [*rhino-; κοιλία*, hollow]. The hollow, or ventricle, of the rhinencephalon, in man it is very small or quite obliterated.

rhinocephalus (*ri-no-sef'-al-us*) [*rhino-; κεφαλή*, head]. A monster in which the nose resembles a tube and the eyes are fused below the nose.

rhinocheiloplasty (*ri-no-ki'-lo-plas-te*) [*rhino-; cheiloplasty*]. Plastic surgery of the nose and lip.

rhinocleisis (*ri-no-kli'-sis*) [*rhino-; κλείσις*, fastening]. Nasal obstruction.

rhinocnesmus (*ri-nok-nez'-mus*) [*rhino-; κνησμός*, an itching]. Itching of the nose.

rhinoculin (*ri-nok'-ū-lin*) [*ῥίς*, nose]. Trade name of a preparation containing anesthesin, paranephrin, subcutin, glycerin, and boric acid; for use in hay fever.

rhinodacryolith (*ri-no-dak'-re-o-lith*) [*rhino-; dacryolith*]. A lacrimal stone in the nasal duct.

rhinoderma (*ri-no-der'-mah*). See *keratosis pilaris*.

rhinodyne (*ri'-no-dīn*) [ῥίς, nose; ὀδύνη, pain]. Trade name of a preparation containing extract of suprarenal gland, for use in hay fever.

rhinodynia (*ri-no-din'-e-ah*) [*rhino-*; ὀδύνη, pain]. Any pain in the nose.

rhinogenous (*ri-noj'-en-us*) [*rhino-*; γεννᾶν, to produce]. Having its origin in the nose.

rhinogramma (*ri-no-gram'-ah*) [*rhino-*; γράμμα, a line]. The nasal line.

rhinokyphosis (*ri-no-ki-fo'-sis*) [*rhino-*; κύφος, a hump]. A nose with a prominent bridge.

rhinolalia (*ri-no-la'-le-ah*) [*rhino-*; λαλιά, speech]. A nasal tone in the voice due to undue closure (*rhinolalia clausa*) or to undue patulousness (*rhinolalia aperta*) of the posterior nares.

rhinolaryngitis (*ri-no-lar-in-ji'-tis*). Simultaneous inflammation of the mucosa of the nose and larynx.

rhinolaryngology (*ri-no-lar-in-gol'-o-je*). The science of the anatomy, physiology and pathology of the nose and larynx.

rhinolerema (*ri-no-ler-e'-mah*) [*rhino-*; λήρημα, silly talk]. Same as *rhinoleresis*.

rhinoleresis (*ri-no-ler-e'-sis*) [*rhino-*; λήρησις, folly]. Perverted olfactory sense.

rhinolethrum (*ri-no-leth'-rum*) [*rhino-*; δλεθρος, destruction]. Destruction of the nose.

rhinolin (*ri'-no-lin*). A proprietary antiseptic and analgesic substance.

rhinolith (*ri'-no-lith*) [*rhino-*; λίθος, a stone]. A nasal calculus.

rhinolithiasis (*ri-no-lith-i'-as-is*) [*rhino-*; λίθος, stone]. The formation of nasal calculi.

rhinolite (*ri'-no-līt*). See *rhinolith*.

rhinological, rhinologic (*ri-no-loj'-ik-al*) (*ri-no-loj'-ik*) [*rhinology*] Pertaining to rhinology.

rhinologist (*ri-nol'-o-jist*) [*rhinology*]. A specialist in the treatment of diseases of the nose.

rhinology (*ri-nol'-o-je*) [*rhino-*; λόγος, science]. The science of the anatomy, functions, and diseases of the nose.

rhinomanometer (*ri-no-man-om'-et-er*) [*rhino-*; *manometer*]. A manometer used for measuring the amount of nasal obstruction.

rhinometaplasty (*ri-no-met-ap-las'-te*). Rhinoplasty, *q. v.*

rhinometer (*ri-nom'-et-er*) [*rhino-*; μέτρον, a measure]. An instrument for measuring the nose.

rhinomiosis (*ri-no-mi-o'-sis*) [*rhino-*; μείωσις, a lessening]. Operative shortening of the nose.

rhinommectomy (*ri-nom-ek'-to-me*) [*rhino-*; ὄμμα, the eye; ἐκτομή, a cutting out]. Excision of the inner canthus of the eye.

rhinomycosis (*ri-no-mi-ko'-sis*). The presence of fungi in the mucous membrane and secretion of the nose.

rhinonecrosis (*ri-no-ne-kro'-sis*). Necrosis of the nasal bones.

rhinopharyngeal (*ri-no-far-in'-je-al*). Pertaining to the nose and pharynx, or to the nasopharynx.

rhinopharyngitis (*ri-no-far-in-ji'-tis*) [*rhino-*; *pharyngitis*]. Inflammation of the nose and pharynx, or of the nasopharynx.

rhinopharyngolith (*ri-no-far-ing'-go-lith*) [*rhino-*; *pharynx*; λίθος, a stone]. A nasopharyngeal calculus.

rhinopharynx (*ri-no-far'-ingks*). See *nasopharynx*.

rhinophonia (*ri-no-fo'-ne-ah*) [*rhino-*; φωνή, sound]. A nasal tone in speaking.

rhinophyma (*ri-no-fi'-mah*) [*rhino-*; φῦμα, tumor]. A form of acne rosacea of the nose characterized by a marked hypertrophy of the blood-vessels and the connective tissue, producing a lobulated appearance of the nose.

rhinoplastic (*ri-no-plas'-tik*) [*rhino-*; πλάσσειν, to mold]. Pertaining to or having the character of rhinoplasty. **r. operation,** a surgical operation for creating an artificial nose or reconstructing a nose partially destroyed.

rhinoplasty (*ri'-no-plas-te*) [*rhino-*; πλάσσειν, to mold]. A plastic operation upon the nose, to replace lost tissue. **r., English,** Syme's operation, in which flaps are taken from the cheek. **r., German,** v. Graefe's modification of the Tagliacotian rhinoplasty. The entire operation is done at a single sitting. **r. of v. Graefe.** Same as *r., German.* **r., heteroplastic,** rhinoplasty in which the tissues are removed from some other than the one operated upon. **r. Indian,** an operation originating in India, in which the flap is taken from the forehead. **r., Italian.** Synonym of *r., Tagliacotian.* **r., Langenbeck's,** a modification of the Indian method, in which the periosteum is included in the frontal flap. **r., osteoplastic,** rhinoplasty with transplantation of a cartilaginous flap to replace the septum nasi. **r., periosteal.** See *r., Langenbeck's.* **r. of Post,** a modified Tagliacotian rhinoplasty, the flap being taken from the finger of the patient. **r. of Syme,** English rhinoplasty. **r., Tagliacotian,** rhinoplasty as performed by Tagliacozzi. The flap is taken from the skin of the arm. **r. of Wood.** See *Wood.*

rhinopolyp, rhinopolypus (*ri-no-pol'-ip, -us*) [*rhino-*; *polyp*]. Polyp of the nose.

rhinopsia (*ri-nop'-se-ah*) [*rhino-*; ὄψις, vision]. Internal strabismus.

rhinoreaction (*ri-no-re-ak'-shun*). A tuberculin test made on the mucous surface of the nose.

rhinorrhagia (*ri-nor-a'-je-ah*) [*rhino-*; ῥήγνυναι, to burst forth]. Hemorrhage from the nose.

rhinorrhaphy (*ri-nor'-a-fe*) [*rhino-*; ῥαφή, suture]. Reduction of the tissue of the nose by section, and by suturing the edges of the wound.

rhinorrhea, rhinorrhœa (*ri-nor-e'-ah*) [*rhino-*; ῥοία, a flow]. A mucous discharge from the nose.

rhinosalpingitis (*ri-no-sal-pin-ji'-tis*). Simultaneous inflammation of the nasal mucosa and the Eustachian tube.

rhinosclerin (*ri-no-skle'-rin*) [*rhinoscleroma*]. A preparation from cultures of *Bacillus rhinoscleromatis;* for treating rhinoscleroma.

rhinoscleroma (*ri-no-skle-ro'-mah*) [*rhino-*; σκληρός, hard; ὄμα, tumor]. A new growth of almost stony hardness, affecting the anterior nares and adjacent parts. The disease commences in the mucous membrane of the anterior nares and adjoining skin, the lesions consisting of flat, isolated, or coalescent nodules. It is thought to be due to *Bacillus rhinoscleromatis.*

rhinoscope (*ri'-no-skōp*) [*rhino-*; σκοπεῖν, to examine]. An instrument for examination of the cavities of the nose.

rhinoscopic (*ri-no-skop'-ik*) [*rhino-*; σκοπεῖν, to view]. Pertaining to the rhinoscope, or to rhinoscopy.

rhinoscopy (*ri-nos'-ko-pe*) [see *rhinoscope*]. Examination of the nasal fossæ by means of the rhinoscope; that of the anterior nares is termed *anterior rhinoscopy;* that of the posterior nares, *posterior rhinoscopy.*

rhinosis (*ri-no'-sis*). Synonym of *rhicnosis.*

rhinosporidiosis (*ri-no-spor-id-e-o'-sis*). Invasion of the nasal cavity by the *Rhinosporidium kinealyi.*

Rhinosporidium kinealyi (*ri-no-spor-id'-e-um, kin-e-al'-yi*). A neosporidium found in India in tumors of the septum nasi.

rhinostenosis (*rī-no-sten-o'-sis*) [*rhino-; στένωσις*, obstruction]. Nasal obstruction.

rhinothrix (*rī'-no-thriks*) [*rhino-; θρίξ*, a hair; pl., *rhinotriches*]. A hair growing in the nostril; a vibrissa.

rhinotomy (*rī-not'-o-me*) [*rhino-; τόμη*, a cutting]. Incision of the nose.

Rhipicephalus (*rī-pis-ef'-al-us*) [*ῥιπίς*, a fan; *κεφαλή*, head]. A genus of ticks. **R. shipleyi**, the brown tick of South Africa, the agent of transmission of Rhodesian cattle disease.

rhiptasmus (*rip-taz'-mus*). Synonym of *ballismus*.

rhizagra (*riz-a'-grah*) [*rhizo-; ἄγρα*, seizure]. An instrument for extracting the roots of teeth.

rhizo- (*rī-zo-*) [*rhizome*]. A prefix meaning root.

rhizodontropy (*rī-zo-don'-tro-pe*) [*rhizo-, ὀδούς*, tooth; *τροπή*, turn, pivot]. The pivoting of an artificial crown upon the root of a tooth.

rhizodontrypy (*rī-zo-don'-trip-e*) [*rhizo-; ὀδούς*, tooth; *τρύπη*, hole]. Surgical puncture of the root of a tooth.

rhizoid (*rī'-zoid*) [*rhizo-; εἶδος*, form]. 1. Like a root. 2. Slender, root-like filaments, the organs of attachment in many cryptogams. 3. A bacterial plate culture of an irregular branched or root-like character.

rhizoma (*rī-zo'-mah*) [*pl., rhizomata*]. See *rhizome*.

rhizome (*rī'-zōm*) [*ῥίζα*, root]. A subterranean stem having roots at its nodes and a bud or shoot at its apex.

rhizomelic (*rī-zo-mel'-ik*) [*rhizo-; μέλος*, a limb] Affecting or relating to the roots of members.

rhizomorphoid (*rī-zo-mor'-foid*) [*rhizo-; μορφή*, form; *εἶξος*, like]. Having the form of a root.

rhizoneure (*rī'-zo-nūr*) [*rhizo-; νεῦρον*, a nerve]. One of those cells that form nerve-roots.

rhizoneuron (*rī-zo-nū'-ron*) [see *rhizoneure*]. A neuron the nerve-processes of which leave the spinal cord through the anterior horn; a motor nerve-cell.

rhizonychia (*rī-zo-nik'-e-ah*) [*rhizo-; ὄνυξ*, the nail]. The root of the nail.

rhizonychium (*rī-zo-nik'-e-um*) [*rhizo-; ὄνυξ*, the nail]. The root of the nail.

rhizopod (*rī'-zo-pod*) [*rhizo-; πούς*, foot]. A member of the *Rhizopoda*, a subclass of protozoa.

rhizotomy (*rī-zot'-om-e*) [*rhizo-; τομή*, a cutting]. Section of the posterior spinal nerve roots.

rho 1, 2 (*ro*) [G]. Gonadotropic factors in a hormone derived from the anterior pituitary gland.

rhodalline (*ro-dal'-ēn*) See *thiosinamine*.

rhodanate (*ro'-dan-āt*). A sulphocyanate

rhodeorrhetin (*ro-de-or-re'-tin*). Syn. *convolvulin*.

Rhodesian cattle disease. African transmitted by the brown tick, *Rhipicephalus shipleyi*.

rhodium (*ro'-de-um*) [*ῥόδιος*, rosy]. A rare metal (symbol, Rh, at. wt., 102.9) of the platinum group. See *elements, table of*.

Rhodobacteriaceæ (*ro-dō-bak-te-re-a'-se-e*) [*ῥόδον*, rose; bacteria]. A group of sulphur and bacteriopurpurin bacteria. See *table* p. 860.

rhodogenesis (*ro-do-jen'-es-is*) [*ῥόδον*, rose; *γενᾶν*, to produce]. The regeneration of visual purple which has been bleached by light.

rhodophane (*ro'-do-fān*) [*ῥόδον*, rose; *φανής*, appearing]. A red pigment found in the retinal cones.

rhodophylactic (*ro-do-fil-ak'-tik*). Pertaining to rhodophylaxis.

rhodophylaxis (*ro-do-fil-aks'-is*) [*ῥόδον*, rose; *φύλαξις*, a guarding]. The property possessed by the retinal epithelium of producing rhodogenesis.

rhodopsin (*ro-dop'-sin*) [*ῥόδον*, rose; *ὤψ*, eye]. Visual purple; a retinal substance the color of; which is preserved by darkness, but bleached by daylight; it is contained in the retinal rods.

rhœadine (*re'-ad-in*) [*polaς*, a kind of poppy], $CHNO_8$. A crystallizable alkaloid obtained from *Papaver rhœas*.

rhœbdesis (*reb-de'-sis*) [*ῥοῖβδησις*]. Absorption, resorption.

rhois (*ro-is'*) [L.]. Genitive of *rhus, q. v.*

rhombencephalon (*rom-ben-sef'-al-on*) [*ῥόμβος*, a lozenge shaped figure; *ἐγκέφαλος*, brain]. The metencephalon or hind-brain together with the myelencephalon or after-brain.

rhomboatloideus (*rom-bo-at-loid'-e-us*). See under *muscle*.

rhombocele, rhombocœle (*rom'-bo-sēl*). Same as *rhombocœlia*.

rhombocœlia (*rom-bo-se'-le-ah*) [*ῥόμβος*, rhomb; *κοιλία*, hollow]. The *sinus rhomboidalis;* a dilatation of the cavity of the spinal cord in the sacral region.

rhomboid (*rom'-boid*) [*ῥόμβος*, a rhomb; *εἶδος*, resemblance]. Having a shape similar to that of a rhomb, a quadrilateral figure with opposite sides equal and parallel and oblique angles. **r. body.** See *r. fossa*. **r. fossa,** the fourth ventricle of the brain. **r. ligament.** See *ligament, rhomboid*. **r. muscle.** See under *muscle*. **r. sinus.** See *r. fossa*.

rhomboideus (*rom-boid'-e-us*). See under *muscle*.

rhoncal (*rong'-kal*). Same as *rhonchal*.

rhonchal, rhonchial (*rong'-kal, rong'-ke-al*) [*rhonchus*] Relating to or produced by a rhonchus, as *rhonchal* fremitus.

rhonchus (*rong'-kus*) [*ῥόγχος*, snore] A rattling sound produced in the throat or bronchial tubes during respiration. See *rale*.

rhotacism (*ro'-tas-izm*) [*ῥῶ*, the Greek *ρ, r*] The use of the *r* sound in place of other speech-sounds; the too strong utterance of the letter *r*.

rhubarb (*roo'-barb*) [*ῥῆον*, rhubarb]. The general name for plants of the genus *Rheum*, of the order *Polygonaceæ*. The official drug (*rheum*, U. S. P.; *rhei radix*, B. P.) is the bark of *Rheum officinale* or *Rheum palmatum;* it contains chrysophanic acid, tannic acid (rheotannic acid), and several coloring principles, and is used as a laxative, stomachic, and astringent. Its chief uses are in dyspepsia with constipation, in the diarrhea of children, and in the beginning of bilious fevers. Dose 5–30 gr. (0.32–2.0 Gm.). **r., extract of** (*extractum rhei*, U. S. P., B. P.). Dose 10–15 gr. (0.65–1.0 Gm.). **r., fluid extract of** (*fluidextractum rhei*, U. S. P.). Dose 10–30 min. (0.65–2.0 Cc.). **r., infusion of** (*infusum rhei*, B. P.) Dose 1–2 oz. (32–64 Cc.). **r., pills of, compound** (*pilulæ rhei compositæ*, U. S. P.), pills of rhubarb and aloes. Dose 2–4 pills. **r., powder of, compound** (*pulvis rhei compositus*, U. S. P., B. P.). Gregory's powder. Dose ½–1 dr. (2–4 Gm.). **r. and soda, mixture of** (*mistura rhei et sodæ*, U. S. P.). Dose ½–1 dr. (2–4 Gm.). **r., syrup of** (*syrupus rhei*, U. S. P., B. P.). Dose 1 dr. (4 Cc.). **r., syrup of, aromatic** (*syrupus rhei aromaticus*, U. S. P.). Dose 1 dr. (4 Cc.). Both the syrup and the aromatic syrup are used chiefly for children, in the doses given. **r., tincture of** (*tinctura rhei*, U. S. P., B. P.). Dose 1–2 dr. (4–8 Cc.). **r., tincture of, aromatic** (*tinctura rhei aromatica*, U. S. P.). Dose ½–1 dr. (2–4 Cc.). **r., wine of** (*vinum rhei*, B. P.). Dose 1–4 dr. (4–16 Cc.).

Rhus (*rus*) [gen., *rhois*]. [*ῥοῦς*, sumac]. A genus of shrubs or small trees of the order *Anacardiaceæ*. The *dried fruit of R. glabra*, sumac,

constitutes the *Rhus glabra* of the U. S. P., and is used as an astringent in inflammations of the mouth and throat, in the form of a decoction or the official *fluidextractum rhois glabræ*. *R. toxicodendron*, the poison-ivy, is a powerful irritant and produces in susceptible persons a violent dermatitis with vesicles and intense itching (ivy-poisoning). The active agent seems to be an acid called toxicodendric acid. In overdoses taken internally it acts as a narcotic poison. It has been employed in chronic rheumatism and in incontinence of urine. *R. venenata*, swamp-sumac, is also poisonous.

rhusin (*roo'-sin*). Precipitate from a tincture of the root-bark of sumach, *Rhus glabra;* tonic, astringent, and antiseptic. Dose 1 to 2 gr.

Rhynchota (*rin-ko'-tah*). An order of sucking insects, including the *Pediculidæ* and *Acanthiidæ*.

rhypophobia (*ri-po-fo'-be-ah*) [ῥύπος, filth; φοβεῖν, to fear]. A morbid dread of filth.

rhyptic (*rip'-tik*) [ῥύπτειν, to cleanse]. Detergent; cleansing; cathartic.

rhypus (*ri'-pus*) [ῥύπος]. Dirt; sordes.

rhysema (*ri-se'-mah*) [ῥύσημα]. Wrinkle.

rhythm (*rithm*) [ῥυθμός, rhythm]. Action or function recurring at regular intervals. **r., gallop,** a form of heart action in which the cardiac sounds occur in groups of three.

rhythmic (*rith'-mik*). Pertaining to or having the quality of rhythm. **r. segmentations,** Cannon's term for rhythmic localized contractions occurring in the small intestine during digestion.

rhythmophone (*rith'-mo-fōn*) [*rhythm;* θωνή, sound]. A form of microphone for studying the heart-beat and pulse-beat.

rhytidectomy (*rit-id-ek'-to-me*) [ῥυτίς, a wrinkle; ἐκτόμη, excision]. Excision of wrinkles

rhytidosis (*rit-id-o'-sis*). A wrinkling. *Cf. rutidosis.*

rib [AS., *ribb*]. One of the 24 long, flat, curved bones forming the wall of the thorax **r.s, abdominal.** 1. The floating ribs. 2. Ossifications of the inscriptiones tendineæ. **r.s, asternal,** the false ribs. **r.s, cervical,** rib-like processes extending ventrally from the cervical vertebræ. **r., false,** one of the five lower ribs not attached to the sternum directly. **r., floating,** one of the last two ribs which have one end free. **r.s, short,** the false ribs. **r., slipping,** excessive mobility of the lower intercostal joints. **r.s, sternal,** the true ribs. **r., true,** one of the seven upper ribs that are attached to the sternum. **r.s, vertebrochondral,** the highest three false ribs; they are united in front by their costal cartilages.

riba (*ri'-bah*). Trade name of an albumin preparation obtained from the flesh of fish, said to be of use in anemia.

Ribbert's theory (*rib'-ert*) [Moritz Wilhelm Hugo *Ribbert*, German pathologist, 1855–1920]. Tumors are believed to spring from cell-rests resulting from diminished tension of surrounding tissues.

Ribble's bandage (*ribl*). The spica bandage for the instep.

Ribes' bag (*rēb*) [Camille Champetier de *Ribes*, French obstetrician, 1848–]. A rubber bag used to dilate the cervix uteri.

Ribes' ganglion (*rēb*) [François *Ribes*, French physician, 1800–1864]. A small ganglion of the sympathetic system situated on the anterior communicating artery.

ribesin (*ri-be'-sin*) [*ribesium*, currant]. The juice of the black currant. *Ribes nigrum*, used for staining microscopic sections.

rice (*rīs*). A plant, *Oryza sativa*, of the *Gramineæ;* also its seed. Rice is used as a food, as a demulcent, and, in the form of rice-water, as a drink in fevers. **r.-seed bodies,** peculiar small, white bodies resembling grains of rice, found in the so-called ganglia occurring on tendons. **r.-water evacuations,** the name given to the bowel discharges in cholera.

Richardson's method of auscultation (*ritsh'-ard-son*) [Sir Benjamin Ward *Richardson*, English physician, 1828–1896]. The introduction into the esophagus of an elastic bougie or tube connected with the ear-pieces of a stethoscope. **R.'s sign,** a fillet applied to the veins of the arm will not cause filling of the veins on the distal side of the fillet if death be present. **R.'s spray-producer,** an apparatus for throwing a spray of ether for the production of local anesthesia.

Richet's aneurysm (*re'-sha*) [Didier Dominique Alfred *Richet*, French surgeon, 1816–1891]. Fusiform aneurysm. **R.'s bandage.** A form of plaster-of-Paris bandage to which a small amount of gelatin has been added.

Richter's hernia (*rik'-ter*) [August Gottlieb *Richter*, German surgeon, 1742–1812]. Partial enterocele; strangulated enterocele in which only part of the circumference of the gut is constricted.

Richter-Monro's line. See *Monro's line.*

ricin (*ris'-in*) [*ricinus*, castor oil]. A poisonous proteid found in the castor-oil bean.

ricini oleum. Castor oil; see *ricinus.*

ricinine (*ris'-in-ēn*) [*ricinus*]. A poisonous crystalline substance obtained from castor-oil.

ricinism (*ris'-in-izm*). Poisoning from the seeds of *Ricinus communis;* it is marked by hemorrhagic gastroenteritis and icterus.

ricinus (*ris'-in-us*) [L., "a tick," from the resemblance of the seed to that insect]. A plant or tree, *R. communis*, or castor-oil plant, of the order *Euphorbiacæ*. **ricini, oleum** (U. S. P.), castor-oil, the fixed oil expressed from the seeds of *R. communis;* it is used as a cathartic in constipation, colic, and irritative diarrheas. Dose ½ oz. (16 Cc.).

rickets (*rik'-ets*). See *rhachitis.*

Rickettsia (*rik-et'-se-ah*) [Howard Taylor *Ricketts*, American pathologist, 1871–1910]. A class of organisms, either bacterial or protozoal, found in typhus fever, trench fever, and Rocky Mountain spotted fever. Their exact nature and pathogenicity are undetermined.

rickety (*rik'-et-e*) [*rickets*]. Affected with or distorted by rickets.

Ricord's chancre (*re-kor'*) [Philippe *Ricord*, French surgeon, 1800–1889]. The parchment-like initial lesion of syphilis. Syn., *chancre parcheminé.*

rictus (*rik'-tus*) [L., from *ringi*, to gape]. A fissure or cleft; a gaping, as of the mouth. Risus ardonicus. **r. lupinus,** cleft palate.

Ridell's operation (*rid-el'*). Removal of the anterior and inferior walls of the frontal sinus in cases of chronic inflammation of the sinus.

rider's bone. An osseous formation in the adductor muscles of the leg, from long-continued pressure of the leg against the saddle. **r.'s bursa,** an enlarged bursa, produced in the same way as the rider's bone. **r.'s leg,** strain of the adductor muscles of the thigh.

ridge (*rij*) [ME., *rigge*, the back of a man or



PHILLIPPE RICORD.

beast]. An extended elevation or crest. **r., genital,** the germ-ridge, in front of and internal to the Wolffian body, from which the internal reproductive organs are developed. **r., intervertebral,** that on the vertebral end of a rib dividing the articular surface into two portions. **r., maxillary,** the dental crest; a ridge of vascular fibrous tissue along the alveolar processes of the fetus. **r. oblique,** a ridge on the grinding surface of an upper molar tooth. **r.s, occipital,** the superior and inferior curved lines of the occipital bone. **r.s, palatine,** the central ridge together with the lateral corrugations of the mucosa of the hard palate; they are especially noticeable in the human fetus. **r., temporal,** that extending from the external angular process of the frontal bone, across the frontal and parietal bones, and terminating in the posterior root of the zygomatic process.

ridgel (*rij'-el*) [origin uncertain]. A male animal having one testicle removed or wanting.

ridgeling (*rij'-ling*). See *ridgel*.

riding of bones. In surgery, the displacement of the fractured ends of bones which are forced past each other by muscular contraction, instead of remaining end to end.

Ridley's sinus [Humphrey *Ridley*, English anatomist, 1653–1708]. The circular sinus.

Riedel's process, or **lobe** (*re'-del*) [Bernhard Moritz Carl Ludwig *Riedel*, German surgeon, 1846–1916]. A tongue-shaped process of the liver extending downward, and frequently felt over the enlarged gall-bladder in cases of cholelithiasis.

Riegel's pulse (*re'-gel*) [Franz *Riegel*, German physician, 1843–1904]. A pulse which becomes smaller during expiration. **R.'s syndrome,** Riegel's disease; the association of tachycardia with troubles simulating asthma.

Riegler's test for albumin. 1. Calcium naphtholsulphonate, 8; citric acid, 8; dissolve in distilled water, 200; 10 Cc. of urine is mixed with 10 to 20 drops of the reagent. Traces of albumin are indicated by a turbidity; larger quantities by a precipitate. Quantitative determination may be made with an albuminometer. 2. Ten Gm. betanaphthalinsulphonic acid are well shaken with 200 Cc. water and filtered. A turbidity or precipitate on adding 20 to 30 drops of reagent to 5 to 6 Cc. of fluid indicates albumin. Sensitiveness, 1:40,000. Albumoses and peptones react in a similar manner, but the precipitate disappears on warming and reappears on cooling. **R.'s test for albumoses and peptones,** dissolve 5 Gm. paranitranilin in 25 Cc. of water and 6 Cc. concentrated sulphuric acid; add 100 Cc. water, then a solution of sodium nitrite 3 Gm. in 25 Cc. water, and make up to 500 Cc. with water. Filter and preserve in the dark. Mix 10 Cc. reagent with 10 Cc fluid to be tested, then add 30 drops 10% solution NaOH—if very small quantities of albumoses or peptones are present, a yellowish orange color develops; with notable quantities a blood-red, even the froth on shaking being red. On now adding excess of H_2SO_4 an orange or brownish precipitate forms. **R.'s test for aldehydes and glucose,** heat 0.1 Gm. phenylhydrazin hydrochloride, 0.5 Gm. crystal sodium acetate, and 1 Cc. sugar solution until dissolved. When near boiling-point add 20 to 30 drops 10% NaOH without shaking—in a few seconds to 5 minutes liquid becomes violet-red, even if there is but 0.005% sugar present. If no sugar present, color will be a slight pink. For sugar in urine, color must develop within one minute to afford physiological significance. Reaction also occurs with aldehydes, hence absence of these must be assured. According to Jolles, absence of albumin must also be assured. Reaction uninfluenced by uric acid or creatinin. **R.'s test for bile-pigments,** on adding an excess of paradiozonitranilin solution to an alkaline solution of bilirubin or biliverdin intensely colored reddish-violet flocks are precipitated, soluble in chloroform, alcohol, or benzine, and affording reddish-violet or violet solution. **R.'s test for nitrites,** 15 Cc. of the fluid to be examined is mixed in a test-tube with 0.02 to 0.03 Gm. of the naphthol reagent (equal parts naphthionic acid and pure betanaphthol) and 2 or 3 drops concentrated HCl, shaken, and 1 Cc. strong NH_3 poured down the side of the tube, while held in a slanting position; presence of nitrites is indicated by appearance of a red zone, and on shaking the whole solution turns red. **R.'s test for uric acid,** paranitranilin, 0.5 Gm.; water, 10 Cc.; pure concentrated H_2SO_4, 15 drops. Put into a glass flask of 150 Cc. capacity, and heat with agitation until dissolved. Water 20 Cc. is now added, the mixture cooled quickly, 2.5% $NaNO_2$ solution 10 Cc. is added, and diluted, after 15 minutes, with water 60 Cc. The mixture is shaken up repeatedly and filtered. The formation of a blue or green color on adding the reagent and 10% NaOH solution indicates presence of uric acid.

Rieux's hernia (*re-oo*). Retrocecal hernia

Riga's disease (*re'-gah*). Papillomatous ulceration of the frenum of the tongue, covered with a whitish, diphtheroid exudate.

Rigal's suture (*re-gal'*) [Joseph Jean Antoine *Rigal*, French surgeon, 1797–1865]. Twisted rubber suture for harelip operations.

Riggs's disease [John M. *Riggs*, American dentist, 1810–1885]. Pyorrhœa alveolaris. See *Fauchard's disease*.

right (*rīt*). Belonging to or located upon that side which, with mammals contains less of the heart and is on the east when the face is toward the north; dextral. **r.-brained,** having the speech-center in the right instead of the left hemisphere. **r.-eared,** preferring the dextral ear as the one with which to hear sounds. **r.-eyed,** preferring the dextral eye as the dominant one. **r.-eyedness,** dextrocularity, the condition of using the right eye with more expertness and correctness than the left. **r.-footed,** choosing the dextral foot as the one to guide and base action, from which to spring in beginning to march, in spading, etc. **r. hand,** see *dexter*. **r.-handed,** using the right hand with more freedom and effect than the left; preferring the right hand for the more expert or intellectual tasks. **r.-handedness,** the condition of being right-handed.

rigid (*rij'-id*) [*rigidus*, stiff]. Stiff, hard. **r. os,** see *rigidity, anatomical*.

rigiditas (*rij-id'-it-as*) [L.]. Stiffness; rigidity. **r. articulorum,** spurious ankylosis. **r. cadaverica,** rigor mortis.

rigidity (*rij-id'-it-e*) [*rigidus*, stiff]. Stiffness; inflexibility; immobility; tonic contraction of muscles. **r., anatomical** (*of the cervix uteri*), rigidity in which the cervix, though neither edematous nor tender, is not wholly effaced in labor, but retains its length and dilates only to a certain extent, beyond which the contractions of the uterus are without effect. **r., cadaveric,** rigor mortis **r., cerebellar,** rigidity of the spinal muscles, due to tumor of the middle lobe of the cerebellum. The head is drawn backward, the spine curved, and the arms and legs made rigid. **r., hemiplegic,** spastic rigidity of the paralyzed limbs in hemiplegia. **r., muscular,** see *Thomsen's disease*. **r., pathological** (*of the cervix uteri*), rigidity due to organic disease or cicatricial contraction. **r., post-mortem,** rigor mortis. **r., spasmodic** (*of the cervix uteri*), rigidity due to spasmodic contraction of the cervix.

rigor (*rī'-gor*) [*rigor*, from *rigere*, to be cold]. Chill. **r. mortis,** the muscular rigidity that occurs a short time after death, due to chemical changes resulting in coagulation of the muscle-plasma and the development of an acid reaction. **r. nervorum,** tetanus.

rima (*rī'-mah*) [L., *pl.*, *rimæ*]. A chink or cleft. **r. glottidis,** the cleft between the true vocal bands; the glottis **r. laryngis,** see *r. glottidis*. **r. oris,** the line formed by the junction of the lips. **r. palpebrarum,** the palpebral fissure. **r. pudendi,** the fissure between the labia majora. **r. respiratoria,** the space back of the arytenoid cartilages. **r. vocalis,** see *r. glottidis*. **r. vulvæ,** see *r. pudendi*.

Rimini's test for formaldehyde (*re'-min-e*). Add to the suspected fluid 3 drops of a dilute solution of phenolhydrazine hydrochloride and then 3 drops of a 5% aqueous solution of sodium nitroprusside; then an excess of a saturated aqueous solution of sodium hydroxide; then warm. An intense blue color, gradually changing to green and then to ashy gray follows in the presence of formaldehyde even in minute quantity.

rimose (*rī'-mōs*) [*rimosus*, full of chinks]. In biology, full of crevices or furrows.

rimous (*rī'-mus*) [*rima*, a cleft]. Having cracks, clefts, or fissures.

rimula (*rim'-ū-lah*) [dim. of *rima*, a chink]. A small cleft or fissure, especially of the spinal cord or the cerebellum.

rinderpest (*rin'-der-pest*) [Ger., "cattle-pest"]. An acute infectious disease of cattle, appearing occasionally among sheep and other ruminants.

Rindfleisch's granule-cells (*rint'-flish*) [Georg Eduard *Rindfleisch*, German physician 1836–1908]. Eosinophile leukocytes with granulations.

ring [ME.]. A circular opening or the structure surrounding it. See *annulus*. **r., abdominal,** see *abdominal*. **r.-bodies,** peculiar ring-shaped bodies found in the erythrocytes in pernicious anemia, leukemia, and lead-poisoning. **r. contraction,** see *Bandl*.

ringed hair, a very rare form of canities, in which the hairs are white or colored in rings or bands.

Ringer's solution (*ring'-er*) [Sidney *Ringer*, English physiologist, 1835–1910]. An artificial blood serum, in two strengths: 1. sodium chloride, 7.500; calcium chloride, 0.125; potassium chloride, 0.075; sodium bicarbonate, 0.125; distilled water, 1000. 2. Sodium chloride 9.00; calcium chloride,0.24; potassium chloride, 0.42; sodium bicarbonate, 0.30; distilled water, 1000. Each of these solutions is to be sterilized.

ringworm. Tinea trichophytina, a contagious disease of the skin due to a vegetable parasite, the trichophyton. See *tinea*.

Rinmann's sign of early pregnancy. Slender cords radiating from the nipple; they are considered to be hypertrophic acini of the glands.

Rinne's test (*rin'-neh*) [Heinrich *Rinne*, German otologist 1819–1868] A test to determine the condition of the various parts of the ear, performed by applying a vibrating tuning-fork first over the mastoid process, leaving it there until the patient seems no longer to hear the sound, and then as quickly as possible bringing it immediately in front of the external meatus, avoiding all contact with the head or ear. If the patient is then able to hear the sound of the tuning-fork once more, it indicates that the conduction through the air is better than through the bone.

rinolite (*ri'-no-lit*). See *rhinolith*.

riodine (*ri'-o-din*). Trade name of a 66% solution in oil of an iodized glyceric ester of ricinoleic acid; it contains about 17% of iodine.

Riolan's arch (*re-ol-on(g)*) [Jean *Riolan*, French physcian, 1580–1657]. The arch of the mesentery which is attached to the transverse mesocolon. **R.'s bouquet,** the muscular bundle attached to the styloid process and composed of the styloglossus, stylohyoid, and stylopharyngeus. **R.'s muscle,** the ciliary portion of th orbicularis palpebrarum **R.'s ossicles,** small bones sometimes found in the suture between the inferior border of the occipital bone and the mastoid portion of the temporal bone.

ripa (*rī'-pah*) [*ripa*, a bank]. The line formed by the reflection of the endyma upon any plexus or tela of the brain.

Ripault's sign (*re-po'*) [Louis Henri Antonin *Ripault*, French physician, 1807–1856]. A change in the shape of the pupil on pressure upon the eye, transitory during life, but permanent after death.

ripe (*rīp*). Mature, completed.

ripples (*rip'-els*). Scotch vernacular term for locomotor ataxia.

risiccol (*riz'-ik-ol*). A preparation containing chiefly castor oil and magnesia.

risidontrophy (*riz-id-on'-tro-fe*) [*βλζα*, a root]. The operation of drilling the root of a tooth.

risipola lombarda (*riz-ip-o'-lah lom-bar' -dah*). Synonym of *pellagra*.

risorius (*ri-so'-re-us*) [*ridere*, to laugh]. Laughing. **r. muscle.** See under *muscle*.

ristin. The monobenzoic acid ester of ethylene glycoll; it has been recommended in scabies.

risus (*ri'-sus*) [L.]. A grin or laugh. **r. caninus,** see *r. sardonicus*. **r. sardonicus,** the sardonic grin, a peculiar grinning distortion of the face produced by spasm of the muscles about the mouth, seen in tetanus.

Ritgen's method [Ferdinand August Marie Franz *Ritgen*, German physician, 1787–1867]. A method of manual deliver of the fetal head. It consists in lifting the head upward and forward through the vulva, between the pains, by pressure made with the tip of the fingers upon the perineum behind the anus close to the extremity of the coccyx.

Ritter's disease (*rit'-er*) [Gottfried *Ritter* von Rittersheim, German physician, 1820–1883]. Dermatitis exfoliativa of the newborn. **R.'s fiber,** a delicate fiber regarded as a nerve-fiber, seen in the axis of a retinal rod, near the peripheral end of which it forms a small enlargement. **R.'s law of contraction,** stimulation of a nerve occurs both at the moment of closing and of opening of the electric current. **R.'s tetanus,** tetanic contractions occurring on the opening of the constant current which has been made to pass for some time through a long section of a nerve. In man the phenomenon does not occur under physiologic conditions, but it is seen in tetany

Ritter-Rollet's phenomenon (*rit'-er rol-a'*) [Johann Wilhelm *Ritter*, German physicist, 1776–1810]. Flexion of the foot following the application of a mild galvanic current, and extension following that of a strong current.

Ritter-Valli's law. [Johann Wilhelm *Ritter*, German physicist, 1776–1810. Eusebio *Valli*, Italian physiologist, 1726–1816]. Section of a living nerve is followed by a gradual loss of irritability, preceded by a slight increase, the phenomenon taking place centrifugally from the divided end.

Rivallie's paste. A caustic made by adding concentrated nitric acid to lint.

rivalry (*ri'-val-re*) [*rivales*, near neighbors who used the same brook]. A struggle for supremacy. **r. of colors,** a rivalry of the visual fields of the two eyes, a different color being presented to each. **r. of contours,** a rivalry of the contours of two objects, one of which is presented to each eye, when they overlap in the binocular field of vision. **r., retinal,** see *r., strife*. **r., strife,** the alternate mastery of one or the other sensation, color, contour, etc., in the eyes when the fields of vision of the two eyes are incapable of being combined into one image. **r. of visual fields,** see *r., strife*.

Rivalta's test (*re-val'-tah*) [Sebastiano *Rivalta*, Italian veterinary surgeon]. *For differentiating exudate from transudate:* A drop of the fluid is allowed to fall into a solution of acetic acid (2 drops of glacial acetic acid to 100 Cc. of distilled water). If the drop sinks and leaves a turbidity the fluid is an exudate.

Riverius' draft (*rev-e'-re-us*) [Lazarus *Riverius*, French physician, 1589–1655]. A solution of sodium citrate.

Rivinian canals, R. ducts [Augustus Quirinus *Rivinus*, German anatomist, 1652–1723]. The ducts of the sublingual gland. **R. foramen.** See *Bochdaleh's Canal*. **R. glands,** the sublingual glands. **R. ligament.** See *Shrapnell's membrane*. **R. notch, R. segment,** a notch of irregular outline at the upper border of the sulcus tympanicus; it is marked at each end by a small spine.

Rivolta's disease. Actinomycosis.

rivulose (*riv'-ū-lōs*) [*rivulus*, a small stream]. In biology, marked with small sinuate lines.

rixolin (*riks'-ol-in*). A mixture of petroleum and light oil of camphor.

riziform (*riz'-if-orm*). Resembling grains of rice.

rizine (*ri'-zēn*). Rice that has been acted upon by superheated steam.

R. M. A. An abbreviation for *right mentoanterior position* of the fetus.

R. M. P. An abbreviation for *right mentoposterior position* of the fetus.

R. N. Abbreviation for *Registered Nurse*.

R. O. A. An abbreviation for *right occipito-anterior* position of the fetus.

roaring (*rōr'-ing*). A disease of horses that causes them to make a singular noise in breathing under exertion. The disease is due to paralysis and wasting of certain laryngeal muscles, usually of the left side, resulting in a narrowing of the glottis.

rob. A confection made of fruit-juice, especially of that of the mulberry.

Robert's pelvis (*ro-bair'*) [César Alphonse *Robert*, French surgeon, 1801–1862]. The transversely contracted or doubly synostotic pelvis; ankylosis of both sacroiliac synchondroses, the sacrum being absent or undeveloped.

Roberts' test for albumin [Sir William *Roberts*, English physician, 1830–1899]. Float the urine on the surface of a saturated common salt solution containing 5% of hydrochloric acid, of specific gravity 1.052. A white ring or zone formed between the two liquids indicates albumin. Roberts suggests that a mixture of 1 part strong nitric acid and 5 parts saturated magnesium sulphate solution may be employed also. **R.'s test for glucose in urine,** find the specific gravity of the urine at a known temperature by means of a urinometer supplied with a thermometer. Acidify slightly with tartaric acid, and add a piece of yeast the size of a pea, and shake. Let it stand in a warm place (20°–25° C.) for 24 hours. Filter through a dry filter and cool to the same temperature at which the specific gravity was previously taken. Take the specific gravity again. Every degree of density lost represents 1 gr. of glucose to the ounce of urine.

Robertson's pupil. See *Argyll Robertson pupil*.

robin (*ro'-bin*). A toxic albuminoid from the bark of the locust tree, *Robinia pseudacacia;* its action is similar to that of abrin and ricin.

Robin's myelopaxes (*ro-ban'*) [Charles Philippe *Robin*, French physician, 1821–1885]. Osteoclasts. **R.'s spaces,** small lymphatic spaces found between the outer and middle coats of an artery. **R.'s sympexion,** concretions found in the seminal vesicles.

robinol (*rob'-in-ol*) [Albert *Robin*, French physician]. Trade name of a preparation of the glycerophosphates of lithium, calcium, sodium,

iron, manganese and quinine, with $\frac{1}{16}$ gr. of strychnine glycerophosphate in each fluidounce; it contains no sugar.

Robinson's circle (*rob'-in-sun*) [Byron *Robinson*, American surgeon, 1857–1910]. An arterial anastomosis consisting of the following arteries: uterine, ovarian, abdominal aorta, common iliacs and internal iliacs.

Robinson's disease (*rob'-in-sun*) [Andrew Rose *Robinson*, American dermatologist, 1845–]. Hydrocystoma.

Robiquet's paste (*rob-e-ka'*) [Pierre Jean *Robiquet*, French physician, 1780–1840]. A caustic paste consisting of equal parts of zinc chloride and flour with gutta-percha. It is firm and tenacious.

robor (*ro'-bor*) [L.]. Strength.

roborant (*ro'-bor-ant*) [*robor*, strength]. 1. Tonic, strengthening. 2. A tonic or strengthening remedy.

roborat (*ro'-bor-at*) [see *roborant*]. An albuminous dietetic prepared from maize, containing lecithin and glycerinophosphoric acid.

roborin (*ro'-bor-in*). A grayish-green powder or brown mass, obtained from blood, and said to consist of water, 7.6 %, calcium carbonate, 10 23 %, common salt, 1.7 %, iron oxide, 0.49 %, other mineral substances, 1.28 %, albuminoids, 78.63 %; the last are principally calcic albuminates.

Robson's point (*rob'-sun*) [A. W. Mayo *Robson*, English surgeon]. A point one-third of the way on a line from the umbilicus to the right nipple; it is the point of greatest tenderness in inflammation of the gall bladder.

Roccella (*rok-sel'-ah*). A genus of plants of the *Roccelleæ*. *R. tinctoria* is the litmus-plant.

Rochelle salt (*ro-shel'*). Potassium and sodium tartrate.

rock fever. Malta fever.

rock oil. Trade name of petrolatum liquidum.

Rocky mountain fever. A form of fever occurring at high altitudes; mountain fever; and see *Texas fever*.

rod [ME.]. One of numerous slender bacillary structures, as in the retina. **r.-and-cone layer, r. and cones,** see under *retina*. **r.-granules,** cells of the outer nuclear layer of the retina; they are characterized by transverse striæ and give off processes connected with the nerve-fiber layer of the retina. **r.'s, retinal,** cylindrical bodies found in the rods and cones of the retina.

rodagen (*rod'-ah-jen*). A proprietary preparation of the milk of thyroidectomized goats, for use in exophthalmic goiter.

rodent ulcer. See *ulcer, rodent*.

rodonalgia (*rod'-on-al-je-ah*) [*ῥόδον*, rose; *ἄλγος*, pain]. Erythromelalgia.

rodostrophone (*ro-dos'-tro-fōn*). An instrument for transmitting articular sounds from the skull of one person directly to that of another.

Rodriguez' aneurysm (*rod-re'-ga*). Varicose aneurysm in which the sac is immediately contiguous to the artery.

Roederer's ecchymoses [Johann Georg *Roederer*, German obstetrician, 1727–1763]. See *Bayard s ecchymoses*. **R.'s obliquity,** flexion of the chin when the child is engaged at the superior pelvic strait during labor.

Roentgen rays (*rent'-gen*) [Wilhelm Konrad *Roentgen*, German physicist, 1845–1922]. See *rays, Roentgen*.

roentgenism (*rent'-gen-izm*) [Wilhelm Konrad *Roentgen*, German physicist, 1845–1922]. 1. The application of the Roentgen-rays in therapeutics. 2. Disease or disability from misuse of the Roentgen rays.

roentgenization (*rent-gen-iz-a'-shun*). Exposure or subjection to the action of Roentgen rays.

roentgenogram (*rent'-gen-o-gram*). A Roentgen-ray photograph; a skiagram.

roentgenograph (*rent'-gen-o-graf*). To make a roentgenogram.

roentgenography (*rent-gen-og'-ra-fe*). Same as skiagraphy, *q. v.*

roentgenologist (*rent-gen-ol'-o-jist*). One who is expert in the diagnosis and treatment by the Roentgen rays.

roentgenology (*rent-gen-ol'-o-je*) [*Roentgen rays; λόγος*, treatise]. The study of the roentgen rays.

roentgenometry (*rent-gen-om'-et-re*). Measurement of the penetrating power or of the quantity employed of the Roentgen rays.

roentgenoscope (*rent'-gen-o-skōp*). Same as fluoroscope, *q. v.*

roentgenoscopy (*rent-gen-os'-ko-pe*) [*Roentgen rays; σκοπεῖν*, to view]. Examination of solid bodies by means of Roentgen rays.

roentgenotherapy (*rent-gen-o-ther'-ap-e*) [*Roentgen rays; θεραπεία*, treatment]. The treatment of disease by means of the Roentgen rays.

Roentgen-rays. See *rays, Roentgen*.

roetheln. See *rubella*.

Roger's disease [Henri Louis *Roger*, French physician, 1811–1892]. The presence of a congenital abnormal communication between the ventricles of the heart. **R.'s symptom,** subnormal temperature during the third stage of tuberculous meningitis, regarded by Roger as pathognomonic of the disease.

Rokitansky's disease (*rok-it-an'-ske*) [Carl Freiherr von *Rokitansky*, Austrian pathologist, 1804–1878]. Acute yellow atrophy of the liver. **R.'s pelvis,** pelvic deformity due to spondylolisthesis. **R.'s tumor,** an ovarian tumor made up of a large number of cysts.

Rolandic (*ro-lan'-dik*) [Louis *Rolando*, Italian anatomist, 1773–1831]. Described by Rolando, as the *rolandic* fissure. **R. angle,** the acute angle formed by the fissure of Rolando with the superior border of the cerebral hemisphere. **R. area,** the excitomotor area of the cerebral hemispheres, comprising the ascending frontal and ascending parietal convolutions.

Rolando's arciform fibers [see *Rolandic*]. The external arcuate fibers of the oblongata. **R.'s cells,** the ganglion-cells found in Rolando's gelatinous substance. **R.'s fissure,** a fissure on the lateral aspect of the cerebrum extending downward from near the longitudinal fissure at about its middle point. It separates the frontal from the parietal lobe. The central fissure. **R.'s funiculus,** the lateral cuneate funiculus, a longitudinal prominence caused by Rolando's gelatinous substance on the surface of the oblongata, between the cuneate funiculus and the line of roots of the spinal accessory nerve. **R.'s gelatinous substance,** the elongated column which forms a continuation of the apices of the posterior horns of the spinal cord, extending from the lumbar portion of the cord upward into the pons. It consists of neuroglia and a number of ganglion-cells. **R.'s tubercle,** a mass of gray matter forming the upper termination of Rolando's funiculus. The fibers given off from its cells go to make up the sensory root of the trigeminus.

rolandometer (*ro-land-om'-et-er*). A device for locating on the head the place of the fissure of Rolando.

Roller's nucleus (*rol'-er*) [Christian Friedrich Wilhelm *Roller*, German physician, 1802–1878]. 1. A nucleus situated near the hilum of the olivary body of the oblongata; it is connected with the fibers of the anterolateral fundamental tract of the spinal cord. 2. An aggregation of small ganglion-cells situated anteriorly to the nucleus of the hypoglossal nerve.

roller-bandage. A bandage made into a cylindrical roll.

Rollet's chancre. One partaking of the characteristics of both simple and true chancre. **R.'s nerve-corpuscles,** see *Golgi's corpuscles.* **R.'s secondary substance,** see *Engelmann's lateral disc.*

Rollet's delomorphous cells [Alexander *Rollet*, Austrian physiologist, 1834–1903] Large, well defined cells between the membrana propria and the chief cells of the fundus glands of the gastric mucous membrane. They are supposed to secrete the hydrochloric acid. **R.'s stroma,** an insoluble, spongy network forming the structure of an erythrocyte, within the interstices of which is embedded the hemoglobin.

Rollier's method (*rol'-e-ah*) [A. *Rollier*, German physician]. Treatment of tuberculosis by heliotherapy.

Roman-Delluc's test for urobilin in urine. Shake 100 Cc urine with 20 Cc. chloroform, after acidulating with 8 to 10 drops acetic acid. Overlay 2 Cc. of clear chloroformic solution with 4 Cc. of 1 1000 solution zinc acetate in 95% alcohol. At the line of separation a characteristic green fluorescence will appear if urobilin is present, more easily recognized against a black background. On shaking, fluorescence is more marked and the mixture acquires a pink tint.

romanoscope (*ro-man'-o-skōp*). A speculum for examining the sigmoid flexure.

Rombergism (*rom'-berg-izm*). Romberg's sign.

Romberg's disease [Moritz Heinrich *Romberg*, German physician, 1795–1873]. Progressive facial hemiatrophy. **R.'s sign.** 1. Swaying of the body and inability to stand when the eyes are closed and the feet placed together; it is seen in tabes dorsalis, hereditary cerebellar ataxia, etc. It is also called the Brauch-Romberg symptom. 2. Neuralgic pain in the course and distribution of the obturator nerve, pathognomonic of obturator hernia. **R.'s spasm,** masticatory spasm, a spasm affecting the muscles supplied by the motor fibers of the fifth nerve. **R.'s trophoneurosis,** see *Romberg's disease.*

Romershausen's eye-water (*ro'-merz-how-zen*). A wash employed in chronic ophthalmic catarrh. It is a mixture of fennel water and tincture of fennel.

Rommelaere's law [Guillaume A. V. *Rommelaere*, Belgian physician, 1836–]. Constant diminution of the nitrogen, phosphates and sodium chloride in the urine in cases of carcinoma. **R.'s sign,** diminution of the normal phosphates and sodium chloride in the urine is pathognomonic of cancerous cachexia.

rongeur forceps (*rōng-zjur*). A strong pair of forceps for breaking off pieces of bone, especially in enlarging a trephine opening.

roof-cell. A nerve-cell of the roof-nucleus.

roof-nucleus. A nucleus in the roof of the fourth ventricle.

root. 1. The descending axis of a plant. 2. The part of an organ embedded in the tissues, as the *root* of a tooth. **r.-arteries,** the radicular vessels. **r. of a nerve,** one of two bundles of nerve-fibers, the anterior and posterior roots, joining to form a nerve-trunk. **r.-sheath,** the epithelium of the hair-follicle. **r.-zone,** the column of Burdach of the spinal cord.

R. O. P. An abbreviation for *right occipitoposterior position* of the fetus.

rophetic (*ro-fet'-ik*) [ῥοφητικός, given to sopping up]. A mechanical absorbent agent, as a dusting-powder, sponge, etc

rosa (*ro'-zah*) [L.]. A rose; see *rose.*

rosacea (*ro-za'-se-ah*). See *acne rosacea.*

rosalia (*ro-sa'-le-ah*). 1. Scarlatina. 2. Measles. 3. Erythema.

rosanilin, rosaniline (*ro-zan'-il-in*) [*rose; anilin*], $C_{20}H_{19}N_3O$. A colorless, crystalline derivative of aniline. It is used as the basis of various dyes **r. acetate, r. hydrochloride,** the red dye fuchsin.

rosary, rhachitic. See *rhachitic rosary.*

rose (*rōz*) [ῥόδον, from Ar., *ward*, a rose]. A genus of plants of the order *Rosaceæ.* **r.s, attar of,** see *r., oil of.* **r. catarrh,** see *hay-fever.* **r.-cold,** see *hay-fever.* **r., confection of** (*confectio rosæ*, U. S. P.), a confection prepared from the petals of the red rose (*rosa gallica*, U. S. P.). **r., dog-,** the common wild rose of Europe. The fruit (*rosæ caninæ fructus*, B. P.) is used in Europe as a vehicle. **r., fluidextract of** (*fluidextractum rosæ*, U. S. P.), used as an astringent and vehicle. Dose 1–2 dr. (4–8 Cc.). **r., honey of** (*mel rosæ*, U. S. P.), a syrup made of fluidextract of rose and clarified honey. Dose 1 dr. (4 Cc.) **r., oil of** (*oleum rosæ*, U. S. P.), a volatile oil distilled from the petals of *Rosa damascena*, and employed as a perfume and flavoring agent Syn., *attar of roses* **r. rash,** see *roseola.* **r., red** (*rosa gallica*, U. S. P.; *rosæ gallicæ petala*, B. P.), the dried petals are slightly astringent and tonic, but are chiefly employed as a vehicle. **r., syrup of** (*syrupus rosæ*, U. S. P.), a syrup made of fluidextract of rose, diluted sulphuric acid, sugar, and water. **r.-water** (*aqua rosæ*, U. S. P.). Dose 4 dr. (16 Cc.). **r.-water, ointment of** (*unguentum aquæ rosæ* U. S. P.), cold cream. **r.-water, triple** (*aqua rosæ fortior*, U. S. P.), stronger rose-water

Rose's biuret reaction for albumins. Alkalinize the albumin solution with soda-lye and add, drop by drop, with constant shaking, a dilute copper sulphate solution (17 or 18 Gm. crystallized cupric sulphate in 1 liter of water). The solution will become rose-red, then violet, and finally blue; the blue appears of a reddish tint when compared with a normal alkaline copper solution.

Rose's operation (*rōz*) [William *Rose*, English surgeon, 1847–]. Removal of the Gasserian ganglion, for the relief of trifacial neuralgia.

Rose's position. With head dependent over the end of the table.

rosein, roseine (*roz'-e-in, roz'-e-ēn*). Fuchsin.

roselia (*ro-sel'-ah*). See *rubella.*

rosemary (*rōz'-ma-re*) [*rosmarinus*, marine dew; from *ros*, dew; *marinus*, marine]. The *Rosmarinus officinalis*, a plant of the order *Labiatæ.* **r., oil of** (*oleum rosmarini*, U. S. P.), a volatile oil used as a stimulant and in rubefacient liniments. Dose 3–6 min. (0.2–0.3 Cc.). **r., spirit of** (*spiritus rosmarini*, B. P.) prepared from the oil and used as a perfume and in liniments.

Rossen' liniment. A liniment composed of oil of nutmeg, spirit of juniper, and oil of cloves.

Rosenbach's disease (*ro'-zen-bakh*) [Ottomar *Rosenbach*, German physician, 1851–1907]. A nodular enlargement, painful to the touch, of the dorsal aspect of the proximal ends of the last phalanges. The affection is regarded as identical with Heberden's nodes. **R.'s law,** in nerve lesions paralysis of the extensor muscles occurs earlier than paralysis of the flexors. **R.'s modification of Gmelin's test for bile-pigments,** when the liquid has all been filtered through a very small filter, apply to the inside of the filter a drop of nitric acid containing only a very little nitrous acid, when a pale yellow spot will form, surrounded by colored rings, which are yellowish-red, violet, blue, and green. **r.'s sign.** 1. Loss of the abdominal reflex in inflammatory intestinal diseases. 2. Tremor of the eyelids when the patient is asked to close them, often associated with insufficient closure of the lids. It is seen in neurasthenia. 3. Tremor of the upper lids in exophthalmic goitre when the eyes are gently closed. **R.'s syndrome,** a variety of paroxysmal tachycardia consisting in the association of cardiac, respiratory, and gastric troubles. **R.'s test for indirubin,** boil the liquid with nitric acid, and indigo-blue will be formed from indirubin.

Rosenbach-Semon's law. See *Semon's law.*

Rosenberg's method. By requiring the patient to read aloud a difficult passage, the production of the knee-jerk is facilitated.

Rosenheim's sign (*ro'-zen-hīm*). A friction-sound heard on auscultation over the left hypochondrium n fibrous perigastritis.

Rosenmueller's fossa (*ro'-zen-mū-ler*) [Johann Christian *Rosenmueller*, German anatomist, 1771–1820]. A depression behind the pharyngeal orifice of the Eustachian tube, frequently the seat of morbid growths. **R.'s gland.** 1. The palpebral portion of the lacrimal gland. 2. The largest of the group of deep subinguinal glands in the crural ring. **R.'s organ,** the parovarium, a vestige of the Wolffian body and duct. **R.'s valve,** a semilunar fold of the mucous membrane seen occasionally in the lacrimal duct above its junction with the lacrimal sac.

Rosenthal's canal (*ro'-zen-thal*) [Friedrich Christian *Rosenthal*, German anatomist, 1780–1829; Isidor *Rosenthal*, German physiologist, 1836–]. The spiral canal of the modiolus. **r.'s hyperacid vomiting,** the vomiting of very acid material, indicative of exaggerated secretion of HCl in the gastric juice; Rossbach's disease. **R.'s method of artificial respiration,** compression of the knees, hips, and spine in rapid succession in order to induce expiration; inspiration is favored by stretching the body. **R.'s sign,** the application of a strong faradic current to the sides of the vertebral column causes burning and stabbing pains in cases of spondylitis. **R.'s vein,** the basilar vein, a branch of Galen's vein.

roseola (*ro-se'-o-lah*) [*roseus*, rosy]. 1. Rose-rash, a name given to any rose-colored eruption. 2. Synonym of *rubella.* **r. cholerica,** an eruption sometimes appearing in cholera. **r., syphilitica,** an eruption of rose-colored spots appearing early in secondary syphilis. **r. typhosa,** the eruption of typhoid or typhus fever. **r. vaccinia,** a general rose-colored eruption sometimes occurring during vaccinia.

roséoles à verre bleu. Faint syphilides discovered by means of cobalt-blue glasses worn close to the eyes, before they are revealed to the naked eye.

roseolous (*ro-se'-o-lus*) [*roseus*, rosy]. Having the character of roseola.

Roser-Braun's sign. Absence of pulsations of the dura in cases of cerebral abscess, tumors, etc.

Roser-Nélaton's line. See *Nélaton's line.*

roset, rosette (*ro-zet'*). 1. See *karyokinesis.* 2. A congery of cells from the neuroepithelial layer of the retina described by Wintersteiner as a characteristic of glioma of the retina. They correspond to the external limiting membrane of the retina, with rudimentary rods and cones projecting into the central cavity.

rosin (*roz'-in*). The residue left after distilling off the volatile oil from turpentine. See also *resina.* **r. cerate** (*ceratum resinæ*, U. S. P.), a mixture of rosin, yellow wax, and lard. **r. cerate, compound** (*ceratum resinæ compositum*, U. S. P.), a mixture of rosin, yellow wax, prepared suet, turpentine, and linseed-oil.

Rosin's test for indigo-red. Render the liquid alkaline with sodium carbonate and extract with ether, which is colored red by the indirubin.

rosinol (*roz'-in-ol*). See *retinol.*

rosin-weed, Compass plant. The plant *Silphium laciniatum* secretes an oleo-resin commonly used as a chewing-gum. Tonic, alterative, and emetic. Dose of fld. ext. ʒ ss-j.

rosmarinus (*roz-ma-rī'-nus*). See *rosemary.*

rosolene (*roz'-o-lēn*) [*rosin*, a variation of *resin; oleum*, oil]. The oily distillate of colophony.

rosolic acid (*ro-zol'-ik*), $C_{19}H_{16}O_3$. A substance used as a test for acids and alkalies: acids decolorize it; with alkalies it gives a red color.

Ross, cycle of. That phase of development of *plasmodium malariæ* which occurs in the mosquito. See *Golgi, cycle of.*

Ross's in vitro method. A method of studying, under the microscope, reproduction and other phenomena in living cells on glass slides covered with nutrient jelly.

Rossbach's disease (*ros'-bahk*) [Michael Joseph *Rossbach*, German physician, 1842–1894]. Gastroxynsis; a neurosis of the stomach attended with paroxysmal hypersecretion.

Rossell's test for blood in the stools (*ros-el'*) [Otto *Rossell*, Swiss physician]. To an ethereal extract of the feces are added oil of turpentine and solution of aloin. In the presence of blood the mixture assumes a red color.

rostellum (*ros-tel'-um*) [dim. of *rostrum*]. A little beak, especially the hook-bearing portion of the head of certain worms.

rostral (*ros'-tral*) [*rostrum*, beak]. 1. Pertaining to or resembling a rostrum. 2. See *cephalic.*

rostrate (*ros'-trāt*) [*rostrum*]. Furnished with a beak or beak-like process.

rostriform (*ros'-tri-form*) [*rostrum*, beak; *forma*, form]. Shaped like a rostrum.

rostrum (*ros'-trum*) [L.]. A beak; a projection or ridge. **r. corporis callosi,** the anterior tapering portion of the corpus callosum. **r. sphenoidale,** the vertical ridge on the inferior aspect of the body of the sphenoid bone, which is received in the upper grooved border of the vomer. Syn., *beak of the sphenoid.*

rot 1. To suffer putrefactive fermentation. 2. Decay; decomposition. 3. A disease of sheep. **r. potato-.** See *mildew.*

rotary (*ro'-ta-re*) [*rotation*]. Producing or characterized by rotation. **r. joint,** a pivot joint.

rotate (*ro'-tāt*) [*rotare*, to revolve]. Wheel-shaped. In dentistry, the term implies the turning of a tooth on its axis. **r.-plane**, in biology, wheel-shaped and flat.

rotating (*ro-ta'-ting*) [*rotare*, to revolve]. Revolving. **r. devices**, appliances, for correcting torsion of single-rooted teeth.

rotation (*ro-ta'-shun*) [*rotare*, to turn, from *rota*, a wheel]. 1. The act of turning about an axis passing through the center of a body, as *rotation* of the eye, *rotation* of the arm. 2. In dentistry, the operation by which a tooth is turned or twisted into its normal position. **r. joint**, a lateral ginglymus. **r.-stage of labor**, one of the stages of labor consisting in a rotatory movement of the fetal head or other presenting part, whereby it is accommodated to the birth-canal. It may be internal, occurring before the birth of the presenting part, or external occurring afterward. **r., specific**, the rotation as shown by a polariscope (and expressed in degrees) which is afforded by 1 Gm. of a substance dissolved in 1 Cc. of water in a tube 1 decimeter in length. **r., wheel**, of Helmholtz, the tilting of the vertical meridians of the eye.

rotator (*ro-ta'-tor*) [see *rotation*]. Anything, especially a muscle, that produces rotation.

Rotch's sign [Thomas Morgan *Rotch*, American physician, 1848–]. Dulness on percussion in the right fifth intercostal space in pericardial effusion.

Roth's disease, R.'s symptom-complex. "Meralgia paræsthetica." See *Bernhardt's paresthesia*. **R.'s spots**, white spots resembling those of albuminuric retinitis, seen near the optic disc and the macula in cases of septic retinitis. **R.'s vas aberrans**, an inconstant diverticulum of the middle portion of the rete testis.

rötheln (*ret'-eln*). See *rubella*.

Rothera's test a method for finding acetone bodies in the urine.

rottlera (*rot-le'-rah*). See *kamala*.

rottlerin (*rot'-ler-in*), $C_{22}H_{20}O_6$. A bitter principle from kamala; used as an anthelmintic.

rotula (*rot'-ū-lah*) [dim. of *rota*, a wheel]. 1. The patella. 2. A troche or lozenge.

rotulad (*rot'-ū-lad*) [*rotula*; *ad*, towards]. Toward the patella.

rotular (*rot-ū-lar*) [*rotula*, a little wheel]. Of or pertaining to the patella, *e. g.*, the patellar aspect of a limb; opposed to *popliteal*

Rouge's operation (*roozh*) (*for access to the nasal cavities*). See under *operations*.

Rouget's bulb. (*roo-zha'*) [Antoine D. *Rouget*, French physiologist]. The bulb of the ovary, a plexus of veins lying on the surface of the ovary and communicating with the uterine and pampiniform plexuses. **R.'s cells**, branched cells on the external wall of capillaries, which by their contraction can alter the lumen of the capillaries. **R.'s motorial end-plates**, small cellular elements connected, within the sarcolemma, with the endings of motor nerves. **R.'s muscle**, see *Mueller's muscle* (1).

Roughton's band. Collapse, from atrophy of the tissues, of the zone corresponding to the junction of the alæ nasi with the lateral cartilages. The resulting contact of this zone with the septum causes obstruction during inspiration

Rougnon-Heberden's disease (*roon-yong'-heb'-erden*) [Nicholas François *Rougnon*, French physician, 1727–1799; William *Heberden*, English physician, 1710–1801]. Angina pectoris.

rouleau (*roo-lō*) [Fr.; pl., *rouleaux*]. A roll, especially a roll of red blood-corpuscles, resembling a roll of coins.

round ligament. 1 One of the ligaments of the uterus passing through the inguinal canal. 2. One of the ligaments of the liver lying in the longitudinal fissure. 3. One of the ligaments of the hip-joint—ligamentum teres.

rounding (*rown'-ding*). A term given to that propensity manifested by certain hypochondriac individuals to run the round of all the free dispensaries in a vicinity. Such patients are termed "rounders."

roundworm. The ascaris.

roup (*roop*). An infectious respiratory disease of fowls.

Roussel's sign (*roo'-sel*). A sharp pain caused on light percussion, in the subclavicular region between the clavicle and the third or fourth rib, originating 3 to 4 cm. from the median line and extending to and beyond the shoulder and the supraspinal fossa; it is observed in incipient tuberculosis.

Rousselot's caustic (*roos-lo'*). A compound of arsenic trioxide 1, mercuric sulphide 5, and burnt sponge 2 parts.

routinist (*roo-te'-nist*) [*route*, a beaten path] A physician who does not deviate in his treatment from an unvarying routine

Roux's serum (*roo*) [Pierre Paul Emile *Roux*, French bacteriologist, 1853–] An antitetanic serum. **R.'s unit**, one mil of an antitoxic (antitetanic) serum should be sufficient to protect 1,000,000 Gm of guinea-pig against the minimum lethal dose of tetanus toxin.

Roux's sign of suppurative appendicitis (*roo*). On palpation the empty cecum presents a special soft resistance comparable to that of a wet pasteboard tube.

Rovighi's sign. Hydatid fremitus; a thrill observed on combined palpation and percussion in cases of superficial hydatid cyst of the liver.

Rovsing's sign (Niels Thorkild *Rovsing*, Danish surgeon, 1862–]. Pressure on the descending colon at a point corresponding to McBurney's point will, in case of appendicitis, cause pain at McBurney's point.

R. Q. Abbreviation of **Respiratory Quotient.**

R. S. A. An abbreviation for *right sacroanterior* position of the fetus.

R. S. B. Abbreviation for *regimental stretcher bearer*.

R. S. P. An abbreviation for *right sacroposterior* position of the fetus.

Ru. Chemical symbol for ruthenium.

rubber (*rub'-er*). The *elastica* of the U. S. P. The prepared milk-juice of several species of *Hevea*. Syn., *caoutchouc*; *India-rubber*; *Para rubber*. **r.-dam**, a sheet of rubber used to confine the flow of secretions or of discharges from a wound. **r. tissue**, gutta-percha in sheets.

rubedo (*roo-be'-do*) [*ruber*, red]. Any diffused redness of the skin

rubefacient (*roo-be-fa'-she-ent*) [*ruber*; *facere*, to make]. 1. Causing redness of the skin. 2. An agent that causes redness of the skin

rubefaction (*roo-be-fak'-shun*). Redness of the skin due to the action of a counterirritant.

rubella (*roo-bel'-ah*) [dim. of *rubeola*]. An acute contagious eruptive disease, of short duration and mild character. After a period of incubation varying from one to three weeks, the disease sets in abruptly with pains in the limbs, sore throat, and slight fever. The eruption appears

at the end of the first day, and consists of red papules, and disappears usually without desquamation in about three days. The disease is associated with enlargement of the superficial cervical and posterior auricular glands. Syn., *epidemic roseola; French measles; German measles; rötheln.*

rubeola (*roo-be'-o-lah*). See *measles.* **r. notha** same as *rubella.*

rubeolin (*roo-be'-ol-in*) [*rubeola*]. A name given to the specific toxin of measles.

ruber (*roo'-ber*) [L.]. Red.

rubescence (*roo-bes'-ens*) [*rubescere*, to become red]. Blushing; redness of countenance or complexion.

rubescent (*roo-bes'-ent*) [*rubescere*, to become red]. Growing red.

rubia (*roo'-be-ah*). The *Rubia tinctorum* or dyers' madder, containing the coloring principles alizarin and purpurin. It is used as a dye.

rubidium (*roo-bid'-e-um*) [*rubidus*, red]. A rare alkaline metal resembling potassium in physical and chemical properties, its salts are used in medicine. See *elements, table of.*

rubiginous (*roo-bij'-in-us*) [*rubiginosus*, rusty]. Rust-colored.

rubigo (*roo-bi'-go*) [L.]. Rust

rubijervine (*roo-bij-er'-vin*) [*rubeus*, red; *jerva*, green hellebore root]. $C_{28}H_{43}NO_2$ An alkaloid of veratrum album.

rubin (*roo'-bin*). Synonym of *fuchsin.*

Rubin's test (*roo'-bin*) Transuterine insufflation of the Fallopian tubes with carbon dioxide; to test the patency of the tubes.

Rubner's test for carbon monoxide in the blood (*roob'ner*) [Max *Rubner*, German physiologist, 1854–]. Agitate the blood with 4 or 5 volumes of solution of lead acetate for one minute. If the blood contains CO, it will retain its bright color; if it does not, it will turn chocolate-brown. **R.'s test for glucose,** add to the liquid an excess of lead acetate; filter, and add to the filtrate ammonium hydrate until no further precipitate is produced. Warm gently, when the precipitate will gradually become pink; this color decreases on standing.

rubor (*roo'-bor*) [L.]. Redness or discoloration due to inflammation. **r., regional,** isolated spots which become red, with elevation of temperature, observed after local cyanosis.

rubrescin (*roo-bres'-in*). A combination of resorcinol, 50 Gm., and chloral hydrate, 25 Gm It is used in 1% solution as an indicator for alkalimetry and acidimetry.

rubrin (*roo'-brin*). See *hematin.*

rubrol (*roo'-brol*). A solution used by injection in gonorrhea, and said to consist of boric acid, thymol, and a coal-tar derivative in water.

rubrospinal tract. Monakow's bundle.

rubrum (*roo'-brum*) [*ruber*, red]. The preferred name for the nucleus ruber.

rubus (*roo'-bus*) [L.]. Blackberry. A genus of plants of the order *Rosaceæ.* The *rubus* of the U. S. P is the dried bark of the rhizome of *R. villosus, R nigrobaccus* and *R. cuneifolius.* It is used as an astringent tonic in diarrhea. Dose 20–30 gr. (1.3–2 0 Gm.). **r., fluidextract of** (*fluidextractum rubi* U. S. P.). Dose ½–1 dr. (2–4 Cc). **r., syrup of** (*syrupus rubi*, U. S. P.). Dose 1–2 dr. (4–8 Cc.). The fruit of *R. idæus*, the raspberry, is used to prepare *syrupus rubi idæi*, which is used as a tonic.

ructation (*ruk-ta'-shun*). See belching.

ructus (*ruk'-tus*) [L.]. A belching of gas from the stomach. **r. hystericus,** hysteric belching, the gas escaping with a loud, sobbing, gurgling noise.

rudimentary (*roo-dim-en'-ta-re*) [*rudimentum*, a rudiment]. Undeveloped; unfinished.

rudimentum [L.; *pl., rudimenta*]. A rudiment.

rue (*roo*) [*ῥυτή*, rue]. A plant, *Ruta graveolens*, of the order *Rutaceæ*, yielding an oil (*oleum rutæ*, B. P.) which is a local irritant and has been employed in amenorrhea and menorrhagia. Dose 2–5 min. (0.13–0.32 Cc.).

Ruffini's end organs (*roof-fe'-ne*) [Angelo *Ruffini*, Italian anatomist]. Small bodies found in the skin where Pacinian corpuscles exist; they are made up of the terminal arborizations of a nerve and a fibrous framework.

Rufus's pills. Pills of aloes and myrrh.

ruga (*roo'-gah*) [L ; *pl* , *rugæ*]. 1. A wrinkle, furrow, crease, or ridge, as *e. g.*, in the mucosa of the stomach, vagina, etc. 2. A fold of pia on the ental surface of the piarachnoid. **rugæ, palatal,** the elevations upon the mucous covering of the hard palate; they assist in speech and deglutition.

Rugby knee (*rug'-be*) [*Rugby*, an English public school]. Same as Schlatter's disease, *q. v.*

rugine (*roo-zhēn'*) [French]. Raspatory, periosteum elevator.

rugitus (*roo-gi'-tus*). See *bombus.*

rugose (*roo'-gōs*) [*ruga*]. Characterized by folds.

rugosity (*roo-gos'-it-e*) [*ruga*]. A condition of being in folds.

rugous (*roo'-gus*). See *rugose.*

Ruhmkorff's coil (*room'-korf*) [Heinrich Daniel *Ruhmkorff*, German physicist, 1823–1887]. An induction coil.

rum [abb. from ME. *rumbooze*, alcoholic liquor]. A spirit obtained from the molasses of the sugarcane by fermentation and distillation.

rumbling (*rum'-bling*). See *borborygmus.*

rum-blossom, a pimple on the nose caused by excessive drinking; rum-bud; acne rosacea. **r.-bud,** see **r.-blossom.**

rumen (*roo'-men*) [L.]. The first stomach of ruminants, also called the paunch, from which the food is returned to the mouth for remastication.

rumenotomy (*roo-men-ot'-o-me*) [*rumen*, the gullet; *τέμνειν*, to cut]. Incision of the rumen or paunch of an animal.

rumex (*roo'-meks*) [L.]. Yellow dock, a genus of plants of the order *Polygonaceæ.* The root of *R. crispus* is astringent and tonic, and has been employed externally and internally in various diseases of the skin. Dose of the *extract* 1 dr. (4 Cc.).

rumicin (*roo'-mis-in*). Chrysophanic acid.

rumin (*roo'-min*) [*rumex*]. A precipitate from a tincture of the root of *Rumex crispus.* It is antiscorbutic, alterative and astringent.

ruminant (*roo'-min-ant*). An animal that chews the cud.

rumination (*roo-min-a'-shun*). See *merycism.*

Rummo's disease (*room'-mo*) [Gaetano *Rummo*, Italian physician]. Cardioptosis.

rump [Icel., *rumpr*]. The region near the end of the backbone; the buttocks or nates.

Rumpel-Leede sign (*room'-pel-la'-deh*) [O. *Rumpel*, C. *Leede*, German physicians]. A bandage is placed half way up the arm, drawn tight enough to produce a decided blue discoloration of the forearm, and left in place from three to eight minutes; petechiæ then appear on the anterior surface of the elbow joint. It is observed in scarlet fever and other exanthemata.

Rumpf's sign [Theodor *Rumpf*, German physician, 1851–]. Fibrillary twitching of muscles in traumatic neurosis.

run. In pathology, to discharge pus or purulent matter from a diseased part. **r.-around,** see *paronychia.*

Runeberg's type of pernicious anemia (*roo'-na-berg*) [Johan Wilhelm *Runeberg*, Finnish physician, 1843–1918]. A form of pernicious anemia with remissions.

Runge's method (*roon'-geh*). A method of dressing the umbilical cord. The stump is powdered with a mixture of boric acid and starch, one part to three.

Ruotte's operation (*roo-ot'*). Inserting the cut end of the internal saphenous vein into the peritoneal cavity, in cases of ascites.

r-unit. See under *unit.*

rupia (*roo'-pe-ah*) [ῥύπος, filth]. A form of eruption occurring especially in tertiary syphilis, and characterized by the formation of large, dirty-brown, stratified, conic crusts.

rupial (*roo'-pe-al*) [*rupia*]. Resembling or characterized by rupia.

rupophobia (*roo-po-fo'-be-ah*). See *rhypophobia.*

Ruppell's serum (*roop-el*). A serum prepared from several strains of meningococcus; used in cerebrospinal meningitis.

ruptio (*rup'-she-o*) [*rumpere*, to break]. Rupture of a vessel or organ.

rupture (*rup'-tūr*) [*rumpere*, to break]. 1. A forcible tearing of a part, as *rupture* of the uterus, *rupture* of the bladder. 2. Hernia.

ruptured (*rup'-tūrd*) [*rumpere*, to break]. Burst; affected with hernia.

Rusconi's anus (*roos-ko'-ne*) [Mauro *Rusconi*, Italian biologist, 1776–1849]. The blastopore.

Russell's bodies [William *Russell*, Scotch physician]. Fuchsin bodies. Roundish colloid or hyaline bodies, of varying size, found in a variety of conditions, notably in carcinomatous growths and certain morbid changes of the mucosa of the nose and stomach.

Russian oil. A pure petroleum, odorless and tasteless, and said to have been refined in Russia.

Russo's reaction (*roos'-so*) [Mario *Russo*, Italian physician]. To 4 or 5 Cc. of the patient's urine add four drops of a 0.1% aqueous solution of methylene blue; mix well and examine against the light; a mint or emerald green coloration is positive, but a bluish tinge renders the test negative. The reaction is said to be positive in typhoid, smallpox, measles, and advanced tuberculosis.

russol (*rus-ol'*). Trade name of liquid petrolatum.

russolax (*rus'-o-laks*). Trade name of a Russian oil which is distilled and refined in England.

rust [AS.]. 1. The oxide and hydroxide of iron formed on the surface of iron exposed to the air. 2. A disease common on cereals, causing rust-like masses to break out on the plant.

Rust's disease [Johann Nepomuk *Rust*, German physician, 1775–1840]. Tuberculous spondylitis affecting the first and second cervical vertebræ. **R.'s symptoms,** at every change of position of the body a patient suffering from caries or carcinoma of the upper cervical vertebræ supports his head with the hand.

rusty (*rus'-te*). Of the nature or appearance of rust. **r. expectoration,** the common name for the usual form of expectoration in croupous pneumonia, due to the presence of a small amount of blood in the sputa.

rut (*rut*) [OF., "a roaring"]. 1. The state of concomitant menstruation and ovulation in the lower animals. 2. The condition of a male animal in which it is capable of inseminating.

ruta (*roo'-tah*). See *rue.*

ruta graveolens. Rue; the leaves are used as an emmenagogue.

ruthenium (*roo-the'-ne-um*) [*Ruthenia*, a province of Russia]. A rare metal of the platinum group. Symbol, Ru; atomic weight, 101.7. Little is known of its medicinal properties. See *elements, table of.*

Rutherford's solution. A decalcifying and hardening solution for tissue-specimens: chromic acid 1 gm., water 200 Cc.; then add 2 Cc. nitric acid.

rutidosis (*roo-tid-o'-sis*) [ῥυτίς, a wrinkle]. A wrinkling; the contraction or puckering of the cornea that just precedes death.

rutin (*roo'-tin*) [*ruta*, rue]. A crystalline neutral substance obtained from the leaves of rue.

Ruysch's glomerulus (*rīsh*) [Fredericus *Ruysch*, Dutch anatomist, 1638–1731]. See *Malpighian tuft.* **R.'s membrane,** the middle or capillary layer of the choroid. **R.'s tube,** a minute tubular cavity in the nasal septum, opening by a small, round orifice a little below and in front of the nasopalatine foramen. It is best seen in the fetus, and represents the rudimentary homologue of Jacobson's organ. **R.'s uterine muscle,** the muscular tissue of the fundus uteri; it was believed by Ruysch to act independently of the rest of the uterine muscle.



FREDERICUS RUYSCH.

ryalfa (*ri-al'-fah*). A syrup containing corn syrup, cane sugar and alfalfa extract.

rye (*rī*) [AS., *ryge*]. The plant *Secale cereale* and its grain. The grain is used in the manufacture of bread.

rye asthma, a form of hay-fever occurring at the time of the flowering rye. **r., ergot of,** see *ergot.* **r., spurred,** same as *ergot.*

rypia (*ri'-pe-ah*). See *rupia.*

rytidosis corneæ. See *rutidosis.*

ryzon (*ri'-zon*). A baking powder containing monosodic phosphate

S

S. 1. The chemical symbol of *sulphur*. 2. An abbreviation in prescriptions, of *signa*, sign or label. 3. Abbreviation of *spherical* (*lens*). **S romanum**, the sigmoid flexure of the colon.

s. Abbreviation of *sinister*, left; also of *semis* half (usually *ss*).

Sa. The chemical symbol of *samarium*.

sabadilla (*sab-ad-il'-ah*). Cevadilla; *Schœnocaulon officinale* (*Asagræa officinalis*), a plant of the order *Melanthaceæ*, containing the alkaloids veratrine, sabadine, and sabadinine. It is an emetocathartic, and was formerly used as a teniacide and to destroy vermin in the hair.

sabadine (*sab'-ad-ēn*). $C_{29}H_{51}NO_8$ (Merck). An alkaloid from the seeds of *Schœnocaulon officinale*, occurring in white, acicular crystals, soluble in water, alcohol, and ether; melts at 240° C. Sternutatory.

sabal (*sab'-al*). Saw-palmetto. The *sabal* of the U. S. P. is the partly dried ripe fruit of *Serenoa serrulata*. A fluidextract has been recommended in inflammations of the genitourinary tract, atonic impotence, and in bronchitis and pulmonary tuberculosis. Dose 1–2 dr. (4–8 Cc.).

sabalol (*sab'-al-ol*). A substance prepared from active principles of saw-palmetto (*Serenoa serrulata*).

Sabbatia (*sab-a'-she-ah*) [after Liberatus *Sabati*, an Italian botanist]. A genus of the order *Gentianeæ*. *S. angularis* is the American centaury.

sabbattin (*sab'-at-in*). A glucoside obtained from *Sabbatia elliottii*, quinine flower; it is antiperiodic and antipyretic.

saber shin. Term applied to the anterior border of the tibia, which has a sharp convex edge; found in hereditary syphilis.

sabina (*sa-bi'-nah*). See *savin*.

Sabouraud's glucose agar (*sab-oo-ro'*). A culture medium composed of peptone, 10 Gm.; glucose, 40 Gm.; agar, 18 Gm.; and water, 1000 Cc.

sabromine (*sab-ro'-mēn*). Trade name of a preparation of calcium, bromine and behenic acid; used as bromides in general.

sabulous (*sab'-ū-lus*) [*sabulum*, sand]. Gritty; sandy.

sabulum conarii (*sab'-ū-lum ko-nar'-e-i*) [L., sand of the conarium]. A sandy substance contained in the pineal gland.

saburra (*sab-ur'-ah*) [L., "coarse sand"]. Foulness of the stomach or of the tongue or teeth; sordes.

saburral (*sab-ur'-al*) [*saburra*]. 1. Pertaining to or affected with saburra. 2. Resembling or pertaining to coarse sand.

sac (*sak*) [*saccus*, a bag]. The bag-like bulging or covering of a natural cavity, hernia, cyst, or tumor. **s.s, air-**, the air-cells of the lung. **s., allantoid**, synonym of *allantois*. **s., amniotic**, the amnion. **s.s, auditory**, the rudimentary organs of hearing of the embryo of certain vertebrates. **s., conjunctival**, that formed by reflection of the palpebral conjunctiva. **dental**, see *dental sac*. **s., dorsal**, a recess between the epiphysis cerebri and the roof of the third ventricle. Syn., *suprapineal recess*. **s., embryonic**, the sac-like stage of the embryo, which it presents early in its development, just after the abdominal plates have closed. **s., endolymphatic**, a sac of the dura included in the aqueduct of the vestibule. See under *duct, endolymphatic*. **s. of the epididymis**, the visceral layer of the tunica vaginalis covering the epididymis. **s., epiploic**, see *sac, omental*. **s., fetal**. See *s., gestation-*. **s., gestation-**, the sac inclosing the embryo in ectopic pregnancy. **s., hernial**, the peritoneal covering of a hernia. **s., lacrimal**, the dilated upper portion of the lacrimal duct. **s., omental**, the sac formed between the ascending and descending portions of the great omentum. **s., pericardial**, the pericardium. **s., peritoneal**, the cavity formed by the peritoneal serous membrane. **s., pleural**, the cavity formed by the pleura. **s. of the pulmonary veins**, the left auricle of the heart. **s., serous**, the closed cavity formed by any serous membrane. **s., tubotympanic**, the diverticulum of the primitive gut forming the tympanic cavity and the Eustachian tube. **s., umbilical**, the umbilical vesicle. **s. of the venæ cavæ**, the right auricle of the heart. **s., vitelline**, the sac inclosing the vitellus or yolk in the embryo.

saccade (*sak-ahd'*) [F., *saccade*, pull, draw]. The involuntary jerk of deglutition.

saccaneurysma (*sak-an-ū-riz'-mah*) [*σάκκος*, bag; *εὐρύνειν*, to dilate]. A sacculated aneurysm.

saccate, saccated (*sak'-āt, sak'-a-ted*) [*saccus*, a sac]. Sac-shaped; contained in a sac; encysted.

saccharate (*sak'-ar-āt*). A salt of saccharic acid.

saccharated (*sak'-ar-a-ted*)[*saccharin*]. Containing sugar. **s. ferrous carbonate** (*ferri carbonas saccharatus*, U. S. P.). Dose 4 gr. (0.25 Gm.).

saccharephidrosis (*sak-ar-ef-id-ro'-sis*) [*σάκχαρον*, sugar; *ἐφιδρῶσις*, ephidrosis]. A form of hyperidrosis characterized by the excretion of sugar in sweat.

saccharic (*sak-ar'-ik*). Pertaining to or obtained from sugar.

saccharide (*sak-ar'-id*) [*σάκχαρον*, sugar]. A compound of a base with sugar. A sucrate. See *casein saccharide*.

sacchariferous (*sak-ar-if'-er-us*) [*saccharum*, sugar; *ferre*, to bear]. Containing or producing sugar.

saccharification (*sak-ar-if-ik-a'-shun*) [*saccharin; facere*, to make]. The act of converting into sugar.

saccharimeter (*sak-ar-im'-et-er*) [*saccharin; μέτρον*, a measure]. An apparatus for determining the amount of sugar in solutions, either in the form of a hydrometer, which indicates the strength in sugar by the specific gravity of the solution; or of a polarimeter, which indicates the strength in sugar by the number of degrees of rotation of the plane of polarization. **s. test**, a solution of dextrose rotates the plane of polarized light to the right.

saccharimetry (*sak-ar-im'-et-re*) [*saccharum*; *μέτρον*, measure]. The operation or art of ascertaining the amount or proportion of sugar in solution in any liquid.

saccharin (*sak'-ar-in*) [*σάκχαρον*, sugar], $C_7H_5SO_3N$. A crystalline substance nearly 280 times sweeter than cane-sugar, and used as a substitute for the latter in diabetes. It is also employed as an antiseptic. Syn., *benzoyl sulphonicimide; glucusimide; glusside; orthosulphaminbenzoic anhydride; saccharinol; saccharinose; sycose; zuckerin.* **s.-sodium**, a soluble powder containing 90 % of saccharin; used as an intestinal antiseptic. Dose 15 gr. (1 Gm.) once or twice daily. **s. soluble.** Same as *sodium saccharin.*

saccharine (*sak'-ar-in*) [*saccharum*]. Containing sugar; sugary; as sweet as sugar.

saccharins (*sak-ar'-ins*). A name given to the lactones of the saccharic acids.

saccharobacillus (*sak-ar-o-bas-il'-us*). See *bacillus pasteurianus*, in *table of bacteria.*

saccharobiose (*sak-ar-o-bi'-ōs*). A disaccharid, with the formula $C_{12}H_{22}O_{11}$.

saccharogalactorrhea, saccharogalactorrhœa (*sak-ar-o-gal-ak-tor-e'-ah*) [*saccharum*; *γάλα*, milk; *ῥοία*, a flow]. The excretion of an excess of sugar with the milk.

saccharogen (*sak'-ar-o-jen*) [*σάκχαρον*, sugar; *γεννᾶν*, to produce]. A material found in milk and convertible into lactose. A glucoside

saccharoids (*sak'-ar-oidz*). Non-fermentable sugars.

saccharometabolic (*sak-ar-o-met-ab-ol'-ik*). Pertaining to the metabolism of sugar.

saccharometabolism (*sak-ar-o-met-ab'-ol-izm*). The metabolism of sugar.

saccharometer (*sak-ar-om'-et-er*). See *saccharimeter.*

Saccharomyces (*sak-ar-o-mi'-sēz*) [*saccharum*; *μύκης*, a fungus]. A genus of unicellular vegetable organisms, of which the yeast-plant is a common example **S. albicans,** same as *Oïdium albicans*, the fungus of thrush. **S. cerevisiæ,** the ferment of beer-yeast. **S. granulomatosus,** Sanfelice (1898) obtained from granulomatous nodule of a pig. Inoculated in swine, it produced similar lesions, but was not pathogenic to other animals. **S. lithogenes,** Sanfelice (1895), from a carcinomatous metastasis in an ox, the primary tumor occurring in the liver. It killed white mice in 8 days after subcutaneous inoculation. **S. neoformans,** Sanfelice (1895), isolated from fermenting grape-juice. It produced nodules in all organs of guinea-pigs except brain, heart, and suprarenals; death occurred in 20 to 30 days after inoculation. He emphasized the similarity of the organisms to the so-called coccidia of cancers. **S. niger,** isolated from the tissue of a guinea-pig which died of marasmus. It produced enlargement of lymph-glands and suppuration at the point of inoculation in guinea-pigs, rabbits, chickens, and dogs. **S. ruber,** Demme (1891), a red, budding fungus found in milk, which produced gastroenteritis in children. Shown by Casagrandi (1897) to be pathogenic for guinea-pigs, dogs, and mice when inoculated subcutaneously or into the abdomen. **S. septicus,** de Galtano, found in urinary sediment. An exceptionally virulent species producing fatal fibrinous peritonitis and septicemia in guinea-pigs in 12 hours **S. theobromæ,** the yeast causing the fermentation in the curing of cacao. **S. tumefaciens albus,** Poulerton, isolated from patients in cases of pharyngitis.

saccharomycetic (*sak-ar-o-mi-se'-tik*). Pertaining to, or caused by, saccharomyces.

saccharomycosis (*sak-ar-o-mi-ko'-sis*). A pathological condition due to yeasts or *saccharomyces.* **s. hominis,** a name given by Busse (1894) to pyemia produced by a pathogenic yeast. Syn., *saccharomycosis subcutaneous tumefaciens*, Curtis.

saccharorrhea, saccharorrhœa (*sak-ar-or-e'-ah*) [*σάκχαρον*, sugar; *ῥοία*, flow]. The secretion of saccharine fluid. Glycosuria. **s. cutanea.** See *saccharephidrosis.* **s. lactea.** See *saccharogalactorrhea.* **s. pulmonalis,** the exudation of sweetish sputa **s. urinosa.** See *diabetes mellitus.*

saccharoscope (*sak'-ar-o-skōp*) [*saccharum*; *σκοπεῖν*, to view]. An instrument for determining and registering the amount of sugar in the urine.

saccharose (*sak'-ar-ōs*) [*saccharum*]. 1. $C_{12}H_{22}O_{11}$. A crystalline carbohydrate, cane-sugar, occurring in the juice of many plants, chiefly in sugar-cane, in some varieties of maple, and in beet-root; it melts at 160° C.; at 190°–200° C. it changes into a brown, noncrystallizable mass called caramel, used in coloring liquids It is not directly fermentable, and does not reduce alkaline copper solutions. 2. Any one of a group of carbohydrates isomeric with cane-sugar.

saccharosuria (*sak-ar-o-sū'-re-ah*) [*saccharose*; *οὖρον*, urine] The presence of saccharose in the urine.

saccharum (*sak'-ar-um*) [*σάκχαρον*, sugar], $C_{12}H_{22}O_{11}$, sugar. The sugar of the pharmacopeia (*saccharum*, U. S P.; *saccharum purificatum*, B. P) is the refined sugar obtained from *s. officinarum* and from various species of *sorghum.* See *saccharose* (1). **s. album,** white or pure crystallized sugar. **s. canadense,** maple-sugar, obtained from *Acer saccharinum.* **s. candidum,** rock-candy. **s. lactis,** sugar of milk. **s. purificatum,** pure white sugar.

saccharure (*sak'-ar-ūr*) [*saccharum*]. A preparation obtained by saturating sugar with a tincture, then drying, and pulverizing.

sacchorrhea, sacchorrhœa (*sak-or-e'-ah*) [*saccharum*; *ῥεῖν*, to flow]. Glycosuria.

sacchulose (*sak'-ū-lōs*). A product resulting from the treatment of sawdust with a weak solution of sulphurous acid under a pressure of about 100 lb. to the square inch (Classen Process). It has been proposed as a food stuff.

sacciform (*sak'-si-form*) [*sac*; *forma*, form]. Resembling a sac. **s. disease of the anus,** distention and inflammation of the pouches of the rectum.

saccular (*sak'-u-lar*) [*sac*]. Sac-shaped, as a *saccular* aneurysm.

sacculated (*sak'-ū-la-ted*) [*sac*]. Divided into small sacs

sacculation (*sak-ū-la'-shun*) [*sac*]. 1. The state of being sacculated. 2. The formation of small sacs.

saccule (*sak'-ūl*) [*sacculus*, dim. of *sac*, a sac]. 1. A small sac. 2. The smaller of two vestibular sacs of the membranous labyrinth of the ear. See *sacculus labyrinthi.*

sacculocochlear (*sak-ū-lo-kok'-le-ar*). Relating to the saccule of the vestibule and the cochlea.

sacculus (*sak'-ū-lus*). A saccule. **s. alveolaris,** an air cell. **s. buccalis,** hanging cheek or pouch, in animals. **s. cæcalis, s. laryngis,** the laryngeal pouch between the superior vocal bands and the

inner surface of the thyroid cartilage. **sacculi chalicophori**, the lacunæ of bone. **s. chylifer**, **s. rorifer**, the receptaculum chyli. **s. cordis**, the pericardium. **s. ellipticus**, **s. hemiellipticus**. See *utricle*. **s.**, **Horner's**, the anal pocket; a saccular fold of the rectal mucosa. **s. labyrinthi**, **s. proprius**, **s. rotundus**, **s. sphæricus**, the saccule of the vestibule.

saccus (*sak'-us*) [L.]. A sac. **s. endolymphaticus**, a small sac contained in the aqueduct of the vestibule and serving to establish a communication between the endolymph and the subdural space. **s. lacrimalis**, the lacrimal sac. **s. reuniens**, the sinus venosus. **s. vitellinus**, the vitelline sac.

sacer (*sa'-ser*) [L.]. Sacred. **s. ignis**, erysipelas. **s. morbus**, epilepsy.

sachet (*sash-a'*) [*saccus*, a sac]. A small bag of perfumed or medicated substances. **s. resolutif** (Fr.), a sachet of equal parts of sal ammoniac, iron sulphate, and calcium sulphate.

Sachs-Georgi reaction (*sarks'-jor'-je*) [Hans *Sachs*, German bacteriologist, 1877– ; Walter *Georgi*, German bacteriologist, 1889–1920]. A precipitation test used in syphilis; if cholesterinized extract of beef heart is added to syphilitic blood serum, a flocculent precipitate is observed.

Sachsse's solution (*sak'-seh*) [Georg Robert *Sachsse*, German chemist, 1840–1895]. See under *S.'s test*. **S.'s test, a** quantitative test for the determination of sugar in urine, consisting in the reduction of the test solution, a solution of red iodide of mercury 18 Gm., potassium iodide 25 Gm., potassium hydroxide 80 Gm., water to make a liter. The end of the reaction is ascertained by means of a solution of stannous chloride, supersaturated with sodium hydroxide.

sack (*sak*) [*siccus*, dry]. 1. An old name for dry Spanish and Canary wine; sherry. 2. Synonym of *sac*.

sacrache (*săk'-răk*) [*sacrum; ache*]. Sacral pain in the gravid woman.

sacrad (*sa'-krad*) [*sacrum*, the sacrum]. Toward the sacral aspect.

sacral (*sa'-kral*) [*sacrum*]. Pertaining to the sacrum. **s. bone.** See *sacrum*. **s. canal.** See *canal*. **s. cornua.** See *cornu*. **s. flexure**, the curve of the rectum in front of the sacrum. **s. foramen.** See *foramen*. **s. groove.** See *groove*. **s. index**, the sacral breadth multiplied by 100, and divided by the sacral length. **s. nerves.** See *nerves*. **s. plexus.** See *plexus*.

sacralgia (*sa-kral'-je-ah*) [*sacrum*, sacrum; ἄλγος, pain]. Pain in the sacrum; hieralgia

sacralization (*sa-kral-i-za'-shun*). Fusion of the sacrum to the fifth lumbar vertebra.

sacra media (*sa'-krah me'-de-ah*) [*arteria*, understood]. The artery running down the middle of the anterior surface of the sacrum and representing the termination of the aorta.

sacrectomy (*sa-krek'-to-me*) [*sacrum; ἐκτομή*, excision]. Excision of part of the sacrum. See *operation, Kraske's*.

sacred (*sa'-kred*). Hallowed; holy. **s. bark.** See *cascara sagrada*. **s. malady.** Synonym of *epilepsy*.

sacren (*sa'-kren*) [*sacrum*, sacrum]. Belonging to the sacrum in itself.

sacriplex (*sa'-krip-leks*) [*sacrum, plexus*]. The sacral plexus of nerves.

sacro- (*sa-kro-*) [*sacrum*]. A prefix denoting relating to the sacrum.

sacroanterior (*sa-kro-an-te'-re-or*). Applied to a fetus having the sacrum directed forward.

sacrococcygeal (*sa-kro-kok-sij'-e-al*) [*sacro-; coccyx*]. Pertaining to the sacrum and the coccyx. **s. sinus**, *pilonidal sinus, q. v.*

sacrocoxalgia (*sa-kro-koks-al'-je-ah*). See *sacroiliac disease*.

sacrocoxitis (*sa-kro-koks-i'-tis*). See *sacroiliac disease*.

sacrodynia (*sa-kro-din'-e-ah*) [*sacro-; ὀδύνη*, pain]. Pain referred to the region of the sacrum in cases of hysteria or neurasthenia.

sacroiliac (*sa-kro-il'-e-ak*) [*sacro-; ilium*]. Pertaining to the sacrum and the ilium. **s. disease**, an inflammation, usually tuberculous, of the sacroiliac joint, characterized by pain, tenderness, and swelling and elongation of the limb. **s. synchondrosis**, the junction of the sacrum and ilium.

sacrolumbalis (*sa-kro-lum-ba'-lis*). See under *muscle*.

sacrolumbar (*sa-kro-lum'-bar*) [*sacro-; lumbus*, loin]. Pertaining to the sacrum and the loins. **s. angle**, the angle formed by the articulation of the sacrum and the last lumbar vertebra.

sacroposterior (*sa-kro-pŏs-te'-re-or*) [*sacro-; posterior*]. Of the fetus, having the sacrum directed backward.

sacropromontory (*sa-kro-prom'-on-to-re*). The promontory of the sacrum.

sacrosciatic (*sa-kro-si-at'-ik*) [*sacro-; sciatic*]. Pertaining to the sacrum and the ischium, as the *sacrosciatic* notch, *sacrosciatic* ligaments.

sacrospinal (*sa-kro-spi'-nal*) [*sacrum; spina*, spine]. Pertaining to the sacrum and the spine.

sacrospinalis (*sa-kro-spi-na'-lis*) [*sacro-; spine*]. The erector spinæ muscle.

sacrotomy (*sa-krot'-o-me*) [*sacro-; τέμνειν*, to cut]. Excision of the lower portion of the sacrum.

sacrouterine (*sa-kro-ū'-ter-in*). Pertaining to the sacrum and the uterus.

sacrovertebral (*sa-kro-ver'-te-bral*) [*sacro-; vertebra*]. Pertaining to the sacrum and the vertebræ. **s. angle**, the promontory of the sacrum.

sacrum (*sa'-krum*) [*sacer*, sacred; *os*, bone, understood]. A curved triangular bone composed of five united vertebræ, situated between the last lumbar vertebra above, the coccyx below, and the ossa innominata on each side, and forming the posterior boundary of the pelvis.

sactosalpinx (*sak-to-sal'-pinks*) [*σακτός*, crammed; *σάλπιγξ*, tube]. The obstruction of a Fallopian tube and consequent distention from retained secretion. **s. hæmorrhagica.** See *hematosalpinx*.

saddle (*sad'-l*) [ME., *sadel*]. A contrivance secured on the back of a horse or other animal to serve as a seat for a rider. **s.-arch**, that form of dental vault the section of which represents the shape of a saddle. **s.-back**, lordosis. **s.-bags**, a pair of leathern cases, formerly, and still locally, carried by physicians upon the saddle, and containing their medicines and instruments. **s.-head.** See *clinocephalus*. **s.-joint**, an articulation in which each surface is concave in one direction and convex in the other. **s.-nose**, a nose of which the bridge is sunken in. **s., Turkish.** See *sella turcica*.

sadism (*sa'-dism*) [Donatien Alphonse François, Comte de *Sade*, 1740–1814]. Sexual perversion in which pleasure is derived from inflicting cruelty upon another.

sadist (*sa'-dist*). One affected with sadism.

sadistic (*sa-dis'-tik*). Pertaining to sadism.

Saemisch's operation (*sa'-mish*) [Edwin Theodor *Saemisch*, Austrian ophthalmologist, 1833–1909]. *For hypopyon ulcer;* the cornea is transfixed, and the intervening tissue, including the base of the ulcer, is divided by cutting outward. **S.'s ulcer,** a serpiginous infecting ulcer of the cornea.

Saenger's macula (*seng'-er*) [Max *Saenger*, Austrian gynecologist and obstetrician, 1853–1903]. A bright red spot marking the orifice of the duct of Bartholin's gland in cases of gonorrheal vulvitis. Syn., *macula gonorrhœica*. **S.'s operation,** cesarean section with closure of the uterine wound by three layers of sutures.

Saenger's pupil reaction. For the differential diagnosis of cerebral syphilis and tabes; in amaurosis and optic atrophy of cerebral syphilis the pupil reflex to light may be preserved and even increased after a protracted stay in the dark, which is never the case in tabes dorsalis.

sæpimentum (*se-pe-men'-tum*) [*sæpire*, to fence]. 1. The tissue enclosing the three umbilical vessels. 2. Pons Varolii.

sæptum (*sep'-tum*). See *septum*.

safflower (*saf'-low-er*). See *carthamus*. **s. carmin.** Same as *carthamin*.

saffron (*saf'-ron*) [Ar., *zafarān*, saffron]. The *Crocus sativus*, a plant of the order *Iridæ*. Its stigma (*crocus*, B. P.) contains a glucoside, coloring matter (crocin), and a bitter principle. Saffron is used as a coloring and flavoring agent, and in the form of a tea to bring out the eruption of the exanthematous diseases. **s., American.** See *carthamus*. **s., meadow.** See *colchicum*. **s. substitute.** Same as *Victoria yellow*. **s.-tea.** See *carthamus*. **s.-yellow.** Same as Martius's yellow.

safranine, safranin (*saf'-ra-nin*) [*saffron*], $C_{18}H_{18}N_4$. A coal-tar dye used in microscopy, especially in studying karyokinesis. It is a powerful cardiac and respiratory poison.

safranophile (*sa-fran'-of-fil*) [Fr., *safron*, saffron; φιλεῖν, to love]. In bacteriology, or histology, applied to microbes or histological elements that show a peculiar affinity for safranine.

safrene (*saf'-rēn*) [*saffron*], $C_{10}H_{16}$. A hydrocarbon obtained from sassafras.

safrol (*saf'-rol*) [*saffron; oleum*, oil]. *Safrolum* (U. S. P.), $C_{10}H_{10}O_2$. The stearoptene of sassafras oil, used in headache, neuralgia, and rheumatism. Dose 10–20 min. (0.65–1.3 Cc.).

sagapenum (*sag-a-pe'-num*). A field gum-resin believed to be the concrete juice of *Ferula persica*. Its properties resemble those of asafetida and galbanum.

sage (*sāj*) [*salvia*]. *Salvia officinalis*, a plant of the order *Labiatæ*. Its leaves (*salvia*, U. S. P.) contain several terpenes, an oil, salviol, $C_{10}H_{18}O$, and camphor. Sage is tonic, astringent and aromatic, is used in dyspepsia. Was formerly employed in colliquative sweats. Dose 20–30 gr. (1.3–2.0 Gm.).

sage femme (*sahzj-fam'*) [Fr., literally, a wise woman]. A midwife.

sagittal (*saj'-it-al*) [*sagitta*, an arrow]. 1. Arrow-like, as the *sagittal* suture of the skull. 2. Pertaining to the anteroposterior median plane of the body. **s. furrow,** a channel extending along the median line of the inner surface of the vault of the cranium. **s. nucleus,** that of the oculo-motor nerve. **s. plane,** the median plane of the body. **s. section.** See *section*. **s. sinus,** the longitudinal sinus. **s. suture,** the suture uniting the parietal bones

Sagnac rays (*san-yak'*). Secondary rays caused by x-rays or gamma rays when they come in contact with a body; they are similar to the beta rays.

sago (*sa'-go*) [Malay, *sāgu*]. A food and demulcent. **s.-spleen,** a spleen presenting on section the appearance of sago-grains, as a result of amyloid degeneration of the Malpighian bodies. **s.-grain,** a vesicular granulation of the eyelid, seen in granular ophthalmia.

Sagotia racemosa (*sa-go'-she-ah ras-e-mo'-sah*). A South American species of the order *Euphorbiaceæ*, used as a tonic and aphrodisiac.

sagradin (*sag'-rah-din*). The proprietary name for a 20 % solution of extract of cascara sagrada with spirit of peppermint.

Sahli's desmoid test (*sah'-le*) [Hermann *Sahli*, German physician, 1856–]. For estimating the functional activity of the stomach. A pill of 0.05 Gm. of methylene-blue and 0.1 Gm. of iodoform is inclosed in a bag of rubber-dam and tied with dry catgut. The gut is digested by gastric juices and not by pancreatic juices. The pill is then absorbed and in about 6 hours the urine is green. The iodine will be found in the saliva in two hours.

SAHLI'S DESMOID BAG.

Saigon cinnamon. A variety of cinnamon (*cinnamomum saigonicum*, U. S. P.) obtained from Saigon, the capital of French Cochin-China. See *cinnamon*.

St. Anthony's fire. Erysipelas; anthrax.

St. Germain's tea. See under *tea*.

St. Gothard's disease. Ankylostomiasis.

St. Hubert's disease. Hydrophobia.

St. Ignatius' bean. See *ignatia*.

St. John Long's liniment [John *St. John Long*, English painter and quack, 1800–1837]. A liniment composed of oil of turpentine 1½ oz., acetic acid 1 oz., distilled water 3 oz., and the yolk of one egg.

St. Roch's disease. Bubo.

St. Sement's disease. Syphilis.

St. Vitus' dance. See *chorea* **St. Vitus' dance of the voice,** stammering.

saiodine (*sa-i'-o-den*). Trade name of a preparation containing calcium, iodine and behenic acid.

sajodin (*sah-yo'-din*). See *saiodine*.

saké (*sah'-ka*) [Jap.]. Japanese rice-beer or other alcoholic beverage.

sakushu fever (*sah-koo'-shoo*). An epidemic seven-day fever occurring in Japan.

sal [L.]. 1. Salt. 2. Any substance resembling salt. **s. acetosellæ,** potassium binoxalate. **s. aeratus.** 1. Sodium bicarbonate. 2. Potassium bicarbonate. **s. alembroth.** See *alembroth*. **s. amarum,** magnesium sulphate. **s. ammoniac,** ammonium chloride. **s. communis.** See *salt, common*. **s. de duobus,** potassium sulphate. **s. de duobus,** potassium sulphate. **s. diureticus,** potassium acetate. **s. enixum,** potassium bisulphate. **s. fossile,** sodium chloride. **s. Glauberi.** See *salt, Glauber's*. **s. kissingense,** a salt obtained from the mineral springs of Kissingen, in Bavaria. **s. marinum,** sodium chloride. **s. mirabile,** sodium sulphate. **s. perlatum,** sodium phosphate. **s. polychrest,** potassium sulphate with sulphur. **s. prunellæ, s. prunelle.** 1. A fused mixture of

potassium nitrate, 128 parts, and sulphur, 1 part. 2. Fused potassium nitrate. **s. rupium,** rock-salt. **s. seignette,** potassium and sodium tartrate. **s. sodæ.** See *salt of soda.* **s. vegetabile,** potassium tartrate. **s. volatile,** ammonium carbonate, or aromatic spirit of ammonia.

Sala's cells. Stellate connective-tissue cells found in the network of fibers forming the sensory nerve-endings in the pericardium.

salaam convulsion (*sa-lahm'*) [Ar , *salām,* saluting]. A clonic spasm of the muscles of the trunk, producing a bowing movement; it is usually due to hysteria.

salacetin (*sal-as'-et-in*). Trade name of phenylaminoacetosalicylate; said to be antiseptic and analgesic.

salacetol (*sal·as'-et-ol*) [*salix,* willow; *acetum,* vinegar]. The salicylic acid ester of acetone-alcohol. It is proposed as a substitute for sodium salicylate and salol. It has been recommended as an intestinal and genito-urinary antiseptic, and for the treatment of acute or chronic rheumatism Dose, 30–45 gr

salacious (*sa-la'-se-us*) [*salax,* lustful]. Lustful.

salacity (*sa-las'-it-e*) [*salax,* lustful]. Lustful or venereal desire.

salactol (*sal-ak'-tol*). A combination of the sodium salts of salicylic and lactic acids dissolved in a 1% solution of hydrogen dioxide; it is recommended in diphtheria. The solution is applied as a spray or with a brush, and given internally in doses of a tablespoonful (15 Cc.).

salamide (*sal'-am-id*). An amidogen derivative of salicylic acid, which it closely resembles in therapeutic properties, but acts more promptly and in smaller doses.

salantol (*sal-an'-tol*). See *salacetol.*

salazolon (*sal-az'-ol-on*). Salipyrine.

salborol (*sal-bo'-rol*). A compound of phenyl salicylate and boric acid, used in rheumatism.

salbromalide (*sal-bro'-mal-id*). See *antinervin.*

saldanin (*sal'-dan-in*). A local anesthetic said to be prepared from *Datura arborea.*

salen (*sal'-en*). Trade name of a mixture of methyl and ethyl glycolic esters; soluble in ether alcohol and castor-oil.

salenal (*sal'-en-al*). Trade name of an ointment containing 33 3% of salen.

salenders (*sal'-en-derz*). See *malandri.*

salep (*sal'-ep*) [Ar., *sahleb*]. The dried tubers of various species of the genus *Orchis* and the genus *Eulophia.* It is used as a food, like sago and tapioca.

saleratus (*sal-er-a'-tus*) [*sal, aeratus,* aerated salt]. Properly, sal-aeratus. Potassium bicarbonate; also, sodium bicarbonate.

salethyl (*sal-eth'-il*). A proprietary preparation said to be pure ethyl salicylate.

salhypnone (*sal-hip'-nōn*), $C_6H_4O(COC_6H_5)COOCH_3$. A benzoylmethylsalicylic ester; long colorless needles, insoluble in water, sparingly soluble in alcohol and ether; melts at 113°–114°. It is used as an antiseptic.

salicaine (*sal'-e-kān*). A brand of saligenin.

salicamar (*sal-ik'-am-ar*), $CH_2OH.CHOH.CH_2O.C_6H_4CO.CH_2.CHOH.CH_2OH$ A glycerol ether of glycerolsalicylic acid; recommended as a stomachic and antirheumatic.

salicin (*sal'-is-in*) [*salix,* willow], $C_{13}H_{18}O_7$. A crystalline glucoside found in the bark and leaves of the willow. Salicin (*salicinum,* U. S. P., B. P.) is used as a substitute for salicylic acid in doses of 5–30 gr. (0.3–2.0 Gm.); maximum daily dosage 150 gr. (9.7 Gm.).

salicitrin (*sal-is'-it-rin*). Novaspirin.

salicol (*sal'-ik-ol*). A proprietary solution said to consist of methyl-alcohol, salicylic acid, and oil of wintergreen in water; used as an antiseptic and cosmetic.

salicyl (*sal'-is-il*) [*salicylic acid*], $C_7H_5O_2$. The hypothetical radical of salicylic acid. **s. acetate,** $C_2H_3.O.C_7H_5O_2O$, acetosalicylic anhydride. **s. acetol,** salactol. **s.-anilide,** salifebrine. **s. bromanilide,** same as *antinervine.* **s.-creosote,** a paste prescribed by Unna in skin diseases, consisting of a mixture of salicylic acid, creosote, wax, and cerate. **s.-*p*-phenetidin.** See *malakin.* **s.-quinine salicylate.** See *saloquinine salicylate* **s.-resorcinol,** $C_{13}H_{10}O_4$, obtained from salicylic acid and resorcinol with heat. It occurs in plates slightly soluble in water; melts at 133° C. It is antiseptic, antipyretic, and analgesic, and used in typhoid, diarrhea, etc. Dose 5–15 gr. (0.32–1 0) Gm); maximum dose 15 gr. (1 Gm.) single; 60 gr. (4 Gm.) daily. **s. urate,** a salt of salicyluric acid.

salicylage (*sal'-is-il-āj*) [*salicylic acid*]. The addition of salicylic acid to foods for their preservation.

salicylamide (*sal-is-il'-am-id*) [*salicylic acid*], $C_6H_4(OH)CONH_2$. A tasteless compound produced by treating methyl salicylate with an alcoholic solution of ammonia, and used as a substitute for salicylic acid.

salicylate (*sal-is'-il-āt*) [*salicylic acid*]. A salt of salicylic acid The salicylates of lithium, methyl, and sodium, which are official, and those of ammonium and strontium, which are unofficial, are used in rheumatism, in doses of 10–15 gr. (0 65–1.0 Gm.). *Bismuth salicylate* is employed as an intestinal antiseptic; *naphthol salicylate* is betol; *phenyl salicylate* is salol.

salicylated (*sal-is'-il-a-ted*). Impregnated with salicylic acid.

salicylic acid (*sal-is-sil'-ik*). See *acid, salicylic.* **s.-acid, glycerolester,** recommended as a valuable antirheumatic remedy. **s. alcohol.** See *saligenin.* **s. aldehyde,** salicylous acid; used as an internal antiseptic. Dose 2–8 gr. (0 1–0.5 Gm.) daily. **s.-amide.** See *salicylamide.* **s. amylester.** See *amyl salicylate* **s. anhydride.** See s. *aldehyde.* **s. cream,** an antiseptic mixture of powdered salicylic acid, 2 dr.; phenol, 1 dr.; glycerol, 10 dr. **s. naphthylic ester.** See *betol.* **s. phenylester.** See *salol.* **s. silk,** a dressing made of silk waste impregnated with 10% salicylic acid and a little glycerol. **s. suet,** one part of salicylic acid in 49 parts of mutton-suet; used as a dressing for sores. **s. thymolester,** thymol acetate. **s. wool,** cotton impregnated with 4 to 10 % of salicylic acid and an equal amount of glycerol.

salicylid (*sal-is'-il-id*). An anhydride of salicylic acid. **s.-phenetidin.** See *malakin.*

salicylism (*sal'-is-il-izm*) [*salix,* willow]. A toxic condition, produced by the injudicious or excessive use of salicylic acid or its salts.

salicylize (*sal'-is-il-īz*). To treat with salicylic acid.

salicylol (*sal'-is-il-ol*). See *salicylic aldehyde.*

salicyluric acid (*sal-is-il-ū'-rik*). An acid found in the urine after the ingestion of salicylic acid or its derivatives.

salicylysin (*sal-is-il'-is-in*). Trade name of an English brand of thiosinamine salicylate, like fibrolysin.

salifebrin (*sal-e-feb'-rin*). Salicylanilide; $C_{13}H_{11}NO_2$, a white, permanent powder, insoluble in

water, freely soluble in alcohol; recommended as an antipyretic and antineuralgic. It colors blue litmus-paper red.

saliferous (*sal-if'-er-us*) [*sal*, salt; *ferre*, to bear]. Producing salt.

salifiable (*sal-if-i'-a-bl*) [*sal; fieri*, to become]. Forming a salt by union with an acid.

saliformin (*sal-if-orm'-in*), $(CH_2)_6N_4.C_6H_4(OH)$-COOH. A white, crystalline powder, of sour taste, soluble in water and alcohol. It is an antiseptic and uric-acid solvent. Dose 15–30 gr. (1–2 Gm.). Syn., *Formin salicylate; hexamethylentetramine-salicylate; urotropin salicylate.*

saligallol (*sal-e-gal'-ol*). Pyrogallol disalicylate, a resinous solid, soluble in acetone or chloroform. Used as a vehicle for cutaneous applications and as a varnish.

saligenin (*sal-ij'-en-in*) [*salicin; γεννᾶν*, to produce], $C_7H_8O_2$. Orthooxybenzylalcohol, a substance obtained from salicin by boiling with dilute hydrochloric or sulphuric acid.

salimenthol (*sal-e-men'-thol*). A compound of menthol and salicylic acid ether, used in rheumatism.

salimeter (*sal-im'-et-er*) [*sal*, salt; *μέτρον*, a measure]. A hydrometer for ascertaining the strength of saline solutions

salinaphthol (*sal-in-af'-thol*). Naphthyl salicylate.

saline (*sa'-līn*) [*sal*, salt]. 1. Salty; containing salt or substance resembling salt. 2. A salt of an alkali or alkaline earth. **s. solution**, a 0.6% solution of sodium chloride; physiological (wrongly called normal) salt solution.

salines (*sa'-līnz*) [*sal*, salt]. Salts of the alkalies or of magnesium, used as hydragogue cathartics. Magnesium sulphate and citrate, sodium sulphate and Rochelle salts are examples.

salinigrin (*sal-in-i'-grin*). A substance said to be a glucoside from the bark of *Salix nigra*.

salinofer (*sal-in'-o-fer*). A skin cream containing 15% of sodium chloride, used locally in rheumatic and neuralgic conditions.

salinometer (*sal-in-om'-et-er*). Synonym of *salimeter*.

saliodine (*sal-i-o'-dīn*). A proprietary preparation, said to be "an iodated, acetosalicylate, with adjuvants;" recommended in rheumatism, malaria, influenza, syphilis, etc. Dose 10 to 30 gr.

saliphen (*sal'-if-en*). Salicylphenetidin; a compound of salicylic acid and phenetidin.

salipyrine (*sal-i-pi'-rin*) [*salicylate; πῦρ*, fire]. $C_{11}H_{12}N_2O.C_7H_6O_3$. Antipyrine salicylate, consisting of 57.7 parts of salicylic acid and 42.3 parts of antipyrine; it is soluble in water, and is used in rheumatism, neuralgia, and as an antipyretic. Dose 15–30 gr. (–2 Gm.).

saliretin (*sal-e-ret'-in*) [*saligenin; ῥητίνη*, resin], $C_{14}H_{14}O_3$. An amorphous resinous body, produced by treating saligenin with acids.

Salisbury treatment (*sawls'-ber-e*). The treatment of obesity by meat diet and hot water.

salit (*sal'-it*). Borneol salicylate, used in rheumatism and neuralgic conditions.

salitannol (*sal-e-tan'-ol*), $C_{14}H_{18}O_7$. A condensation-product of salicylic and gallic acids by action of phosphorus oxychloride; a white, amorphous powder, soluble in solutions of caustic alkalies, slightly soluble in alcohol. Recommended as a surgical antiseptic.

salithymol (*sal-e-thi'-mol*). Thymol salicylate

salitonia (*sal-it-o'-ne-ah*). A saline tonic.

saliva (*sa-li'-vah*) [L.]. The mixed secretion of the parotid, submaxillary, sublingual, and mucous glands of the mouth. It is opalescent, tasteless, alkaline, and has a specific gravity of from 1004 to 1009, and contains serum-albumin, globulin, mucin, urea, an amylolytic ferment called ptyalin, and a proteolytic and a lipolytic ferment; also salts, among which is potassium sulphocyanate, derived especially from the parotid gland. Among formed elements are epithelial cells, salivary corpuscles, and bacteria. The functions of saliva are to moisten the food and lubricate the bolus, to dissolve certain substances, to facilitate tasting, to aid in deglutition and articulation, and to digest starches, which it converts into maltose, dextrin, and glucose. **s., chorda**, that produced by stimulation of the chorda tympani nerve. **s., ganglionic**, that produced by irritating the submaxillary glands. **s.-pump**, dental pump. **s., resting**, the saliva found in the mouth between meals. **s., sympathetic**, that produced by stimulation of the sympathetic nerve.

salivant (*sal'-iv-ant*) [*saliva*, saliva]. 1. Stimulating the secretion of saliva. 2. A drug which increases the flow of saliva.

salivary (*sal'-iv-a-re*) [*saliva*]. Pertaining to or producing saliva, formed from saliva. **s. calculus**, a calcareous concretion found in the salivary ducts. **s., corpuscles**, pale, spherical, nucleated bodies found in saliva. **s. diastase.** Same as *ptyalin*. **s. digestion**, the conversion of starches into dextrin and sugar by the action of saliva. **s. fistula**, an abnormal opening communicating with a salivary duct. **s. glands**, the glands, six in number, situated three on each side of the mouth, which secrete the saliva. See *parotid, submaxillary*, and *sublingual*.

salivate (*sal'-iv-āt*) [*salivare*, to spit out]. To cause an excessive discharge of saliva.

salivation (*sal-iv-a'-shun*) [*salivate*]. An excessive secretion of saliva; a condition produced by mercury, pilocarpin, and by nervous disturbances.

salivator (*sal'-iv-a-tor*) [*salivate*]. An agent causing salivation

salivatory (*sal-iv-a'-to-re*). Salivant; stimulating the secretion of saliva.

salivin (*sal'-iv-in*). Same as *ptyalin*.

salivolithiasis (*sal-iv-o-lith-i'-as-is*) [*saliva; λίθος*, stone]. Formation of a salivary calculus.

salix (*sa'-liks*) [L.]. The bark of the common white willow, *S. alba*. Its properties are due to a constituent, **salicin**, which is tonic and antiseptic. It is useful as an antipyretic in rheumatic fever. **s. nigra**, the bark of the black willow, recommended in nocturnal emissions and ovarian neuralgia.

Salkowski's modification of Hoppe-Seyler's test for CO in the blood (*sal-kow'-ske*) [Ernst Leopold *Salkowski*, German physician, 1844–1923]. Add to the blood to be tested 20 volumes of water and an equal quantity of a sodium hydroxide solution of specific gravity 1.34. In the presence of carbon monoxide the mixture will soon become milky, changing to bright red. On standing, red flakes collect on the surface. Normal blood treated in this way gives a dirty brown coloration. **S.'s reaction for cholesterin**, dissolve the substance in chloroform and add an equal volume of concentrated sulphuric acid. The cholesterin solution becomes bluish-red, changing gradually to violet red, while the sulphuric acid appears red with a green fluorescence. **S.'s test for indol**, to the indol solution add a

few drops of nitric acid, and then, drop by drop, a 2 % solution of potassium nitrite. The presence of indol is evinced by a red color, and finally by a red precipitate of nitrosoindol nitrate.

(de) Salle's line. A line beginning at the upper margin of the ala nasi, encircling the angle of the mouth, and ending at the edge of the orbicularis oris. For significance see *Jadelot's lines.*

sallenders (*sal'-en-durz*). See *malandria.*

salmester (*sal-mes'-ter*). Same as *mesotan, q. v.*

salmiac (*sal'-me-ak*). Ammonium chloride.

salmin (*sal'-min*), $C_{30}H_{57}N_{27}O_6 + 4H_2O$. A protamine from the spermatozoa of salmon, identical or isomeric with clupein

salmon (*sal'-mon*). A histon from the spermatozoa of salmon.

Salmon's back-cut. An incision along the track of an anal fistula.

salmon patch (*sam'-un*). See *Hutchinson's patch.*

salochinin. See *saloquinine.*

salocoll (*sal'-o-kol*). Phenocoll salicylate. A white powder, odorless and tasteless, only slightly soluble in cold water It is said to be antipyretic, antineuralgic, and antirheumatic. Dose 15 to 30 gr.

salocreol (*sal-o-kre'-ol*). Trade name of a compound of creosote and salicylic acid, used locally in rheumatic conditions.

salol (*sal'-ol*) [*salix*, willow]. See *pheny salicylate.* **s., camphorated,** a mixture of 75 % of phenyl salicylate with 25 % of camphor; an oily liquid, soluble in alcohol, ether, chloroform, or oils, a local anesthetic, antiseptic, and analgesic. Dose 3–10 gr. (0.2–0.65 Gm.) Syn, *camphor salol.* **s. tribromide,** $C_6H_4.OH\ COO.C_6H_2Br_3$, a white, odorless, tasteless powder, freely soluble in chloroform and glacial acetic acid, insoluble in ether, or alcohol. It is a combined hypnotic and hemostatic. Dose 32 gr. (2 Gm.). Syn.; *cordol.*

salolism (*sa'-lol-izm*). Poisoning by phenyl salicylate, a mixture of salicylism and carbolism in which the symptoms of the latter predominate

Salomon-Saxl's reaction (*sal'-om-on-saksl'*) [Hugo *Salomon*, Austrian physician]. Excess of neutral sulphates in the urine of patients with cancer. It is present in many cases of cancer, but it is not specific, and is even found in healthy individuals.

saloop (*sa-loop'*) [see *salep*]. A drink prepared from salep; also from sassafras bark and herbs. It is regarded as a cure for drunkenness.

salophen (*sal'-o-fen*) [*salix*, willow], $C_6H_4.OH.CO_2.C_6H_4.NH\ (C_2H_3O) = C_{15}H_{13}NO_4$ Acetylparamidophenyl salicylate, a crystalline substance containing 50 % of salicylic acid, and used as a substitute for the latter, and as an intestinal antiseptic. Dose 15 gr. (1 Gm.).

salophenin (*sal-o-fe'-nin*). Salophen.

saloquinine (*sal-o-kwin'-ēn*), $C_6H_4.OH.CO.O\ C_{20}H_{23}N_2O$ The quinine ester of salicylic acid; a crystalline, absolutely tasteless substance, insoluble in water, readily soluble in alcohol or ether; melts at 130° C. It is used as is quinine. Dose 10–30 gr. (0.65–2.0 Gm.) several times daily. **s. salicylate,** $C_6H_4.OH.COO.C_{20}H_{23}N_2O.C_6H_4.OH.COOH$, crystallizes in white needles, soluble with difficulty in water; melts at 179° C. It is tasteless and recommended in rheumatism. Dose 15 gr. (1 Gm.) 3 times daily. Syn, *rheumatin.*

salosantal (*sal-o-san'-tal*). A 33 % solution of phenyl salicylate in sandalwood oil with the addition of a little oil of peppermint. It is indicated in cystitis, prostatitis, etc. Dose 10–20 drops 3 times daily after meals.

salpingectomy (*sal-pin-jek'-to-me*) [*salpinx*; ἐκτομή, excision]. Excision of a Fallopian tube.

salpingemphraxis (*sal-pin-jem-fraks'-is*) [*salpinx*; ἐμφράξις, obstruction]. Closure of the Eustachian or Fallopian tube.

salpingian, or **salpingic** (*sal-pin'-je-an, sal-pin'-jik*) [σάλπιγξ, tube] Pertaining to a Eustachian or Fallopian tube.

salpingion (*sal-pin'-je-on*). The point at the inferior surface of the apex of the petrosa.

salpingitic (*sal-pin-jit'-ik*) [*salpinx*; ῖτις, inflammation]. Pertaining to or affected with salpingitis.

salpingitis (*sal-pin-ji'-tis*) [*salpinx*; ῖτις, inflammation]. 1. Inflammation of the Fallopian tube 2. Inflammation of the Eustachian tube **s., chronic parenchymatous,** pachysalpingitis, chronic interstitial inflammation and thickening of the muscular coat of the Fallopian tube. **s., chronic vegetating,** excessive hypertrophy of the mucosa of the Fallopian tube **s., gonorrheal,** that due to infection with gonococci. **s, hemorrhagic,** hematosalpinx. **s., interstitial,** that marked by excessive formation of connective tissue. **s., isthmic nodular,** follicular inflammation of the small constricted portion (isthmus) of the oviduct, with formation of small nodules of muscular and connective tissue. **s., mural.** See *s., chronic parenchymatous* **s., nodular,** a form marked by formation of solid nodules. Cf. *s., tuberculous.* **s., parenchymatous.** See *s., chronic parenchymatous* **s., pneumococcous,** that due to infection with pneumococci. **s., pseudofollicular,** adenomyoma originating in the tubal epithelium. **s., purulent,** salpingitis with secretion of pus instead of mucus or serum. **s., tuberculous,** that marked by the infiltration of the lining membrane and walls of the tube with tuberculous nodules.

salpingo- (*sal-ping'-go-*) [σάλπιγξ, tube]. A prefix denoting relation to the Fallopian or the Eustachian tube.

salpingocatheterism (*sal-ping-go-kath'-et-er-izm*). Catheterization of the Eustachian tube.

salpingocele (*sal-ping'-go-sēl*) [*salpingo-*; κήλη, a hernia]. Hernia of the oviduct.

salpingocyesis (*sal-ping-go-si-e'-sis*) [*salpingo-*; κύησις, pregnancy]. Tubal pregnancy.

salpingolysis (*sal-ping-gol'-is-is*) [*salpingo-*; λύειν, to loosen]. The breaking down of adhesions of the Fallopian tube.

salpingomallearis, salpingomalleus (*sal-ping-og-mal-e-a'-ris, sal-ping-go-mal'-e-us*). The tensor tympani muscle. See *muscles, table of.*

salpingo-oophorectomy (*sal-ping-go-o-o-for-ek'-to-me*) [*salpingo-; oophoron*; ἐκτομή, excision]. Excision of the Fallopian tube and the ovary.

salpingo-oophoritis (*sal-ping-go-o-of-or-i'-tis*) [*salpingo-; oophoron*; ῖτις, inflammation]. Inflammation of the Fallopian tube and the ovary.

salpingo-oophorocele (*sal-ping-go-o-of'-or-o-sēl*) [*salpingo-; oophorocele*]. Hernial protrusion of the ovary and oviduct.

salpingo-oothecectomy (*sal-ping-go-o-o-the-sek'-to-me*). Same as *salpingo-oophorectomy.*

salpingo-oothecitis (*sal-ping-go-o-o-the-si'-tis*). Same as *salpingo-oophoritis.*

salpingo-oothecocele (*sal-ping-go-o-o-the'-ko-sēl*). Same as *salpingo-oophorocele.*

salpingo-ovariectomy (*sal-pĭng-go-o-va-re-ek'-to-me*) Same as *salpingo-oophorectomy*

salpingo-ovariotomy (*sal-pĭng-go-o-var-e-ot'-om-e*). Same as *salpingo-oophorectomy*

salpingo-ovaritis (*sal pĭng-go o-var-ī'-tis*) See *salpingo-oophoritis*

salpingopalatal (*sal-pĭng go-pal'-at-al*) [*salpingo-, palatum*, palate] Pertaining to the Eustachian tube and the palate **s. fold,** a fold of mucosa covering the levator palati muscle

salpingoperitonitis (*sal-pĭng-go-per-ĭt-on-ī'-tis*) Inflammation of the peritoneum lining the oviduct

salpingopexy (*sal'-pĭng-go-pek-se*) [*salpingo-, πήξις*, fixation] Operative fixation of one or both Fallopian tubes

salpingopharyngeal (*sal-pĭng go far-ĭn'-je-al*) [*salpingo-, pharynx*] Pertaining to the Eustachian tube and the pharynx

salpingopharyngeus (*sal-pĭng-go-far-ĭn-je'-us*) [*salpingo-, pharynx*] A muscular bundle passing from the Eustachian tube downward to the constrictors of the pharynx

salpingorrhaphy (*sal pĭng-gor'a-fe*) [*σάλπιγξ*, tube, *ῥαφη*, suture] Suture of the Fallopian tube

salpingosalpingostomy (*sal-pĭng go-sal-pĭng-gos'-to-me*) The operation of uniting the two Fallopian tubes

salpingoscope (*sal-pĭng'-go-skop*) [*salpingo , σκοπεῖν*, to look] A modified cystoscope provided with an electric lamp of low voltage for exploration of the nasopharynx

salpingostaphylinus (*sal-pĭng go-staf-ĭl-ī'-nus*) [*salpingo , σταφυλή*, uvula] The abductor muscle of the Eustachian tube **s internus** Synonym of *levator palati* See under *muscle*

salpingostenochoria (*sal-pĭng-go-ste-no-ko'-re-ah*) [*salpingo-, στενός*, narrow, *χωρα*, space] Stenosis or stricture of the Eustachian tube

salpingostomatomy (*sal-pĭng go-sto-mat'-om-e*) Salpingostomy

salpingostomy (*sal pĭng-gos'-to-me*) [*salpingo-, στόμα* mouth] The operation of making an artificial fistula between a Fallopian tube and the body surface

salpingotomy (*sal pĭng-got' o-me*) [*salpingo , τομή*, a cutting] The operation of cutting into a Fallopian tube

salpingysterocyesis (*sal-pĭng-gis ter-o-sī-e' sis*) [*σάλπιγξ*, tube, *ὑστερα*, womb, *κύησις*, gestation] Interstitial pregnancy

salpinx (*sal'-pĭnks*) [*σάλπιγξ*, tube] A tube, especially the Eustachian or the Fallopian tube

salpyrine (*sal-pī'-rēn*) See *salipyrine*

salt [*sal*, salt] 1 Sodium chloride 2 Any compound of a base and an acid **s , acid,** a salt formed from a dibasic or polybasic acid in which only a part of the replaceable hydrogen atoms has been replaced by the base **s., alkaline.** See *s , basic* **s., aperient, of Frederick,** sodium sulphate **s. of barilla,** sodium carbonate **s., basic,** a salt containing an excess of the basic element, and formed by the union of a normal salt with a basic oxide or hydroxide **s , bay-,** sodium chloride, also the sea-salt obtained by the evaporation of sea-water by solar heat **s. of bones,** ammonium carbonate **s., Carlsbad,** a salt prepared from one of the springs at Carlsbad or made in imitation of it. Each spring contains in varying degrees carbonates of magnesium, iron, manganese, calcium, strontium, lithium, and sodium, sulphates of sodium and potassium, sodium chloride, sodium fluoride, sodium borate, and calcium phosphate **s. of colcothar,** sulphate of iron. **s., common,** sodium chloride **s., crab orchard,** a mild saline purgative produced from the evaporated water of springs at Crab Orchard, Kentucky It contains magnesium, sodium, and potassium sulphates and a little iron and lithium **s., diuretic,** potassium acetate **s., double,** one in which the hydrogen atoms of an acid are replaced by two metals **s., Epsom-,** magnesium sulphate **s fever,** fever caused by giving salt solution intravenously or otherwise **s.-frog,** a frog from whose vascular system all blood has been artificially removed and replaced by physiological salt solution Syn , *Cohnheim's frog* **s , Glauber's,** sodium sulphate **s., halogen, s , haloid,** any salt of the halogen elements, fluorine, chlorine, bromine, and iodine, **s.s of lemon,** potassium binoxalate **s., Monsel's,** subsulphate of iron, used chiefly in solution as a styptic **s , neutral** 1 A salt which has a neutral action towards litmus 2 Often used as the equivalent of *s normal, q v* **s., normal,** a salt in which all of the available hydrogen has been replaced by a metal or its equivalent **s oxy-,** a salt of an oxyacid, one containing oxygen **s.s, Preston's,** English smelling salts **s , purging, tasteless,** sodium phosphate **s.-rheum,** chronic eczema **s., Rochelle,** sodium and potassium tartrate. **s., rock-,** native sodium chloride, occurring in crystalline masses **s., sea-,** the sodium chloride obtained by the evaporation of sea-water **s., secondary.** Same as *s , neutral* **s.-sickness** See *sickness, salt-* **s , smelling-,** any pungent, irritant salt which when inhaled usually acts reflexly as a respiratory or circulatory stimulant Ammonium carbonate is generally used. **s. of soda,** sodium carbonate. **s. solution,** a solution of sodium chloride in distilled water One containing from 0 6 to 0 75 % of sodium chloride is known as a *physiological* or (incorrectly) *normal salt solution,* and is used in physiological experiments on living tissues In medicine it has been employed to restore to the system the fluids lost by severe hemorrhage or profuse diarrheal discharges The solution is introduced into the subcutaneous tissues or into a vein, sometimes also into the rectum **s. of sorrel,** potassium binoxalate derived from species of *Oxalis* and *Rumex* **s s, spirit of,** hydrochloric acid **s.-starvation.** See *hypochlorization* **s., sweet spirit of,** ethyl chloride **s., table,** sodium chloride **s. of tartar,** pure potassium carbonate. **s. of urine** ammonium carbonate **s. of vitriol,** zinc sulphate **s. of wisdom,** sal alembroth. **s of wormwood,** potash prepared from wormwood

saltans rosa. Urticaria

saltation (*sal ta'-shun*) [*saltare*, to dance] The dancing or leaping sometimes noticed in chorea

saltatory, saltatoric (*sal'-tat-o-re, sal-tat-or'-ik*) [*saltare*, to dance] Dancing or leaping **s. spasm,** a clonic spasm that causes the patient to leap or jump when he attempts to stand

salted. A term applied to animals that have recovered from South African horse-sickness

Salter's incremental lines [Sir James A. *Salter*, English dentist] Dentinal lines more or less parallel to the surface of the tooth. Caused by imperfectly calcified dentin

salting out. A method of precipitating unchanged certain proteins (albumins and albumoses) by the addition of certain neutral salts either in the form of a solid or of a saturated solution

saltpeter (*sawlt-pe'-tre*) [*salt; petra*, a rock]. Potassium nitrate. **s., Chili**, sodium nitrate. **s., wall**, calcium nitrate.

salts. A saline cathartic, especially magnesium sulphate, sodium sulphate, or Rochelle salt.

salubrin (*sal-ū'-brin*) [*salubritas*, healthfulness]. A compound said to contain 2 % of anhydrous acetic acid, 25 % of acetic ether, 50 % of alcohol, and the remainder distilled water; it is antiseptic, astringent, and hemostatic; used diluted with water as a gargle and on compresses.

salubrious (*sa-lū'-bre-us*) [*salus*, health]. Healthful.

salubrity (*sa-lū'-brit-e*) [*salubritas*, healthfulness]. The state or character of being wholesome.

salubrol (*sal-ū'-brol*). Tetrabromomethylenediantipyrine. An inodorous, antiseptic powder used in the same way as iodoform.

salufer (*sal'-ū-fer*). Sodium silicofluoride.

salumin (*sal'-ū-min*). See *aluminum salicylate*. **s., soluble**, ammoniated aluminum salicylate.

salutarium (*sal-ū-ta'-re-um*) [*salus*, health]. A sanitarium.

salutary (*sal'-ū-ta-re*) [*salus*, health]. Promotive of health

salvarols (*sal'-var-olz*). Trade preparation of arsphenamine for intra-rectal application.

salvarsan (*sal'-var-san*). Ehrlich's "606" Dioxydiamidoarsenobenzol, $C_{12}H_{13}O_2N_2As_2$. A sulphur-yellow powder furnished by Ehrlich as a remedy for syphilis. **s. milk**, milk from a goat that has been subjected to injections of salvarsan; used for syphilitic children.

salvatella (*sal-vat-el'-ah*) or **vena salvatella** [*salvatus*, from *salvare*, to save]. The vein on the back of the little finger See *vein*.

salve (*sahv*) [AS., *sealf*]. Ointment. **s., Deshler's**, compound rosin cerate. **s. pencil**, ointment in the form of pencil or stick.

salveol (*sal'-ve-ol*). Trade name of an antiseptic solution of sodium creosotate in cresol

salvia (*sal'-ve-ah*) [L.]. Official name for the dried leaves of *Salvia officinalis*. See *sage*.

salviol (*sal'-ve-ol*) [*salvia*, sage; *oleum*, oil], $C_{10}H_{16}O$. A liquid substance from oil of sage.

salyrgan (*sal-er'-gan*). Trade name of a solution of mercury salicylalbylamide acetate of sodium; used as a diuretic and antisyphilitic; also known as *mersalyl*

Salzer's operation [Fritz Adolf *Salzer*, Austrian surgeon, 1858–]. Excision of the whole of the third division of the fifth nerve.

samadera or **samandura** (*sam-ad-e'-rah* or *sa-man'-dū-rah*) [E. Ind.]. A genus of old-world trees of the simarubaceous type. **s. indica** produces a bitter, febrifugal bark.

samarium (*sam-a'-re-um*) [L.]. A metallic element belonging to the didymium group. Symbol Sa; atomic weight 150 4.

sambucin (*sam-bū'-sin*) [*Sambucus*, the elder]. An alcoholic fluidextract of the bark of *Sambucus nigra*. It is a diuretic.

sambucus (*sam-bū'-kus*) [L.]. Elder; a shrub or tree of the order *Caprifoliaceæ*. The flowers of *S. canadensis* and the berries are sudorific; the latter have been used as an alterative in rheumatism and syphilis. The inner bark has been employed in epilepsy, dropsy, and various chronic diseases. *Aqua sambuci* (B. P.) is used as a vehicle.

samol (*sam'-ol*). Trade name of an ointment containing 25 % of salimenthol.

samshu (*sam'-shoo*) [Chinese]. An alcoholic drink distilled in China from rice or millet, or both.

sanative (*san'-a-tiv*) [*sanare*, to heal]. Promoting health; healing.

sanatogen (*san'-at-o-jen*). A proprietary food said to contain 95 % of casein and 5 % of sodium glycerophosphate. Dose 2 teaspoonfuls three times daily in milk, soups, etc.

sanatol (*san'-at-ol*). The trade name of a disinfectant said to consist of sulphuric acid, esters of phenol, and its homologues.

sanatolyn (*san-at'-ol-in*). A disinfectant said to consist of phenol and sulphuric acid with a percentage of ferrous sulphate.

sanatorium (*san-at-o'-re-um*) [*sanare*, to heal]. An establishment for the treatment of the sick; especially a private hospital. See *sanitarium*.

sanatory (*san'-at-o-re*). See *sanative*.

sanatose (*san'-at-ōs*). A proprietary preparation said to consist of sodium glycerophosphate and casein.

sand [AS.]. An aggregation of fine grains of silicic oxide. **s., auditory**, otoliths **s.-bath.** 1. A vessel containing dry sand in which a substance requiring a slowly rising or uniform temperature may be heated. **s.-blind.** See *metamorphopsia*. **s.-bodies.** See *corpora arenacea*. **s., brain.** See *acervulus*. **s.-crack**, a crack or fissure in the hoof of a horse, extending from the coronet toward the sole, and due to a diseased condition of the horn-secreting membrane **s.-flea.** See *chigoe*. **s., intestinal**, gritty material passed with the stools. **s., pineal.** See *acervulus*. **s.-tumor.** See *psammoma*

sandalwood. 1. Red sanders (*Santalum rubrum*, U. S. P.; *Pterocarpi lignı*, B. P.), the wood of *Pterocarpus santalinus*, of the order *Leguminosæ*. It is used as a coloring agent. 2. The wood of *Santalum album*, of the order *Santalaceæ*, containing a volatile oil. **s. oil** (*oleum santali*, U. S. P., B. P.), used in bronchitis and gonorrhea. Dose 15–20 min. (1.0–1.3 Cc.).

sandarac (*san'-dar-ak*). A white, transparent resin produced by *Callitris quadrivalvis*, a tree of North Africa. It is now little used except as a varnish and incense **s. varnish**, in dentistry a solution of sandarac in alcohol used as a separating medium in making plaster casts.

sandaracin (*san-dar'-as-in*) Giese's name for sandarac which has been exposed to the action of alcohol. It is a mixture of two of the three resins of which sandarac is said to be composed.

sanders (*san'-durz*). Sandalwood.

Sanders' sign [James *Sanders*, English physician, 1777–1843]. Undulatory character of the cardiac impulse, most marked in the epigastric region, in adherent pericardium. **S.'s type of paranoia**, paranoia appearing in youth. Syn. *paranoia originaria*.

Sanderson's method of attenuation. The passing of virus through the system of another animal (*e. g.*, the guinea-pig, in anthrax) so that it becomes modified in virulency.

Sandstroem's bodies or **glands** (*sant'-strēm*) [Ivar *Sandstroem*, Norwegian physician]. The parathyroid glands; also called Gley's glands

sandyx (*san'-diks*). Red oxide of lead.

sane (*sān*) [*sanus*, whole]. Of sound mind.

sangaree (*sang-ga-re'*) [Sp., *sangria*]. A sweetened and flavored drink, consisting essentially of diluted wine or porter.

Sanger's macula. A bright red spot marking the orifice of the duct of Bartholin's gland in cases of gonorrheal vulvitis. Syn., *macula gonorrhœica*.

Sanger's operation. *A method of performing cesarean section:* a modification of the usual

operation in which the uterus is brought out through a long abdominal incision before extraction of the fetus

Sanger's pupil-reaction. *For the differential diagnosis of cerebral syphilis and tabes* in amaurosis and optic atrophy of cerebral syphilis the pupil-reflex to light may be preserved and even increased after a protracted stay in the dark, which is never the case in tabes dorsalis

S.-angle. See angle, sigma

sangrenal (*sang'-gre-nal*). A preparation made from adrenal glands, used as an astringent, hemostatic, and cardiac stimulant

sanguicolous (*sang-gwik'-o-lus*) [*sanguis*, blood, *colere*, to inhabit] Living in the blood as a parasite

sanguiferous (*san-gwif'-er-us*) [*sanguis*, blood *ferre*, to carry] Carrying, or conveying, blood

sanguiferrin (*sang gwif'-er in*) Trade name of a preparation said to contain hemoglobin and manganese

sanguification (*sang gwif-ik-a'-shun*) [*sanguis*, blood, *facere*, to make] 1 The formation of blood 2 Conversion into blood, as the *sanguification* of substances absorbed from the intestinal tract

sanguimotion (*sang-gwi mo' shun*) [*sanguis, motion*] The circulation of the blood

sanguimotory (*sang-gwi mo' tor-e*) Relating to the circulation of the blood

sanguinal (*sang'-gwin al*) A hematinic consisting of evaporated blood and hemoglobin in liquid form, and free from the intermediate products of the degeneration of albuminous bodies It consists of natural blood-salts 46 parts, oxyhemoglobin 10 parts, and peptonized muscle albumin 44 parts

sanguinaria (*sang gwin-a'-re-ah*) [*sanguis*] Bloodroot, a genus of plants of the order *Papaveraceæ* The rhizome of *S canadensis* (*sanguinaria*, U S P) is emetic and narcotic, in large doses it is an irritant and convulsant It is used chiefly as an expectorant in bronchitis Dose, as an expectorant 1–5 gr (0 065 0 32 Gm), as an emetic, 5–10 gr (0 32–0 65 Gm) **s., fluid-extract of** (*fluidextractum sanguinariæ*, U S P) Dose 1–10 min (0 065–0 65 Cc) **s, tincture of** (*tinctura sanguinariæ* U S P) Dose 30–60 min (2–4 Cc)

sanguinarine (*sang-gwin'-ar-ēn*), $C_{20}H_{18}NO_4$, the most important alkaloid derived from the rhizome of *Sanguinaria canadensis* Dose $\frac{1}{12}$–$\frac{1}{6}$–$\frac{1}{4}$ gr (0 005–0 011–0 05 Gm) in solution Small doses expectorant, large doses emetic **s. nitrate,** $C_{17}H_{18}NO_4HNO_3$, a red, crystalline powder soluble in water and alcohol Dosage and uses the same as the alkaloid **s. sulphate,** $(C_{17}H_{18}NO_4)_2H_2SO_4$, red crystalline powder, soluble in water and alcohol Dosage and uses the same as the alkaloid

sanguine (*sang'-gwin*) [*sanguis*] 1 Resembling blood, bloody 2 Hopeful, active, as *sanguine* temperament

sanguineous (*sang-gwin' e-us*) [*sanguis*] 1 Pertaining to the blood, containing blood. 2 Sanguine **s cyst,** a cyst containing blood-stained fluid

sanguino (*sang'-gwin-o*) A proprietary preparation said to contain all iron salts, albumins, fats, and carbohydrates formed in the animal organism

sanguinoform (*sang-gwin'-o-form*). A therapeutic preparation of blood said to be obtained from the embryonic blood-forming organs of animals

sanguinolent (*sang-gwin'-o-lent*) [*sanguis*] Tinged with blood

sanguis (*sang'-gwis*) [L] Blood

sanguisuction (*sang-gwis-uk'-shun*) [*sanguis*, blood, *suctus*, p p of *sugere*, to suck] Abstraction of blood by suction, as by a leech or other parasite

sanguisuga (*sang-gwi-sū'-gah*) See *leech*

sanies (*sa'-ne-ēz*) [L] A thin, fetid, greenish, seropurulent fluid discharged from an ulcer, wound, or fistula

sanious (*sa'-ne-us*) [*sanies*] Pertaining to or resembling sanies, **as** *sanious* pus

sanitarian (*san-it-a'-re-an*) [*sanitas*, health] One skilled in sanitary science and matters of public health

sanitarium (*san-it-a'-re-um*) [*sanitas*, health] A place where the conditions are such as especially to promote health, a resort for convalescents **s., ocean,** a ship so constructed as to be specially adapted to the requirements of invalids or convalescents and to making long cruises

sanitary (*san'-it-a-re*) [*sanitas*] Pertaining to health **s. cordon,** a line of guards to control ingress to or egress from an infected locality **s police.** See *police, sanitary* **s. science,** the science that includes a consideration of all that can be done for the prevention of disease and the promotion of the public health

sanitas (*san'-it-as*) 1 Health 2 A class of proprietary antiseptic solutions, made from turpentine

sanitation (*san it a' shun*) [*sanitary*] The act of securing a healthful condition, the application of sanitary measures

sanitol (*san'-it-ol*) Trade name of an antiseptic mouth-wash

sanity (*san'-it e*) [*sanitas*, from *sanus* sound] Soundness of mind

sanmethyl (*san-meth'-il*) A proprietary preparation said to consist of methylene-blue, copaiba, phenyl salicylate, oils of sandalwood and cinnamon, and the oleoresins of cubebs and matico It is used in gonorrhea. Dose in capsules 10 min (0 66 Cc)

sanmetra (*san-met'-rah*) [*sanus*, sound, *μητρα*, womb] A combination of zinc sulphate, 1 gr, antipyrine, 2 gr, ichthyol 5 gr, fluidextract of hydrastis, 5 gr, creosote 1–2 gr, extract of hyoscyamus, 1–2 gr, menthol and thymol, each, 1–25 gr, oil of eucalyptus, 1 gr It is indicated in vaginal uterine, and pelvic diseases, and is used in suppositories

sanmetto (*san met'-o*) A proprietary preparation recommended in genitourinary diseases and said to consist of sandalwood and saw-palmetto Dose 1 teaspoonful (5 Cc) 4 times daily

sano (*san' o*) A proprietary dietetic remedy said to consist of dextrinized barley flour with a high percentage of proteins

sanocrysin (*san-ok'-ris-in*) Trade name of a preparation of sodium and gold thiosulphate Used for treating tuberculosis

sanoderma (*san-o der'-mah*) A sterilized muslin bandage saturated with bismuth subnitrate

sanoform (*san'-o form*), $C_6H_2I_2OHCOOCH_3$ The methyl ether of diiodosalicylic acid It is a white tasteless, odorless, permanent powder, containing 62 7% iodine, melts at 110° C, soluble in alcohol, ether, or vaseline It is used as a surgical dressing in powder or 10% ointment

sanogyl (*san'-o-jil*) Proprietary name of a tooth paste containing fluorine and neosalvarsan.

sanose (*san'-ōs*) A proprietary dietetic said to contain 80% of casein and 20% of albumose; a

white, odorless, tasteless powder forming an emulsion when stirred with water or milk. Dose 5 dr.–1½ oz (20–50 Gm.) in a pint of milk.

sanosin (*san'-o-sin*). A mixture of sulphur, charcoal, and eucalyptus leaves. The fumes of this when ignited are used by inhalation in the treatment of pulmonary tuberculosis.

Sansom's sign (*san'-sum*) [Arthur Ernest *Sansom*, English physician, 1839–1907]. 1. Considerable extension of dulness in the second and third intercostal spaces in pericardial effusion. 2. A rhythmic murmur transmitted through the air in the mouth when the lips of the patient are applied to the chestpiece of the stethoscope; it is heard in cases of aortic aneurysm. 3. Reduplication of the second sound of the heart, heard at the base, in mitral stenosis.

Sanson's images [Louis Joseph *Sanson*, French physician, 1790–1841]. See *Purkinje's images*.

santal (*san'-tal*). Santalum, white sandalwood. See *sandalwood* (2).

santalal (*san'-tal-al*), $C_{15}H_{24}O$. A constituent of santal oil found by Chapoteau.

santalin (*san'-tal-in*) [*santalum*, sandalwood]. The coloring-matter of red sandalwood, obtained by evaporating the alcoholic infusion to dryness. It is a red resin, fusible at 212° F., and is very soluble in acetic acid as well as in alcohol, essential oils, and alkaline lyes.

santalol (*san'-tal-ol*), $C_{15}H_{26}O$. A constituent of oil of santal found by Chapoteau.

Santa Lucia bark. The bark of *Exostemma floribundum*, a rubiaceous tree of the Antilles.

santalum (*san'-tal-um*) [L.]. *Pterocarpi lignum* (B. P.). White sandalwood. The wood of a species of *S. album* and *S. citrinum*, or yellow sandalwood. It yields oil of santal, an astringent oil, useful in chronic bronchitis and gonorrhea. It is often adulterated with oil of cedar. Dose of the volatile oil dr. xxxx, in emulsion or capsule. **s. rubrum**, red sanders, the wood of *Pterocarpus santolinus*, imparts a brilliant-red color to ether and alcohol.

santheose (*san'-the-ōz*). Same as theobromine, *q. v.*

Santini's booming (*sahn-te'-ne*). A booming sound heard on auscultatory percussion over a hydatid cyst.

santol (*san'-tol*). 1. A crystalline substance $C_8H_8O_3$, found by H. Weidel (1870) in white sandalwood. 2. A proprietary preparation of sandalwood, used for gonorrhea, etc.

santonica (*san-ton'-ik-ah*) [σαντονικόν, wormwood]. Levant wormseed, the unexpanded flower-heads of *Artemisia paucifiora* (U. S. P.) or *A. maritima*, var., *Stechmanniana* (B. P.), of the order *Compositæ*, the essential constituent of which is *santonin*, $C_{15}H_{18}O_3$ (*santoninum*, U. S. P., B. P.). Santonin is a neutral crystalline principle, producing, in overdoses, xanthopsia, giddiness, stupor, at times convulsions, and death from failure of respiration. The urine is colored yellow. Santonica and santonin are used as vermicides against the lumbricoid worm. Dose of *santonica* 10–30 gr. (0.65–2.0 Gm.); of *santonin* 1–2 gr. (0.065–0.13 Gm.). Sodium santoninate was formerly used as a substitute for santonin, but has produced poisoning.

santonin (*san'-to-nin*). See under *santonica*. **s., troches of** (*trochisci santonini*, U. S. P., B. P.), those of the U. S. P. contain each about ½ gr. (0.033 Gm.) of santonin; those of the B. P. contain 1 gr. (0.065 Gm.) of the drug.

santoninoxime (*san-ton-in-oks'-im*), $C_{15}H_{18}O_3(N{\cdot}OH)$. A derivative of santonin by action of an alcoholic solution of hydroxylamine hydrochloride with sodium; a white, crystalline powder, less toxic than santonin, and used as a vermicide. Dose for adults 5 gr. (0.32 Gm.) divided into two doses and taken at intervals of one to two hours, followed by a cathartic. Repeat for 2 or 3 days.

santonism (*san'-ton-izm*). Poisoning from overdosage of santonin.

Santorini's canal (*san-to-re'-ne*) [Giovanni Domenico *Santorini*, Italian anatomist, 1681–1737]. See *Bernard's canal*. **S.'s cartilages**, cornicula laryngis; the cartilaginous nodules on the tips of the arytenoid cartilages. **S.'s circular muscle**, involuntary muscular fibers encircling the urethra beneath the constrictor urethræ. **S.'s concha**, a small, supernumerary, spongy bone sometimes found above the superior turbinated bone of the ethmoid. **S.'s duct**, same as *S.'s canal*. **S.'s fissures**, two fissures separating the cartilaginous portions of the external auditory canal into three incomplete rings. Syn., *incisuræ Santorini*. **S.'s muscle.** 1. The risorius *q. v.*, under *muscles, table of*. 2. Same as Santorini's circular muscle. **S.'s papilla**, the papilla of the duodenum. **S.'s plexus.** 1. The vesicoprostatic plexus of veins in the male; the venous plexus surrounding the front and sides of the urethra in the female. 2. An anastomotic network formed at the foramen ovale by the filaments of the two roots of the inferior maxillary nerve. **S.'s tubercle**, the cornicula laryngis. **S.'s veins**, the emissary veins forming a communication between the cerebral sinuses and the veins of the scalp; especially, the small veins passing through the parietal foramen and connecting the parietal with the superior longitudinal sinus.

santozea (*san-to-ze'-ah*). Trade name of a preparation said to contain santal, saw-palmetto, etc.; used for cystitis and other genitourinary disorders.

santyl (*san'-til*). Santalyl salicylate, a proprietary gonorrhea remedy.

sap. The nutritive fluid which circulates by endosmosis in plants.

saphena (*sa-fe'-nah*) [σαφηνής, manifest· pl., *saphenæ*]. A name given two large veins of the leg—the internal or long, and the external, or short saphena.

saphenectomy (*saf-e-nek'-to-me*) [*saphena*; ἐκτομη, excision]. Excision of part of the saphenous vein for cure of varicose veins.

saphenous (*sa-fe'-nus*) [σαφηνής, manifest]. Apparent; superficial, manifest, applied to two veins of the lower limb, the internal or long saphenous vein and external or short saphenous vein, situated just beneath the surface; also applied to the nerves accompanying these veins. **s. nerves.** See *nerves*. **s. opening**, an opening in the fascia lata at the upper part of the thigh through which the long saphenous vein and nerve pass. **s. veins.** See above and also *veins*.

sapid (*sap'-id*) [*sapere*, to taste]. Capable of being tasted.

sapidity (*sap-id'-it-e*) [*sapid*]. The property or quality of a substance which gives it taste.

sapientia (*sa-pe-en'-she-ah*) [L.]. Wisdom. **sapientiæ dentes**, the posterior or third molar teeth.

sapo (*sa'-po*) [L.]. Soap. See *soap*. **s. animalis**, tallow soap. **s. domesticus**, tallow soap. **s. durus**, hard soap. **s. mollis**, soft soap, green soap. **s. viridis**, green soap, soft soap.

sapocarbol (*sa-po-kar'-bol*) A disinfectant solution of cresol and soft soap

sapodermin (*sap-o-der'-min*) An antiseptic soap containing albuminate of mercury, used in the treatment of parasitic and fungoid diseases

sapogenin (*sap oj'-en-in*), $C_{34}H_{54}O_9$ (Hesse) A derivative of saponin by action of dilute acids with heat It occurs in needles grouped in stars soluble in alcohol or ether Syn , *saporetin*

sapolan (*sap' ol an*) A compound said to consist of a naphtha product, 2 5 parts, soap, 3 to 4 %, lanolin 1 5 parts, it is used in skin diseases

sapolanolin (*sa-po lan'-o-lin*) A preparation of soft soap and lanolin, used in eczematous conditions

saponaceous (*sap-o-na' se-us*) [*sapo*, soap] Having the nature of soap

saponal (*sap'-o-nal*) A cleansing compound said to consist of soap, 20 %, sodium carbonate, 60 %, sodium chloride 2 2 %, and water 11 %

Saponaria (*sap-o-na'-re ah*) [*sapo*, soap] A genus of plants of the order *Caryophylleæ S officinalis*, or soapwort, bouncing bet, is a species growing wild abundantly in the United States and Europe in the vicinity of houses The root, rhizome, and stolons are used in gout, syphilis, and as an expectorant It contains saponin, sapotoxin sapogenin etc

saponarius (*sap o na'-re-us*) Of a soapy character

saponatus (*sap o na'-tus*) [L] Mixed with soap

saponetin (*sap-on et'-in*) A microcrystalline body, $C_{40}H_{66}O_{15}$ obtained by heating saponin with dilute acids

saponification (*sa-pon-if ik a' shun*) [*sapo*, *facere*, to make] The act of converting into soap, the process of treating a neutral fat with an alkali, which combines with the fatty acid, forming a soap **s equivalent**, a term used to indicate the number of grams of an oil saponified by one equivalent in grams of an alkali **s , fermentation**, saponification brought about by the action of a ferment

saponiform (*sap on' e form*) Soap like in appearance and consistence

saponify (*sa pon' e fi*) [see *saponification*] To convert into soap, to convert a neutral fat by the action of an alkali into free glycerol and a salt of the alkali the latter forming a soap

saponiment (*sap on' im-ent*) [*sapo*, soap] A term denoting a medicinal compound of soap

saponin (*sap'-o-nin*) [*sapo*], $C_{32}H_{54}O_{18}$ A glucoside contained in the roots of soapwort and other plants and in aqueous solution forming a strong lather **s , coal-tar.** See *liquor carbonis detergens*

saponule, saponulus (*sap'-on ūl, sap on'-ū-lus*) Imperfect soaps formed by combination of essential oils with bases

saporetin (*sap-or-e'-tin*) See *sapogenin*

saporific (*sap-o rif' ik*) [*sapor*, savor, *facere*, to make] Producing taste, flavor, or relish

saporosity (*sap or os'-it-e*) [*sapid*] Sapidity

sapotin (*sap'-o-tin*) A glucoside, $C_{29}H_{42}O_{20}$, extracted from the seed of the sapodilla-plum, the fruit of *Achras sapota*, occurring in minute crystals which melt at 240° C It is readily soluble in water, less so in alcohol, and insoluble in ether, benzine, or chloroform

sapotiretin (*sap-o-tir-et'-in*), $C_{17}H_{32}O_{10}$ A product obtained from sapotin by boiling it with dilute sulphuric acid, insoluble in water, readily soluble in alcohol

sapotoxin (*sap-o-toks'-in*) [*sapo*, *τοξικόν*, poison], $C_{17}H_{30}O_{10}$ A poisonous glucoside obtained from saponin

sappan-wood (*sap-an' wood*) The wood of *Cæsalpinia sappan*, used as a dye as a substitute for hematoxylon

sappanin (*sap'-an-in*) A substance obtained by the fusion of an extract of the wood of *Cæsalpinia sappan* with caustic soda

Sappey's accessory portal veins (*sap'-e*) [Marie Philibert Constant *Sappey*, French anatomist, 1810–1896] A system of venules uniting to form small trunks, which redivide in the liver and empty into the sublobular veins It consists of the minute nutrient veins of the portal veins, hepatic artery, and bile-ducts, of venules lying in the gastrohepatic omentum, the suspensory ligament of the liver, and about the fundus of the gall-bladder, and of the group of small veins in the umbilical region. Through the branches lying in the suspensory ligament of the liver and through the parumbilical group the portal vein communicates with the venæ cavæ **S.'s fibers**, smooth muscular fibers found in the check ligaments of the eyeball close to their orbital attachment

sapphism (*saf'-izm*) [from *Σαπφω*, Sappho, a Greek poetess] Tribadism Unnatural passion of one woman for another

sapremia, sapræmia (*sap rem'-e-ah*) [*σαπρός*, putrid, *αἷμα*, blood] The intoxication produced by absorption of the results of putrefaction

sapremic (*sap re'-mik*) [*sapremia*] Affected with, of the nature of, or pertaining to, sapremia

saprine (*sap'-rin*) [*σαπρός*, putrid] A ptomaine nonpoisonous ptomaine formed in the putrefaction of animal tissues

sapro- (*sap-ro-*) [*σαπρός*, putrid] A prefix signifying decay, putridity, etc

saprodontia (*sap-ro-don'-she-ah*) [*sapro-*, *ὀδούς*, tooth] Caries or rottenness of the teeth

saprogen (*sap'-ro-jen*) [*sapro-*, *γεννᾶ*, to beget] A putrefactive microorganism

saprogenic, saprogenous (*sap ro jen'-ik, sap roj'-en us*) [*sapro-*, *γεννᾶν*, to beget] 1 Causing putrefaction 2 Produced by putrefaction.

saprol (*sap'-rol*) [*σαπρός*, putrid] A mixture of crude cresols with hydrocarbons, used as a disinfectant

Saprolegnia (*sap-ro-leg' ne-ah*) [*sapro-*, *λεγνον*, an edge] Fly fungus A genus of fungi of the order *Saprolegniaceæ* Four species are known: *S monoica*, *S dioeca*, *S asterophora*, and *S. ferox* They are all saprophytes on dead plants and animals, especially flies, in water, with the exception of the last named species, which is both saprophyte and facultative parasite It is the cause of fish or salmon disease

saprophagous (*sap-rof'-a-gus*) [*sapro-*, *φαγεῖν*, to eat] Subsisting on decaying matter

saprophilous (*sap-roff' il us*) [*sapro-*, *φιλεῖν*, to love] Infesting decaying matter Saprophytic

saprophyte (*sap'-ro-fīt*) [*sapro-*, *φυτόν*, a plant], A vegetable organism living on dead organic matter

saprophytic (*sap-ro-fit'-ik*) [*saprophyte*] Growing in dead organic matter, as *saprophytic* bacteria.

sapropyra (*sap ro-pi'-rah*) [*sapro-*, *πῦρ*, fire], 1 Malignant typhus, or putrid fever 2 Any fever due to putrid infection

saprostomous (*sap-ros'-to-mus*) [*sapro-*, *στόμα*, mouth] Having offensive breath

saprotyphus (*sap-ro-ti'-fus*) [*sapro-; typhus*]. Malignant or putrid typhus fever.

saprozoic (*sap-ro-zo'-ik*) [*sapro-; ζῳον*, an animal]. Living in decaying organic matter.

sapucainha oil (*sah-pū-ca-in'-hah*). An oil derived from *Carpotroches brazziliense*, and containing carpotrochic and carpotrochinic acids. It has been used in leprosy, as a substitute for chaulmoogra oil.

sar, sara [E. Ind., "rotten"] Vernacular for trypanosomiasis (surra) (*q. v.*).

sarapus (*sar'-ap-us*) [σαίρειν, to sweep; πούς, foot]. A flat-footed person.

Sarbo's sign. Analgesia of the peroneal nerve, occasionally observed in tabes dorsalis

sarc (*sark*) [σάρξ, flesh]. The belly, body, or fleshy portions of a muscle.

sarcepiplocele (*sar-sep-ip'-lo-sēl*) [σάρξ, flesh; ἐπίπλοον, omentum, κήλη, tumor]. An omental hernia with sarcocele, or with great thickening of the omentum.

sarcidium (*sar-sid'-e-um*) [σάρξ, flesh]. A fleshy excrescence.

Sarcina (*sar'-sin-ah*) [L., "a bundle;" pl., *sarcinæ*] A genus or schizomycetes consisting of cocci dividing in three directions, thus producing cubic masses. See *micrococci, table of.*

sarcine (*sar'-sēn*). 1. See *hypoxanthine.* 2 Sarcina, *q. v.*

sarcinic (*sar-si'-nik*) [*sarcina*]. Pertaining to or caused by sarcinæ.

sarcinuria (*sar-sin-ū'-re-ah*) [*sarcin; οὖρον*, urine]. The discharge of sarcin with the urine.

sarcitis (*sar-si'-tis*) [σάρξ, flesh; ιτις, inflammation] Inflammation of fleshy tissue; especially inflammation of muscle.

sarco- (*sar-ko-*) [σάρξ, flesh]. A prefix denoting composed of or pertaining to flesh.

sarcoadenoma (*sar-ko-ad-en-o'-mah*) [*sarco-; ἀδήν*, gland; ὀμα, tumor]. A fleshy glandular tumor. See *adenosarcoma.*

sarcoblast (*sar'-ko-blast*) [*sarco-; βλαστός*, a germ]. 1. In biology, a protoplasmic germinal mass. 2. Marchesini's term for *sarcoplast.*

sarcocarcinoma (*sar-ko-kar-sin-o'-mah*). A tumor composed of malignant growth of both carcinomatous and sarcomatous types.

sarcocele (*sar'-ko-sēl*) [*sarco-; κήλη*, a tumor]. Any fleshy swelling of the testicle. **s. malleosa,** that due to *Bacillus mallei* **s., syphilitic,** syphilitic orchitis

Sarcocephalus (*sar-ko-sef'-al-us*) [*sarco-; κεφαλή*, head] A genus of the *Rubiaceæ. S. esculentus,* a shrub of western Africa, the Guinea or Sierra Leone peach, yields an astringent antipyretic bark, doundaki or doundaké (*q. v.*); it is the quinquina africane or kina du Rio Nuñez of the French. It contains the alkaloid doundakine.

sarcocol, sarcocolla (*sar'-ko-kol, sar-ko-kol'-ah*) [σάρξ, flesh; κόλλα, glue]. 1. A gum-like drug supposed to be the product of some species of *Astragalus.* 2. An African resin with purgative qualities, the product of various plants of the genera *Penæa* and *Sarcocolla.* It is acrid and nauseous

Sarcocystis (*sar-ko-sis'-tis*) [*sarco-; κύστις*, a cyst]. A group of the sporozoa **S. miescheri,** a parasite found in pork and beef.

sarcocyte (*sar'-ko-sīt*). See *ectoplasm.*

sarcode (*sar'-kōd*) [σάρξ, flesh]. Animal protoplasm.

Sarcodina (*sar-ko-di'-nah*) [*sarco-; δίνη*, a whirling]. A class of protozoa moving and feeding by means of pseudopodia, *e. g.* ameba.

sarcoenchondroma (*sar-ko-en-kon-dro'-mah*). A combined sarcoma and enchondroma

sarcoepiplomphalus (*sar-ko-ep-e-plom'-fal-us*) [*sarco-; ἐπίπλοον*, caul, ὀμφαλός, navel]. An umbilical hernia forming a fleshy mass, from great thickening of the omentum.

sarcogenic (*sar-ko-jen'-ik*) [*sarco-; γεννᾶν*, to beget]. Producing flesh or muscle.

sarcoglia (*sar-kog'-le-ah*) [*sarco-; γλία*, glue]. Sarcoplasm; a protoplasmic substance containing the granules and nuclei composing the eminence of Doyen, or the point of entrance of a motor nerve into musuclar fiber.

sarcohydrocele (*sar-ko-hi'-dro-sēl*) [*sarco-; ὕδωρ*, water; κήλη, tumor]. A sarcocele complicated with hydrocele of the tunica vaginalis

sarcoid (*sar'-koid*) [*sarco-; εἶδος*, shape]. 1. Resembling or having the nature of flesh. 2. An oil tumor, or encapsulated mass of oil (such as paraffin oil, coal tar, liquid petrolatum).

sarcolactic acid (*sar-ko-lak'-tik*). See *acid, sarcolactic.*

sarcolemma (*sar-ko-lem'-ah*) [*sarco-; λέμμα*, husk]. The delicate sheath enveloping a muscle-fiber.

sarcolemmic, sarcolemmous (*sar-ko-lem'-ik, sar-ko-lem'-us*) [*sarco-; λέμμα*, covering] Pertaining to or of the nature of sarcolemma.

sarcology (*sar-kol'-o-je*) [*sarco-; λόγος*, science]. 1. The anatomy treating of the soft tissues, as distinguished from osteology. 2. Myology.

sarcolyte (*sar'-ko-lit*) [σάρξ, flesh; λυεῖν, to dissolve]. A cell which actively affects the retrograde metamorphosis of soft tissues

sarcoma (*sar-ko'-mah*) [*sarco-; ὅμα*, tumor]. A tumor made up of embryonal connective tissue. It is characterized by a great preponderance of cells and very little homogeneous or fibrillar intercellular substance. **s. of Abernethy.** See *s., adipose.* **s., adipose,** one containing fatty elements. **s., alveolar,** one in which groups of sarcoma-cells are contained in alveolar spaces **s., angiolithic.** Synonym of *psammoma.* **s., angioplastic,** a tumor of the testicle first described by Malazzez and Monod as composed of a protoplasmic network with irregular spaces and trabeculæ, the latter made up of anastomosing giant-cells. The name *epithelioma syncytiomatodes testiculi* is proposed for it. **s. botryoides,** a grape-like variety of sarcoma found in the cervix uteri. **s. carcinomatodes,** a scirrhous cancer **s. deciduocellulare.** See *deciduoma malignum.* **s., encephaloid,** a soft, rapidly growing sarcoma, usually of the round-celled variety. **s. epulis.** See *epulis, malignant.* **s., giant-celled,** one containing giant-cells as a prominent feature. **s., glandular,** Hodgkin's disease. **s., granulation.** See *s., round-celled.* **s. lipomatodes, s., lipomatous,** one characterized by infiltration of fat. **s. lymphadenoides.** See *lymphosarcoma.* **s., mastoid,** a sarcoma of the mammary gland. **s., melanotic,** a sarcoma, usually spindle-celled, in which the cells contain melanin. **s. molle.** See *lymphosarcoma.* **s. molluscum,** multiple connective-tissue tumors of the skin containing few spindle-cells. **s., mucous.** See *myxosarcoma.* **s., Mueller's,** "sarcoma phyllodes;" adenofibroma of the breast. **s., myeloid.** See *s., giant-celled.* **s. myxomatodes,** a myxosarcoma (*q. v.*). **s. phyllodes.** See *s., Mueller's.* **s., round-celled,** one made up of round-cells. There are two varieties, the small round-celled and the large round-celled. **s. scroti,** a sarcocele. **s.,**

spindle-celled, one made up of spindle cells Syn , *recurrent fibroid*

sarcomatoid (*sar-ko'-mat-oid*) [*sarcoma*, *εἶδος*, resemblance] Resembling a sarcoma

sarcomatosis (*sar ko mat o'-sis*) [*sarcoma*] The formation of multiple sarcomatous growths in various parts of the body **s. generalis.** Synonym of *granuloma fungoides*

sarcomatous (*sar ko'-mat-us*) [*sarcoma*] Of the nature of or resembling sarcoma

sarcomere (*sar' ko-mēr*) [*sarco-*, *μερός*, a part] One of the segments into which a muscle-fibril appears to be divided by transverse septa

sarcomoscheocele (*sar-ko-mos'-ke-o-sēl*) [*sarco-*, *ὀσχέον*, scrotum, *κηλη*, tumor] A fleshy scrotal tumor.

sarcomphalocele, sarcomphalon (*sar kom fal'-o-sēl*, *sar-kom' fal-on*) [*sarco* , *ὀμφαλός* navel, *κηλη*, tumor] A fleshy tumor at the umbilicus

sarcomyces (*sar-ko-mi'-sēz*) [*sarco-*, *μύκης*, fungus] A fleshy growth of a fungous appearance

sarcophyma (*sar-ko-fi'-mah*) [*sarco* , *φυμα*, a tumor] A fleshy tumor, sarcoma

sarcoplasm (*sar' ko plazm*) [*sarco-*, *πλάσσειν*, to mold] The hyaline or finely granular interfibrillar material of muscle tissue, the term is opposed to the *myeloplasm* or contractile substance

sarcoplasmic (*sar-ko-plaz' mik*) Containing or relating to sarcoplasm

sarcoplast (*sar'-ko plast*) [*sarco* , *πλάσσειν*, to mold] A cell lying between muscular fibrils and capable of developing into a muscular fiber

sarcoplastic (*sar ko-plas'-tik*) [*sarcoplast*] Forming flesh

sarcopoietic (*sar ko poi et'-ik*) [*σάρξ* flesh, *ποιεῖν*, to make] Producing flesh or muscle

Sarcopsylla (*sar-kop-sil'-ah*) [*σάρξ*, flesh, *ψύλλα*, flea] A genus of siphonapterous or aphanipterous insects **S. penetrans,** the chigoe

Sarcoptes (*sar kop' tēz*) [*sarco-*, *κόπτειν* to cut] A genus of mites **S. hominis,** the itch-mite. **S. scabiei** See *acarus scabiei*

sarcosepsis (*sar-ko-sep'-sis*) [*sarco* , *sepsis*] The presence of bacteria directly in the tissues

sarcosin (*sar' ko sin*) [*sarcin*], $C_3H_7NO_2$ Methylglycocoll, a crystalline substance produced when creatin and caffeine are heated with baryta

sarcosis (*sar-ko'-sis*) [*σάρξ*, flesh] 1 Diffuse sarcomatosis 2 Undue increase of flesh

Sarcosporidia (*sar ko-spor-id' e-ah*) [*sarco-*, *Sporsdia*] A variety of psorosperms found in the muscles of cattle, sheep, swine, and other mammals

sarcosporidiosis (*sar-ko-spo-rid-e-o'-sis*) [*Sarcosporidia*, a genus of psorosperms] A disease produced by sporozoa of the order *Sarcosporideæ*

sarcostosis (*sar-kos-to'-sis*) 1 Bone formation in muscular tissues 2 See *osteosarcoma*

sarcostroma (*sar-ko-stro'-mah*) [*sarco-*, *στρῶμα*, a covering] A thick, fleshy, false membrane

sarcostyle (*sar'-ko-stil*) [*sarco* , *στῦλος*, a pillar] One of the fine longitudinal fibrils of which a striated muscle-fiber is composed and into which it can be split up

sarcotherapeutics (*sar-ko-ther-ap-ū'-tiks*) [*sarco-*; *θεραπεία*, treatment] The treatment of disease by means of animal extracts or substances. See *organotherapy*

sarcothlasis (*sar-ko-thla'-sis*) [*sarco-*, *θλάσις*, a bruising] A bruise on flesh

sarcotic (*sar kot'-ik*) [*σάρξ* flesh] Pertaining to, or causing fleshy formation or sarcosis

sarcotome (*sar'-ko-tōm*) [*sarco-*, *τομή*, a cutting] A surgical instrument for the division of soft tissues

sarcotripsy (*sar'-ko-trip-se*) See *écrasement*

sarcous (*sar'-kus*) [*σάρξ*, flesh] Pertaining to flesh or muscle **s. element,** one of the dark prisms of the ultimate fibrils of striped muscle-fibers **s. substance,** the substance of a sarcous element

sardonic grin (*sar-don'-ik*) See *risus sardonicus.*

sarkine (*sar'-kin*) Same as *sarcine* (1)

Sarracenia (*sar'-as-e'-ne-ah*) [Dr *Sarrazin*, of Quebec] A genus of American insectivorous plants, *e g* , side saddle flower, or pitcher-plant, remarkable for their trumpet shaped leaves **S. purpurea, S. flava,** and **S. variolaris,** are said to afford roots serviceable in dyspepsia and gout **S. purpurea** and **S. violaris** have been vaunted as a cure for smallpox· They are diuretic, diaphoretic, and stimulant Dose of the fidext gtt xxv

sarsa (*sar'-sah*) Same as *sarsaparilla*

sarsaparilla (*sar sap-ar il'-ah*) [Sp , *zarza*, a bramble] The *Smilax officinalis* and other species of *Smilax*, of the order *Liliaceæ* The dried root (*sarsaparilla*, U S P , *sarsæ radix*, B P) contains a crystalline glucoside, *parillin*, $C_{40}H_{70}O_{18}$ Sarsaparilla has been employed as an alterative in syphilis, rheumatism, and scrofulous affections **s , decoction of** (*decoctum sarsæ*, B P) Dose 4–6 oz 128–192 Cc). **s , decoction of, compound** (*decoctum sarsæ compositum*, B P) Dose 4–6 oz (128–192 Cc) **s , fluidextract of** (*fluidextractum sarsaparillæ*, U S P) Dose 30–60 min (2–4 Cc). **s , fluidextract, compound** (*fluidextractum sarsaparillæ compositum*, U S P) Dose 30–60 min (2–4 Cc) **s , liquid extract of** (*extractum sarsæ liquidum*, B P) Dose 2–4 dr (8–16 Cc) **s., syrup of, compound** (*syrupus sarsaparillæ compositus*, U S P) Dose 1–4 dr. (4–16 Cc)

sarsasaponin (*sar-sah-sap'-on-in*), $12(C_{32}H_{56}O_{10}) + 2H_2O$ A glucoside found by Kobert (1892) in sarsaparilla It is the most poisonous of its constituents

sartian disease (*sar'-shun*) An endemic affection of the tropics, characterized by red indurated spots that finally ulcerate, probably *furunculus orientalis q v*

sarton (*sar'-ton*) Trade name of a preparation of soya bean, used as a food in diabetes

sartorius (*sar to'-re-us*) [*sartor*, tailor] The tailor s muscle, so called from being concerned in crossing the one leg over the other See under *muscle*

sassafras (*sas a fras*) [Sp , from *saxifraga*, from *saxum*, rock, *frangere*, to break] The *S variifolium*, a tree of the order *Laurineæ* The root-bark (*sassafras*, U S P , *sassafras radix*, B P) is employed as an aromatic stimulant. The pith (*sassafras medulla*, U S P) yields a mucilage (*mucilago sassafras medullæ*, U S P) that is used as an application to inflamed eyes, and as a demulcent drink in inflammation of the mucous membranes and kidneys **s. nuts,** pichurim beans, the seeds of *Nectandra pichury-major* and *N pichury-minor*

sassafrid (*sas'-ah frid*) A peculiar principle of *Sassafras officinale*, irolated by Reinach

sassafrol (*sas'-af-rol*) See *safrol*

sassolin [It] Boric acid extracted from the deposits in lagoons of Tuscany

sassy bark (*sas'-e*) The bark of *Erythrophlæum.*

sat. Abbreviation of saturated. **sat. sol.,** abbreviation of saturated solution.

satamuli (*sat-ah-moo'-le*). The native name in India for *Asparagus racemosus* It is used as a diuretic and as a sedative in nervous pain.

satellite (*sat'-el-it*) [*satelles*, an attendant]. In anatomy, the vein accompanying an artery.

satellitism (*sat'-el-ĭt-izm*). Mutualism; symbiosis.

satellitosis (*sat-el-i-to'-sis*). A condition in which there is an accumulation of free nuclei around the ganglion cells of the cortex of the brain; it is found in general paralysis and other affections.

sathe, sathon (*sa'-the, sa'-thon*) [σάθη]. The penis.

satiety (*sa-ti'-e-te*) [*satis*, enough]. Fulness beyond desire

satisfied hydracarbon. One that has no free valences; and see *saturated.*

Satterthwaite's method of artificial respiration (*sat'-er-thwāt*). Pressure upon the abdomen alternating with relaxation to allow descent of the diaphragm.

Sattler's vascular layer. The layer of blood-vessels of the choroid lying internally to Haller's tunica vasculosa.

saturated (*sat'-ū-ra-ted*) [*saturare*, to fill]. 1. Of a liquid, containing in solution all of a substance that it can dissolve. 2. Of a chemical compound, having all the affinities of its component atoms satisfied, with the maximum number of hydrogen atoms or their equivalents; a term especially applied to the hydrocarbons. And see *satisfied hydrocarbon.*

saturation (*sat-ū-ra'-shun*) [*saturate*, to fill]. 1. A state in which a liquid holds in solution all of a substance that it can dissolve; the state of being or becoming saturated. 2. Of a chemical compound, a state in which the affinities of all its atoms are *saturated.* **s. of the atmosphere,** that condition in which any reduction of temperature will be followed by a precipitation of the aqueous vapor mingled with the atmosphere. **s-. points,** the temperature at which the atmosphere contains as much moisture as it can possibly hold, in the form of vapor.

Saturday night paralysis. Paralysis of the musculospiral nerve.

satureia (*sa-tur-e'-ya*). A plant of the order *Labiatæ. S. hortensis* resembles thyme and is used as a culinary herb.

saturnine (*sat'-ur-nīn*) [*Saturnus*, a Roman deity; the alchemists' name for lead] 1. Pertaining to or produced by lead. 2. Of gloomy nature. **s. breath,** the peculiar sweet breath characteristic of lead-poisoning. **s. encephalopathy.** See *lead encephalopathy.*

saturnism (*sat'-ur-nizm*). Lead-poisoning; plumbism.

satyria (*sat-i'-re-ah*). A genitourinary tonic said to consist of saw palmetto (*Serenoa serrulata*), false bittersweet (*Celastrus scandens*), muriapuama (*Liriosoma ovata*), couch-grass (*Agropyron repens*), and phosphorus, administered in an aromatic vehicle. Dose 1 teaspoonful (5 Cc.) 4 times daily after meals.

satyriasis (*sat-ir-i'-as-is*) [σάτυρος, a satyr]. Excessive venereal desire in the man. Erotic insanity. See *priapism.* 2. Leprosy.

satyromania (*sat-ir-o-ma'-ne-ah*). Same as *satyriasis* (1).

Sauerbruch's chamber (*zow'-er-brook*) [Ferdinand *Sauerbruch*, German surgeon, 1875–]. An air-tight cabinet allowing operation on the thorax under negative pressure; the patient lies within the cabinet with his head outside.

sauerin (*zow'-er-in*). Trade name of a preparation of active culture of Massol's bacillus of Bulgarian lactic acid; used in gonorrhea and other conditions.

saunders (*sawn'-derz*). See *sandalwood.*

sauriasis (*saw-ri'-as-is*). Ichthyosis.

sauriderma (*saw-re-der'-mah*) [σαῦρα, lizard; δέρμα, skin]. Ichthyosis

sauriosis (*saw-re-o'-sis*) [σαῦρα, lizard]. Ichthyosis.

saurodermia (*saw-ro-der'-me-ah*). Ichthyosis.

saurolo (*saw-ro'-lo*). Trade name of a form of ichthyol.

sausage-poisoning. A state of gastroenteritis produced by the ingestion of decomposed sausage. Syn., *allantiasis; botulism.*

sausarism (*saw'-sar-izm*) [σαυσαρισμός]. 1. Paralysis of the tongue. 2. Dryness of the tongue.

sauterne (*so'-tern*) [*Sauterne*, a place in France]. A certain white wine

Sauvineau's ophthalmoplegia (*so-vin-o*). [Charles *Sauvineau*, French ophthalmologist, 1862–]. Paralysis of the internal rectus muscle of one side and spasm of the external rectus of the opposite side This affection is the reverse of Parinaud's ophthalmoplegia.

Savill's disease [Thomas Dixon *Savill*, English physician, 1856–1910]. An epidemic skin disease characterized by the appearance of a papular rash, followed by a branny desquamation and by marked constitutional symptoms. A fatal result may follow. Syn., *dermatitis exfoliativa epidemica; epidemic eczema.*

savin, savine (*sav'-in*). A shrub, *Juniperus sabina*, of the order *Coniferæ.* The tops (*sabina*, U. S. P.; *sabinæ cacumina*, B. P.) contain a volatile oil (*oleum sabinæ*, U. S. P.) and possess marked irritant properties. Savin is employed in amenorrhea, chronic rheumatism, gout, and as a local application to warts, ulcers, and parasitic affections of the skin. **s., fluid-extract of** (*fluidextractum sabinæ*, U. S. P.). Dose 3–8 min. (0.2–0.5 Cc.). **s., oil of** (*oleum sabinæ*, U. S. P.). Dose 2–5 min. (0.13–0.32 Cc.) **s., ointment of** (*unguentum sabinæ*, B. P.). **s., tincture of** (*tinctura sabinæ*, B. P.). Dose 20 min.–1 dr. (1.3–4.0 Cc).

Saviotti's canals (*sah-ve-ot'-e*). Fine artificial passages formed between the secreting cells of the pancreas by the forcible injection of a colored fluid into the ducts of that organ

savonal (*sav'-on-al*). Trade name of a soap mixture, used as a base for ointments.

savory (*sa'-vo-re*) [*savor*, odor, or flavor]. Having a pleasant odor or flavor. See *summer savory.*

saw. An instrument having a thin blade with sharp teeth on one edge, and used for dividing bones and other hard substances. **s., Adams',** a small straight saw with a long handle. **s., Butcher's,** one in which the blade can be fixed at any angle. **s., chain-,** one in which the teeth are set in links movable upon each other, the saw being moved by pulling alternately upon one and the other handle. **s., crown-.** See *trephine.* **s., Gigli's,** a wire with a serrated edge, used in cranial operations. **s., Hey's,** a serrated disc affixed to a handle, and used for enlarging an opening in a bone.

saw-palmetto. The fruit of *Serenoa serrulata;* sedative; nutritive and tonic. Dose of the fluidextract, ʒ ss-ij.

Sawyer's ointment (*saw'-yer*). An ointment composed of powdered ipecac, croton liniment,

and adeps benzoinatus, used as a counter-irritant

saxifragant (*saks-if' rag-ant*) [*saxum*, a stone, *frangere*, to break] Having the power of dissolving or breaking up calculi

saxifrage (*saks'-if-raj*) [*saxum*, a rock, *frangere*, to break] Any plant of the genus *Saxifraga*, including many species of herbs, to some of which doubtful medicinal properties are ascribed

saxin (*saks'-in*) Trade name of a sweetening agent more powerful than saccharin and about 600 times sweeter than sugar

saxol (*saks'-ol*) Trade name of a preparation of liquid petrolatum

saxoline (*saks' ol en*) A proprietary soft petrolatum

Sayre's apparatus, S 's jacket (*sair*) [Lewis Albert *Sayre*, American surgeon, 1820–1900] A jacket of plaster of paris molded to support the spine in diseases of the vertebral column

Sb. Chemical symbol of antimony (*stibium*)

$SbCl_3$. Antimony trichloride

Sb_2O_3 Antimony trioxide

Sb_2O_5 Antimony pentoxide

Sb_2S_3 Antimony trisulphide

Sc. Chemical symbol of scandium

scab [*scabere*, to scratch] 1 The crust formed by the desiccation of the secretion of an ulcer 2 Scabies

scabbard (*skab'-ard*) [ME , *scauberd*, a sheath] A veterinary term for the prepuce of the horse

scabbed (*skabd*) [*scabere*, to scratch] Mangy, affected with scabies

scabby (*skab'-e*) Same as *scabbed*

scabies (*ska be ēz*) [*scabere*, to scratch] Itch, a disease of the skin caused by an animal parasite, *Sarcoptes scabiei*, or itch-mite The insect forms burrows or cuniculi beneath the skin and causes irritation, with vesicles, papules, or pustules, which are frequently modified by scratching **s. agria**, lichen **s , Boeck's**, scabies crustosa, Norwegian itch **s capitis**, a disease of the hairy scalp marked by exudation and formation of crusts Syn , *achores capitis* **s capitis favosa**, favus **s. crustosa**, an extreme form of general scabies of the body resulting in fish-scale like desquamation Syn *Norway itch* Cf *radesyge* **s. fera.** See *ecthyma* **s. ferina**, mange **s. humida, s miliaris**, eczema **s. lymphatica**, that accompanied by vesicular eruption Syn , *watery itch* **s. papuliformis, s. papulosa**, a form marked by papular efflorescence Syn , *rank itch* **s. pecorina**, a form affecting sheep Syn , *sheep-itch* **s. purulenta, s. pustulosa**, that in which there is formation of large pustules resembling those of smallpox, occurring on the wrists of children Syn , *Rocky itch*

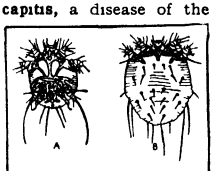

SARCOPTES SCABIEI A MALE B FEMALE

scabiophobia (*ska-be-o-fo'-be-ah*) [*scabies*, itch, *φόβος*, fear] Morbid or insane fear of scabies

scabiosus (*ska-be-o'-sus*) Pertaining to, or suffering from, scabies

scabious (*ska' be-us*) [*scabiosus*, rough, scabby] 1 Scabby or scaly 2 As a noun, a plant of the genus *Scabiosa;* popularly regarded as useful in skin diseases and gout, and as a vulnerary

scabrities (*ska brish'-e ēz*) [*scaber*, rough] Roughness, scabbiness **s. unguium,** abnormal thickening and roughness of the nails

scala (*ska'-lah*) [L] A staircase or ladder **s. anterior cochleæ, s. externa cochleæ.** See *s vestibuli* **s. clausa, s. inferior cochleæ, s. interna cochleæ.** See *s tympani* **s. media,** the space between the membrane of Reissner and the basilar membrane, containing the essential peripheral organs of hearing **s. rhythmica.** See *nucleus, hypoglossal* **s. tympani,** the canal lying below the osseous lamina and the basilar membrane of the internal ear **s. vestibuli,** the canal bounded by the osseous lamina and the membrane of Reissner

scald (*skawld*) [*excaldere*, to wash in hot water] 1 The burn caused by hot liquids or vapors 2 [Icel , *skalli*, a bare head] A disease of the skin accompanied by the formation of scabs. **s -head,** see *favus*

scale (*skāl*) [AS , *scealu*, a husk, a scale] 1 The dry, semiopaque lamina of horny epidermis, shed from the skin in health and in various diseases 2 [*scala*, a ladder] Anything bearing marks placed at regular intervals and used as a standard in measuring as *barometric scale.* 3 To remove the tartar from the teeth

scalene (*ska'-len*) [*σκαληνός*, uneven] Having unequal sides **s muscle** See *scalenus* under *muscle* **s tubercle,** a tubercle on the upper surface of the first rib for the insertion of the scalenus anticus muscle

scalenotomy (*ska-lēn-ot'-o-me*) [*scalene* muscles, *τόμη*, incision] Incision of one or more of the scalene muscles near their insertion, suggested in tuberculosis of the apex of the lung

scalenus (*ska le'-nus*) See *muscles, table of*

scaler (*ska'-ler*) [ME , *scale*, scale] An instrument for removing the tartar from the teeth

scaling (*ska' ling*) [*scale*] 1 Desquamating, producing scales 2 A pharmaceutical method consisting of drying concentrated solutions of drugs on glass plates **s the teeth,** an old name for the operation, in dentistry, which consists in the removal of salivary calculus, commonly called tartar, from the teeth.

scall (*skawl*) [ME , *skalle*, a scab] Favus, impetigo, psoriasis, eczema, or other skin diseases **s , dry,** psoriasis, scabies **s , milk,** crusta lactea **s , moist,** eczema

scallard (*skal'-lard*) Porrigo

scalled (*skawld*) [ME , *skalle*, a scab] Affected with scall

scalp [ME , *scalp*, the top of the head] The hairy integument covering the cranium

scalpel (*skal' pel*) [*scalpere*, to cut] A small knife having a convex edge

scalping operation (*skal'-ping*) See *operation, Gerdy's*

scalpriform (*skal'-pre-form*) [*scalprum*, a chisel, *forma*, shape] Like a chisel

scalprum (*skal'-prum*) [*scalpere*, to scrape] 1. A toothed raspatory used in trephining and in removing carious bone 2 A strong and large scalpel

scaly (*ska'-le*) [*scale*] 1 Resembling scales, characterized by scales, as *scaly* desquamation 2 Covered with or having scales **s.-skin,** a contagious disease common in the Louisiade, Marshall, and Gilbert groups of South Sea Islands It is an eruption of small, dry, horny scales, giving the sufferers a repulsive appearance It is probably mycetogenic in origin **s. tetter,** see *psoriasis*

scamma (*skam'-ah*) [σκάμμα, a trench]. Same as *fossa*.

scammonia (*skam-o'-ne-ah*). See *scammony*.

scammonin (*skam'-o-min*) [*scammony*]. A glucoside found in scammony. It may be identical with jalapin.

scammony (*skam'-o-ne*) [σκαμμωνία, scammony] The dried juice of the root of *Convolvulus scammonium*. It is a drastic cathartic, and is generally given in combination with other drugs. **s., resin of** (*resina scammonii*, U. S. P.). Dose as an active purge for adults 5–15 gr. (0.3–1.0 Gm.).

scandium (*skan-de-um*) [*Scandia, Scandinavia*]. A rare metal belonging to the aluminum group. Symbol Sc; atomic weight 44.1. See *elements, table of*.

scanning, s. speech [*scandere*, to climb]. A peculiar slow and measured form of speech, occurring in various nervous affections, especially in multiple sclerosis.

scansorius (*skan-so'-re-us*). See *muscles, table of*.

Scanzoni's operation (*skan-zo'-ne*) [Friedrich Wilhelm *Scanzoni*, German obstetrician, 1821–1891] A method of rotating the fetal head with the forceps in order to hasten delivery. **S.'s second os**, Bandl's ring.

scapha (*ska'-fah*) [σκάφη, trough]. 1. A trough. 2. The scaphoid fossa.

scaphocephalic, scaphocephalous (*skaf-o-sef-al'-ik, skaf-o-sef'-al-us*) [see *scaphocephaly*]. Having a boat-shaped head, from early ossification of the saggital suture, which projects like the keel of a boat.

scaphocephalus (*skaf-o-sef'-al-us*) [σκάφη, a skiff; κεφαλή, head]. A boat-shaped appearance of the cranium, due to a premature union of the sagittal suture, or abnormal development.

scaphocephaly (*skaf-o-sef'-al-e*) [σκάφη, boat; κεφαλή, head]. The condition of having a skull characterized by a projecting, keel-like sagittal suture, due to its premature ossification.

scaphocuboid (*skaf-o-kū'-boid*) [σκάφη, boat; *cuboid*]. Pertaining to the scaphoid and cuboid bones

scaphohydrocephalus, scaphohydrocephaly (*skaf-o-hi-dro-sef'-al-us, skaf-o-hi-dro-sef'-al-e*) [σκάφη, boat; *hydrocephalus*]. Scaphocephaly due to hydrocephalus.

scaphoid (*skaf'-oid*) [σκάφη, boat; εἶδος, like]. Boat-shaped. **s. abdomen**, the sunken abdomen seen in meningitis and in great emaciation. **s. bone**, a name given to a boat-shaped bone of the tarsus and of the carpus. **s. fossa**. See *fossa, scaphoid*.

scaphoideum (*skaf-oid'-e-um*) [L.]. The scaphoid bone of the wrist or ankle.

scaphoiditis (*skaf-oid-i'-tis*) [*scaphoid*; ιτις, inflammation]. Inflammation of the scaphoid bone.

scaphoidoastragalan (*skaf-oid-o-as-trag'-al-an*). Relating to the scaphoid bone and the astragalus.

scaphoidocuboid (*skaf-oid-o-kū'-boid*). Relating to the scaphoid and cuboid bones.

scapholunar (*skaf-o-loo'-nar*) [σκάφη, boat; *luna*, moon]. Pertaining to the scaphoid and semilunar bones.

scaphula (*skaf'-ū-lah*) [σκάφη, boat]. The fossa navicularis.

scapula (*skap'-ū-lah*) [L.]. The shoulder-blade, the large, flat, triangular bone forming the back of the shoulder. See *bones, table of*. **scapulæ alatæ**, of Galen and Aristotle, a wing-like appearance of the shoulder-blade in thin persons of weak musculature, especially in paralysis of the serratus magnus.

scapulacromial (*skap-ū-lak-ro'-me-al*) [*scapula*, shoulder-blade; *acromion*]. Pertaining to the acromion process of the scapula.

scapulalgia (*skap-ū-lal'-je-ah*) [*scapula*, the shoulder-blade; ἄλγος, pain]. Pain in the neighborhood of the shoulder-blade.

scapular (*skap'-ū-lar*) [*scapula*]. Pertaining to the shoulder-blade. **s. line**, a vertical line drawn on the back through the inferior angle of the scapula. **s. point**, a tender point developed in neuralgia of the brachial plexus and situated at the inferior angle of the scapula. **s. reflex**. See under *reflex*. **s. region**, the region of the back corresponding to the position of the scapula, the spine of which divides it into a supraspinous and an infraspinous region.

scapulary (*skap'-ū-la-re*). A bifuracted bandage, the two ends of which pass over the shoulders, while the single end passes down the back, all three being fastened to a body-bandage.

scapulectomy (*skap-ū-lek'-to-me*) [*scapula*; ἐκτομή, excision]. Surgical removal of the scapula.

scapulen (*skap-ū-len*) [*scapula*, the shoulder-blade]. Belonging to the scapula in itself.

scapulo- (*skap'-ū-lo-*) [*scapula*, scapula]. A prefix denoting relation to the shoulder or scapula.

scapuloclavicular (*skap-ū-lo-kla-vik'-ū-lar*) [*scapula; clavicle*]. Pertaining to the scapula and the clavicle.

scapulocoracoid (*skap-ū-lo-ko'-rak-oid*) [*scapula, coracoid*]. Pertaining to the scapula and the coracoid process.

scapulodynia (*skap-ū-lo-din'-e-ah*). Synonym of *scapulalgia*.

scapulohumeral (*skap-ū-lo-hū'-mer-al*) [*scapula; humerus*]. Pertaining to the scapula and the humerus. **s. amputation**, removal of the arm at the shoulder-joint.

scapulopexy (*scap-ū-lo-pek'-se*) [*scapulo-*; πῆξις, fixation]. The operation of fixing the scapula to the ribs.

scapulothoracic (*skap-ū-lo-tho-ras'-ik*) [*scapulo-; thoracic*]. Pertaining to the scapula and the thorax.

scapulovertebral (*skap-ū-lo-ver'-te-bral*) [*scapula; vertebra*]. Pertaining to the scapula and the spine.

scapus (*ska'-pus*) [L.: pl., *scapi*]. A stem, shaft. **s. penis**, the body of the penis. **s. pili**, the hair-shaft.

scar (*skar*). See *cicatrix*.

scarfskin, scurfskin (*skarf'-skin, skerf'-skin*) [AS., *sceorfe*, a fragment; *skin*]. The epidermis or cuticle.

scarification (*skar-if-ik-a'-shun*) [*scarify*]. The operation of making numerous small, superficial incisions.



SCARIFICATOR.

scarificator (*skar'-if-ik-a-tor*) [*scarify*]. An instrument used in scarification, consisting of a number of small lancets operated by a spring.

scarify (*skar'-if-i*) [*scarificare*, to scratch]. To make a number of small, superficial incisions.

scarlatina (*skar-lat-e'-nah*) [*scarlatinus*, scarlet]. Scarlet fever. An acute, contagious, febrile

disease, having a period of incubation varying from several hours to a week, setting in with vomiting or a chill, which is followed by high fever, rapid pulse, sore throat, and the appearance, at the end of the first or the second day of the disease, of a punctiform, scarlet-red eruption The tongue, at first heavily coated and red at the tip and edges, soon shows prominence of the papillæ, which are red and swollen (strawberry tongue) The eruption, at the appearance of which all the symptoms become intensified, gradually fades after five or six days, and is followed by a scaly desquamation A peculiarity of scarlatina is the tendency it has to involve the kidneys **s anginosa,** scarlatina with marked inflammation of the throat **s cynanchica,** see *s anginosa* **s. gastrica,** scarlet fever complicated with gastro enteritis **s. gravior,** malignant scarlet fever **s. hæmorrhagica,** scarlet fever, or more usually septic fever with hemorrhagic spots **s lævis,** mild scarlet fever **s. latens,** scarlet fever without eruptions **s. papulosa,** scarlet fever in which there are prominent papules, due to involvement of the hair follicles **s. prurigínosa,** synonym of *urticaria* **s. puerperalis,** see *s puerperal* **s pustulosa,** scarlet fever with a pustular eruption **s. rheumatica,** synonym of *dengue* **s. septica,** a grave form of scarlet fever characterized by symptoms of septic intoxication **s. simplex,** mild scarlet fever **s. sine angina,** scarlet fever without throat symptoms **s. sine eruptione, s. sine exanthemate,** scarlet fever without the rash **s. traumatica,** the eruption similar to that of scarlet fever, accompanied by febrile symptoms, which sometimes follow wounds or surgical operations **s. typhosa,** malignant scarlet fever with grave nervous symptoms **s urticata,** urticaria **s. maligna, s , malignant,** a form characterized by an abrupt onset, high fever, convulsions, coma, and death, usually before the appearance of the eruption **s , puerperal,** Littre s name for a rash resembling scarlatina sometimes followed by vesication and pustulation of the affected parts but without fever, observed in puerperants Syn , *erythema diffusum* (Braun), *porphyra* (Retzius)

scarlatinal, scarlatinoid, scarlatinous (*skar lat e'-nal, skar-lat' in oid, skar-lat'-in-us*) [*scarlatina*] 1 Pertaining to or caused by scarlatina 2 A disease simulating scarlatina **s nephritis,** the acute catarrhal nephritis arising in the course of or during the convalescence from scarlatina

scarlatinella (*skar-lat-in-el'-lah*) Same as *fourth disease, q v*

scarlatiniform (*skar-lat in' if orm*) Synonym of *scarlatinoid*

scarlatinosis (*skar-lat-in-o'-sis*) The toxic state due to the specific toxin of scarlatina

scarlet fever See *scarlatina*

scarlet red. A synthetic dye, the sodium salt of amidoazobenzeneazobetanaphtholdisulphonic acid It has been used to heal wounds, in addition to its uses as a staining reagent

Scarpa's fascia [Antonio *Scarpa,* Italian anatomist, 1747–1832]. The deep layer of the superficial abdominal fascia. **S.'s fluid,** endolymph. **S.'s foramina,** the nasopalatine foramina, bony canals opening into the incisor canal, transmitting the nasopalatine nerves **S.'s ganglion,** a ganglion near the internal auditory meatus, at the point of junction of the facial nerve and the vestibular branch of the auditory nerve; *roots,* facial and auditory nerves, *distribution,* internal ear **S.'s habenula.** See *Haller's habenula* **S.'s hiatus.** 1 See *Breschet's helicotrema* 2 See *foramen of Winslow.* **S.'s liquor,** the endolymph of the labyrinth **S.'s membrane,** the membrane which closes the fenestra rotunda of the tympanic cavity **S.'s nerve,** the nasopalatine nerve **S.'s shoe,** an apparatus used in the treatment of equinovarus It consists of a metal support with adjustable angle **S.'s staphyloma,** posterior staphyloma, staphyloma of the posterior segment of the sclera **S.'s triangle,** a triangular space having for its base Poupart's ligament, and for its apex the point of intersection of the sartorius and adductor longus muscles.

scat (*skat*) A hermaphrodite

scatacratia (*skat ak-ra'-she-ah*) See *scoracratia*

scatemia, scatæmia (*skat e'-me-ah*) [σκῶρ, σκατός, dung, αἷμα blood] Autointoxication from retained fecal matter

scatiatria (*skat-i-at' re ah*) [σκῶρ, σκατός, dung, ἰατρεία, a healing] Medical treatment directed to the condition of the feces

scatocyanin (*skat-o-si'-an in*) [σκῶρ, σκατός, dung, κύανος dark-blue] A derivative of chlorophyll, resembling but not identical with phyllocyanin It crystallizes in rhombic plates, pale brown by transmitted light, purplish blue with brilliant metallic luster by reflected light decomposed by heat, insoluble in ether, alcohol, or benzol, soluble in chloroform

scatol (*ska'-tol*) See *skatol*

scatologia, scatology (*skat-o-lo'-je-ah, shat-ol'-o-je*) [σκῶρ σκατός, dung, λογος, science] The science or study of excreta

scatologic (*skat-ol-oj'-ik*) [σκῶρ, σκατός, dung, λόγος science] Pertaining to scatologia

scatophagous (*skat of'-ag-us*) [σκῶρ, σκατός, dung; φαγεῖν, to eat] Coprophagous, excrement-eating

scatoscopy (*ska-tos' ko-pe*) [σκῶρ, σκατός, dung, σκοπεῖν, to inspect] Inspection of the excreta

scatosin (*skat'-o-sin*) [σκῶρ, σκατός, dung] A base isolated from the products of pancreatic autodigestion, probably related to skatol

scatt (*skat*) See *anthrax*

scatula (*skat'-u-lah*) [L] An oblong, flat box for powders or pills

scavenger (*skav'-en-jer*) [AS , *sceáwian,* to show] One who cleans, a remover of waste and filth **s -cells,** wandering cells that take up debris, they are common in the nervous system

Sc. D Abbreviation for *Scientiæ Doctor,* Doctor of Science

Sc. D A Abbreviation for right scapulo-anterior position of the fetus

Sc. D. P. Abbreviation for right scapulo-posterior position of the fetus

scelalgia (*se lal'-je ah*) [σκέλος, leg, ἄλγος, pain] Pain in a leg **s puerperarum,** synonym of *phlegmasia alba dolens*

scelotyrbe (*sel-o ter'-be*) [σκέλος, leg, τύρβη, vacillation] Weakness or indecision in stepping, often due to a palsied condition. **s. agitans, s. festinans** (Sauvages), paralysis agitans **s fibrilis.** See *subsultus tendinum* **s. pituitosa.** See *enteritis, pseudomembranous* **s. spastica,** chronic spasms affecting the lower limbs and causing lameness **s. tarantismus,** chorea

scent (*sent*) [ME , *senten,* to smell] An effluvium from any body capable of affecting the olfactory sense; odor, fragrance **s.-bag,** same as *s -organ* **s. gland,** an odoriferous gland, or one

secreting an odoriferous substance. **s.-pore,** the orifice of a scent-gland. **s.-test,** for plumbing It is made by putting into the pipes a quantity of some pungent chemical, such as peppermint oil, the odor of which will escape from the defects in the pipes if there are any [Price]. **s.-vesicle,** a vesicle containing odoriferous matter.

Schacher's ganglion (*shah'-ker*) [Polycarp Gottlieb *Schacher*, German physician, 1674–1751]. The ophthalmic ganglion.

Schachowa's spiral tube (*shak-ko'-vah*) [Seraphina *Schachowa*, Russian histologist]. The section of a uriniferous tubule that lies between a convoluted and a looped tubule.

Schaefer's dumb-bells. The dumb-bell shaped elements regarded by Schaefer as constituting the primitive fibrils of striped muscular tissue. **S.'s reflex,** pinching of the Achilles tendon at its middle or upper third causes slight flexion of the foot and toes in cases of organic hemiplegia The significance of this reflex is the same as that of Babinski's toe phenomenon. **S.'s sign.** 1. *Of pregnancy:* a characteristic discoloration in stripes, reddish on a livid background, which appears in the neighborhood of the urethra or on the vestibule of the vagina. The stripes run for the most part crosswise or oblique. The condition is regarded as due to a vasomotor reaction dependent upon the life of the child as the stripes disappear as soon as the child within the womb is dead. 2. *Of hemiplegia:* See *Schaefer's reflex.*

Schaefer's method (*sha'-fer*) [Edward Albert *Schaefer*, British physiologist, 1850–]. *Method of resuscitation in asphyxia or drowning:* the patient is placed face downward, and pressure is made intermittently over the lower part of the thorax to induce natural breathing.

Schapiro's sign (*shah-pe'-ro*). The pulse rate is not reduced when the patient lies down, observed in myocardial weakness.

Schede's method (*sha'-deh*) [Max *Schede*, German surgeon, 1844–1902]. A method of treating caries of bone. The diseased tissue is scraped away and the cavity allowed to fill with a blood-clot. The latter is kept moist and aseptic by a covering of gauze and protective. **S.'s operation,** a radical thoracoplasty in which the ribs from the second down and from their tubercles to the costal cartilages are excised with intercostal structures and parietal pleura. The skin and muscle flap is then sutured and in contact with the collapsed lung.

Scheele's acid (*sheel*) [Karl Wilhelm *Scheele*, Swedish chemist, 1742–1783]. A 4 per cent. solution of hydrocyanic acid **S.'s green,** cupric arsenite, $CuHAsO_3$.

Scheiner's experiment (*shi'-ner*) [Christopher *Scheiner*, German physicist, 1575–1650]. An experiment illustrating refraction and accommodation of the eye. The person looks through two pinholes made in a card and placed at a less distance than the diameter of the pupil. If the eye is emmetropic, or if accurately focused, the two sets of rays, passing through the pinholes, unite and form a single image. In a myopic or a hyperopic eye the object appears double

schema (*ske'-mah*) [σχῆμα, form]. 1. A simple design to illustrate a complex mechanism. 2. An outline of a subject.

schematic (*ske-mat'-ik*) [*schema*]. Pertaining to or of the nature of a schema. **s. eye,** one showing the proportions of a normal or typical eye.

schemograph (*ske'-mo-graf*) [*schema*; γράφειν, to write]. An apparatus for tracing the outline of the field of vision, the measurement of the field is made with the perimeter.

Schenk's method (*shenk*) [Leopold *Schenk*, Austrian physiologist, 1842–1902]. The determination of sex of infants by regulation of the mother's diet before and during pregnancy; that it is possible to govern the process of gestation so as to determine the sex of human offspring: "When no sugar is secreted, not even the smallest quantity, then the ovum will be developed which is qualified to become a male child."

Scherer's test for inosite (*sha'-rer*) [Johan Joseph von *Scherer*, 1814–1869]. Evaporate the substance to dryness on a platinum foil with nitric acid, add ammonia and one drop of calcium chloride solution, and carefully reevaporate to dryness. In the presence of inosite a rose-red residue is obtained. **S.'s test for leucin,** carefully evaporate the leucin to dryness on platinum foil with nitric acid. Add a few drops of sodium hydroxide and warm, and the colorless residue changes to a color varying from pale yellow to brown, according to the purity of the leucin; and further evaporation agglomerates it into an oily drop, which rolls about on the foil. **S.'s test for tyrosin,** carefully evaporate the substance to dryness on platinum foil with nitric acid A yellow residue is formed (nitrotyrosin), which becomes a deep reddish-yellow color on the application of caustic soda.

scherlievo (*skair-le-a'-vo*) [Ital.]. A form of ulcerative syphilis prevalent in the Austrian seaports during the last century.

scheroma (*ske-ro'-mah*) [σχερος, dry]. Xerophthalmia.

Scheurlen's bacillus (*shoir'-lenz*). A bacillus at one time thought to be the cause of carcinoma.

Schick's reaction (*shik*) [——— *Schick*, Austrian physician]. Schick uses a diphtheria toxin in a dilution of such strength that 0.1 Cc. equals $\frac{1}{10}$ of the lethal dose of a 250 Gm. guinea pig. Of this toxin he injects 0.1 Cc. of a $\frac{1}{100}$ dilution In those who react positively there is a reddening and infiltration developing in twenty-four hours and reaching a maximum in forty-eight hours; this indicates susceptibility to diphtheria, a negative reaction indicating immunity.

Schiefferdecker's intermediate discs (*she'-fer-dek-er*). The substance which is assumed to fill in the space existing at Ranvier's nodes between Schwann's sheath and the axis-cylinder. It appears as a black line on staining with silver nitrate and forms the horizontal branch of Ranvier's Latin cross.

Schiff's reaction for cholesterin [J. Moritz *Schiff*, German physiologist, 1823–1896]. Evaporate the substance over a small flame in a porcelain dish with a few drops of a mixture consisting of 1 part of a medium solution of ferric chloride and 2 or 3 parts of concentrated hydrochloric or sulphuric acid. In the presence of cholesterin a reddish-violet residue is first obtained and then a bluish-violet. **S.'s test for carbohydrates in urine,** dip strips of paper in a mixture of equal parts of glacial acetic acid and xylidin, with a very little alcohol, and dry. Warm the urine with sulphuric acid, and expose the paper to the fumes. In the presence of carbohydrates

the paper will be stained red **S.'s test for urea,** add to the urea a drop of a concentrated watery solution of furfurol, and next a drop of hydrochloric acid of specific gravity 1 10 A play of color is produced, changing from yellow, green and blue to purple The same reaction is given by allantoin, but it is less intense **S.'s test for uric acid,** dissolve the substance in sodium carbonate, then on the addition of a solution of silver nitrate a reduction of black silver oxide is obtained If a piece of filter paper previously treated with silver nitrate solution is treated with a drop of the solution of the substance in sodium carbonate a reduction of black silver oxide will also be formed on the paper

Schilder's disease Encephalitis periaxialis diffusa See under *encephalitis*

Schimmelbusch's disease (*shim'-el boosh*) [Curt *Schimmelbusch*, German surgeon, 1860–] Cystic degeneration of the mammary gland associated with adhesion of the Fallopian tube or ovary to the cecum

schindylesis (*skin dil-e'-sis*) [σχινδύλησις, a cleavage] A form of articulation in which a plate of one bone is received into a fissure of another bone

schirrus (*skir'-us*) Synonym of *scirrhus*

schisto-, schiz-, schizto- (*skis to , skiz-, skiz to*) [σχιστός, cleft] Prefixes meaning split or fissured

schistocelia, schistocœlia (*skis to se'-le-ah*) [*schisto-*, κοιλία, cavity] Abdominal fissure

schistocephalus (*skis to sef'-al-us*) [*schisto* , κεφαλή, head] 1 Having a fissured skull 2 A monster with a fissured skull

schistocormus (*skis to-kor mus*) [*schisto* , κορμός, trunk] A monstrosity having a cleft thorax, neck, or abdominal wall

schistocystis (*skis to-sis'-tis*) [*schisto-*, κύστις, bladder] Fissure of the bladder

schistocyte (*skis'-to-sīt*) [*schisto-*, κύτος, a cell] 1. A blood corpuscle in process of segmentation 2 Ehrlich s name for a poikilocyte

schistocytosis (*skis to si to' sis*) [*schistocyte*] 1 An aggregation of schistocytes in the blood 2 The splitting process of blood corpuscles

schistoglossia (*skis to glos'-e ah*) [*schisto* , γλῶσσα, tongue] Cleft tongue

schistomelus (*skis-tom' el us*) [*schisto* , μέλος, limb] A monstrosity with a cleft lower extremity

schistometer (*skis tom'-et er*) [*schisto-*, μέτρον, a measure] A device for measuring the distance between the vocal cords

schistoprosopia (*skis-to-pros o'-pe ah*) [*schisto-*, πρωσωπον, face] Congenital fissure of the face

schistoprosopus (*skis-to-pros-o'-pus*) [see *schistoprosopia*] 1 Having a cleft or fissured face 2 A monster having a fissure of the face

schistorrhachis, schistorrachis (*skist or'-a-kis*) [*schisto-*, ῥάχις, spine] Spina bifida

Schistosoma (*skis to-so'-meh*) A genus of trematode worms of flukes **S hæmatobium,** a blood-fluke causing Egyptian hematuria. **S. japonicum,** an Asiatic blood-fluke the cause of a disease endemic in certain parts of China and Japan, there are enlargement of the liver and spleen, increased appetite, diarrhea, and frequently mucous, bloody stools Syn , *Schistosoma cattoi*

schistosomiasis (*skis-to-so-mi'-as-is*). Infestation with schistosoma.

Schistosomum (*skis-to-so'-mum*) See *Schistosoma*

schistosomus (*skis-to-so'-mus*) [*schisto-*, σῶμα, a body] A variety of monster in which there is a lateral or median eventration extending the whole length of the abdomen, the lower extremities being absent or rudimentary

schistosternia (*skis-to-ster'-ne-ah*) [*schisto-*, στέρνον, sternum] Sternal fissure Syn. of *schistothorax.*

schistothorax (*skis-to-tho'-raks*) [*schisto-*, *thorax*]. Fissure of the thorax

schistotrachelus (*skis-to tra'-kel-us*) [*schisto-*, τράχηλος, neck] Fissured neck or cervix

schizaxon (*skiz aks'-on*) [*schiz-*, *axis*] An axon which divides in its course into equal or nearly equal branches

schizo- (*skiz zo*) [σχίζειν, to split] A prefix denoting split or cleft

schizoblepharia (*skiz o blef-a'-re-ah*) [σχίζειν, to split, βλέφαρον, eyelid] Fissure of the eyelid

schizocyte. See *schistocyte*

schizocytosis See *schistocytosis*

schizogenesis (*skiz-o-jen -es-is*) [*schizo-*, γένεσις, production] Reproduction by fission

schizognathism (*skiz og'-na-thizm*) [*schizo-*, γνάθος, jaw] Cleavage of the jaw

schizogonic (*skiz-o-gon'-ik*) Relating to schizogony

schizogony (*skiz-og'-o-ne*) [*schizo-*, γονία, generation] 1 Same as *schizogenesis.* 2 A form of multiple division in which the contents of the oocyst eventually split up into swarm spores. Cf *sporogony*

schizoid (*skiz'-oid*) [*schizo-*, εἶδος, form] Pertaining to dementia praecox

Schizomycetes (*skiz-o-mi-se'-tēz*) [*schizo-*, μύκης, a fungus] The cleft fungi or bacteria, so called because multiplying by fission

schizomycetic (*skiz-o-mi-se'-tik*). Pertaining to, or caused by, schizomycetes

schizomycosis (*skiz-o mi ko'-sis*) [*schizo-*, μύκης, fungus] A disease due to schizomycetes.

schizont (*skiz'-ont*) [σχίζειν, to divide] Schaudinn's term for the mother-cell in coccidia which, by multiple division, gives rise to the crescentic swarm spores called merozoites Syn , *oudeterospore* (E R Lankester, 1900), *sporocyte* (Ron, 1899) Cf *sporont.*

schizophrenia (*skiz o fre'-ne ah*) [*schizo* , φρήν, mind] Dementia præcox

schizophrenic (*skiz-o-fren'-ik*). Pertaining to, or suffering from, schizophrenia

schizophyta (*skiz-o-fi' tah*) [*schizo* , φυτόν, plant] Dried viable schizomycetes Fission plants

schizothorax (*skiz-o-tho'-raks*) Synonym of *schistothorax*

Schizothymic (*skiz-o-thi'-mik*) See *schizophrenic*

schizotrichia (*skiz o trik'-e-ah*) [*schizo-*, θρίξ, hair] Splitting of the hair

Schizotrypanum (*skiz-zo-tri'-pan-um*) [*schizo-*, τρύπανον, a borer] A genus of Trypanosomes.

Schlange's sign. In fecal blocking, the intestine is dilated above the obstruction and peristaltic movements are absent below that point

Schlatter's disease (*shlahl'-er*) [Carl *Schlatter*, Swiss surgeon, 1864–] A condition characterized by pain in the tubercle of the tibia, increased by extension and pressure, it occurs in athletes and is said to be due to separation of the tubercle of the tibia

Schleich's infiltration anesthesia (*shlīkh*) [Carl Ludwig *Schleich*, German surgeon, 1859–] A local anesthesia produced by the hypodermatic injection of cocaine combined with a weak salt solution, by the addition of a little morphine the anesthetic action is prolonged **S. method of producing general anesthesia,** the administration of small doses of chloroform, petroleum ether,

and sulphuric ether. **S.'s solution,** 1½ gr. of cocaine hydrochloride ½ gr. of morphine hydrochloride, 3 gr. common salt, dissolved in 3 oz. and 3 dr. of sterilized water.

Schlemm's canal (*shlem*) [Friedrich *Schlemm*, German anatomist, 1795–1858]. An irregular space or plexiform series of spaces occupying the sclero-corneal region of the eye; it is regarded by some as a venous sinus, by others as a lymph-channel. **S.'s ligament,** one of two ligaments connected with the shoulder-joints; the glenoideobrachial ligament.

Schlesinger's type of syringomyelia. The dorso-lumbar type.

Schlippe's salt (*shlip'-peh*) [K. F. *Schlippe*, 1799–1867]. Sodium thioantimonate.

Schmalz's operation (*shmolts*). *For stricture of the lacrimal duct:* the introduction of a thread through the sac, and as far into the duct as possible.

schmerzfreude (*schmärts'-froy'-deh*) [Ger., *pain-joy*]. A rare symptom of hysteria, in which pain or normally painful operations seem to the patient pleasant.

Schmidel's anastomoses (*shme'-del*) [Casimir Christopher *Schmidel*, German anatomist, 1716–1792]. An abnormal anastomosis between the vena cava and one of the veins of the portal system.

Schmidt's blood-coagulation theory. Para-globulin under the influence of fibrin-ferment enters into combination with fibrinogen, the result being fibrin. **S.'s incisions.** See *Lantermann's incissions* **S.'s (Ad.) method for demonstrating disturbances in the functions of the intestine,** it is formed upon the amount of the fermentation of the feces. The patient is given daily 1560 Gm. milk, 4 eggs, 3 pieces (100 Gm.) of zwieback, a plate of oatmeal-soup (40 Gm.), with 10 Gm. of sugar, a plate of flour soup made with 25 Gm. of wheat flour and 10 Gm. of sugar, and a cup of bouillon; 120 Gm. of potatoes are also given A small amount (0.3 Gm.) of carmin is given to color and designate the first stool to be examined. A small portion of the stool is dried to constant weight and weighed. It is then mixed with water and placed in a fermentation-tube and kept at 37° C. Fermentation with the evolution of gases sets in and is divided into an early and a late fermentation. Early fermentation occurs during the first 24 or 48 hours. Later fermentation begins slowly on the second or third day. In the early fermentation it is the starch that is acted upon, while in the late it is the albuminous cellulose materials. Early fermentation can be considered as present only when in the first 24 hours an evident amount of gas is formed. Normally after the diet described there should be no such fermentation. Its occurrence indicates faulty starch digestion and an abnormal condition of the bowels, especially of the small intestine. **S.'s nodes,** a term for the medullated interannular segments of a nerve-fiber.

Schmidt syndrome. Unilateral paralysis of the soft palate, larynx, and sternomastoid and trapezius, in cases of associated paralysis of larynx.

Schmiedel's ganglion. The inferior carotid ganglion.

Schneiderian membrane (*shni-de'-re-an*) [Conrad Victor *Schneider*, German anatomist, 1614–1680]. The nasal mucus membrane.

Schoeler's method (*she'-ler*) [Heinrich Leopold *Schoeler*, German ophthalmologist, 1844–]. Injection of tincture of iodine into the vitreous body in case of detachment of the retina.

Schoen's theory of accommodation. See under *accommodation*.

Schoenbein's reaction for copper (*shen'-bīn*) [Christian Friedrich *Schoenbein*, German chemist, 1799–1868]. On the addition of potassium cyanide and tincture of guaiac to a solution of a copper salt a blue coloration is produced.

Schoenlein's disease (*shen'-līn*) [Johann Lucas *Schoenlein*, German physician, 1793–1864]. Peliosis rheumatica. **S.'s triad,** purpuric exanthem, rheumatic phenomena, and gastro-intestinal disorders in peliosis rheumatica.

Schott's method (*shot*) [Theodor *Schott*, German physician, 1852–]. 1. A method of treating heart disease by resisted exercise and special forms of baths. 2. A system of gymnastic movements, accompanied by baths containing Nauheim salts, for the treatment of heart disease, anemia, and chronic rheumatism.

Schreger's lines (*shra'-ger*) [Christian Heinrich Theodor *Schreger*, Danish anatomist, 1768–1833]. Curved lines in the enamel of the teeth, parallel to the surface; they are due to the optical effect produced by the simultaneous curvature of the dentinal fibers.

Schreiber's maneuver (*shri'-ber*) [Julius *Schrieber*, German physician, 1849–]. Friction of the skin of the thigh and leg to reinforce the pateller and Achilles tendon-reflexes

Schreiner's base (*shri'-ner*). See *spermin*.

Schridde's granules (*shrid'-eh*) [H. *Schridde*, German physician]. Chondroconia.

Schroeder's contraction ring (*shro'-der*). See *Bandl's ring*. **S.'s test for urea,** when added to a solution of bromine in chloroform the urea will decompose, with the formation of gas.

Schroeder's method (*shro'-der*). *For resuscitation of asphyxiated infants:* the babe while in a bath is supported by the operator on the back, its head, arms, and pelvis being allowed to fall backward; a forceful expiration is then effected by bending up the body over the belly, thereby compressing the thorax.

Schroen's bacillus (*shro'-en*) [Otto von *Schroen*, German pathologist, 1837–1917]. A bacillus, other than Koch's bacillus of tuberculosis claimed to be pathogenic of tuberculosis.

Schroetter's catheters (*shret'-er*) [Leopold von *Schroetter*, Austrian laryngologist, 1837–1908]. Instruments of hard rubber and of varying caliber, somewhat triangular on section, used for the dilatation of laryngeal strictures. **S.'s chorea,** laryngeal chorea.

Schroth's cure (*shrōt*) [Johann *Schroth*, German physician, 1800–1856]. Dipsotherapy; a method of treating certain diseases by reducing to a minimum the liquid ingested by the patient.

Schuchardt's operation (*shoo'-kart*). **Paravaginal** hysterectomy; hysterectomy through a perineal incision involving the lower part of the wall of the vagina.

Schueffner's dots (*shoof'-ner*) [Wilhelm *Schueffner*, German pathologist]. Red granules seen in erythrocytes, after Romanowski staining, in benign tertian malarial infections.

Schuegner's granules (*shēg'-ner*). Plehn's granules, *q. v.*

Schuele's sign (*shoo'-leh*) [Heinrich *Schuele*, German neurologist 1839–1916]. Vertical folds between the eyebrows, forming the Greek letter

omega (*omega melancholicum*) frequently seen in subjects of melancholia

Schueller's ducts The ducts of Skene's glands

Schultz and Charlton test. An intracutaneous injection of serum from a convalescent scarlet fever patient produces in patients with scarlet fever a local area of blanching

Schultze's cells. The olfactory cells **S.'s comma-shaped tract,** a small tract of descending fibers in the posteroexternal column of the spinal cord near the gray commissure **S.'s fold,** a fold formed by the amnion near the insertion of the umbilical cord when the cephalic end of the fetus encroaches upon the latter **S.'s granules,** finely granular masses in the blood formed by the breaking-up of the blood-plaques **S.'s method or resuscitation,** the child is seized from behind with both hands by the shoulders, in such a way that the right index finger of the operator is in the right axilla of the child from behind forward, and the left index finger in the left axilla, the thumbs hanging loosely over the clavicles The other three fingers hang diagonally downward along the back of the thorax The operator stands with his feet apart and holds the child as above, practically hanging on the index fingers in the first position, with the feet downward, the whole weight resting on the index fingers in the axillæ the head being supported by the ulnar borders of the hands At once the operator swings the child gently forward and upward When the operator s hands are somewhat above the horizontal, the child is moved gently so that the lower end of the body falls forward toward its head The body is not flung over but moved gently until the lower end rests on the chest In this position the chest and upper end of the abdomen are compressed tightly The child's thorax rests on the tips of the thumbs of the operator As a result of this forcible expiration the fluids usually pour out of the nose and mouth of the infant The child is allowed to rest in this position one or two seconds The operator gradually lowers his arms, the child s body bends back, and he again holds the infant hanging on his index fingers with its feet downward These movements are repeated 15 or 20 times in the minute **S.'s position of the placenta,** the position assumed by the placenta when its central portion bulges downward and is expelled in advance of the periphery **S.'s reagent for cellulose,** iodine dissolved to saturation in a zinc chloride solution of specific gravity 1 8, and the addition of 6 parts of potassium iodide This reagent turns cellulose blue **S.'s test for cholesterin,** evaporate to dryness with nitric acid, using a porcelain dish on the water-bath In the presence of cholesterin a yellow residue is obtained, which changes to yellowish-red on the addition of ammonia **S.'s test for proteins,** to a solution of the protein add a few drops of a dilute cane-sugar solution and then concentrated sulphuric acid On warming and keeping the temperature at 60° C a bluish-red color is produced

Schultze-Chvostek's sign. See *Chvostek s symptom*

Schwabach's test (*shvah'-bak*) [Dagobert *Schwabach*, German otologist, 1846–] The duration of the perception of a vibrating tuning-fork placed upon the cranium is prolonged beyond the normal in cases of middle-ear disease, but shortened when the deafness is due to a central cause

Schwalbe's convolution (*shval'-beh*) [Gustav Albert *Schwalbe*, German anatomist, 1844–1916] The first occipital convolution **S.'s fissure,** one between the lower portion of the temporosphenoidal and the occipital lobes **S.'s nucleus,** the principal vestibular nucleus **S.'s sheath,** the delicate sheath which covers elastic fibers **S.'s space,** the subvaginal space of the optic nerve

Schwann, primitive bundle of [Theodor *Schwann*, German anatomist, 1810–1882] A muscular fiber **S , sheath of,** the neurilemma of a nerve-fiber **S , white substance of,** the myelin of a medullated nerve fiber

Schwarz's reaction for sulphonal [Karl Leonhard Heinrich *Schwarz*, German chemist, 1824–1890]. Upon heating sulphonal with charcoal the odor of mercaptan is evolved

Schwediauer's disease (*shva'-de-ow-er*) [François Xavier *Schwediauer* Austrian physician, 1748–1824] Same as Albert s disease

Schweinfurth green (*shvin foort*) Synonym of *Paris-green*

Schweitzer's reagent for cellulose (*shvi'-tser*) [Matthias Eduard *Schweitzer*, German chemist, 1818–1860] Copper sulphate, 10 parts, water, 100 parts Add potasssium hydroxide, 5 parts, in water 50 parts Wash the precipitate and dissolve in 20% ammonia solution This reagent dissolves cellulose

schwelle (*shvel' eh*) [Ger , 'threshold'] The threshold, or limen, of any sensation, nerve-excitation which just fails of producing a sensation

sciage (*se' ahzj*) [Fr , sawing] A to-and-fro sawing movement in massage, practised with the ulnar border, or with the dorsum of the hand

sciagram See *skiagram*

sciagraphy See *skiagraphy*

sciameter. See *skiameter*

sciascopia, sciascopy (*ski as ko' pe ah ski-as'-ko pe*) See *retinoscopy*

sciatic (*si at'-ik*) [σχίον ischium] 1 Pertaining to the ischium, as the *sciatic* notch 2 Pertaining to the sciatic nerve, as *sciatic* neuralgia **s nerve,** see *nerve* **s notch,** see *notch* **s spine,** a triangular eminence on the dorsal border of the body of the ischium **s scoliosis,** see *scoliosis*

sciatica (*si at'-ik ah*) [*ischiaticus*, from *ischium*] A disease characterized by neuralgic pain along the course of the sciatic nerve It usually follows exposure to cold and wet, and is dependent upon inflammation of the nerve In addition to pain there are numbness and tingling, tenderness along the course of the nerve and eventually wasting of the muscles See *Felt treatment of sciatica*

science (*si'-ens*) [*scire*, to know] Systematized and classified knowledge **S , Christian,** a method of treating disease upon principles similar to those upon which faith-cure rests.

scientific (*si-en-tif'-ik*) [*scientia*, knowledge, *facere*, to make] Relating to science That which is based upon science

scientist (*si'-en-tist*) [*scientia*, science] A savant, one versed in science

scieropia (*si-er-o'-pe-ah*) [σκιερός, shady, ὤψ, eye] Defective vision in which all objects appear dark

scilla (*sil'-ah*) See *squill*

scillain (*sil'-a-in*) See *scillitoxin*

scillin (*sil-in*) An inactive substance obtained from squills

scillipicrin (*sil-ip-ik'-rin*) [*scilla*; *πικρός*, bitter]. A yellowish-white, amorphous, hygroscopic powder obtained from squill. It is used as a diuretic in doses of 8–45 gr. (0.5–3.0 Gm.) daily

scillism (*sil'-izm*) [*scilla*]. Poisoning from extracts or tinctures of squill due to the contained glucoside scillitoxin. It is marked by vomiting, retarded pulse, and stupor.

scillitic (*sil-it'-ik*). Pertaining to or containing squill.

scillitin (*sil'-it-in*). A white or yellowish resinous substance, the bitter principle of squill.

scillitoxin (*sil-it-oks'-in*) [*scilla*; *τοξικόν*, poison]. An amorphous, light-brown, bitter, active principle of squill. It is soluble in alcohol, insoluble in ether and water, and a cardiac poison somewhat resembling digitalis. It is used as a diuretic in doses of $\frac{1}{60}$–$\frac{1}{30}$ gr. (0.001–0.002 Gm.) several times daily, maximum daily dose $\frac{1}{4}$ gr. (0.05 Gm.).

scillocephalus (*sil-o-sef'-al-us*) [*σκίλλα*, squill; *κεφαλή*, head]. 1. Congenital deformity o, the head, in which it is small and conically pointed, or squill-shaped. 2. A person with a squill-shaped head, usually an idiot.

scillopicrin (*sil-o-pik'-rin*). See *scillipicrin*.

scillotoxin (*sil-o-toks'-in*). See *scillitoxin*.

scintillascope (*sin-til'-ah-skōp*) [*scintilla*, a spark; *σκοπεῖν*, to observe]. Same as spintharıscope, *q. v.*

scintillation (*sin-til-a'-shun*) [*scintillare*, to sparkle]. An emission of sparks. Also a subjective visual sensation as of sparks.

scirrhencanthis (*skir-en-kan'-this*) [*σκιῤῥός*, hard; *ἐν*, in, *κάνθος*, canthus]. Scirrhus of the lacrymal gland.

scirrhoblepharoncus (*skir-o-blef-ar-ong'-kus*) [*σκιῤῥός*, hard; *βλέφαρον*, eyelid; *ὄγκος*, tumor]. A hard tumor of the eyelid.

scirrhocele (*skir'-o-sēl*) [*σκιῤῥός*, hard; *κήλη*, tumor]. Scirrhous tumor of the testicle.

scirrhoid (*skir'-oid*) [*scirrhus*; *εἶδος*, like]. Resembling a scirrhus.

scirrhoma (*skir-o'-mah*). See *scirrhus*. **s. cam-inariorum,** chimney-sweep's carcinoma.

scirrhophthalmia (*skir-off-thal'-me-ah*) [*σκιῤῥός*, hard; *ὀφθαλμός*, eye] Scirrhus of the eyeball.

scirrhosarca (*skir-o-sar'-kah*) [*scirrhus*; *σάρξ*, flesh]. Hardening of the flesh, especially of new-born infants; sclerema neonatorum.

scirrhosis (*skir-o'-sis*) [*σκιῤῥός*, hard]. The formation of a scirrhous carcinoma.

scirrhous (*skir'-us*) [*scirrhus*]. Hard.

scirrhus (*skir'-us*) [*σκίῤῥος*, hard]. A hard carcinoma.

scissile (*sis'-il*) [*scindere*, to divide]. Capable of being divided.

scission (*sish'-un*) [*scindere*, to cut]. A cutting or splitting of anything; fission.

scissiparity (*sis-ip-ar'-il-e*) [*scissus*, p. p. of *scindere*, cut, divide; *parere*, to bring forth]. In biology, generation by fission; schizogenesis.

scissor-leg (*siz'-or-leg*). A deformity that sometimes follows double hip-joint disease; the legs are crossed in walking.

scissors (*siz'-orz*) [*scindere*, to cut]. An instrument consisting of two blades held together by a rivet, and crossing each other so that in closing they cut the object placed between them. The blades may be straight, angular, or curved. **s., artery,** a scissors, one blade of which is probe-pointed, for introduction into a duct or canal. **s., canalicular,** delicate scissors, one blade of which is probe-pointed, used in slitting the lacrymal canal. **s., cannula,** scissors for slitting any canal or tube longitudinally. **s., craniotomy,** a strong S-shaped instrument used in craniotomy for perforating the skull and cutting away portions of bone. **s., iris,** one having flat blades which are bent in such a manner that they may be applied to the eyeball. Also, scissors used in iridectomy. **s., perforator,** see *s., craniotomy*. **s., skin-grafting,** an instrument consisting of a forceps and a scissors, the former for seizing a small piece of skin, and the latter for cutting it off. **s., uvula,** one designed for removal of the uvula. **s., de Wecker's,** a peculiar modification of iris-scissors.

scissura (*sis-ū'-rah*) [*scindere*, to cut]. A fissure; a splitting. **s. pilorum,** a splitting of the ends of the hairs.

scissure (*sish'-ūr*). Scissura.

Sclavo's serum (*sklah'-vo*). A serum used in the treatment of anthrax, it may be given hypodermically, intravenously, or by mouth; the average dose is 40 Cc.

sclera (*skle'-rah*) [*σκληρός*, hard]. The sclerotic coat of the eye; the firm, fibrous, outer membrane of the eyeball, continuous with the sheath of the optic nerve behind and with the cornea in front. **s. testis,** the tunica albuginea of the testis.

scleracne (*skle-rak'-ne*) [*σκληρός*, hard; *acne*]. Acne indurata.

scleradenitis (*skle-rad-en-i'-tis*) [*σκληρός*, hard; *ἀδήν*, a gland; *ῖτις*, inflammation]. See *adenosclerosis*.

scleral (*skle-ral'*) [*sclera*]. Pertaining to the sclera.

sclerangia (*skle-ran'-je-ah*) [*sclera*, *ἀγγεῖον*, a vessel]. 1. A sense of hardness yielded by a vessel. 2. See *angiosclerosis*.

scleratitis (*skle-rat-i'-tis*). Same as *scleritis*.

sclerectasia (*skle-rek-ta'-ze-ah*) [*sclera*; *ἔκτασις*, extension]. Localized bulging of the sclera.

sclerectoiridectomy (*skle-rek-to-ir-id-ek'-to-me*). Excision of a portion of the sclera and of the iris, for glaucoma.

sclerectomy (*skle-rek'-to-me*) [*sclero-*; *ἐκτομή*, excision]. 1. Excision of a portion of the sclera. 2. The excision of the sclerosed and ankylosed conductors of sound in chronic catarrhal otitis media.

scleredema (*skle-re-de'-mah*). See *sclerema œdematosum*.

sclerema (*skle-re'-mah*) [*sclera*]. Sclerosis, or hardening, especially of the skin. **S. adiposum,** a grave form of sclerema neonatorum marked by extreme hardness of the skin, atrophy, and adherence to the subcutaneous tissues. **s. adultorum,** see *morphea*. **s. cutis,** scleroderma. **s. neonatorum,** a disease of the newborn characterized by a hardening of the subcutaneous tissue, especially of the legs and feet, and probably dependent on a coagulation of the fat. **s. œdematosum,** a generally fatal form of sclerema neonatorum marked by edema of the skin with induration, impairment of muscular action, and subnormal temperature. Syn., *compact edema of infants*. **s., partial,** Schwimmer's name for scleroderma occurring in limited areas. Syn., *Sclérème en plaques*. **s. universale,** Schwimmer's name for scleroderma affecting at once the whole surface of the body, or from single areas of sclerosis of the skin gradually diffusing itself over the entire body. Syn., *Carcinus eburneus* (Alibert); *Cutis tensa chronica* (Fuchs); *Elephantiasis sclerosa* (Rasmussen); *Sclerosis cutis* (Wilson).

scleremia, scleremus (*skle-re'-me-ah -mus*) Same as *sclerema*

sclerencephalia (*skle ren-sef-a'-le-ah*) [σκληρός, hard, ἐγκέφαλος, brain] Sclerosis of brain-tissue

sclerenchyma (*skle ren' ki mah*) [*sclera*, ἐγχέω, pour in] 1 Sclerosed 2 The hard fibrous woody tissue or covering of plants

sclererythrin (*skle rer'-ith-rin*) [σκληρός hard, ἐρύθρος red] A red substance obtained from ergot

scleriasis (*skle ri'-as-is*) [*sclera*] Scleroderma

sclerin (*skle'-rin*) Rhinosclerin

scleriritomy (*skle-rir-it'-o-me*) [σκληρός, hard, sclera, τομή, a cutting] Incision of the conjunctiva sclera and iris followed by excision of a piece of the iris and anterior capsule, in staphyloma of the cornea and secondary glaucoma

scleritic (*skle-rit' ik*) [σκληρός, hard] Sclerous

scleritis (*skle-ri' tis*) [*sclera*, ῖτις, inflammation] Inflammation of the sclerotic coat of the eye It may exist alone (simple scleritis or episcleritis) or involve the cornea iris, or choroid

sclero- (*skle ro-*) [σκληρός, hard] 1 A prefix meaning hard 2 A prefix denoting connection with the sclera

scleroblastema (*skle-ro-blas-te'-mah*) [*sclero-*, βλάστημα, sprout] Embryonic tissue from which bones are formed

sclerocataracta (*skle ro kat-ar ak' tah*) [*sclero*, κατ αράκτης cataract] A hard cataract

sclerochoroiditis (*skle-ro-ko-roid-i'-tis*) [*sclero-, choroiditis*] Inflammation of the choroid and the sclerotic coat of the eye

scleroconjunctival (*skle ro kon jungk ti' val*) [*sclero, conjunctiva*, conjunctiva] Pertaining conjointly to the sclerotic coat of the eye and the conjunctiva

scleroconjunctivitis (*skle-ro-kon junk-ti vi' tis*) Simultaneous conjunctivitis and scleritis

sclerocornea (*skle-ro kor'-ne-ah*) The sclera and cornea regarded as one

sclerocorneal (*skle-ro-kor'-ne-al*) [*sclero, cornea*] Pertaining conjointly to the sclerotic coat and the cornea of the eye

sclerocyclotomy (*skle ro si-klot'-o-me*) [*sclero-*, κύκλος, a circle, τομή a cutting] Hancock's operation of division of the ciliary muscle

sclerodactylia, sclerodactyly (*skle-ro-dak-til'-e-ah, skle-ro-dak' til e*) [*sclero-*, δάκτυλος, finger] A disease of the fingers (or toes) allied to scleroderma It is usually symmetrical, occurs chiefly in women and leads to marked deformity

scleroderma (*skle ro-der'-mah*) [*sclero-*, δερμα, skin] A disease characterized by a progressive induration of the skin, occurring either in circumscribed patches (see *morphea*) or diffusely The skin becomes hard, pigmented, and firmly attached to the underlying tissues, destructive changes may also occur, and joints may become immobile from adhesions of the skin The cause is unknown **s. circumscribed.** See *morphea* **s. neonatorum.** See *sclerema neonatorum* **s oedematosa.** See *sclerema œdematosum*

sclerodermatitis (*skle-ro-der-mat-i' tis*) [*sclero-*, δέρμα, skin, ῖτις, inflammation] Inflammatory thickening and hardening of the skin

sclerodermatous (*skle ro-der'-mat-us*) [*sclero-*, δέρμα, skin] Having a hard outer covering

sclerodermitis (*skle-ro-der-mi'-tis*). Sclerodermatitis

sclerogenous (*skle-roj'-en-us*) [*sclero-*, γεννᾶν, to beget] Producing a hard substance

sclerogeny (*skle-roj'-en-e*) [see *sclerogenous*] The formation of sclerous tissue

scleroid (*skle'-roid*) [σκληρός, hard, εἶδος, form]. Hard or bony in texture

scleroiritis (*skle-ro-i-ri'-tis*) [*sclero-*; ἶρις, iris; ῖτις, inflammation] Inflammation of the sclera and the iris

sclerokeratitis (*skle-ro-ker-at-i'-tis*) [*sclero-*; *keratitis*] Inflammation of the sclera and cornea.

sclerokeratoiritis (*skle ro-ker-at-o-i-ri'-tis*) Combined inflammation of the sclera, cornea, and iris

scleroma (*skle-ro'-mah*) [*sclero-*, ὄμα, tumor]. Abnormal hardness or induration of a part **s. adultorum.** Synonym of *scleroderma* **s respiratory,** rhinoscleroma

scleromatocystis (*skle-rom'-at-o-sist is*) [*sclero ; κύστις*, a bladder] Induration of a cyst, but especially of the gall bladder or urinary bladder.

scleromeninx (*skle ro-me'-ninks*) [*sclero*, μήνιγξ, membrane] The dura mater

scleromere (*skle'-ro-mēr*) [*sclero*, μέρος, a part]. Any metamere or segment of the skeleton, such as a primitive vertebra

sclerometer (*skle-rom'-et-er*) [*sclero-*, μέτρον, a measure] A device for determining hardness

scleromucin (*skle-ro mū'-sin*) [*sclero, mucus*] A gummy substance obtained from ergot, and considered one of its active principles

scleronychia (*skle ro-nik'-e ah*) [*sclero-*, ὄνυξ nail]. Induration and thickening of the nails

scleronyxis (*skle-ron-ik'-sis*) [*sclero-*, νύξις, a pricking] Puncture of the sclera

sclero-öophoritis (*skle-ro o-o-for-i' tis*) [*sclero*, ᾠόν egg, φορός bearing, ῖτις, inflammation]. Sclerosis of the ovary

sclero-oothecitis (*skle-ro o o thes i'-tis*) Sclero-oöphoritis

sclerophthalmia (*skle-roff thal'-me ah*) [*sclero-*; ὀφθάλμος, eye] Xerophthalmia

scleroproteins (*skle-ro-pro'-te ins*) Albuminoids, a class of proteins insoluble in all neutral solvents The chief members are keratin, elastin, collagen, reticulin, spongin, and fibroin

sclerosal (*skle-ro'-sal*) [σκληρός, hard] Of the nature of sclerosis

sclerosarcoma (*skle-ro-sar-ko'-mah*) [*sclero*, *sarcoma*] A hard, fleshy tumor See *epulis*

sclerose (*skle'-rōz*) [σκληρός, hard] To affect with sclerosis, to become affected with sclerosis

sclerosed (*skle' rōzd*) [*sclerosis*] Affected with sclerosis, hardened

sclérose en plaques (*skla rohz' ahn plahk*) Synonym of *sclerosis multiple*

sclerosing phlebitis (*skle-ro'-zing, fle-bi'-tis*) [*sclerosis*, φλεψ, vein, ῖτις, inflammation] Hardening of the veins

sclerosis (*skle-ro' sis*) [σκληρός, hard] Hardening, especially a hardening of a part from an overgrowth of fibrous tissue, applied particularly to hardening of the nervous system from atrophy or degeneration of the nerve-elements and hyperplasia of the interstitial tissue, also to a chronic inflammation of the arteries characterized by thickening of their coats **s., amyotrophic lateral,** a combination of chronic anterior poliomyelitis with lateral sclerosis **s., annular** a chronic myelitis, in which the sclerosis extends about the cord like a ring **s., arterio-.** See *endarteritis* **s., atrophic,** sclerosis with atrophy **s., cerebrospinal.** See *s disseminated.* **s. combined,** simultaneous sclerosis of the posterior and the lateral columns

of the spinal cord. **s., corii.** Synonym of *scleroderma*. **s. dermatis.** Synonym of *scleroderma*. **s., diffuse,** one extending through a large part of the brain and cord. **s., disseminated,** a form in which numerous sclerotic patches are scattered through the brain and cord. **s., focal,** one confined to a particular region of the brain or cord. **s., general,** a connective tissue hyperplasia affecting an entire organ. **s., initial,** the syphilitic chancre. **s., insular.** See *s., multiple*. **s., lateral.** See *lateral sclerosis*. **s. lobar,** sclerosis of a lobe of the brain. **s. of the lung.** Synonym of *pneumonia, interstitial*. **s. of middle ear,** v. Troeltsch's name for otitis media hypertrophica. **s., miliary,** small sclerotic patches such as have been observed in the spinal cord in some cases of pernicious anemia. **s. multilocular.** See *sclerosis, disseminated*. **s., multiple,** chronic induration occurring in patches in different parts of the nervous system. The principal symptoms are muscular weakness and tremor upon essaying voluntary action. **s., multiple cerebral,** multiple sclerosis affecting only the brain. **s., multiple cerebrospinal,** multiple sclerosis affecting both the brain and the spinal cord. **s., neural,** sclerosis attended by chronic neuritis. **s. ossium.** Synonym of *ostitis, condensing*. **s., posterior spinal,** locomotor ataxia; tabes dorsalis, *q. v* **s., posterolateral.** See *Friedreich's ataxia*. **s., progressive muscular.** Synonym of *pseudohypertrophic muscular paralysis*. **s., renal.** Synonym of *nephritis, interstitial*. **s., syphilitic, arterio-,** the arterial sclerosis due to syphilis It affects chiefly the intima, but also the adventitia **s. telæ cellularis et adiposæ,** scleroderma. **s. testis,** sarcocele. **s., tuberous,** a form marked by hypertrophy and increased density of the involved areas. **s., ulcerating,** the primary lesion of syphilis; Hunterian or indurated chancre. **s., vascular,** sclerosis of the walls of blood-vessels; arteriosclerosis

scleroskeletal (*skle-ro-skel'-et-al*) [*sclero-*; σκελετόν, a dry body]. Pertaining to a scleroskeleton.

scleroskeleton (*skle-ro-skel'-et-on*) [*sclero-*; *skeleton*]. In biology, ossifications other than the bones of the main endoskeleton.

sclerostenosis (*skle-ro-sten-o'-sis*) [*sclero-*; *stenosis*]. 1. Sclerosis with stenosis. 2. *Scleroderma*. **s. cutanea,** scleroderma

sclerosteous (*skle-ros'-te-us*) [*sclero-*; ὀστέον, bone]. A bony formation resulting from osseous deposit in a tendon.

Sclerostoma (*skle-ros'-to-mah*) [σκληρός, hard; στόμα, mouth]. A genus of nematoid worms. **S. duodenale.** Same as *Ankylostoma duodenale*.

sclerostomy (*skle-ros'-to-me*) [*sclero-*; στόμα, mouth]. Making an artificial opening in the sclera for the relief of glaucoma.

Scleroth's cure (*skla'-rōt*). The treatment of pleuritic effusions by diet, *i. e.*, the withdrawal of fluids for the purpose of causing absorption of the effusion.

sclerothrix (*skle'-ro-thriks*) [*sclero-*; θρίξ, hair]. 1. Abnormal hardness of the hair. 2. Of Metchnikoff, a genus of *Mycobacteriaceæ* included in *Mycobacterium*, Lehmann and Neumann.

sclerotic (*skle-rot'-ik*) [*sclera*]. 1. Hard; indurated. 2. Pertaining to the outer coat of the eye. 3. Related to or derived from ergot. **s. coat.** See *sclera*.

sclerotica (*skle-rot'-ik-a*). See *sclera*.

scleroticectomy (*skle-rot-ik-ek'-to-me*) [*sclero-*; ἐκτόμη, excision]. The removal of a part of the sclera.

scleroticochoroiditis (*skle-rot-ik-o-ko-roid-i'-tis*). See *sclerochoroiditis*

scleroticonyxis (*skle-rot-ik-on-ik'-sis*). See *scleronyxis*.

scleroticopuncture (*skle-rot-ik-o-punk'-tūr*). Same as scleronyxis, *q. v.*

scleroticotomy (*skle-rot-ik-ot'-o-me*) [*sclero-*; τομή, a cutting]. Incision of the sclerotic.

sclerotidectomy (*skle-rot-id-ek'-to-me*). See *scleronyxis*.

sclerotis (*skle-ro'-tis*) [σκληρός, hard]. The ergot of rye, *q. v.*

sclerotitic (*skle-ro-tit'-ik*) [*sclero-*; ιτις, inflammation]. Affected with sclerotitis.

sclerotitis (*skle-ro-ti'-tis*). See *scleritis*.

sclerotium (*skle-ro'-she-um*) [*sclera*]. A thick mass of hyphæ constituting a resting-stage in the development of some fungi, as the ergot.

sclerotome (*skle'-ro-tōm*) [*sclero-*; τέμνειν, to cut]. 1. A knife used in sclerotomy. 2. A hard tissue separating successive myotomes in certain of the lower vertebrates. 3. The skeletal tissue of an embryonic metamere.

sclerotomy (*skle-rot'-o-me*) [see *sclerotome*]. The operation of incising the sclera **s., anterior,** the making of an incision through the sclera anterior to the ciliary body, and entering the anterior chamber, as is done in glaucoma. **s., posterior,** sclerotomy by an incision through the sclera behind the ciliary body, and entering the vitreous chamber.

sclerotonyxis (*skle-ro-to-niks'-is*) [*sclero-*; νύξις, a pricking]. An operation for cataract formerly practised, in which a broad needle was introduced into the sclera, behind the ciliary region, passed between the iris and the lens, and the latter depressed into the vitreous.

sclerotrichia (*skle-ro-trik'-e-ah*) [*sclero-*; θρίξ, hair]. A harsh and dry state of the hair.

sclerous (*skle'-rus*) [σκληρός, hard]. Hard; indurated.

sclerozone (*skle'-ro-zōn*) [*sclero-*; *zone*]. That portion of the surface of a bone giving attachment to the muscle derived from a given myotome.

sclopetarius (*sklo-pet-a'-re-us*) [L]. Relating to a gun. **sclopetaria vulnera,** gunshot wounds. Syn., *sclopetica vulnera*.

scobinate (*sko'-bin-āt*) [*scobus*, a file]. Having a rough surface.

scoleciasis (*sko-le-si'-as-is*) [*scolex*]. Infestation of the intestinal tract by scolices.

scoleciform (*sko-les'-if-orm*) [σκώληξ, a worm; *forma*, form]. Having the form or character of a scolex.

scolecitis (*sko-le-si'-tis*) [*scolex*; ιτις, inflammation] Appendicitis.

scolecoid (*sko'-le-koid*) [σκωληκοειδής, worm-like]. 1. Vermiform. 2. Resembling a scolex.

scolecoidectomy (*sko-le-koid-ek'-to-me*). Removal of the vermiform appendix.

scolecoiditis (*sko-le-koid-i'-tis*) [*scolex*; εἶδος, likeness; ιτις, inflammation]. Appendicitis.

scolecology (*sko-le-kol'-o-je*). See *helminthology*.

scolectomy (*sko-lek'-to-me*). Appendicectomy.

scolex (*sko'-leks*) [σκώληξ, a worm]. The head of a tape-worm, giving rise to the chain of proglottides.

scolices (*sko'-lis-ēz*). Plural of *scolex*.

scolicoiditis (*sko-le-koid-i'-tis*). Gerster's name for appendicitis.

scoliocoiditis (*sko-le-o-koid-ī'-tis*) Appendicitis
scoliolordosis (*sko-le-o-lor-do'-sis*) Combined scoliosis and lordosis
scolioma (*sko-le-o'-mah*) See *scoliosis*
scoliometer, scoliosometer (*sko le-om'-et er, sko-le-o-som'-et-er*) [σκολιός, bent, μετρον, measure]. An instrument for measuring the extent of a scoliosis.
scolioneirosis (*sko le-o-ni ro'-sis*) [σκολιός, bent, ὄνειρος, a dream] Oppressive, disagreeable dreaming
scoliorrhachitic, scoliorachitic (*sko-le-o-ra-kit'-ik*) [*scoliosis, rachitis*] Pertaining to or produced by scoliosis and rickets
scoliosiometry (*sko-le-o-se-om'-et-re*) [*scoliosis, μέτρον*, a measure] The estimation of the degree of deformity in scoliosis
scoliosis (*sko le-o'-sis*) [σκολιός, curved] A morbid lateral curvature of the spine **s, cicatricial,** scoliosis due to cicatricial contraction, such as occurs after costal necrosis **s, empyematic,** that due to empyema **s., habit,** scoliosis as a result of faulty posture **s, inflammatory,** scoliosis due to caries of the vertebræ **s., myopathic,** a form due to paresis of the muscles of the spine **s, osteopathic,** spinal curvature caused by disease of the vertebræ **s, paralytic,** the same as *s, myopathic* **s, rhachitic,** spinal curvature due to rhachitis **s, rheumatic,** temporary scoliosis caused by rheumatism of the muscles of the spine **s, sciatic,** scoliosis in sciatica with the convexity toward the affected side Frequently there is compensatory curvature higher up, and the leg is slightly flexed and supported on the toe **s, static,** scoliosis from inequality in the length of the legs
scoliosometer (*sko-le-os-om'-e-ter*) [σκολιός, curved, μέτρον, measure] An instrument for measuring the amount of deformity in scoliosis
scoliotic (*sko le-ot'-ik*) [*scoliosis*] Pertaining to or marked by scoliosis
scoliotone (*sko'-le-o-tōn*) [*scoliosis*, τονος a stretching] An apparatus for elongating the spine and lessening the rotation in lateral curvature
scolopsia (*sko lop'-se-ah*) [σκόλοψ, anything pointed] A suture between two bones having reciprocal movement
scombrin (*skom'-brin*) [*Scomber*, a genus of fishes] A protamine obtained from mature spermatozoa of mackerel
scombron (*skom'-bron*) Bang's name for a histon obtained from immature spermatozoa of mackerel
scoop [AS, *skopa*] An instrument resembling a spoon, for the extraction of bodies from cavities, as an *ear-scoop, lithotomy scoop*
scooper's pneumonia. Chronic pneumonia in grain-scoopers from exposure to cold and dust.
scoparin (*sko'-par-in*) See under *scoparius*
scoparius (*sko-pa'-re-us*) [*scopa*, a broom] The *Cytisus scoparius*, a shrub of the order *Leguminosæ* The dried tops constitute the *scoparius* of the U S P (*scoparii cacumina*, B P); they contain the alkaloid *sparteine*, $C_{15}H_{26}N_2$, and a neutral principle, *scoparin*, $C_{21}H_{22}O_{10}$. Scoparius is diuretic and cathartic, these actions probably depending upon scoparin Dose of the *fluidextract* 20–40 min (1 3–2 6 Cc) For properties of sparteine, see *sparteine*
-scope (*skop*) [σκοπεῖν, to examine] A suffix, signifying to see or examine, usually forming a part of the name of some instrument
scopola (*sko'-po-lah*) [after Giovanni Antonio *Scopoli*, Italian naturalist and physician, 1723–1787] The dried rhizome of *Scopola carniolica*. Dose 1–3 gr (0 05–0 15 Gm) The rhizomes of *S. japonica* and *S carniolica* contain the alkaloid scopolamine or scopoleine A mydriatic
scopolamine, scopoleine (*sko-pol'-am-ēn, sko-pol'-e-in*) The active principle of *Scopola carniolica*, $C_{17}H_{21}NO_4$, an alkaloid apparently identical with hyoscine, used with morphine in producing anesthesia by Schneiderlin's and Korff's method (see under *anesthetic, local*)
s. hydrobromide (*scopolaminæ hydrobromidum*, U S P), $C_{17}H_{21}NO_4HBr$, hygroscopic crystals, used as a mydriatic and sedative Externally in ophthalmology, $\frac{1}{10}$–$\frac{1}{4}$ % solution, subcutaneously for the insane, $\frac{1}{2}\frac{1}{100}$–$\frac{1}{8}\frac{1}{4}$ gr **s. narcophine anesthesia** Same as twilight sleep, *q v*
scopolia (*sko-po'-le-ah*) See *scopola*
scopomannit (*sko-po-man'-it*) Trade name of a solution of scopolamine hydrobromide with 10 % of mannite to prevent decomposition
scopometer (*sko-pom -et-er*) [σκοπεῖν, to view, μετρον, measure] An instrument for measuring the turbidity and concentration of solutions without disturbing the sample
scopometry (*sko-pom'-et-re*) [scopometer] A method of estimating the turbidity of solutions without disturbing the sample
scopomorphinism (*sko-po-mor'-fin-izm*) Associated chronic addiction to scopolamine and morphine.
scopophobia (*sko po fo'-be-ah*) [σκοπεῖν, to examine, φόβος, fear] Morbid dread of being seen
-scopy [σκοπεῖν, to examine] A suffix denoting inspection or examination
scoracratia (*sko rak ra'-she ah*) [σκῶρ, feces, ἀκρατία want of control] Involuntary evacuation of the bowels
scorbutic (*skor bu' tik*) [*scorbutus*] Pertaining to, affected with, or caused by scorbutus or scurvy.
s. cancer. Synonym for *cancrum oris*
scorbutus (*skor-bu' tus*) [L] See *scurvy* **s. alpinus.** See *pellagra* **s. nauticus.** See *scurvy* **s oris** See *cancrum oris*
scordinema (*skor-din-e'-mah*) See *pandiculation.*
scoretemia, scoretæmia (*skor-e-te'-me-ah*) See *scatemia.*
scotodinia (*skot-o-din'-e-ah*) [σκότος, darkness, δῖνος a whirl] Vertigo associated with the appearance of black spots before the eyes
scotogram (*skot' o gram*) [σκότος, darkness, γράφειν, to write] See *skiagram*
scotograph (*skot'-o-graf*) [σκότος, darkness, γράφειν, to write] 1 An instrument for aiding the blind to write 2 A Roentgen-ray See *rays, Roentgen-*
scotography (*skot-og'-raf-e*) Skiagraphy
scotoma (*skot-o'-mah*) [σκότωμα, darkness *pl*, *scotomata*] A dark spot in the visual field **s., absolute,** scotoma with perception of light entirely absent **s., annular.** See *s, ring.* **s., central,** one limited to the region of the visual field corresponding to the macula lutea. **s, color-,** color-blindness limited to a part of the visual field, and which may exist without interruption of the field for white light **s., flittering.** See *s scintillans* **s., negative,** a defect due to the destruction of the retinal center, and which is not noticeable to the patient **s, positive,** a scotoma perceptible to the patient as a dark spot before his eyes **s., relative,** a scotoma within which perception of light is only partially impaired **s., ring-,** a zone of scotoma surrounding the center of the visual field **s.**

scintillans, s., scintillating, a scotoma with serrated margins extending peripherally and producing a large defect in the visual field. Syn., *fortification-spectrum.*

scotomatous (*skot-o'-mat-us*). Pertaining to or affected with scotoma.

scotometer (*skot-om'-et-ur*) [σκότος, darkness; μέτρον, a measure]. 1. An instrument for detecting, locating, and measuring scotomata. 2. An instrument used in the detection of central scotomata.

scotoscopy (*skot-os'-ko-pe*) [σκοτός, darkness; σκοπεῖν, to inspect]. See *retinoscopy.*

scotosis (*skot-o'-sis*). See *scotoma.*

scototherapy (*skot-o-ther'-ap-e*) [σκότος, darkness; θεραπεία, therapy]. The treatment of malaria and other diseases by keeping the patient in a dark room and in the intervals between the attacks of the disease clothing him in garments impenetrable by light.

Scott's dressing, S.'s ointment. Compound mercury ointment. It is composed of mercury ointment 6, yellow wax 3, olive oil (by weight) 3, and camphor 1½ parts.

scourge (*skerj*) [ME., *scourge,* scourge]. 1. Any severe epidemic disease of a fatal character. 2. To strike the skin with light whips or with knotted cords in order to produce counter-irritation.

scouring (*skowr'-ing*) [ME., *scouren,* to scour]. Purging; also, diarrhea. **s. rush,** the stalks of *Equisetum hyemale.* Diuretic and astringent. Dose of fldext. ♏ xx–℥j. See *equisetum.*

scraper (*skra'-per*) [ME., *scrapien,* to scrape]. An instrument used to produce an abrasion. **s., tongue,** an instrument used to remove accumulations of exfoliated epithelium and other foreign material from the tongue.

scrattage (*skrat-ahzj*) [Fr.]. Ophthalmoxysis, the oldest method of mechanical treatment of trachoma, the scratching out of the granules; revived in 1890. Syn., *brassage.*

screatus (*skre-a'-tus*) [L.]. 1. A hawking. 2. A neurosis characterized by paroxysms of hawking.

screw-worm. The larva of the fly *Chrysomyia macellaria* It is found in tropical America where it may cause fatal results in man by burrowing into the nasal or aural cavities.

scrivener's palsy. See *writer's cramp.*

scrobiculate (*skro-bik'-ū-lat*) [*scrobiculus,* a little ditch or trench]. Pitted or grooved. Possessing minute or shallow depressions.

scrobiculus (*skro-bik'-ū-lus*) [L.]. A small pit. **s. cordis,** the depression at the epigastrium; the pit of the stomach. **s. variolæ,** a scar made by a smallpox pustule.

scrofula (*skrof'-ū-lah*) [*scrofa,* a sow]. A term formerly applied to a peculiar condition characterized by enlargement of the lymphatic glands and necrosis of the bones; it is at present considered a form of tuberculosis.

scrofulelcosis (*skrof-ū-lel-ko'-sis*) [*scrofula;* ἕλκωσις, ulceration]. Scrofulous ulceration.

scrofulide (*skrof'-ū-lid*). See *scrofuloderm.*

scrofulism (*skrof'-ū-lizm*). The scrofulous diathesis or condition.

scrofuloderm (*skrof'-ū-lo-derm*) [*scrofula;* δέρμα, the skin]. A disease of the skin due to scrofula, and generally characterized by superficial irregular ulcers with undermined edges. The cause is probably the tubercle bacillus.

scrofulome (*skrof'-ū-lōm*) [*scrofula;* ὄμα, tumor]. A tumor of a supposed scrofulous nature or origin.

scrofulonychia (*skrof-ū-lo-nik'-e-ah*) [*scrofula;* ὄνυξ, nail]. Onychia maligna.

scrofulophyma (*skrof-ū-lo-fi'-mah*) [*scrofula;* φυμά, growth]. Scrofuloderma tuberculosum. **s. diffusum,** elephantiasis scrofulosa.

scrofulosis (*skrof-ū-lo'-sis*) [*scrofula*]. The state characterized by the presence of scrofula; a scrofulous diathesis.

scrofulotuberculosis (*skrof-ū-lo-tū-ber-kū-lo'-sis*). Attenuated tuberculosis.

scrofulous (*skrof'-ū-lus*) [*scrofula*]. Having the nature of, affected with, or produced by scrofula.

scroll (*skrōl*) [ME., *scrolle*]. A roll of paper, or anything folded so as to resemble a roll. **s.-bone,** a turbinate bone. **s. ear,** an ear, the pinna of which is rolled forward. **s.s, olfactory,** the turbinate bones.

scrophularin (*skrof-ū-la'-rin*). A principle obtained by Walz from *Scrophularia nodosa.*

scrotal (*skro'-tal*) [*scrotum*]. Pertaining to or contained in the scrotum, as *scrotal* hernia.

scrotitis (*skro-ti'-tis*) [*scrotum;* ιτις, inflammation]. Inflammation of the scrotum.

scrotocele (*skro'-to-sēl*) [*scrotum;* κήλη, tumor]. Same as *scrotal hernia.*

scrotopexy (*skro'-to-peks-e*) [*scrotum;* πῆξις, a fixing in]. Longuet's term for the preservation of the scrotum which results from the extraserous transplantation of the testicle in cases of varicocele. Cf. *orchidopexy; vaginopexy.*

scrotum (*skro'-tum*) [L.]. The pouch containing the testicles, consisting of skin, dartos, spermatic fascia, cremasteric fascia, infundibuliform fascia, and parietal tunica vaginalis. **s. cardis,** the pericardium. **s., lymph,** dilatation of the scrotal lymphatics, elephantiasis of the scrotum.

scruff (*skruf*) [origin obscure]. A popular name for the nape, or back of the neck.

scrumpox (*skrum'-poks*). A name used in England among school-children for impetigo contagiosa.

scruple (*skroo'-pl*) [*scrupulus,* dim. of *scrupus,* a sharp stone]. In apothecaries' weight, 20 gr., represented by the sign ℈.

scrupulosity (*skroo-pū-los'-it-e*) [*scrupulosus,* exact]. An over-precision, or morbid conscientiousness as to one's thoughts, words, and deeds. It is somewhat common among insane persons of a certain type.

sculcopin (*skul'-ko-pin*). The proprietary name for a preparation of hydrastis and skull-cap, used as a local astringent.

Scultetus' bandage (*skul-te'-tus*) [Johann *Scultet,* German surgeon, 1595–1645]. A bandage used in compound fractures, so arranged that the short pieces of which it is composed may be removed without motion of the limb. **S.'s position,** lying on an inclined plane with the head low.

scurf (*skerf*) [AS.]. A bran-like desquamation of the epidermis, especially from the scalp; dandruff. **s.-skin,** the epidermis.

scurvy (*sker'-ve*) [*scurf*]. A disease observed among persons who have been deprived of proper food for a length of time; it is characterized by spongy gums, extravasations of blood beneath the skin, hemorrhages from the mucous membranes, fetor of the breath, and painful contractions of the muscles. It is most common among sailors living on salt meats. **s. of the Alps,** pellagra. **s.-grass,** *Cochlearia officinalis,* a plant of the order *Cruciferæ,* the properties of which reside in a volatile oil resembling oil of mustard. It is

used in scurvy and in chronic rheumatism **s., land-.** See *purpura hæmorrhagica*

scute (*skūt*) [*scutum*, a shield] A crescentic plate forming the outer wall of the attic

scutellaria (*skū tel-a'-re-ah*) [*scutellum*, a little shield] A genus of the *Labiatæ* The dried plant of *S lateriflora*, skullcap, is the scutellaria of the U S P , and is employed in neuralgia, chorea, delirium tremens and other nervous affections **s., fluidextract of** (*fluidextractum scutellariæ*, U S P) Dose 1–2 dr (4–8 Cc)

scutellarin (*skū-tel-ar'-in*) 1 An impure precipitate from an alcoholic tincture of scutellaria Dose 3–4 gr (0 2–0 26 Gm) 2 $C_{16}H_8O_8$ A nontoxic principle derived from the root of *Scutellaria lateriflora* forming flat yellow needles soluble in alcohol, ether or alkalies melting at 199° C It is used as a tonic and sedative in nervous diseases Dose $\frac{3}{4}$–4 gr (0 05 0 26 Gm)

scutiform (*skū' tif-orm*) [*scutum*, a shield] Shield-shaped **s. leaf**, the first-formed leaf or cotyledon in *Salvinia*, so named from its peculiar shape

scutular (*skū'-tū lar*) Pertaining to a scutulum

scutulate (*skū'-tu lat*) [*scutulum*] Shaped like a lozenge

scutulum (*skū' tū lum*) [dim of *scutum*, a shield] 1 Any one of the thin plates of the eruption of favus 2 The scapula

scutum (*skū' tum*) [*scutum* a shield, pl , *scuta*] 1 A shield-like plate of bone 2 The thyroid cartilage 3 The patella **s cordis**, the sternum **s genu**, the patella **s pectoris**, the thorax **s. thoracis**, the sternum **s tympanicum**, the semilunar plate or bone separating the attic of the tympanum from the outer mastoid cells

scybala (*sib'-al-ah*) Plural of *scybalum* (*q v*)

scybalous (*sib'-al-us*) [*scybalum*] Of the nature of a scybalum

scybalum (*sib'-al-um*) [*σκύβαλον*, fecal matter] A mass of abnormally hard fecal matter

scymnol (*sim'-nol*) [*Scymnus*, a genus of sharks], $C_{27}H_{46}O_3$ or $C_{32}H_{54}O_6$ An organic base obtained by Hammarsten from the bile of sharks

scyphoid (*si'-foid* or *ski'-foid*) [*σκυφος*, a drinking-cup] Cup shaped

Scythian disease (*sith'-e-an*) Atrophy of the male genital organs with loss of strength

scythrospasmus (*si-thro-spaz'-mus*) [*σκυθρός*, angry; *σπασμός*, spasm] A heavy or fatigued expression, regarded as an evil symptom in grave disease

scytitis (*si-ti'-tis*) [*σκῦτος*, skin, *ιτις*, inflammation] Inflammation of the skin, dermatitis

scytoblasta (*si-to-blas'-tah*) See *scytoblastema*

scytoblastema (*si to-blas-te'-mah*) [*σκῦτος*, skin, *βλάστημα*, germ] The primitive or embryonic stage of the development of the skin

scytoblastesis (*si-to blas-te'-sis*) [*σκῦτος*, skin, *βλάστημα*, germ] The condition and progress of scytoblastema

scytodephic, scytodepsic (*si-to-de'-fik, si-to-dep'-sik*) [*σκῦτος*, a hide, *δέψειν*, to soften] Relating to tannin, tannic

scytomorphosis (*si-to-mor-fo'-sis*) [*σκῦτος*, skin, *μόρφωσις*, shaping] An abnormal development of the skin

Se. Chemical symbol of selenium

seal (*sēl*) [ME , *seel*, seal] A body of water, or other material, placed in the trap of a house-drain for the purpose of preventing the ingress of sewer air

seal-fin deformity (*sēl-fin*) The fingers bent outwards, in rheumatoid arthritis

seam (*sēm*) See *suture* and *raphe*

seamstress's cramp. A painful cramp affecting the fingers of seamstresses, an occupation-neurosis analogous to writer s cramp

searcher (*serch'-er*) A sound used for the detection of stone in the bladder

sea-onion. See *squill*

sea-sickness A condition occurring in persons aboard ship produced by the rolling of the ship, and characterized by vertigo, nausea, retching, and prostration A similar state may be induced by riding in cars, elevators etc

sea-tangle See *laminaria*

seat-worm See *oxyuris*

sebaceofollicular (*se-ba-se-o fol ik'-ū-lar*) Relating to a sebaceous follicle

sebaceous (*se-ba'-shus*) [*sebum*, fat] Pertaining to sebum, secreting sebum **s. crypt**, *sebaceous gland* **s cyst**, a cystic tumor formed by occlusion of the duct of a sebaceous gland, with retention of the secretion, dilatation, and thickening of the wall of the gland It contains a grayish-white cheesy material **s glands, s. follicles,** compound saccular glands associated with the hair-follicles, and secreting a semifluid substance, the sebum, composed of oil-droplets and broken down epithelial cells

sebadilla (*seb-ad-il' ah*) See *sabadilla*

sebastomania (*se bas-to-ma' ne-ah*) [*σεβαστός*, revered, *μανία* madness] Religious insanity

sebiferous (*se-bif er-us*) [*sebum*, fat, *ferre* to bear], Same as *sebiparous*

Sebileau's sublingual hollow (*seb-il-o*) A pyramidal area with its base upward, extending along beneath the tongue, and formed by the oral mucosa and the sublingual glands, the apex below at the point where the mylohyoid muscle covers the geniohyoid

sebiparous (*seb ip'-ar us*) [*sebum parere* to produce] Secreting sebum

sebolith (*seb'-o lith*) [*sebum*, λίθος, a stone] A concretion in a sebaceous gland

seborrhagia (*seb-or-a'-je-ah*) See *seborrhea*

seborrhea, seborrhœa (*seb or e' ah*) [*sebum ῥοία*, a flow] A functional disease of the sebaceous glands, characterized by an excessive secretion of sebum, which collects upon the skin in the form of an oily coating or of crusts or scales **s. congestiva,** lupus erythematosus **s. capillitii,** **s. capitis,** seborrhea of the scalp **s. corporis,** seborrhea of the trunk **s. faciei,** seborrhea of the face **s. flavescens.** See *s nasi* **s. ichthyosis,** a variety characterized by the formation of large, plate-like crusts **s. nasi,** seborrhea of the sebaceous glands of the nose **s. nigra, s. nigricans,** seborrhea with the formation of dark-colored crusts, the coloration being usually from dirt **s. oleosa,** a form characterized by an excessive oiliness of the skin, especially about the forehead and nose **s. sicca,** the commonest form of seborrhea, characterized by greasy, brownish-gray scales

seborrheal (*seb-or-e'-al*). Pertaining to seborrhea

seborrheic, seborrhoic (*seb-or-e'-ik, seb-or-o'-ik*), 1 Affected with seborrhea 2. One suffering with seborrhea

sebum (*se'-bum*) [L]. 1. The secretion of the sebaceous glands 2 Suet, see also *sevum*. **s. palpebrale,** the dried glandular secretion of the eyelids **s. præputiale, s. præputii,** smegma præputii.

sec (*sek*) [Fr.]. Dry; said of bloodless surgical operations.

secacornin (*sek-ak-or'-nin*). A solution of the active principles of ergot in water, glycerin, and alcohol.

secale (*se-ka'-le*) [L.]. Rye. **s. cereale,** common rye. **s. cornutum.** See *ergot.*

secaline (*sek'-al-ēn*). An inert alkaloid found in ergot.

secalintoxin (*sek-a-lin-toks'-in*). A substance found in ergot, it is composed of secaline and sphacelotoxin.

secalose (*sek'-al-ōs*). A carbohydrate from green rye, soluble in water.

secernment, secerning (*se-sern'-ment, se-sern'-ing*) [*secernere,* to separate]. Secreting, applied to the function of a gland or a follicle.

Sechenoff's center (*sesh'-en-of*). See under *Setschenow.*

secohm (*sek'-ōm*) [*secundus,* following; *ohm*]. A unit of electric self-induction.

second intention. See under *healing.* **s. nerve,** the optic nerve. **s. sight.** See *clairvoyance.*

secondaries (*sek'-un-da-rēz*) [*secundus,* second). A name sometimes applied to the secondary symptoms of syphilis, in contradistinction from the primaries.

secondary (*sek'-un-da-re*) [*secundarius,* from *secundus,* second]. 1. Second in the order of time or development, as the *secondary* lesions of syphilis. 2 Second in relation, subordinate; produced by a cause considered primary. **s. amputation,** an amputation done after the subsidence of inflammatory symptoms. **s. cataract.** See *cataract, recurrent capsular.* **s. coil,** the coil of wire in which the induced current is generated. **s. degeneration** (of nerve-fibers), a degeneration following injury or disease of the trophic centers. **s. hemorrhage.** See *hemorrhage, secondary.*

secreta (*se-kre'-tah*) [*secernere,* to separate]. The substances secreted by a gland, follicle, or other organ; products of secretion.

secretagogue, secretagog (*se-kre'-tag-og*) [*secretion; ἀγωγός* leading]. 1. Stimulating the secretory function. 2. An agent which stimulates secretion

secrete (*se-krēt'*) [*secernere,* to separate]. To separate, specifically, to separate from the blood, or form out of materials furnished by the blood a certain substance termed secretion.

secretin (*se-kre'-tin*) [see *secrete*]. A hormone produced in the epithelial cells of the duodenum by the contact of acid. It is absorbed from the cells by the blood and excites the pancreas to activity; it also stimulates the secretion of bile.

secreting (*se-kre'-ting*) [*secernere,* to separate]. Effecting secretion. **s. fringes,** synovial fringes.

secretion (*se-kre'-shun*) [*secrete*]. 1. The act of secreting or forming from materials furnished by the blood a certain substance which is either eliminated from the body or used in carrying on special functions. 2. The substance secreted. **s. antilytis,** the saliva secreted by a submaxillary gland with intact nerves, as distinguished from that which flows from a gland which has had its nerves divided. **s., external,** a secretion thrown out upon the external or internal surface of the body. **s., internal,** a secretion that is not thrown out upon a surface, but is absorbed into the blood. **s., menstrual,** menstrual blood. **s., paralytic,** the abnormal discharge from a gland after section of its motor nerve. **s., sebaceous,** sebum.

secretodermatosis (*se-kre-to-der-mat-o'-sis*) [*secretio,* a secretion; *δέρμα,* skin; *νόσος,* disease]. An affection of the secretory apparatus of the skin.

secretogen (*se-kre'-to-jen*). Trade name of a preparation containing the active principles of the gastric and duodenal mucosa.

secretomotor (*se-kre'-to-mo'-tor*), [*secretio,* a secretion; *motor,* a mover]. Applied to nerves intermediating the function of secretion.

secretory (*se'-kre-to-re*) [*secretion*]. Pertaining to secretion; performing secretion. **s. capillaries,** minute canaliculi into which gland-cells discharge their secretion; they are simple or branched, sometimes anastomose, forming a network enveloping the gland-cell, and open individually or united in a single trunk into the lumen of the gland. They occur in the fundus glands of the stomach, where the capillary networks envelop the parietal cells, in the liver, and in other glands. **s. fibers,** centrifugal nerve-fibers exciting secretion.

sectarian (*sek-tār'-e-an*). "One who in the practice of medicine follows a dogma, tenet or principle based on the authority of its promulgator to the exclusion of demonstration and experience."

sectile (*sek'-til*) [*secare,* to cut]. Capable of being cut.

sectio (*sek'-she-o*) [L.]. See *section.* **s. abdominis.** See *celiotomy.* **s. agrippina,** cesarean section. **s. alta,** suprapubic cystotomy **s. cadaveris,** an autopsy. **s. cæsarea,** cesarean section. **s. franconiana,** suprapubic cystotomy. **s. lateralis,** lateral lithotomy **s. mariana, s. mediana,** median lithotomy. **s. nympharum,** nymphotomy.

section (*sek'-shun*) [*secare,* to cut]. 1 The act of cutting or dividing. 2. A cut; a cut surface. **s., abdominal.** See *celiotomy.* **s., cesarean.** See *cesarean section.* **s.-cutter,** a microtome. **s., frontal,** a section dividing the body into dorsal and ventral parts. **s., occipital,** a transverse section through the middle of the occipital lobe. **s., parietal,** a transverse vertical section through the ascending parietal convolution. **s., perineal,** external urethrotomy without a guide. **s.s, Pitres',** a series of sections through the brain for postmortem examination. **s., sagittal,** a section parallel with the sagittal suture, and hence with the median plane of the body, and serving to divide the body into equal parts. **s., Sigaultian,** symphyseotomy.

sector (*sek'-tor*) [*secare,* to cut]. An area of a circle included between two radii and an arc

secundigravida (*se-kun-de-grav'-id-ah*) [*secundus,* second; *gravidus,* pregnant]. A woman pregnant the second time.

secundina (*se-kun-di'-nah*) [*secundinus,* from *secundus,* second]. 1. Something following. 2. The afterbirth, generally used in plural *secundinæ;* see *secundines.* **s. cerebri,** the arachnoid and pia. **s. oculi,** the middle coat of the choroid. **s. uteri,** the chorion.

secundines (*sek'-un-dēnz*) [*secundus,* second]. The placenta, part of the umbilicus, and the membranes discharged from the uterus after the birth of the child.

secundipara (*se-kun-dip'-ar-ah*) [*secundus,* second; *parere,* to bring forth]. A woman who has borne two children (not twins).

secundiparity (*se-kun-dip-ar'-it-e*). The state of being a secundipara.

secundiparous (*se-kun-dip'-ar-us*). Having borne two children.

secundum artem (*se-kun'-dum ar'-tem*) [L , "according to art"] In the approved, professional, or official manner

sedans (*se'-danz*) [L pl , *sedantia*] Sedative; a sedative medicine.

sedatin (*sed'-at-in*) See *valeryl phenetidin*

sedatine (*sed'-at-ēn*) See *antipyrine*

sedation (*se-da'-shun*) [*sedare*, to soothe] 1 A state of lessened functional activity 2 The production of a state of lessened functional activity

sedative (*sed'-at-iv*) [see *sedation*] 1 Quieting or lessening functional activity 2 An agent lessening functional activity **s salt,** boric acid

sedeff (*sed'-ef*) Trade name of a preparation containing opium, bismuth, and digestive ferments

sedentaria (*sed-en ta'-re-ah*) [L , plural (neuter) of *sedentarius*, sedentary] **s. ossa,** the ischia and coccyx, the bones on which the body rests while in a sitting posture

sedentary (*sed'-en ta-re*) [*sedentarius, sedere*, to sit] Occupied in sitting, sitting at one s work Pertaining to the habit of sitting

sediment (*sed'-im-ent*) [*sedimentum*, from *sedere*, to sit] The material settling to the bottom of a liquid

sedimentation (*sed-im-en ta'-shun*) [*sediment*] The process of producing the deposition of a sediment especially the rapid deposition by means of a centrifugal machine **s test,** Widal s reaction

sedimentator (*sed i ment'-at-or*) A centrifugal apparatus for producing a rapid deposit of the sediment of urine

sedimentum (*sed im-en'-tum*) [L] Sediment, deposit **s lateritium,** brickdust deposit

Sedlitz (*sed'-litz*) See *Ssidlitz*

sedobrol (*sed'-o-brol*) Trade name of a bromine preparation, said to have a pleasant taste and to be free from sodium chloride

sedol (*sed'-ol*) A proprietary preparation containing morphine, scopolamine and sparteine, said to be analgesic and sedative

sedox (*se'-doks*) A proprietary preparation used as a dressing for wounds, etc

Seebeck-Holmgren's test. See *Holmgren s test*

seed (*sēd*) 1 A fertilized ovule or ovum, as the egg of the silkworm-moth 2 Seminal fluid, sperm or milt 3 Offspring **s -coat,** the testa or exterior coat of the seed **s.-lac** See *lac*

Seegen's dietetic regimen. A regimen for diabetics, consisting of meats of all kinds, eggs, corn, vegetables, cheese, and gluten bread

seehear (*se'-hēr*) Of W Rollins, a stethoscope fitted with a sound chamber and fluorescent screen by means of which the heart and lungs are rendered both visible and audible

Seeligmueller's sign (*za' lik-mū ler*) [Otto Ludwig Adolf *Seeligmueller*, German neurologist, 1837–1912] Mydriasis on the affected side in cases of neuralgia

see-saw eczema. A form of eczema alternating with some other disease

Seessel's pocket (*za'-sel*) [A *Seessel*, German embryologist] A slight depression in the epithelial lining of the pharyngeal membrane of the embryo, behind Rathke s hypophyseal pouch

segestor (*se-jes'-tor*) [*se*, self, *gerere*, to carry] A proprietary embalming fluid, introduced into the vessels of the cadaver by a syringe, so-called because it has the alleged property of finding its way to all parts of the dead organism

Séglas' type of paranoia (*sa-glah'*) [Jules *Séglas*, French physician, 1856–] Psychomotor type of paranoia

segment (*seg'-ment*) [*segmentum*, from *secare*, to cut]. 1 A small piece cut from the periphery of anything, a part bounded by a natural or imaginary line 2 A natural division, resulting from segmentation, one of a series of homologous parts, as a myotome, the part of a limb between two consecutive joints A subdivision, ring, lobe, somite, or metamere of any cleft or articulated body **s. of Bandl.** See *Bandl's ring* **s., interannular,** the portion of a nerve included between two consecutive nodes of Ranvier **s., intermediate** (*of a cilium*), the isotropous, delicately striated portion of a cilium between the cilium proper and its pedicle **s , lower** (*of the uterus*), all that portion of the uterus situated below the ring of Bandl **s.s, medullary,** the incisures of Schmidt and Lantermann, or oblique markings in the medullary sheath of a nerve fiber **s , primitive,** Minot s word for a primitive division of the vertebrate celom **s., pubic** (*of the pelvic floor*), this "consists of what extends from the symphysis pubis to the anterior vaginal wall, inclusive of the latter, and is chiefly made up of bladder " (D B Hart) **s., Rivinian** (*of the tympanic ring*), that portion of the temporal bone between the two points of attachment of its tympanic portion to its squamous portion **s , sacral** (*of the pelvic floor*), that portion which ' extends from the sacrum to the posterior vaginal wall " (D B Hart) **s., Schmidt-Lantermann's,** the elongated pieces making up the medullary substance of nerve-fibers several pieces being included within each internode **s. vertebra.** 1 See *somatome* 2 The cusps of the heart-valves

segmental (*seg-men' tal*) [*segment*] 1 Pertaining to a segment, made up of segments 2 Undergoing or resulting from segmentation **s duct,** the duct of the pronephron **s organs,** a tubular structure found in the embryos of amniotic animals, and comprising the pronephron, the mesonephron, and the metanephron

segmentation (*seg-men-ta'-shun*) [*segmentum*, a piece cut off] The process of cleavage or division In embryology, the term is restricted by usage ' to the production of cells up to the period of development when the two primitive germ layers are clearly differentiated and the first trace of organs is beginning to appear ' (Minot) Merogenesis **s -cavity,** the central space in the blastula stage of the segmentation of an ovum **s -cells,** homogeneous indifferent cells formed by the repeated division of the fecundated egg-cell, and which compose first of all the solid mulberry germ (Haeckel) **s , centro-lecithal,** a form of segmentation in which the spheres enclose a central nutritive yolk **s., complete,** holoblastic segmentation **s direct,** amitosis, or direct cell-division **s , discoidal,** a form of segmentation in which the germinal disc alone is involved **s., duplicative,** segmentation peculiar to the gonococcus, marked by an interval between the two segments **s., free,** cleavage of gymnoplasts **s., germ,** segmentation of the impregnated ovum, or of the first embryonic segmentation-sphere, or blastosphere **s., holoblastic,** segmentation in which all the contents of the ovum undergo cleavage **s., incomplete, s., meroblastic,** segmentation in which only a portion of the contents of the ovum, the formative yolk, undergoes cleavage

the other portion, or food-yolk, being a reserve store of food for the developing embryo. **s., metameric,** division of the embryo into metameres **s.-nucleus.** See under *nucleus.* **s., partial.** See *s., incomplete.* **s., protovertebral,** division of the mesoblast on each side of the notochord into somites, or protovertebræ. **s., regular,** segmetation in which the spheres are equal in size and symmetrically arranged. **s.-sphere,** one of the cells of an ovum during the early stages of segmentation. **s., total.** See *s., holoblastic.* **s., unequal,** segmentation, in which, after cleavage of the ovum into four equal segments, the spheres of one pole are smaller and more numerous than those of the other

segregation (*seg-re-ga'-shun*) [*segregare,* to separate). Separation of unlike genes at miosis.

segregator (*seg'-re-ga-tor*) [*segregare,* to separate]. An instrument by means of which urine from each kidney may be secured without danger of admixture.

Seguin's signal symptom [Edouard *Seguin,* French alienist, 1812–1880] The initial convulsion of an attack of Jacksonian epilepsy, which indicates the seat of the cortical lesion.

seiage (*sa'-ahzh*) [Fr.]. In massage, a pressing with a to-and-fro movement, similar to the action of a saw. It is practised with either the ulnar border, or the palmar side of the hand.

Seidel's reaction for inosite (*si'-del*). Evaporate to dryness a little of the substance in a platinum crucible with nitric acid of specific gravity 1 1–1.2, and treat the residue with ammonia and a few drops of a solution of strontium acetate. If inosite is present, a green color and a violet precipitate are obtained.

Seidlitz powder (*sed'-litz*). Pulvis effervescens compositus.

Seignette salt (*sān-yet'*) [Pierre *Seignette,* French apothecary, 1660–1719]. Rochelle salt; potassium and sodium tartrate

Seiler's cartilage (*si'-ler*) A small cartilaginous rod attached to the vocal process of the arytenoid cartilage. It is more developed in the female than in the male

seisesthesia (*si-zes-the'-ze-ah*) [σεῖσις, a concussion; αἴσθησις, sensation]. Perception of concussion.

seismotherapy (*sīs-mo-ther'-ap-e*) [σεισμός, a shaking; θεραπεία, therapy]. The therapeutic use of mechanical vibration; vibrotherapeutics. Syn , *shaking cure*

seizure (*sēz'-ūr*) [ME., *seisen,* to seize]. The sudden onset of a disease or an attack. In surgery, the grasping of a part to be operated upon.

sejunction (*se-junk'-shun*) [*sejungere,* to disunite]. In psychology the interruption of the continuity of association-complexes, tending to break up personality.

sel [Fr.]. Salt. **s. alembroth,** a solution of mercuric chloride and ammonium chloride, each gr. x, in one pint of distilled water. **s. amarum, s. amer,** magnesium sulphate. **s. ammonia, s. ammoniac, s. ammoniacum,** ammonium chloride. **s. ammoniac martial,** ammonia-chloride of iron. **s. de Chrestien,** gold and sodium chloride. **s. commune, s. culinare,** sodium chloride. **s. digestif,** potassium chloride. **s. digestif de Vichy,** sodium bicarbonate. **s. d'-Epsom,** magnesium sulphate. **s. de Figuier.** See *s. de Chrestien.* **s. de Glauber,** sodium sulphate. **s. de Perse,** sodium borate. **s. de saturne,** lead acetate. **s. secret de Glauber,** ammonium sulphate. **s. de Seidlitz,** magnesium sulphate. **s. de Seignette,** potassium and sodium tartrate. **s. de soude,** sodium carbonate. **s. vegetale,** potassium tartrate.

selection (*se-lek'-shun*) [*seligere,* to choose]. The act of choosing. **s., artificial,** the artificial choice, definitely planned, of such forms of animals or plants as will by differentiation develop and produce given or desired characteristics. **s., natural,** the selective action of external conditions, whereby characters favorable to the species of animal or plant are preserved. **s., physiological,** the selection of those varieties, the individuals of which are fertile among themselves, but sterile or less fertile with other varieties and with the parent stock. **s., sexual,** the selection produced by preferences of the one sex for a member of the other sex in some way specially endowed.

selector (*se-lek'-tor*) [*selection*]. A device for selecting or separating. **s., cell-,** an appliance for regulating the current strength in galvanic electricity. A good selector must admit of an increase or a decrease of electromotive force through the introduction of one cell at a time; it must permit of such increase or decrease without producing any interruption in the flow of the current. All selectors are constructed upon one of three principles· the crank, the rider, or the plug system.

selene (*se-le'-ne*) [σελήνη, moon] The white spot sometimes occurring on the finger-nails. Cf. *lunula.*

seleniasis (*sel-en-i'-as-is*) [σελήνη, moon] Lunacy, epilepsy; somnambulism.

seleniate (*sel-en'-e-āt*) A salt of selenic acid.

selenic (*se-len'-ik*) [*selenium*]. A compound containing selenium combined directly with three atoms of oxygen. **s. acid,** H_2SeO_4, a dibasic acid resembling sulphuric acid in its properties.

seleniferous (*sel-en-if'-er-us*) [*selenium, ferre,* to bear] Containing selenium

selenin B (*sel'-en-in*) [*selenium*] The active toxic element in cultures of *Diplococcus semilunaris.*

seleniol (*sel-e'-ne-ol*). An electrolytic colloid of selenium.

selenite (*se'-len-īt*) [*selenium*]. 1 A salt of selenous acid. 2. A translucent form of calcium sulphate.

selenitic (*se-len-it' ik*). Containing selenite

selenium (*se-le'-ne-um*) [σελήνη, the moon]. Se = 79 2 usually bivalent, sometimes quadrivalent or hexivalent. A rare element resembling sulphur in its properties.

selenogamia (*sel-en-o-gam'-e-ah*) [σελήνη, the moon; γαμός, marriage]. Somnambulism.

selenoplegia (*sel-e-no-ple'-je-ah*) [σελήνη, moon; πλῆγή, stroke]. A kind of apoplexy said to be caused by exposure to the moon's rays.

selenoplexia (*sel-e-no-pleks'-e-ah*). See *selenoplegia.*

selenopyrine (*sel-en-o-pi'-rin*). A reaction product of potassium selenide with a so-called antipyrine chloride.

self. Same; identical; own; personal. **s.-abuse.** See *masturbation.* **s.-differentiation,** the theory that cells control themselves; that is to say, the fate of the cells is determined by forces situated within them, and not by external influences. **s.-digestion.** See *autodigestion.* **s.-fertilization,** fertilization of a flower by its own pollen. **s.-heal,** *Prunella vulgaris;* heal all; a perennial herb growing in North America, Europe, and Asia. **s.-incasement,** a condition in which the small intestine is inclosed, as in a pouch,

between the layers of the mesentery **s.-infection,** the spread of infectious material from a circumscribed area to others or to the entire organism **s.-inflation,** a process by which a person in danger of drowning may render himself buoyant After having made a puncture in the mucous membrane of the mouth, at the reflection of the cheek from the lower jaw, air is forced into the subcutaneous tissue of the neck by vigorous blowing efforts with the mouth and nose closed **s -limited,** a term applied to certain diseases, which even without treatment run a definite course within a given time **s -pollution.** See *masturbation* **s.-repositor, pneumatic,** a curved and bulbous glass tube used at bed time for the reposition of the displaced uterus, the instrument being used by the patient, and operated by air pressure **s.-suggestion.** See *autosuggestion* **s - uspension,** suspension of the body for the purpose of stretching or making extension on the vertebral column see *suspension* **s s, axillo-cephalic,** suspension by the axillæ and the head **s s, cephalic,** suspension by the head

sella (*sel'-ah*) [L] A saddle **s. turcica,** the pituitary fossa of the sphenoid bone lodging the pituitary body

sellanders, sellenders (*sel' an-derz sel' en derz*) [origin obscure] A kind of eczema occurring on the tarsus of the horse See *mallenders*

Selters, Seltzer water (*sel' ters, selts' er*) An effervescent mineral water obtained at Selters in Prussia

semeiography (*sem-i-og'-ra fe*) [σημεῖον sign, γράφειν to write] Symptomatology

semeiology (*sem i ol'-o-je*) [σημεῖον sign λόγος, discourse] Symptomatology

semeiotic (*sem-i-ot' ik*) [σημεῖον, sign] Pertaining to symptoms

semeiotics (*sem-i-ot'-iks*) [see *semeiotic*] Symptomatology

semelincident (*sem-el-in' sid-ent*) [*semel,* once, *incidere* to happen] Happening only once in the same person, as a *semelincident* disease

semen (*se' men*) 1 A seed 2 The fecundating fluid of the male, chiefly secreted by the testicles composed of liquor seminis, seminal granules, oil-globules, and spermatozoa **s contra,** worm seed

semenuria See *seminuria*

semester (*se mes' ter*) [*semestris* half yearly *sex* six, *mensis,* month] A period of six months

semi- (*sem i-*) [L] A prefix denoting half

semiarticulate (*sem-e-ar-tik'-u-lāt*) [*semi articulus,* a joint] Loose-jointed

semicanal (*sem e-kan al'*) [*semi , canal*] A canal open on one side, a sulcus or groove

semicanalis (*sem-e-kan-a'-lis*) See *semicanal* **s. humeri,** the bicipital groove **s. nervi vidiani,** the groove on the temporal bone for the passage of the Vidian nerve **s. tensor tympani,** a depression situated close to the hiatus of Fallopius in the anterior wall of the tympanum The tendon of the tensor tympani is transmitted through an aperture at its apex **s tubæ Eustachii.** See *sulcus tubæ Eustachii* **s tympanicus,** the tympanic canal

semicartilaginous (*sem-ik-ar til-aj'-in-us*) [*semi-, cartilago,* gristle] Gristly, partially cartilaginous

semicircular (*sem-e-sir'-kū-lar*) [*semi-, circulus,* a circle] Having the form of a half circle **s. canals** See under *ear*

semicoma (*sem-e-ko'-mah*) A condition of mild or partial coma

semiconscious (*sem-ik-on'-shus*) [*semi-; conscius,* knowing] Half-conscious, partially conscious

semicordate (*sem-e-kor'-dāt*) [*semi-; cor,* the heart] Shaped like the half of a heart that has been divided longitudinally

semicretin (*sem-e-kre'-tin*) [*semi-; cretin*] A person having a form of cretinism in which the rudiments of language have been developed. Intellection reaches only to the most ordinary bodily wants

semicretinism (*sem-e-kre'-tin-izm*) The condition of being a semicretin

semicrista (*sem-e-kris'-tah*) An incomplete crest or ridge **s. incisiva,** the nasal crest

semidecussation (*sem-e-de-kus-a'-shun*) Partial decussation

semiflexion (*sem-e-flek'-shun*) [*semi-, flexion,* a flexion] A posture half-way between flexion and extension

semiglutin (*sem-e-gloo'-tin*), $C_{88}H_{88}N_{17}O_{22}$ A derivative of gelatin resembling a peptone

semilunar (*sem e-lu'-nar*) [*semi-, luna* moon] Resembling a half-moon in shape **s. bone,** one of the carpal bones **s cartilages,** two interarticulating cartilages of the knee **s. fold,** the conjunctival folding at the inner canthus **s. ganglia.** See *ganglia* **s. lobe,** a lobe on the upper surface of the cerebellum **s. notch,** a notch in the scapula through which the suprascapular nerve passes **s. space of Traube,** that portion of the left inferior anterior thoracic region corresponding to the tympanitic resonance of the stomach **s valves** See *valves.*

semilunare (*sem-e loo na'-re*) [L] Semilunar. The semilunar bone of the carpus

semiluxation (*sem-e-luks a'-shun*) [*semi-, luxus,* a luxation] Subluxation

semimembranosus (*sem e-mem-bra no' sus*) See *muscles, table of*

semimembranous (*sem-e mem'-bra-nus*) Partly membranous, as the *semimembranous* muscle (*semimembranosus*) See under *muscle*

seminal (*sem' in al*) [*semen*] Pertaining to the semen **s cyst,** a cyst of the spermatic cord or testicle containing semen **s. fluid,** semen (2). **s. vesicle.** See *vesicle, seminal*

seminalism (*sem'-in al-izm*) [*seminalis,* relating to seed, primary] A vitalistic theory proposed by Bouchet, of Paris, which teaches that the vital forces of man and beasts are totally distinct and that beasts have an intelligence of instinct and man one of abstraction

semination (*sem in-a'-shun*) [*seminatio* a sowing] The intromission of semen into the uterus or vagina

seminervosus (*sem-in er-vo'-sus*) See *semi tendinosus*

seminiferous (*sem-in-if'-er-us*) [*semen, ferre,* to carry] Producing or carrying semen, as the *seminiferous* tubules of the testicle

seminific (*sem-in-if'-ik*) [*semen,* semen, *facere,* to make] Producing semen

seminormal (*sem-i-nor'-mal*) [*semi-, norma,* rule] Half-normal **s. solution,** one containing in solution half the quantity of the substance contained in the normal solution

seminuria (*sem-in-u'-re-ah*) [*semen,* seed, *οὖρον,* urine] The discharge of semen in the urine

semiography. See *semeiography*

semiology (*se-me-ol'-o je*) See *semeiology*

semiotic (*se-me-ot'-ik*) See *semeiotic*

semiplegia (*sem-ip-le'-je-ah*) See *hemiplegia*

semipronation (*sem-ip-ro-na'-shun*) [*semi-; pronatus*, prone]. The assumption of a semiprone, or partly prone position; an attitude of semisupination.

semiprone (*sem'-ip-rōn*) [*semi-; pronus*, bent]. Half prone. **s. posture.** See *positions, table of.*

semiptosis (*sem-ip-to'-sis*) [*semi-; πτώσις*, a falling]. Partial ptosis.

Semiramidian operation (*sem-ir'-am-id'-e-an*) [*Semiramis*, mythical founder and queen of Assyria]. Castration.

semis (*se'-mis*) [L.]. Half; abbreviated in prescriptions to *ss*, which is placed after the sign indicating the measure.

semisideratio (*sem-is-id-er-a'-she-o*). Synonym of *hemiplegia.*

semisomnous (*sem-e-som'-nus*). Relating to a comatose condition.

semisomnus (*sem-e-som'-nus*) [*semi-; somnus*, sleep]. Coma.

semisoporus (*sem-e-so'-por-us*) [*semi-; sopor*, sleep]. Coma.

semispinalis (*sem-e-spi-na'-lis*). See under *muscle.*

semissis (*sem-is'-is*) [L.]. One-half. See *semis.*

semisulcus (*sem-e-sul'-kus*). A half sulcus which, uniting with another sulcus, forms a complete sulcus.

semisupination (*sem-is-ū-pin-a'-shun*) [*semi-; supinare*, to bend backward]. A position half-way between supination and pronation.

semitendinosus (*sem-it-en-din-o'-sus*). See *muscles, table of.*

semitendinous (*sem-e-ten'-din-us*). Partly tendinous, as a *semitendinous* muscle (*semitendinosus*). See under *muscle.*

semitertian (*sem-it-er'-shan*) [*semi-; tertius*, third]. Partly tertian and partly quotidian (applied to intermittent fevers).

semivalent (*sem-iv'-al-ent*) [*semi-; valere*, to be able]. Of one-half the normal valency.

Semon's law [Sir Felix *Semon*, English laryngologist, 1849–1921]. In progressive organic lesions of the motor laryngeal nerves, the cricoarytenoidei postici—the abductors of the vocal cords—are the first, and sometimes the only muscles affected. **S.'s symptom,** impaired mobility of the vocal cords in carcinoma of the larynx.

Semon-Rosenbach's law. See *Semon's law.*

sempules (*sem'-pūls*). Suppositories shaped like a dumb-bell. It is said that this shape renders them more easy of introduction, and also more liable to remain *in situ* until they are absorbed.

senalbin (*sen-al'-bin*), $C_{30}H_{44}N_2S_2O_{16}$. A glucoside found in white mustard, *Brassica alba.*

senecin (*sen'-es-in*). 1. An oleoresin from *Senecio gracilis* and *S. vulgaris;* it is emmenagogue, emetic, and astringent. 2. A proprietary elixir of *Senecio jacobæa*, recommended as an emmenagogue.

Senecio (*se-ne'-se-o*) [*senex*, an old man]. Groundsel, a genus of composite-flowered plants, said to contain 960 species, many of them medicinal. *S. aureus* is the common liferoot. *S. canicida*, yerba del Puebla, a Mexican species, is diuretic and is recommended in treatment of epilepsy. *S. cineraria* is a species of South America; the fresh juice of the leaves, stems, and flowers is recommended in treatment of capsular and lenticular cataracts and other diseases of the eye. *S. gracilis* is a slender species, generally regarded as a variety of *S. aureus. S. jacobæa*, ragwort or ragweed, is tonic and astringent.

senecionin (*sen-e'-se-o-nin*). A resinoid from *Senecio gracilis.*

senectus (*se-nek'-tus*) [*senex*, old]. Old age.

senega (*sen'-e-ga*) [L.]. The *Polygala senega*, a plant of the *Polygaleæ*. Its root is official (*senega*, U. S. P.; *senegæ radix*, B. P.); it contains a bitter principle, senegin or polygalic acid (or polygalin), which is probably identical with saponin. It is used as a stimulant, expectorant and diuretic; in large doses it is emetocathartic. It is chiefly employed in bronchitis and laryngitis, as a diuretic in dropsy, and in amenorrhea. Dose 10–20 gr. (0.65–1.3 Gm.); of the *infusion* 1 oz. (30 Cc.). **s., fluid-extract of** (*fluidextractum senegæ*, U. S. P.). Dose 10–20 min. (0.65–1.3 Cc.). **s., syrup of** (*syrupus senegæ*, U. S. P.). Dose 1–2 dr. (4–8 Cc.). **s., tincture of** (*tinctura senegæ*, B. P.). Dose 1 dr. (4 Cc.).

senegin (*sen'-e-jin*), $C_{32}H_{52}O_{17}$ (Hesse). Polygallic acid, a saponin-like glucoside from senega; it is a yellowish powder, soluble in water; used as an expectorant and diuretic. Dose ½–2 gr. (0.032–0.13 Gm.).

senescence (*se-nes'-ens*) [*senex*, old]. The condition or time of growing old. Senility.

seng. A proprietary digestant said to be derived from ginseng, *Aralia quinquefolia.*

senile (*se'-nil*) [*senilis;* from *senex*, old]. Pertaining to or caused by old age. **s. gangrene.** See *gangrene.*

senilis (*se-ni'-lis*) [L.]. Old; pertaining to old age.

senilism (*se'-ni-lizm*) [*senile*]. A condition of premature old age. See *progeria.* Cf. *ateleiosis; infantilism.*

senility (*sen-il'-it-e*) [*senile*]. The state of being senile; the weakness of body and mind characteristic of old age.

seniocine (*sen-i'-o-sin*). An alkaloid obtained from *Senecio vulgaris* and *S. jacobæa.*

senium (*se'-ne-um*). Infirmity of old age. **s. præcox,** premature senility.

senki. A disease resembling lepra and associated with colic; peculiar to Japan.

NICHOLAS SENN.

Senn's bone-plates [Nicholas *Senn*, American surgeon, 1844–1908] Plates of decalcified bone used in intestinal anastomosis **S's test**, the introduction of hydrogen gas into the bowel through the rectum, for the detection and localization of an abnormal opening

senna (*sen'-ah*) [Ar., *sena*] The leaflets of various species of *Cassia*, a genus of the order *Leguminosæ* *Senna* of the U S P is derived from *Cassia acutifolia*, that of the B P is of two varieties—*Alexandrian senna*, from *Cassia acutifolia*, and *East India* or *Tinnevelly senna*, from *Cassia angustifolia* *Deresinate senna* is that from which the resin has been removed by maceration in alcohol to prevent griping Senna contains cathartic acid, a glucoside representing the purgative properties of senna the bitter principles *sennapicrin* and *sennacrol*, and a coloring-matter, *chrysophan* Senna is used as a purgative, generally in combination with an aromatic to prevent griping Dose ½–2 dr (2–8 Cc) **s, compound infusion of** (*infusum sennæ compositum*, U S P), black draught contains senna, manna, and magnesium sulphate Dose 4 oz (128 Cc) **s, confection of** (*confectio sennæ*, U S P, B P) Dose 2 dr (8 Gm) **s, fluidextract of** (*fluidextractum sennæ*, U S P) Dose 1–4 dr (4–16 Cc) **s, syrup of** (*syrupus sennæ*, U S P, B P Dose 1–4 dr (4–16 Cc) **s, tincture of** (*tinctura sennæ*, B P) Dose 1–4 dr (4–16 Cc)

sennacrol (*sen'-ak-rol*) See under *senna*

sennapicrin (*sen-ap ik'-rin*) See under *senna*

sennatin (*sen'-at-in*) A preparation of senna leaves used as a cathartic, but administered by subcutaneous or intramuscular injection

sennax (*sen'-aks*) A purgative glucoside obtained from senna leaves

sennin (*sen' in*) [Nicholas *Senna* American surgeon, 1844–1908] A proprietary antiseptic preparation described as a chemically pure product of boric acid, iodine and phenol It is a fine, white powder, odorless, slightly astringent, and of sweetish taste

sennit (*sen'-it*), $C_{21}H_{44}N_{19}$ A nonfermentable sugar found in senna, occurring in soluble warty crystals Syn., *cathartomannite*

sensation (*sen-sa'-shun*) [*sensatio*, from *sentire*, to feel] A feeling or impression produced by the stimulation of an afferent nerve **s., correlative,** stimulation of the cerebrum by a sensation carried by a single sensory nerve **s., cutaneous,** a sensation produced through the medium of the skin **s., eccentric,** the conception of locality **s., external,** a sensation transmitted from a peripheral sense organ **s, general.** See *subjective sensation* **s, girdle,** girdle-pain **s, internal.** See *subjective sensation* **s, objective,** an external sensation due to some objective agency **s.s, psychovisual,** sensations of sight without the stimulation of the retina, visions **s., radiating.** See *s., secondary* (1) **s., secondary.** 1 Mueller's name for the excitement of one sensation by another or the extension of morbid sensations in disease to unaffected parts 2 A sensation of one type attending a sensation of another type. Cf *audition colorée* **s., special,** any sensation produced by the special senses **s, subjective.** See *subjective sensation* **s., tactile,** one produced through the sense of touch **s, transference of,** clairvoyance

sense (*sens*) [*sensus*, from *sentire*, to feel]. 1. Any one of the faculties by which stimuli from the external world or from within the body are received and transformed into sensations The faculties receiving impulses from the external world are the senses of sight, hearing, touch, smell, and taste, which are the special senses, and the muscular and temperature-sense. Those receiving impulses from the internal organs (visceral senses) are the hunger-sense, thirst-sense, and others 2 A sensation **s.-body,** a peripheral sense-organ **s.-capsule,** the hollow cup-like receptacle of a peripheral sense-organ **s.-club** See *rhopalium* **s.-epithelium,** a tract of epithelium having some specialized function of sensation **s.-filament,** the thread like peripheral termination of a sensory nerve **s, genesic,** the sexual instinct **s.-scale** See *squama rhopalaris* **s.-seta,** the bristle like termination of a peripheral sensory nerve fiber **s, seventh,** visceral sense **s.-shock,** a condition observed in hysterical women and overworked men, and occurring at the moment of waking from sleep A sensation like an aura rises from the feet or hands, and, passing upward to the head, disappears in the sense of a blow or shock, or of a bursting in the head It is of no serious significance **s, sixth,** muscular sense

sensibilin (*sen'-sib il in*) A specific antibody derived from sensibilisinogen, toxogenin

sensibilisinogen (*sen sib-il is-in'-o jen*) One of the substances in an antigen, it produces a specific antibody called sensibilisin

sensibility (*sen-sib il'-it e*) [see *sense*] 1 The ability to receive and feel impressions 2 The ability of a nerve or end-organ to receive and transmit impulses **s, organic,** the capability of transmitting and receiving impressions without being conscious of them (Bichat) **s., range of.** See *Fechner's law* **s, recurrent,** Longet's and Magendie's term for the sensibility observed in the anterior roots of the spinal nerves which appeared to be dependent on the posterior root, and not inherent, like the sensibility of the posterior root itself The existence of recurrent sensibility was denied by Longet **s, transference** or **externalization of** See *sensitivization*

sensibilizer (*sen'-sib il-i-zer*) [see *sense*] A substance which, acting as a chemical screen, conduces to synthesis or other chemical processes

sensible (*sen'-si-bl*) [*sense*, to feel] Perceptible by the senses, as *sensible* perspiration capable of receiving an impression through the senses, endowed with sensation

sensiferous (*sen-sif' er-us*) [*sensus*, sense, *ferre*, to bear] Conveying a sensation, or sense-impression

sensigenous (*sen-sij'-en-us*) [*sensus*, sense, *gignere*, to produce] Giving rise to a sensory impulse

sensimeter (*sen-sim'-et er*) An instrument for determining the sensitiveness of the skin

sensitive (*sen'-sit-iv*) [*sensitivus*] 1 Capable of feeling, capable of transmitting sensation 2 Reacting to a stimulus

sensitization (*sen-sit-i-za'-shun*) Rendering cells (by the action of a specific amboceptor) amenable to destruction by a complement

sensitized (*sen'-sit-izd*) Rendered sensitive

sensitizer (*sen-sit-i' zer*) Bordet's name (1899) for the intermediary body of Ehrlich Syn., *substance sensibilisatrice* See *amboceptor*

sensomobile (*sen-so mo'-bil*) [*sensus*, feeling, *mobilis*, movable] Moving by stimulation

sensomobility (*sen-so-mo-bil'-it-e*) The capacity for movement in response to a sensory stimulus

sensomotor (*sen-so-mo'-tor*). Sensorimotor.

sensoparalysis (*sen-so-par-al'-is-is*). Paralysis of a sensory nerve.

sensorial (*sen-so'-re-al*) [*sensorium*]. Pertaining to the sensorium.

sensoriglandular (*sen-so-re-gland'-ū-lar*). Causing glandular action by stimulation of the sensory nerves.

sensorimetabolism (*sen-so-re-met-ab'-ol-izm*). Metabolism resulting from stimulation of the sensory nerves.

sensorimotor (*sen-so-re-mo'-tor*) [*sensus*, feeling; *motor*]. Both sensory and motor; concerned with the perception of sensory impulses and with motor impulses. **s. centers,** centers that are concerned both with the perception of sensation and with motor impulses.

sensorimuscular (*sen-so-re-mus'-kū-lar*). Producing muscular action in response to stimulation of the sensory nerves.

sensorium (*sen-so'-re-um*) [L.]. Perceptorium. A center for sensations, especially the part of the brain which receives and combines the impressions conveyed to the individual sensory centers. **s. commune,** a portion of the cerebral cortex dominating the sensory impulses.

sensorivolitional (*sen-so-riv-o-lish'-un-al*) [*sensus*, sense; *volitio*, willing] Pertaining to or conferred in sensation and volition.

sensory (*sen'-so-re*) [*sensus*, feeling]. Pertaining to or conveying sensation. **s. aphasia.** See under *aphasia*. **s. aura,** an aura affecting the special senses. **s. crossway,** the posterior third of the posterior limb of the internal capsule, where the afferent fibers conveying sensory impulses cross to the opposite side. **s. decussation,** the superior pyramidal decussation. **s. epilepsy,** various disturbances of sensation occurring in paroxysms that replace the epileptic convulsion. **s. nerve,** one that conveys sensations from the periphery to the centers.

sensualism (*sen'-shoo-al-izm*) [*sensus*, sense]. The condition or character of one who is controlled by the animal passions.

sensus (*sen'-sus*) [L.]. Sense; feeling. **s. communis,** the state of the consciousness or sense of normal sensations at any one time.

sentient (*sen'-she-ent*) [*sentire*, to feel]. Having sensation; capable of feeling.

sentina (*sen-ti'-nah*) [L., "the hold of a ship"]. The epiphysis cerebri.

sentinal-pile. The thickened wall of the anal pocket at the lower end of an anal fissure.

sentisection (*sen-tis-ek'-shun*) [*sentire*, to feel; *sectio*, section]. Painful vivisection; vivisection of an animal not under the influence of anesthetics.

separator (*sep'-ar-a-tor*) [*separare*, to separate]. 1. Anything that separates, especially an instrument for separating the teeth. 2. An instrument for detaching the pericranium or periosteum. 3. An appliance for preventing the urine from the two ureters from mixing in the bladder.

separatorium (*sep-ar-a-to'-re-um*) [*separare*, to separate]. In pharmacy, a strainer. In surgery, an instrument for separating the pericranium from the skull.

sepedogenesis (*se-ped-o-jen'-e-sis*) [*sepedon*; *γενᾶν*, to produce]. Putrescence.

sepedon (*se'-ped-on*) [*σήπειν*, to be rotten]. Putridity.

sepia (*se'-pe-ah*) [*σήπια*, the cuttle fish]. 1. The ink or black secretion of the common cuttle-fish; used as a pigment. 2. See *sepiost*.

sepiost (*se'-pe-ost*) [*σήπια*, the cuttle-fish; *ὀστνοέ*, bone]. The endoskeleton of the cuttle-fish (*sepia*); cuttle-fish bone, sepium, is sometimes prescribed as an antacid and used in dentifrices.

sepium (*se'-pe-um*) [*σήπιον*, the bone of the cuttle-fish]. Same as *sepiost*.

sepsine (*sep'-sēn*) [*sepsis*]. A poisonous ptomaine obtained from decomposed yeast and blood.

sepsis (*sep'-sis*) [*σῆψις*, putrefaction]. A state of poisoning produced by the absorption of putrefactive substances. **s., gas,** a septic condition due to the gas bacillus, *Bacillus aerogenes capsulatus*. **s., puerperal,** sepsis occurring after childbirth, from absorption of putrefactive products from the parturient canal.

sepsometer (*sep-som'-et-ur*). See *septometer* (2).

septa (*sep'-tah*). Plural of *septum*.

septal (*sep'-tal*) [*septum*, septum]. Pertaining to a septum. **s. gland.** See under *gland*.

septan (*sep'-tan*) [*septem*, seven]. Recurring every seventh day, as *septan* fever.

septate (*sep'-tāt*) [*septum*, a fence]. Possessing septa or partitions.

septatome (*sep'-tat-ōm*) [*septum*; *τόμη*, incision]. An instrument for incising the nasal (or other) septum.

septectomy (*sep-tek'-to-me*) [*septum*; *ἐκτόμη*, excision]. Excision of part of the nasal septum.

septemia, septæmia, septhemia (*sep-te'-me-ah sep-the'-me-ah*). See *septicemia*.

septentrionaline (*sep-ten-tre-on'-al-ēn*). An alkaloid obtained from *Aconitum lycoctonum*. It is a sensory paralyzant, resembling curara; it has been suggested as a local and general anesthetic, and is used as an antidote to strychnine and in treatment of tetanus and hydrophobia.

septic (*sep'-tik*) [*sepsis*]. Relating to sepsis. Pertaining to or produced by putrefaction. **s. fever,** septicemia. **s. intoxication,** a form of poisoning resulting from the absorption of products of putrefaction. **s. tank,** in sewage treatment a large closed chamber through which the sewage is allowed to pass slowly. Cf. *contact-bed*.

septicemia, septicæmia (*sep-te-se'-me-ah*) [*sepsis*; *αἷμα*, blood]. An infection characterized by the presence in the blood of bacteria; clinically the term is also used to include toxemia, whether or not there is invasion of the blood by bacteria. **s., bacillar, of chickens,** a disease of chickens described by Fuhrmann as due to a specific bacillus belonging to the colon group. **s., goose,** a rapidly fatal disease of geese due to a specific microbe. The infection takes place by way of the mucosa of the head. **s., mouse,** a form of septicemia occurring in mice and produced by *Bacillus murisepticus*. It is usually fatal in from 40 to 60 hours, the animal early becoming apathetic. **s., phlebitic.** See *pyemia*. **s., rabbit,** a form of septicemia occurring in rabbits and due to *Bacillus septicæmiæ hæmorrhagicæ* or bacillus of chicken cholera. **s., sputum,** a form of septicemia produced by inoculation with microorganisms found in sputum, especially the pneumococcus.

septicemic, septicæmic (*sep-te-sem'-ik* or *sep-te-se'-mik*) [*septicemia*]. Pertaining to or affected with septicemia.

septicine (*sep'-tis-in*) [*septic*]. A ptomaine obtained from decaying flesh.

septicogenic (*sep-tik-o-jen'-ik*) [*septic*; *γενᾶν*, to produce]. Applied to a group of microorganisms established by Cohn producing ordinary putrefaction as distinguished from that which produces disease. Cf. *pathogenic*.

septicophlebitis (*sep-tik-o-fleb-i'-tis*). Phlebitis due to septic poisoning.

septicopyemia, septicopyæmia (*sep-tik-o-pi-e'-me-ah*) [*septicemia; pyemia*]. Combined septicemia and pyemia. **s., primary,** that in which the general infection is produced by the same bacteria as those causing the primary lesion. **s., secondary,** that in which the general infection is due to other bacteria than those causing the primary lesion.

septicopyemic (*sep-tik-o-pi-e'-mik*). Pertaining to septicopyemia

septigravida (*sep-te-grav'-id-ah*) [*septem*, seven; *gravida*, pregnant]. A woman who is pregnant for the seventh time.

septimetritis (*sep-ti-met-ri'-tis*). Metritis due to septic poisoning.

septipara (*sep-tip'-ar-ah*) [*septem*, seven; *parere*, to bear]. A woman who has been in labor for the seventh time.

septivalent (*sep-tiv'-al-ent, sep-te-va'-lent*) [*septem*, seven, *valere*, to be worth] Having an atomicity of seven

septoforma (*sep-to-form'-ah*). A condensation-product of formaldehyde dissolved in an alcoholic solution of linseed-oil potassium soap. It is used as an antiseptic and antiparasitic in veterinary practice

septomarginal (*sep-to-mar'-jin-al*). Relating to the margin of a septum.

septometer (*sep-tom'-et-er*) [*septum; μέτρον*, a measure]. 1. An instrument for determining the thickness of the nasal septum. 2. [*sepsis.*] An apparatus for determining organic impurities in the air.

septonasal (*sep-to-na'-zal*) [*septum*, septum; *nasus*, nose]. Pertaining to the nasal septum.

septopyemia, septopyæmia (*sep-to-pi-e'-me-ah*). See *septicopyemia.*

septotome (*sep'-to-tōm*) [*septum; τομή*, a cutting]. An instrument for cutting the nasal septum.

septotomy (*sep-tot'-o-me*) [*septum; τομή*, a cutting]. The operation of cutting the nasal septum.

septula (*sep'-tū-lah*). Plural of *septulum* (*q. v.*). **s. fibrosa,** fibrous trabeculæ extending from the deep fascia of the penis into the corpus cavernosum. **s. interalveolaria,** the septa dividing the alveoli of the lungs. **s. medullaria,** processes radiating from the periphery of the gray substance of the spinal cord into the white substance. **s. renum.** See *columna Bertini.* **s. testis,** septules of the testis.

septulum (*sep'-tū-lum*) [L.; *pl., septula*] A small septum. **s. testis.** See *septula testis.*

septum (*sep'-tum*) [*sepire*, to hem in]. A partition; a division-wall. **s. atriorum, s. atrium, s. auricularum,** the septum between the right and left auricles of the heart. **s., Bigelow's,** the calcar femorale, an early vertical spur of compact tissue in the neck of the femur, a little in front of the lesser trochanter. **s. cordis,** the wall between the two sides of the heart. **s. crurale,** the layer of areolar tissue closing the femoral ring. **s., Douglas',** in the fetus the septum formed by the union of Rathke's folds transforming the rectum into a complete canal. **s. intermusculare,** septum between muscles. **s. linguæ,** the vertical mesal partition of the tongue, which divides the muscular tissue into two halves. **s. lucidum,** a thin, translucent septum forming the internal boundary of the lateral ventricles of the brain and inclosing between its two laminæ the fifth ventricle. **s., nasal,** the septum between the two nasal cavities. **s., pectiniform,** that between the corpora cavernosa of the penis. **s. pellucidum.** See *lucidum.* **s. of the pons,** the median raphe of the pons formed by the decussation of nerve-fibers. **s., rectovaginal,** the tissue forming the partition between the rectum and the vagina. **s. scalæ,** lamina spiralis. **s. scroti,** that dividing the scrotum into two cavities. **s. subarachnoid,** a partition formed by bands of fibroelastic tissue passing from the arachnoid to the pia along the posterior median line of the spinal cord. **s. thoracis.** See *mediastinum.* **s. transversum.** 1. The diaphragm. 2. The tentorium cerebelli. **s., triangular medullary.** See *s. lucidum.* **s., ventricular.** 1. See *s. lucidum.* 2. See *s. ventriculorum.* **s. ventriculorum,** the septum between the ventricles of the heart.

septuplet (*sep'-tū-plet*) [*septem*, seven]. One of seven offspring born from a single gestation.

sepulture (*sep'-ul-tūr*) [*sepultura; sepelire*, to entomb]. The disposal of the dead by burial.

séquardin (*sa-kwar'-din*) [Charles Edouard *Brown-Séquard*, French physiologist, 1817–1894]. A sterilized testicular extract.

sequel, sequela (*se'-kwel, se-kwel'-ah*) [*sequi*, to follow; *pl., sequels, sequelæ*]. An abnormal condition that follows a disease, and is directly or indirectly dependent upon it.

sequence (*se'-kwens*) [*sequentia*]. 1. The order of occurrence, as of symptoms. 2. A sequela.

sequential (*se-kwen'-shal*) [*sequentia*]. Occurring as a sequence, as sequential insanity.

sequester (*se-kwes'-ter*). Sequestrum.

sequestral (*se-kwes'-tral*) [*sequestrum*, sequestrum] Pertaining to, or of the nature of, a sequestrum.

sequestration (*se-kwes-tra'-shun*) [*sequestrum*]. 1. The formation of a sequestrum. 2. The isolation of persons suffering from disease for purposes of treatment or of protecting others **s. anesthesia,** anesthesia is produced by inhalation and then maintained by temporarily restraining a portion of the patient's circulation in two or more limbs from the main circulation, thereby producing cerebral anemia.

sequestrectomy (*se-kwes-trek'-to-me*). See *sequestrotomy.*

sequestrotomy (*se-kwes-trot'-o-me*) [*sequestrum; τομή*, a cutting]. The operation of removing a sequestrum.

sequestrum (*se-kwes'-trum*) [*sequestrare*, to separate; *pl., sequestra*]. A detached or dead piece of bone within a cavity, abscess, or wound. **s., primary,** that entirely detached and demanding removal. **s., secondary,** one that is partially detached, and that unless very loose may be pushed into place. **s., tertiary,** cracked or partially detached and remaining firmly in place.

sera (*se'-rah*) [L.]. Plural of serum, *q. v.*

seralbumin (*se-ral-bū'-min*) [*serum; albumin*] Serum-albumin, the albumin found in the blood.

serempion (*se-rem'-pe-on*). A form of epidemic measles in the West Indies, which causes great mortality, especially among children.

serenium (*se-re'-ne-um*). An azobenzene dye, used as a urinary antiseptic.

Serenoa (*ser-e-no'-ah*) [*Sereno* Watson, American botanist]. A genus of palms of one species, *S. serrulata*, the saw-palmetto of North and South America. The fruit is diuretic and sedative and used in diseases of the genitourinary tract. Dose of *extract* 8–20 gr (0.52–1.3 Gm.); of the *fluidextract* 57–114 min. (3.7–7.4 Cc.).

Sergent's white line [Emil *Sergent*, French physician]. A white line which appears on the skin

of the abdomen when lightly stroked with a pencil or the finger; said to occur in Addison's disease, and other conditions associated with low arterial tension.

serial (*se'-re-al*) [*series*, a succession]. Following in regular order; occurring in rows. **s. sections,** microscopic sections made in consecutive order and arranged in the same manner.

sériběle (*sa-re-bāl'*). A teniafuge said to consist of the seeds and root bark of *Connarus guianensis*. Dose 2 oz. (60 Gm.) in decoction.

sericeps (*ser'-is-eps*) [*sericum*, silken; *caput*, head]. A device made of loops of ribbon, used in place of the forceps in making traction upon the fetal head.

sericum (*ser'-ik-um*) [L.]. Silken, silk (*q. v.*). Sericum was formerly much prescribed as a cordial, tonic, nervine, and as a restorative of the memory, reason, and reproductive power. It was an ingredient of various electuaries

series (*se'-rēz*) [L.]. A succession or chain of similar parts, or activities **s., aliphatic,** the open chain series of organic compounds, derived from methane. **s., aromatic,** the organic compounds derived from benzene. **s., fatty.** Same as *s. aliphatic*. **s., homologous,** a series of organic compounds the consecutive members of which differ by a common ratio (generally CH_2). **s. dentium,** a row of teeth. **s., numbering parts in,** the rule almost universally followed is to commence with the part at the proximal, or at the cephalic aspect, *e. g.*, the most cephalic vertebra (atlas) is number one. The shoulder-girdle is the proximal segment of the pectoral limb.

seriflux (*se'-rif-luks*) [*serum; fluxus*, flow]. Any serous or watery discharge, or a disease characterized by such a discharge.

serin (*se'-rin*), $CH_2(OH).CH(NH_2).CO_2H$. 1. amidoglycerol, obtained by boiling serecin with dilute sulphuric acid It forms hard crystals, soluble in water, but insoluble in alcohol and ether. 2. Serum albumin.

serinuria (*se-rin-ū'-re-ah*). The excretion of serum albumin (without serum globulin) in the urine.

serious (*se'-re-us*) [*serius*, grave]. Applied to such morbid conditions or symptoms as indicate a grave prognosis.

seriscission (*ser-is-ish'-un*) [*sericum*, silken; *scisso*, a cutting]. Division of soft tissues by a silken ligature

sero- (*se-ro-*) [*serum*]. A prefix meaning relating to serum or serous.

serobacterins (*se-ro-bak'-ter-ins*). Emulsions of killed bacteria which have been sensitized by treatment with a specific immune serum.

serochrome (*se'-ro-krōm*) [*sero-*; χρῶμα, color]. Gilbert's name for the pigments (lipochrome, lutein) which serve to give color to normal serum.

serocolitis (*se-ro-ko-li'-tis*). Inflammation of the serous covering of the colon.

seroculture (*se'-ro-kul-tshur*). A bacterial culture on blood serum.

serocyst (*se'-ro-sist*). A tumor containing cysts filled with serum.

serocystic (*se-ro-sis'-tik*) [*sero-*; κύστις, a bladder]. Composed of cysts filled with a serous fluid.

serodermatosis (*se-ro-der-mat-o'-sis*) [*serum*; δέρμα, skin; νόσος, disease]. A skin-disease characterized by serous effusion into the tissue of the skin.

serodermitis (*se-ro-der-mi'-tis*) [*sero-*; *dermitis*]. An inflammatory skin affection attended with serous effusion.

serodiagnosis (*se-ro-di-ag-no'-sis*). Diagnosis based upon the reaction of blood-serum of patients. See *Widal's reaction*.

seroenteritis (*se-ro-en-ter-i'-tis*). Inflammation of the serous covering of the small intestine.

serofibrinous (*se-ro-fi'-brin-us*) [*sero-*; *fibrin*]. 1. Composed of serum and fibrin, *e. g.*, a *serofibrinous* exudate. 2. Characterized by the production of a serofibrinous exudate, as a *serofibrinous* inflammation.

serofibrous (*se-ro-fi'-brus*). Pertaining to a serous membrane and a fibrous tissue.

seroformalin (*se-ro-form'-al-in*). An antiseptic dusting-powder of dried coagulated blood-serum and formalin.

seroglobulin (*se-ro-glob'-ū-lin*) See *paraglobulin*.

serohepatitis (*se-ro-hep-at-i'-tis*) [*sero-*; *hepatitis*]. Inflammation of the hepatic peritoneum.

seroid (*se'-roid*) [*sero-*; εἶδος, likeness]. Resembling a serous membrane.

seroimmunity (*se-ro-im-ū'-nit-e*). Passive immunity; see under *immunity*.

serolactescent (*se-ro-lak-tes'-ent*) [*serum; lac, lactis*, milk] Having the characters of both serum and milk. The secretion of Montgomery's glands is said to be serolactescent.

serolemma (*se-ro-lem'-ah*) [*sero-*; λέμμα, a husk; a peel]. The embryonic external layer of the amnion.

serolin (*se'-ro-lin*) [*sero-*; *oleum*, oil]. A neutral fatty constituent of blood, occurring in small amount; its nature is undetermined.

serolipase (*se-ro-lip'-ās*). Lipase as found in blood-serum.

serologic, serological (*se-ro-loj'-ik, se-ro-loj'-ik-al*) Pertaining to serology.

serologist (*se-rol'-o-jist*). One versed in serology.

serology (*se-rol'-o-je*). That branch of science which deals with serum; especially immune and hemolytic sera.

seromembranous (*se-ro-mem'-bran-us*). Serous and membranous.

seromucous (*se-ro-mū'-kus*). Having the nature of or containing both serum and mucus.

seronal (*se'-ro-nol*). A mixture of guaicol, eucalyptol, camphor and olive oil, suggested for intramuscular injection in cases of influenza.

seroperitoneum (*se-ro-per-it-on-e'-um*). Hydroperitoneum, ascites.

serophyte (*sē'-ro-fīt*). A microorganism which can grow in the unaltered body fluids.

seropneumothorax (*se-ro-nū-mo-tho'-raks*) [*serum; πνεῦμα*, air; *thorax*]. Pleurisy with serous effusion, associated with pneumothorax.

seroprognosis (*se-ro-prog-no'-sis*). Prognosis of disease as determined by seroreactions.

seropurulent (*se-ro-pū'-roo-lent*) [*sero-*; *purulent*]. Composed of serum and pus, as a *seropurulent* exudate.

seropus (*se'-ro-pus*) [*sero-*; *pus*]. A fluid consisting of serum and pus.

seroreaction (*se-ro-re-ak'-shun*). 1. Any reaction occurring in a serum, such as complement fixation. 2. Serum disease.

serosa (*se-ro'-sah*) [*serous; membrana*, understood]. A serous membrane.

serosanguineous (*se-ro-san-gwin'-e-us*) [*sero-*; *sanguis*, blood]. Having the nature of, or containing, both serum and blood.

serosaprophyte (*se-ro-sap'-ro-fīt*). A microorganism which cannot grow in the normal body

fluids, but can do so when these fluids are changed (by disease or otherwise).

seroscopy (*se-ros'-ko-pe*) [*sero-*; σκόπειν, to view]. Examination of serum by means of the agglutinoscope.

seroserous (*se-ro-se'-rus*) [*serous*]. Pertaining jointly to two serous surfaces.

serosine (*se'-ro-sēn*). A proprietary remedy said to be antipyretic and antiseptic; same as *bromanilne*.

serositis (*se-ro-si'-tis*). Inflammation of a serous membrane.

serosity (*se-ros'-it-e*) [*serum*]. The quality of being serous; a serous fluid not the true secretion of serous membranes.

serosynovial (*se-ro-si-no'-ve-al*) [*sero-*; *synovia*]. Having the characters of both serum and synovia; pertaining to both a serous and a synovial membrane.

serosynovitis (*se-ro-si-no-vi'-tis*) [*sero-*; *synovitis*] A synovitis with increase of synovial fluid.

serotaxis (*se-ro-taks'-is*) [*sero-*; τάξις, arrangement] In diagnosis the determination of the blood to the skin by application of a solution of caustic potash.

serotherapy (*se-ro-ther'-ap-e*) [*sero-*; *therapy*]. 1. The treatment of disease by means of human or animal blood-serum containing antitoxins. 2. Whey cure.

serothorax (*se-ro-tho'-raks*). Hydrothorax

serotina (*ser-o-ti'-nah*). See *decidua serotina*

serous (*se'-rus*) [*serum*]. 1. Pertaining to, characterized by, or resembling serum. 2 Producing serum, as a *serous* gland; containing serum, as a *serous* cyst. **s. cavity,** a large lymph-space. **s. effusion,** an effusion of serum. **s. exudate,** an exudate consisting largely of serum. **s. fluid,** normal lymphatic fluid. **s. inflammation,** an inflammation characterized by the formation of a serous exudate. **s. membrane.** See *membrane*.

serovaccination (*se-ro-vak-sin-a'-shun*). A method of obtaining mixed immunity by injecting a serum (to secure passive immunity) and also vaccinating (to secure active immunity).

serozyme (*se'-ro-zīm*) [*serum*; ζύμη, leaven]. Same as thrombogen. *q v.*

serpedo (*ser-pe'-do*) [*serpere*, to creep]. Same as *psoriasis*.

serpens (*ser'-penz*) [L.]. Serpentine, sinuous; creeping. **s., ulcus,** a fistulous ulcer; a sinuous ulcer of the cornea.

serpentaria (*ser-pen-ta'-re-ah*) [L]. Virginia snake-root, the root of several species of *Aristolochia*, of the order *Aristolochiaceæ*. The rhizome and rootlets of *Aristolochia serpentaria* and *Aristolochia reticulata* constitute the *serpentaria* of the U. S. P. (*serpentariæ rhizoma*, B. P.). Serpentaria contains a volatile oil, a bitter principle, and a nitrogenous principle called *aristolochin*. It is a stimulant, tonic diaphoretic, and diuretic, and is used in intermittent fever and in dyspepsia **s., fluidextract of** (*fluidextractum serpentariæ*, U. S. P) Dose 20–30 min. (1.3–2.0 Cc.). **s., infusion of** (*infusum serpentariæ*, B. P). Dose 1 oz. (32 Cc). **s., tincture of** (*tinctura serpentariæ*, U. S. P., B. P.). Dose 1 dr. (4 Cc.)

serpentine (*ser'-pen-tīn*) [*serpens*, serpent]. Sinuous; snake-like.

serpes (*ser'-pēz*) [*serpere*, to creep] Herpes.

serpiginous (*ser-pij'-in-us*) [*serpiginosus*, from *serpere*, to creep]. Creeping **s. ulcer**, one that extends in one direction while healing in another.

serpigo (*ser-pi'-go*) [L.]. Ringworm, herpes.

serpol (*ser'-pol*). Serpyllum.

serpyllum (*ser-pil'-um*). The mild thyme, *Thymus serpyllum*.

serra (*ser'-ah*) [L., a saw]. In biology, a saw or sawlike structure. **s. salvia,** mountain sage, an herb of the U. S., introduced as a substitute for quinine in the treatment of periodic fevers. Also of service in rheumatism, scarlet fever, and diphtheria. Dose of the fluidextract ʒ j–ij.

serrago (*ser-a'-go*) [L., *gen.*, *serraginis*]. Sawdust.

serrate, serrated (*ser'-āt, ser'-a-ted*) [*serra*, a saw]. Provided with sharp projections like the teeth of a saw.

serratiform (*ser-at'-if-orm*) [*serra*, a saw; *forma*, a form]. Same as *serrated*.

serration (*ser-a'-shun*) [see *serrate*]. The state or condition of being serrate.

serratus (*ser-a'-tus*) [L.]. Serrated; applied to muscles arising or inserted by a series of processes resembling the teeth of a saw. See under *muscle*.

serre-fine (*sār-fēn*) [Fr.]. A small spring-forceps for seizing and compressing bleeding vessels.

serre-nœud (*sār-nēh'*) [Fr.]. An instrument used for drawing tight a ligature thrown around a part, as around the pedicle of a tumor.

Serres' glands (*sair*) [Etienne Rénaud Auguste *Serres*, French physician, 1787–1868]. Pearl-like masses frequently seen in the infant near the gum and resulting from the fragmentation of the dental epithelium. They may give rise to cysts or other abnormal growths.

serrulate (*ser'-roo-lāt*) [*serrula*, dim. of *serra*, a saw]. Minutely notched or serrated.

Sertoli's cells, S.'s columns (*ser'-to-le*) [Enrico *Sertoli*, Italian histologist]. The supporting cells of the seminiferous tubules, arranged radially on the membrana propria, and forming long columns between the spermatoblasts.

serum (*se'-rum*) [L.; *pl*, *sera*]. 1. The clear, yellowish fluid separating from the blood after the coagulation of the fibrin. 2. Any clear fluid resembling the serum of the blood. 3. An antitoxin for therapeutic use. **s., Adamkiewicz's.** See *cancrosin*. **s. adapted,** a serum produced by immunization. **s.-albumin,** the albumin found in the blood-serum and other animal fluids. **s., allergic,** one which produces hypersensitiveness to injections of serum. **s., anallergic,** one which does not produce hypersensitiveness to injections of serum. **s., anthrax,** one used in cattle in the form of protective inoculations. **s., anticancerous,** a serum provided by the inoculation of an ass previously infected with the filtered juice of a neoplastic tumor. **s., antidiphtheritic** (*serum antidiphthericum*, U. S. P.), one prepared by (1) the production of diphtheric toxin by means of boullion cultures; (2) the immunization of horses, and (3) the collection and separation of the blood-serum from the immunized animals. If 1 Cc. of this serum suffices to protect perfectly a guineapig against a fatal dose of the toxin, and without even the occurrence of a localized reaction at the site of the injection, the serum is said to contain one immunizing unit in the cubic centimeter; if 0.1 Cc. suffices, it has 10 units; if 0.01 Cc., it has 100 units per cubic centimeter. In Germany the least allowed by law is 100 units. **s., antiepitheliomatous,** one obtained from animals by inoculation with cultures of pathogenic yeast isolated from cancerous tumors. Syn., *serum of Hoffmann* and

of Villiers and Wlaeff. **s., antimorphine,** a resistance substance conferring immunity to the action of morphine poison, obtained by L. Hirschlaff from animals treated with increasing doses of morphine. **s., antiscarlatinal.** See *s., v. Leyden's,* and *s., Moser's.* **s., antistaphylococcic, s., antistaphylococcous,** a serum produced in the goat by Proscher that will immunize rabbits against from 5 to 7 times the lethal dose of culture of staphylococcus when used in doses of 1–5 Cc. **s., antistreptococcic, s., antistreptococcous.** 1. A specific serum obtained by Piorkowski against the streptococcus, which causes the disease called *pferdedruse,* a contagious catarrhal affection of the nasal and pharyngeal membranes of horses. The serum has protective and curative properties. It agglutinates the specific streptococcus of angina but slightly or not at all, and other pathogenic species in dilutions of less than 1.25. Piorkowski concludes that there are specific races of streptococci, and that success in the use of an antistreptococcous serum will be obtained only when an antiserum for the specific organism found in the particular group of cases is used. 2. See *s., Moser's.* **s., antitoxic,** that which acts upon the bacterial toxins and is not bactericidal **s., antityphoid,** a sterilized culture of typhoid bacilli used by vaccination as a prophylaxis against typhoid. Cf. *Jez's antityphoid extract.* **s., antivenomous,** see *antivenin.* **s., bactericidal,** that which destroys bacteria but has no effect upon toxins **s. bacteriolytic,** one which contains a lysin capable of destroying certain bacteria. **s., Bardel's,** sodium chloride, 1 Gm., phenol, 0.5 Gm ; sodium phosphate, 3 Gm.; sodium sulphate, 2 Gm.; water, to 100 Cc. **s., Behring's, s. of Behring-Roux,** see *s., antidiphtheric* **s., bichlorureted,** of Chéron, mercury bichloride, 0.5 cg., sodium chloride, 2 Gm ; distilled water, 200 Cc.; crystallized phenol added when the serum is quite cold, 2 Gm. Dose 300 gr. (20 Gm.) injected into the gluteal region every eight days for syphilis. **s., Calmette's,** see *antivenin* **s., cancer.** 1 Cancer-juice 2. See *cancroin.* **s., Cantani's,** sodium chloride, 4 Gm., sodium carbonate, 3 Gm.; water, 1000 Cc. **s.-casein,** Panum's name for paraglobulin. **s., cerebrospinal,** cerebrospinal fluid. **s., Chéron's,** phenol, 1 Cc.; sodium chloride, 2 Gm.; sodium phosphate, 4 Gm.; sodium sulphate, 8 Gm.; boiled distilled water, 100 Cc. **s., clumping,** a serum capable of producing agglutination of bacteria. **s., Crocq's,** sodium phosphate, 2 Gm ; distilled water, 100 Cc **s.-disease,** name given to various symptoms which appear some days after the injection of a serum; urticaria, fever. Swollen glands, edema, albuminuria, and arthralgia may thus be present. **s.-diagnosis,** see *serodiagnosis* **s., Flexner's,** serum used in the treatment of diplococcic cerebrospinal meningitis **s., globulicidal,** a hemolytic serum. **s.-globulin,** see *paraglobulin.* **s., Haffkine's,** a sterilized culture of cholera bacilli for conferring immunity against cholera. See *Haffkine's method* under *immunization.* **s., Haffkine's prophylactic,** a serum obtained by heating a virulent culture of plague bacilli to 70° C. It is used as a prophylactic against cholera. **s., Hayem's.** 1. Sodium chloride, 5 Gm.; sodium sulphate, 10 Gm.; sterilized water, 1 liter. 2. Sodium chloride, 7.5 Gm.; sterilized water, 1000 Cc. Syn., *physiological serum.* **s., hemolytic,** any blood-serum which produces hemolysis. **s., heterologous,** a serum obtained from an animal of another species. **s. of Hoffmann,** see *s., antiepitheliomatous.* **s., homologous,** a serum derived from an animal of the same species. **s., Huchard's,** sodium phosphate, 10 Gm.; sodium chloride, 5 Gm.; sodium sulphate, 2.5 Gm.; distilled water, to 100 Cc. **s., Huchard's concentrated,** sodium chloride, 5 Gm., sodium phosphate, 10 Gm., sodium sulphate, 2.5 Gm.; phenol, 1.5 Gm.; water, 100 Cc. **s., immune,** the serum of an immunized animal, containing a specific antibody. **s., inactivated,** see *inactivate.* **s., jequiritol,** an antitoxin prepared on the principle of Beyring's method, which has the power of rapidly and surely paralyzing the effects of jequiritol in the human system when applied locally in the conjunctival sac and when injected subcutaneously. **s., Kronecker and Lichtenstein's,** sodium chloride from 6 to 7.5 Gm.; sodium carbonate, 0.1 Gm.; water, 1000 Cc. **s. lactis,** whey. **s., Latta's,** sodium chloride, from 3 to 5 Gm.; sodium carbonate, 1.7 Gm.; water, 3400 Cc. **s., Leclerc's** (very strong), sodium chloride, 4 Gm.; sodium phosphate, sodium sulphate, of each, 0.5 Gm.; boiled distilled water, 100 Cc. **s., leukotoxic,** one which destroys the leukocytes. **s., v. Leyden's,** blood-serum taken from convalescent scarlatina patients. Cf. *s., Moser's.* **s., luetic,** emulsion of liver or kidney of a syphilitic fetus, cleared by filtration. **s.-lutein,** the pigment contained in the serum from the blood of most animals. **S., Luton's,** crystallized sodium phosphate, 5 Gm.; sodium sulphate, 10 Gm.; boiled distilled water, 100 Cc. **s., Maragliano's,** an antituberculous serum obtained from an ass or horse treated with repeated injections of tuberculous toxin. **s., Marmorek's,** a polyvalent serum obtained by the inoculation of animals with streptococci of various origin. **s., Mathieu's,** sodium sulphate, 6 Gm.; sodium phosphate, 4 Gm.; sodium chloride, 1 Gm.; glycerol, 20 Gm.; distilled water, to 100 Cc. **s., meningococcic,** serum used in the treatment of diplococcic cerebrospinal meningitis. **s., Moser's** (Paul), an antistreptococcus serum obtained by simultaneous inoculation of horses with several varieties of streptococci taken from the blood of scarlatina patients. **s., neurotoxic,** one which acts directly upon the nerve-tissues. **s., normal,** that of which 0.1 Cc. neutralizes 10 times the minimal lethal dose of a specific bacterial poison. **s., Paquin's,** an antitoxic serum of tuberculosis produced by successive inoculation of horses. It is injected in daily doses of from 10 to 150 drops. **s., Parascandolo's,** an immunizing serum produced by inoculation of animals with mixed cultures of streptococci and staphylococci. **s., physiological, s., pooled,** mixed serum from different individuals. **s., pneumococcic** serum used in the treatment of pneumonia. See *s., Hayem's (2.)* **s.s, polyvalent,** serums derived from animals infected by a number of different streptococci. **s., protective,** any immunizing serum. Cf. *s., Haffkine's.* **s., Renzi's,** iodine, 1 Gm.; potassium iodide, 3 Gm.; sodium chloride, 6 Gm.; water, 1000 Cc. **s., Richet and Héricourt's.** See *s., anticancerous.* **s., Roussel's,** sodium phosphate, 50 Gm.; water, 1000 Cc. **s., Roux's.** See *s., antidiphtheric.* **s., Sapellier's,** sodium chloride, 60 Gm.; potassium

chloride, 5 Gm.; sodium carbonate, 31 Gm.; sodium phosphate, 4.5 Gm., potassium sulphate, 3.5 Gm.; boiled water 100 Cc. **s., Schiess's,** sodium chloride, 75 Gm., sodium bicarbonate, 50 Gm.; water, 1000 Cc. **s., Schwartz's,** sodium chloride, 6 Gm.; solution of caustic soda, 2 drops; water, 1000 Gm. **s., Sclavo's,** a bactericidal serum used to produce passive immunization in anthrax. **s., seraphthin,** a proprietary prophylactic against foot-and-mouth disease. **s.-sickness,** see *s.-disease.* **s. specific** See *s., immune* **s., streptococcic** serum used in the treatment of streptococcic septicemia and pyemia. **s. sublimatum,** one part of corrosive sublimate to from 50 to 100 parts of serum. It is used subcutaneously as an antiseptic and for impregnating bandages. **s., Syndmann's,** sodium chloride, 6 Gm.; sodium bicarbonate, 1 Gm.; water, 1000 Cc. **s.-therapy.** See *serotherapy* **s.-thyroid,** serum used in the treatment of exophthalmic goiter. **s. of Tizzoni and Cattani,** obtained by evaporating in a vacuum the serum of an immunized horse. Each gram of the powdered residue corresponds to 10 Cc. of the serum. **s., Trunecek's,** for the treatment of symptoms caused by arteriosclerosis; sodium chloride, 4.92 Gm.; sodium sulphate, 0.44 Gm., sodium carbonate, 0.21 Gm.; potassium sulphate, 0.4 Gm ; sodium phosphate, 0.15 Gm. This is given in hypodermatic injections of 1 Cc every 3 or 4 days, increasing to 5 to 7 Cc , or in rectal injections of 35 Cc. **s.-unit.** See *unit.* **s., Vandervelde's.** 1. Sodium glycerophosphate, sodium chloride, of each, 3 Gm.; water, 1000 Cc. 2. Sodium chloride, potassium chloride, of each, 3 Gm.; sodium carbonate, 2.5 Gm.; sodium phosphate, 3 Gm.; potassium sulphate, 2 Gm.; water, to 100 Cc. **s. of Villiers and Wlaeff.** See *s., antiepitheliomatous* **s. of Wlaeff.** See *s., antiepitheliomatous.* **s., Yersin's,** serum of a horse immunized by intravenous injection of a virulent culture of the plague bacillus.

serumal (*se'-roo-mal*). Relating to or derived from serum. **s. calculus,** a calculus formed about the teeth by exudation from diseased gums.

serumuria (*se-rum-ū'-re-ah*). Same as *albuminuria.*

Servetus's circulation (*ser-ve'-tus*) [Michael *Servetus,* Spanish physician, 1509–1553]. The pulmonary circulation.

servol (*ser'-vol*). An alcohol soap solution containing 12% of formaldehyde; it is used as a disinfectant.

sesame (*ses'-am-e*). See *sesamum.*

sesamoid (*ses'-am-oid*) [*sesame;* εἶδος, like]. Resembling a sesame-seed. **s. bone,** a small bone developed in a tendon subjected to much pressure **s. cartilage,** small cartilages in the alæ of the nose.

sesamoiditis (*ses-am-oi-dī'-tis*) [*sesamoid;* ιτις, inflammation]. Inflammatory disease of the sesamoid bones of the fetlock of the horse.

sesamum (*ses'-am-um*) [σήσαμον, sesame]. A genus of plants of the order *Pedalineæ. S. indicum* and *S. orientale* yield a bland, sweetish oil. **s., oil of** (*oleum sesami*), sesame oil, employed like olive-oil. Syn., *benne oil; teel oil.*

sesqui- (*ses-kwe-*) [L.]. A prefix denoting one and one-half.

sesquibasic (*ses-kwe-ba'-sik*) [*sesqui,* one-half more; *basic*]. Applied to salts formed from a tribasic acid by the replacement of three atoms of hydrogen by two of a basic element or radical

sesquichloride (*ses-kwe-klor'-īd*). A compound of chlorine and another element containing three parts of chlorine to two of the other element.

sesquih. Abbr. of *sesquihora,* an hour and a half.

sesquioxide (*ses-kwe-oks'-īd*) [*sesqui-;* ὀξύς, acid]. A compound of three parts of oxygen to two of another element.

sesquisalt (*ses'-kwe-sawlt*) [*sesqui-; salt*). A salt containing one and one-half times as much of the acid as of the radical or base.

sesquisulphide (*ses-kwe-sul'-fīd*). A compound of sulphur and another element containing there parts of sulphur to two of the other element.

sessile (*ses'-il*) [*sessilis,* from *sedere,* to sit]. Attached by a broad base; not pedunculated, as a *sessile* tumor.

sesunc. Abbr. of *sesuncia,* an ounce and a half.

set [M.E., *setten*]. 1. To reduce the displacement in a fracture and apply suitable bandages. 2. To harden; to solidify—as a cement or amalgam.

seta (*se'-tah*) [*seta,* a bristle; *pl., setæ*]. A stiff, stout, bristle-like appendage; a chæta, vibrissa.

setaceous (*se-ta'-se-us*) [*seta,* a hair, a bristle]. Bristly, bristling, bristle-shaped

setaria (*se-ta'-re-ah*) [*seta,* a bristle] A genus of grasses including millet, *S. italica.*

setarin (*se-ta'-rin*). A toxic glucoside isolated by E. F. Ladd, 1899, from millet. *Setaria italica.*

Setchenow's inhibitory center (*setsh'-en-of*). See *Setschenow.*

setiform (*se'-tif-orm*) [*seta,* a bristle, *forma,* form]. Bristle-like in shape.

setigerous, or setiferous (*se-tij'-er-us, se-tif'-er-us*) [*seta,* bristle; *gerere* or *ferre,* to bear] Bearing bristles or stiff hairs.

seton (*se'-ton*) [*seta,* a bristle]. 1. A thread or skein of threads drawn through a fold of the skin, so as to produce a fistulous tract; it is used as a counterirritant. 2. The tract thus produced.

setose (*se'-tōs*). Beset with bristle-like appendages.

Setschenow's inhibitory center (*setch'-en-of*) [Ivan *Setschenow,* Russian physician]. A cerebral center for the inhibition of reflex movements, situated in the corpora quadrigemina and the medulla oblongata.

setula (*set'-ū-lah*) [dim. of *seta,* a bristle: *pl., setulæ*]. A diminutive bristle.

sevadilla, see *cebadilla.*

seven-day fever. Relapsing fever.

seventh nerve. The facial nerve. See *nerves.* **s. sense,** static sense or visceral sense.

Sever's disease (*se'-ver*) [James W. *Sever,* American orthopedic surgeon]. Epiphysitis of the os calcis.

sevetol (*sev'-et-ol*). Trade name of a preparation of predigested animal and vegetable fats.

seviparous (*se-vip'-ar-us*) [*sevum; parere,* to produce]. Sebiferous; fat producing.

sevum (*se'-vum*) [L.]. Suet. **s. præparatum,** the prepared suet of the U. S. P.

sewage (*sū'-aj*). The heterogeneous substances constituting the excreta and waste matter of domestic economy and the contents of drains. It consists mainly of putrescent animal and vegetable tissues, fecal matter, and urine—the latter in a state of ammoniacal fermentation—mixed with water or dissolved in it. **s.-farming,** use of sewage as a manure.

sewer (*sū'-er*). A canal for the removal of sewage. **s.-air throat,** acute tonsillitis. **s. -gas,** the mixture of air, vapors, and gases, which emanates from sewers. It varies greatly in respect

to its pathogenic qualities. **s.-g. pneumonia.** See *pneumonia.*

sewerage (*sū-er-aj*). 1. The collection and removal of sewage. 2. The system of pipes, etc., for the removal of sewage.

sewing spasm (*so'ing*). See *seamstress's cramp.*

sex- (*seks*) [L.]. A prefix, meaning six.

sex (*seks*) [*sexus*, also *secus*, sex]. The state or condition of being either male or female. **s.-limited,** occurring in one sex only.

sex cords (*seks kordz*) [*sexus*, sex; *chorda*, string]. Uriniferous tubules of large round epithelical cells, which grow from the wolffian ridge in an embryo.

sexidigital sexidigitate (*seks-e-dij'-it-al, seks-e-dij'-it-āt*) [*sex*, six; *digitus*, a finger]. Having six fingers or six toes.

sexivalent (*seks-iv-a'-lent*) [*sex*, six; *valere*, to be worth]. Having an atomicity of six as compared with that of hydrogen.

sexo-æsthetic inversion (*sek'-so-es-thet'-ik*). Transvestism, or eonism.

sexology (*seks-ol'-o-je*). The science or study of sex and sex relations

sextan (*seks'-tan*) [*sex*, six]. Occurring every sixth day, as a *sextan* fever

sextigravida (*seks-te-grav'-id-ah*) [*sextus*, sixth; *gravida*, pregnant]. A sixth pregnancy.

sextipara (*seks-tip'-ar-ah*) [*sextus*, sixth, *parere*, to produce]. A woman in labor for the sixth time.

sextonol (*seks'-to-nol*). Trade name of a mixture of the glycerophosphates of calcium, iron, manganese, quinine, sodium, and strychnine.

sextuplet (*seks-tū'-plet*) [*sex*, six]. One of the six offspring of a single gestation.

sexual (*seks'-ū-al*) [*sexus*, sex]. Pertaining to or characteristic of sex, as the *sexual* organs. **s. bondage** the dependence of one person upon another of the opposite sex that is abnormal but not perverse. **s. diseases,** diseases of the sexual organs. **s. intercourse,** copulation. **s. inversion,** a variety of sexual perversion in which there is an abnormal liking for a person of the same, instead of for one of the opposite sex. **s. involution,** the menopause. **s. metamorphosis,** a variety of sexual perversion in which the individual has the tastes and feelings and assumes the dress and habits of the opposite sex **s. selection.** See *evolution.*

sexuality (*seks-ū-al'-it-e*) [*sexus*, sex]. The collective differences which in an individual make one male or female.

sexually (*seks'-ū-al-e*) [*sexus*, sex]. In a sexual way.

sexvalent (*seks-va'-lent*). Sexivalent.

S. G. O. Abbr. for Surgeon-General's Office.

shackle (*shak-l*) [ME., *schakkyl*, shackle]. Something that hinders or confines. **s.-joint,** a variety of articulation formed by passing a bony ring of one part through a perforation of another part. It is seen in the exoskeleton of some fishes. **s.-vein,** a vein of the horse, probably the median antebrachial, from which blood was formerly abstracted.

shaddock (*shad'-ok*) [Captain *Shaddock*, who introduced the tree into the West Indies from Java in the early part of the 18*th.* century]. The fruit of *Citrus decumana*, grape fruit.

shadow (*shad'-o*) [ME., *schadowe*, shadow]. A phantom cell, or skeletonized blood-cell, formed by the removal of the hemoglobin from a red corpuscle. **s.-test.** See *retinoscopy.*

shadowgram. See *skiagram.*

shadowgraph (*shad'-o-graf*). See *skiagraph.*

shaft. The trunk of any columnar mass, especially the diaphysis of a long bone.

shakes (*shāks*). See *ague.*

shaking (*sha'-king*) [ME., *shaken*, to shake]. A passive Swedish movement used in the treatment of nervous affections. **s. cure,** the treatment of disease by a shaking or vibratory movement, advocated by Charcot in paralysis agitans, by means of a vibrating arm-chair. **s. palsy.** See *paralysis agitans.*

shampoo (*sham-poo'*) [Hind., *tshanpna*, shampoo]. 1. Synonym of *massage.* 2. To lather, rub, or wash the head.

shampooing (*sham-poo'-ing*). The performance of massage with the application of a liniment or other medicinal substance, and also in connection with the Turkish bath.

shank (ME., *shanke*, the chief bone of the leg). The leg from the knee to the ankle; the tibia.

share-bone. The os pubis.

Sharpey's intercrossing fibers (*shar'-pe*) [William *Sharpey*, English anatomist, 1802–1880]. The collagenous fibers forming the lamellæ which constitute the walls of the Haversian canals in bone; same as osteogenic fibers. **S.'s perforating fibers,** calcified white or elastic fibers which connect the lamellæ in the walls of the Haversian canals.

shaven-beard appearance. A peculiar appearance of the agminated glands of the intestine in typhoid fever, resembling that of a recently shaven beard.

shawl-muscle, the trapezius.

shears (*shērz*) [ME., *sheres*, shears]. A large pair of scissors. **s., bandage,** strong shears for cutting bandages, usually bent at an angle.

sheath (*shēth*) An envelope; a covering. In anatomy, applied to the coverings of arteries, muscles, nerves, fascia, etc. **s., arachnoidean,** a delicate partition lying between the pial sheath and the dural sheath of the optic nerve. **s., axis-cylinder.** See *Huxley's layer.* **s., capillary,** or **s., circumvascular,** a wide lymphatic tube surrounding some of the smallest blood-vessels **s. cellular.** See *epineurium.* **s., cortical,** the bast-bundles. **s., crural,** the femoral sheath, see under *femoral.* **s., dentinal,** the structure lining the dentinal canals **s., dural,** a strong fibrous membrane forming the external investment of the optic nerve; see *dura.* **s., femoral.** See *femoral.* **s., fibril,** a sheath formed by connective-tissue fibrils and surrounding individual nerve-fibers. **s. of Henle.** 1. An attenuated extension of the perineurium investing the fibers composing funiculi of a nerve-trunk; it consists of a delicate fibrous envelope lined with endothelial plates, which in some cases alone represent the entire sheath. 2. The cellular layer forming the outer portion of the inner root-sheath of the hair. **s., Huxley's.** See *Huxley's layer.* **s., lamellar.** See *perineurium* **s. of Mauthner,** a protoplasmic investing membrane beneath the neurilemma and the nodes of Ranvier, passing inward to separate the myelin from the axis-cylinder. **s., medullary,** the myelin-sheath surrounding the axis-cylinder. **s., myelin,** *medullary sheath* and *neurilemma.* **s., nerve.** See *perineurium.* **s., Neumann's.** See *s., dentinal.* **s., neural.** See *s., medullary.* **s., perivascular.** See *s., capillary.* **s. of the optic nerve.** See *s., dural.* **s., pial,** the extension of the pia which closely invests the surface of the optic nerve. See *pia.* **s., primitive.** See *neurilemma.* **s. of rectus,** that formed by

the aponeurosis of the external and internal oblique muscles and the transversalis **s., root.** See *root sheath* **s of Schwann.** See *neurilemma* **s, Schwalbe's,** the delicate sheath which covers elastic fibers **s, synovial,** a synovial membrane which lines the cavity attached to a bone and through which a tendon glides **s, tangential,** the fibro cellular sheath surrounding the carotids

shed To throw off

shedding (*shed'-ing*) Throwing off **s. teeth,** the teeth of the first dentition, the term is also applied to the loss of the first or temporary set of teeth

sheep-pox A contagious pustular disease of sheep similar to cow-pox

sheet (*shet*) A large piece of linen or cotton used as bed-clothing **s -bath.** See *bath* **s, draw,** a sheet so folded as to be placed, or removed, from beneath the patient with the least inconvenience

Sheldon's method of hemostasis in disarticulation of the hip-joint Consists in a preliminary disarticulation of the head of the femur, followed by the introduction of the artery forceps into the wound behind the femur and clamping of the femoral vessels

shellac (*shel'-ak*) See *lac* **s cement,** see *cement*

shells (*shelz*) [ME, schelle shell] Tinted spectacles for protection of the eyes Coquilles

shell shock See under *shock*

Shenton's arch or line (*shen'-tun*) A curved line formed by the top of the obturator foramen and the internal aspect of the neck of the femur, this curve is interfered with in many lesions of the hip joint

Shepherd's fracture A fracture of the outer portion of the astragalus

Sherrington's law [Charles Scott *Sherrington* English physiologist, 1859–] The peripheral branches of the spinal nerve roots—anterior and posterior—form anastomoses in such a manner as to supply any given region of the integument with the branches of three roots—a middle one and the ones next above and below **S 's solution,** *for use with the hemocytometer* methylene blue, 0 1 Gm, sodium chloride, 1 2 Gm, neutral potassium oxalate 1 2 Gm, distilled water 300 Cc

sherry wine (*sher'-e*) See *vinum xericum*

shield (*sheld*) [ME *sheeld*] 1 A protective structure or apparatus 2 In biology a protective plate scute lorica or carapace **s, antithermic,** a protective covering of the cautery to prevent destruction of the tissues about the field of operation **s bone,** the scapula **s, nipple-,** a protective covering for sore nipples **s -shaped,** shaped like a buckler or shield **s, Sims',** an instrument used in the application of wire sutures

Shiga's bacillus (*she'-ga*) [K *Shiga,* Japanese bacteriologist] The *bacillus dysenteriæ,* also called the *Shiga Krause bacillus*

shikimi, shikimia See *sskimin*

shima-mushi (*shi mah mush' e*) [Jap] A Japanese febrile disease supposed to be due to the bite of an insect

shimu-mushi See *shima-mushi*

shin [AS, *scina*] The sharp anterior margin of the tibia **s -bone,** the tibia

shingles (*shing'-gls*) Herpes zoster

ship-fever. Typhus fever

shirt-stud abscess See *abscess*

shiver (*shiv' er*) [ME, *chiveren,* to shiver] A slight tremor or shaking of the body due to cold, etc

shock [Fr, *shoc*] 1 A sudden grave depression of the system produced by operations, accidents, or strong emotion It is due to a profound influence on the nervous system If not fatal, it is followed by a stage of reaction 2 The agent causing a general or local depression, as an *electric shock* **s, deferred,** that curious condition in which the manifestations of shock, due not to severe bodily injury but to purely mental causes develop after the lapse of some time from the occurrence This variety of shock may be even more profound than that produced by bodily injury **s, discharging,** a shock produced by a discharge of electricity **s, electric,** the physiological effect produced upon an organism by the opening or closing of an electric circuit in which it is included **s, epigastric,** the result of a blow upon the epigastrium **s, erethismic,** a form of shock attended with symptoms of excitement **s, fetal,** the sensation produced by movements of the fetus in utero **s railway,** the mental impression produced by a railway accident **s secondary,** or **insidious,** a second attack occurring after the first **s, sexual,** shock caused by rape or coitus **s, shell,** shock (1) occurring in soldiers in action and characterized by excessive fear and other profound disturbances **s, torpid,** shock in which marked depression is a prominent symptom **s, traumatic,** shock due to traumatism

shoddy fever A diseased condition caused by the inhalation of the dust in shoddy factories, it is characterized by feverishness headache, nausea dryness of the mouth, dyspnea, cough, and expectoration

shoemaker's spasm An occupation neurosis, analogous to writer s cramp occurring in shoemakers

short circuit One in which an electric current encounters an abnormally small resistance **s.-circuiting,** a modification of Nélaton s operation for intestinal obstruction consisting either in lateral approximation and union or lateral implantation **s -sight, s-sightedness,** myopia **s.-windedness,** dyspnea

shot-gun prescription, one with many ingredients, written with the expectation that some one may prove curative **s -gun quarantine,** the extemporized and unauthorized establishment of a cordon against a place suspected of being the seat of an epidemic of a communicable disease **s.-silk.** See *retina*

shoulder (*shōl der*) [AS *sculder*] The region where the arm joins the trunk, formed by the meeting of the clavicle and the scapula and the overlying soft parts **s -blade,** the scapula **s -girdle** See *girdle, shoulder-* **s, noisy,** of R H Sayre a grating of the muscles over the scapula on moving the shoulder up and down, believed to be due to a snapping tendon between or a bursa beneath the scapula **s, slipped, s, splayed,** a dislocated shoulder **s -wrench,** a sprain or dislocation of the shoulder

show (*shō*) 1 A bloody discharge from the birth-canal prior to labor 2 The first appearance of a menstrual flow

shower (*shour*) [ME, *shour,* shower] A light fall of rain **s -bath,** see *bath* **s -bath, electric,** see *bath, electric* **s, uric acid,** a temporary increase in the amount of the uric acid in the urine, it occurs in gouty patients

Shrapnell's membrane (*shrap'-nel*) [Henry Jones *Shrapnell*, English anatomist]. A small portion of the drum-membrane filling the notch of Rivinus.

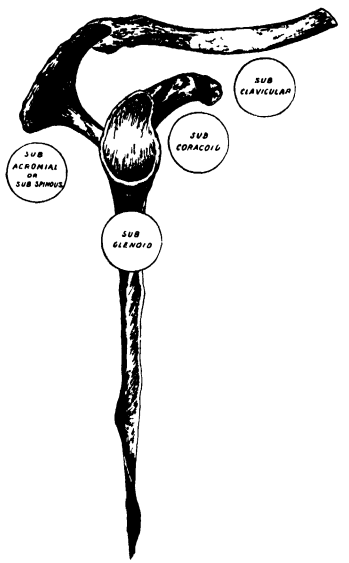

COMMON DISLOCATIONS OF THE SHOULDER. (*Thomson and Miles.*)

shreds. Patches of filmy material passed with the fecal discharges in some cases of enteritis and diarrhea. They may be composed of false membrane, or actual sloughs from the intestinal mucosa, or of flakes of hardened mucus.

shrivel (*shriv'-l*). To shrink in bulk and become wrinkled.

shucks. A strong tea of corn-shucks, used as a remedy for chronic malaria in the southern United States.

shudder (*shud'-er*). A convulsive but momentary tremor, caused usually by fright, disgust, or nervous shock.

shunt. In electricity, a conductor of low resistance, joining two points in an electric current, and completing a path through which the current will pass.

shuttle-bone. The scaphoid bone.

Si. The chemical symbol of *silicon*.

siagantritis (*si-ag-an-tri'-tis*). See *siagonantritis*.

siagon (*si'-ag-on*) [σιαγών, jaw-bone]. In biology, the mandible of a crustacean.

siagonagra (*si-ag-on-a'-grah*) [σιαγών, jaw-bone; ἄγρα, seizure]. Gouty pain in the maxilla.

siagonantritis (*si-ag-on-an-tri'-tis*) [σιαγών, the jaw-bone; ἄντρον, autrum]. Inflammation within the antrum of Highmore.

sialaden (*si-al'-ad-en*) [σίαλον, saliva; ἀδήν, a gland]. A salivary gland.

sialadenitis (*si-al-ad-en-i'-tis*) [σίαλον, saliva; ἀδήν, gland; ιτις, inflammation]. Inflammation of a salivary gland.

sialadenoncus (*si-al-ad-en-ong'-kus*) [σίαλον, saliva; ἀδήν, gland; ὄγκος, a tumor]. A tumor of a salivary gland.

sialagogue, sialagog (*si-al'-a-gog*). See *sialogogue*

sialaporia (*si-al-ap-o'-re-ah*) [σίαλον, spittle]. Deficiency in the amount of saliva.

sialemesis (*si-al-em-e'-sis*) [σίαλον, spittle; *emesis*]. The hysterical vomiting of saliva.

sialic, sialine (*si-al'-ik, si'-al-ĕn*) [*sialon*]. Having the nature of saliva.

sialism, sialismus (*si'-al-izm, si-al-iz'-mus*). See *ptyalism*.

sialoadenitis (*si-al-o-ad-en-i-tis*). Sialadenitis.

sialoaerophagy (*si-al-o-a-e-rof'-a-je*) [σίαλον, saliva; ἀήρ, air; φάγειν, to eat]. The habit of constantly swallowing and thus taking saliva and air into the stomach.

sialoangitis (*si-al-o-an-ji'-tis*) [σίαλον, saliva; ἀγγεῖον, vessel]. Inflammation of a salivary duct.

sialodochitis (*si-al-o-do-ki'-tis*) [σίαλον, spittle; δοχεῖον, receptacle; ιτις, inflammation]. Inflammation of the salivary ducts. **s. fibrinosa,** inflammation of a salivary duct obstructed by a fibrinous exudate.

sialodochium (*si-al-o-do'-ke-um*) [σίαλον, saliva; δοχεῖον, receptacle]. A salivary duct.

sialoductitis (*si-al-o-duk-ti'-tis*). Inflammation of Stenson's duct.

sialogenous (*si-al-oj'-en-us*) [σίαλον, spittle; γενν̃ᾶν, to produce]. Generating saliva.

sialogogic (*si-al-o-goj'-ik*) [σίαλον, spittle; ἀγωγός, leading]. 1. A sialogogue. 2. Promoting a flow of saliva.

sialogogue, sialogog (*si-al'-o-gog*) [σίαλον, spittle; ἀγωγός, leading]. 1. Producing a flow of saliva. 2. A drug producing a flow of saliva.

sialoid (*si'-al-oid*) [σίαλον, spittle; εἶδος, like]. Pertaining to, or like saliva.

sialolith (*si'-al-o-lith*) [σίαλον, spittle; λίθος, stone]. A salivary calculus.

sialolithiasis (*si-al-o-lith-i'-as-is*) [σίαλον, spittle; λίθος, stone]. The presence of salivary calculi.

sialon (*si'-al-on*). Saliva.

sialoncus (*si-al-ong'-kus*) [σίαλον, spittle; ὄγκος, a tumor]. A tumor under the tongue, arising from the obstruction of the duct of a salivary gland by calculus or other cause.

sialorrhea, sialorrhœa (*si-al-or-e'-ah*) [*sialon; ῥοία*, a flow]. Salivation. **s., pancreatic,** a flow of pancreatic juice.

sialoschesis (*si-al-os'-kes-is*) [σίαλον, spittle; σχέσις, holding]. Suppression of the secretion of saliva.

sialosemeiology (*si-al-o-se-mi-ol'-o-je*) [*sialon; semeiology*]. Diagnosis based upon examination of the saliva.

sialostenosis (*si-al-o-ste-no'-sis*) [σίαλον, spittle; στένος, narrow]. Occlusion of a salivary duct.

sialosyrinx (*si-al-o-si'-ringks*) [σίαλον, saliva; σῦριγξ, tube]. 1. A salivary fistula. 2. A syringe for washing out the salivary ducts. 3. A drainage-tube for the salivary ducts.

sialozemia (*si-al-o-ze'-me-ah*) [σίαλον, spittle; ζημία, loss]. Loss of saliva; salivation.

sib(s). See *sibling*.

sibbens (*sib'-enz*) [Gael., *subhan*, raspberries]. A disease formerly endemic in the Scotch highlands, and by some identified with syphilis, by others with yaws.

sibilant (*sib'-il-ant*) [*sibilare*, to hiss]. Hissing or whistling, as a *sibilant* rale.

sibilation (*sib-il-a'-shun*) [*sibilare*, to hiss]. Pronunciation in which the *s* sound predominates.

sibilismus (*sib-il-iz'-mus*) [*sibilare*, to hiss]. 1. A hissing sound. 2. A sibilant rale. **s. aurium,** tinnitus aurium.

sibilus (*sib'-il-us*) [*sibilare*, to hiss]. A sibilant rale.

sibling (*sĭb'-lĭng*) [Anglo Saxon, *sib*, related to; *-ling*, diminutive] A brother or sister having the same father and mother

sibred (*sĭb'-red*) The relationship existing between siblings, *q v*

Sibson's aortic vestibule (*sĭb'-sun*) [Francis *Sibson*, English physician, 1814–1876] The chamber formed by the left ventricle just below the aortic orifice for the reception of the semilunar valves during diastole **S 's groove**, a furrow formed in some individuals by a prominence of the lower border of the pectoralis major **S.'s notch**, the inward curve of the upper left border of precordial dulness in acute pericardial effusion

siccant, siccative (*sĭk -ant, sĭk'-at ĭv*) [*siccare*, to dry] 1 Drying, tending to make dry 2 A drying agent or medicine

sicchasia (*sĭk-a'-ze-ah*) [σιχαίνειν, to feel disgust] 1 Morbid loathing of food 2 Nausea 3 Nausea of pregnancy

sicco (*sĭk'-o*) Dried hematogen (*q v*), a black-brown, tasteless powder, soluble in water, indicated in anemia, chlorosis, etc Dose 75–105 gr (5–7 Gm) daily, children 4 gr (0 25 Gm)

siccolabile (*sĭk-o-lab'-il*) [*siccus*, dry, *labile*] Liable to be altered or destroyed by drying

siccostabile (*sĭk o sta'-bil*) [*siccus*, dry, *stabile*] Not altered by drying

siccus (*sĭk'-us*) [L] Dry

sick (*sĭk*) [ME , *sĭk* sick] 1 Ill, not well 2 Nauseated or "sick at the stomach " 3 Menstruating **s time**, popularly used for the period of menstruation **s -headache**, headache with anorexia, nausea, vomiting etc , migraine **s -list**, a list of persons especially in military or naval service, who are disabled by sickness **s.-report**, a sick-list **s. room**, a room occupied by one who is sick **s.-stomach**, synonym of *nausea* and of *milk sickness*

Sickingia (*sĭk ĭn' je-ah*) [Count v *Sickingen*, of Vienna] A genus of rubiaceous plants *S rubra* casca de ararıba, is a species found in Brazil and Japan, furnishes ararıba bark, used in intermittent fever It contains the alkaloid *aribine* and a red coloring-matter *S. virıdiflora*, casca de ararıba branca, of Brazil, furnishes a bark used in malaria

sickle-germs (*sĭk' l jermz*) A falciform stage in the development of *Coccidia*

sickliness (*sĭk'-le nes*) [ME , *sĭk* sick] Predisposition to easily contract disease, insalubrity of climate

sickly (*sĭk' le*) [ME , *sĭk*, sick] Predisposed to disease Unhealthy

sickness (*sĭk' nes*) [*sick*] 1 The state of being unwell 2 Nausea 3 Menstruation **s , African horse-**. See *edemamycosis* **s., African sleeping-** See *African lethargy* **s., bleeding**, hemophilia **s , Ceylon**, beriberi **s , country**, nostalgia **s., creeping**, chronic ergotism. **s., falling**, epilepsy **s , green**, chlorosis **s., jumping**, a form of choromania See *jumpers* **s , leaguer**, typhus **s., milk**, a form of poisoning due to the ingestion of diseased milk or meat **s., miners'**. See ankylostomiasis. **s., monthly**, the menstrual epoch **s., mountain-**, a sensation of nausea, with impeded respiration and irregular heart s action due to the rarefied air of high altitudes **s , painted**. See *pinta disease* **s., railway**. See *car-sickness* **s., salt**, a condition of starvation due to animals being confined on poor pastures consisting of dry wire grass and other inferior vegetation **s. sea-**. See *sea-sickness*. **s., serum**. See *serum disease* **s., spotted**. See *pinta disease* **s., sweating**. See *sweating-sickness*. **s., theater**, Paul's name for malaise with dyspnea and oppression followed by weak pulse and syncope, usually observed in women who have dined hurriedly and reached a crowded theater in a heated condition; frequently a result of eye-strain See *vertigo, stomachal*.

Sida (*sī'-dah*) [σίδη, a malvaceous plant] A genus of plants of the order *Malvaceæ* *S paniculata*, a species of Peru, is an active vermifuge Its action is believed to be due to the very minute but resisting bristles which cover its leaves. *S rhombifolia*, Queensland hemp, containing a great amount of mucilage, is used in Australia for snake-bite, pulmonary complaints, and in making poultices

side (*sīd*) [ME] A lateral half of the body or of any bilateral organ **s.-bone.** 1 The hip-bone 2 The diseased or disordered condition in horses which causes the lateral cartilages above the heels to ossify 3 An abnormal ossification of the lateral elastic cartilage in a horse s foot **s -chain**, see *receptor* **s -chain theory**, see under *lateral* and under *immunity*

siderant, siderante (*sĭd'-er-ant, sĭd-er-an'-te*) [*siderare* to be blasted or planet struck] Characterized by sudden and abrupt onset as though the result of malign astral influences

sideration (*sĭd-er a'-shun*) [*sideratio*, blight produced by the stars] 1 Apoplexy 2 Gangrene 3 Lightning-stroke 4 Therapeutic application of electric sparks

siderism (*sĭd'-er-izm*) [*siderites*, the lodestone] The curative influences long supposed to be exerted over the body by the lodestone, metallotherapy

siderodromophobia (*sĭd er-o dro-mo-fo'-be-ah*) [σιδήρος, iron, δρόμος way, φόβος, fear] Morbid dread of traveling by railway

siderol (*sĭd'-er-ol*) Trade name of a preparation said to be made of beef essence, iron and phosphorus

siderophilous (*sĭd-er-off' ĭl-us*) [σιδήρος, iron, φιλεῖν, to love] Applied to cells that show a tendency to take up iron, *e g* , the red blood-corpuscles

siderophone (*sĭd'-er-o fōn*) [σίδηρος, iron, φωνή, a sound] An electric appliance for detecting the presence of small splinters of iron

sideroscope (*sĭd er-o-skōp'*) [σίδηρος, iron, σκοπεῖν, to examine] An instrument for the detection of particles of iron or steel in the eyes

siderosis (*sĭd er o'-sĭs*) [σίδηρος, iron] 1 A pigmentation by a deposit of particles of iron, specifically, a chronic interstitial pneumonia caused by the inhalation of particles of iron 2 A recognized type of lung disease (pneumokoniosis) due to the inhalation of metallic dust. Cf *anthracosis, chalicosis, silicosis*. 3 An excess of iron in the system

siderous (*sĭd'-er-us*). Containing iron.

sidonal (*sĭ'-don-al*) See *piperazin quinate* **s., new**, quinic acid anhydride, a white, tasteless powder, soluble in water, used as a uric-acid solvent Dose 75–120 gr (5–8 Gm) daily, given in 4 or more doses

Siebold's operation (*se'-bolt*) [Eduard Caspar Jacob von *Siebold*, German surgeon, 1801–1861]. Hebotomy, *q v*

Siegle's otoscope, S.'s speculum (*se'-gleh*) [Emil *Siegle*, German otologist, 1833–1900]. An

instrument consisting of a glass-covered box with a conical projection and a rubber tube attached laterally. When the conical projection is inserted firmly into the external auditory canal, and the air is compressed or rarefied, the movements of the drum-membrane may be observed. It is also used for the purpose of rendering the articulations of the ossicles mobile.

Siemerling's nucleus (*se'-mer-ling*). The anteroventral nucleus of the anterior group of oculomotor nuclei in the gray matter below the Sylvian aqueduct.

Sieur's sign. "Signe du sou." A clear, metallic sound sometimes heard in cases of pleural effusion on percussing the chest in front with two coins and auscultating behind.

sieve (*siv*). A vessel with a reticulated bottom, used for the separation of pulverized from coarse substances. The gauge of the sieve is usually expressed in the number of meshes per square inch. **s., bone,** the ethmoid bone **s.-cells,** long cells of tubular or prismatic form constituting an essential element in fibro-vascular bundles of the inner bark of exogenous stems. They are peculiar in the possession of circumscribed panels, with fine perforations, which allow of communication between contiguous cells. **s.-disc.** See *s.-plate.* **s. graft.** See *graft.* **s.-hypha,** a hypha in which sieve-plates occur. **s.-plates,** the perforated panels of sieve-cells occurring at the points of contact of sieve-cells. **s.-pores,** the perforation in the panels of sieve-cells. **s.-tissue,** a cellular tissue made up of thin-walled cells which possess areas with sieve-like markings. The tissue is characteristic of the phloem. **s.-tubes.** See *s.-cells* **s.-vessel.** See *s.-cells.*

sig. (*sig*). Abbreviation for *signa,* "label it," or for "*signetur,*" "let it be labeled "

Sigault's, Sigaultian Operation (*se-go, se-go'-shun*) [Jean Réné *Sigault,* French obstetrician]. Symphyseotomy.

sigh (*sī*) [AS., *sican,* to sigh]. A prolonged and deep inspiration followed by a shorter expiration. Syn., *suspirium.*

sighing (*sī'-ing*) [ME., *sighen,* to sigh]. 1. The act of giving forth a sigh. 2. A deep respiration accompanied by sighs. 3. Characterized by sighs

sight (*sīt*) [AS., *siht*]. The act of seeing; the special sense concerned in seeing. **s., day-,** hemeralopia **s., far-, s., long,** hyperopia. **s., night-,** nyctalopia. **s., old,** presbyopia. **s., short-,** myopia. **s., weak,** asthenopia.

sigillation (*sij-il-a'-shun*) [*sigillum,* a seal]. The mark of a cicatrix.

sigma reaction (*sig'-mah*). A flocculation reaction used for the diagnosis of syphilis.

sigmatism (*sig'-mat-izm*) [see *sigmoid*]. 1. Defective utterance of the sound of *s.* 2. The too frequent use of the *s* sound in speech.

sigmoid (*sig'-moid*) [σίγμα, the Greek σ; εἶδος, likeness]. 1. Shaped like the letter S. 2. Pertaining to the sigmoid flexure of the colon, as the *sigmoid* artery, the *sigmoid* mesocolon. **s. catheter,** one shaped like an S, for passing into the female bladder. **s. cavities,** two depressions on the head of the ulna; the *greater* is for articulation with the humerus; the *lesser,* on the outer side of the coronoid process, is for articulation with the radius. **s. flexure,** an S-shaped bend in the colon between the descending portion and the rectum, usually occupying the left iliac fossa. **s. fossa,** an S-shaped groove on the mastoid process. **s. gyrus,** the S-shaped cerebral fold about and behind the cruciate fissure in carnivora. **s. kidney,** the upper pole of one kidney is fused with the lower pole of the other. **s. mesocolon,** the fold of the peritoneum attaching the sigmoid flexure of the colon to the left iliac fossa. **s. notch,** see *notch.* **s. valves,** the cardiac semilunar valves.

sigmoidectomy (*sig-moi-dek'-to-me*) [*sigmoid* (2); ἐκτόμη, excision] Excision of a part of the sigmoid flexure of the colon.

sigmoiditis (*sig-moi-di'-tis*) [*sigmoid;* ῖτις, inflammation]. Inflammation of the sigmoid flexure of the colon.

sigmoido- (*sig-moi-do-*) [*sigmoid*]. A prefix denoting relation to the sigmoid flexure.

sigmoidopexy (*sig-moid'-o-peks-e*) [*sigmoido-;* πῆξις, a fixing]. An operation for prolapse of the rectum by fixation of the sigmoid flexure.

sigmoidoproctostomy (*sig-moid-o-prok-tos'-to-me*) [*sigmoido-; proctostomy*]. Anastomosis of the sigmoid flexure of the colon with the rectum.

sigmoidoscope (*sig-moid'-o-skōp*) [*sigmoido-;* σκοπεῖν, to view]. An appliance for the inspection of the sigmoid flexure; it differs from the proctoscope in its greater length and diameter.

sigmoidoscopy (*sig-moid-os'-ko-pe*) [see *sigmoidoscope*] Visual inspection of the sigmoid flexure with the aid of special instruments.

sigmoidostomy (*sig-moid-os'-to-me*) [*sigmoido-;* στόμα, mouth]. The formation of an artificial anus in the sigmoid flexure of the colon.

sigmoidovesical fistula (*sig-moid'-o-ves'-ik-al*) [*sigmoido-; vesica,* bladder]. A fistula communicating the sigmoid flexure and urinary bladder.

Sigmund's glands (*zēg'-moond*) [K. L. *Sigmund,* Austrian physician, 1810–1883]. The epitrochlear lymph glands; their enlargement in syphilis was believed by Sigmund to be a pathognomonic sign.

sign (*sīn*) [*signum,* a mark]. 1. A mark or evidence, in a restricted sense, a physical sign. 2. A conventional character used in pharmacy or otherwise. **s., accessory,** a non-pathognomnic sign. **s., antecedent,** a sign which precedes an attack of a disease. **s., assident,** same as *sign, accessory.* **s., cling.** See *Gersuny's symptom.* **s., coin.** See *bell sound.* **s., commemorative,** a sign of some previous disease **s., echo,** the involuntary repetition of the last syllable, word, or clause of a sentence **s.-language,** the method of intercommunication employed by deaf-mutes, in which ideas are communicated by means of signs. **s., objective,** one apparent to the observer **s., palmoplantar.** See *Filipovitch's sign.* **s.s., physical,** the symptoms derived from auscultation, percussion, etc. **s., subjective,** one recognized only by the patient. See *signs and abbreviations p.* xiv.

signa (*sig'-nah*) [*sign*]. Mark. In prescription-writing, a term placed before the physician's directions to the patient concerning the medicine prescribed; abbreviated to S. or Sig.

signal (*sig'-nal*) [*signum,* a sign] A sign. **s., Marcel Duprez',** the interruption of an electric current produced by a tuning-fork of 100 vibrations per second.

signaletic (*sig-nal-et'-ik*). Relating to signalization.

signalization, signalment (*sig-nal-i-za'-shun, sig'-nal-ment*). See *Bertillonage* and *identification.*

signatura (*sig-nat-ū'-rah*) [L.]. 1. Signature. 2. A characteristic mark. 3. The directions showing how medicines are to be taken.

signature (*sig'-nat-ūr*) [*sign*] 1 The part of the prescription that is to be placed on the label 2 A distinguishing character **signatures, doctrine of,** a theory that the medicinal uses of plants or other objects can be determined from the signatures or peculiar characters

signaturist (*sig'-nat-ū-rist*). A believer in the doctrine of signatures

Signorelli's sign (*sēn-yor-el'-e*) [Angelo *Signorelli*, Italian physician] Pressure on the glenoid fossa, in front of the mastoid process, causes pain in cases of meningitis

signum (*sig'-num*) [L , *pl* , *signa*] A mark, sign, or indication

siguatera (*sig-wah-te'-rah*) [Sp , "fish poisoning"] 1 The name given by Spanish colonists to a complex of symptoms that resulted from eating poisonous fishes indigenous to certain hot countries 2 Poisoning from the ingestion of fresh food uninfected by bacteria, but in which the toxin is a leukomaine formed by the physiological activity of the tissues

sikimin (*sik'-im-in*) [*sikkim*, a region of the Himalaya] A poisonous principle derived from *Illicium religiosum*

silbamine (*sil'-bam ēn*) Fluoride of silver, used for irrigating the urethra and bladder

silberol (*sil'-ber-ol*) See *silver paraphenolsulphonate*

silex (*si'-leks*) [L] See *silica*

Silex's sign (*si'-leks*) Radial furrows about the mouth, and coincidently in other parts of the face, a pathognomonic sign of congenital syphilis **S 's test for glucose in urine** Add ammonia in excess to a strong solution of silver nitrate, add the urine, and boil In the presence of glucose a metallic silver mirror is deposited at the bottom of the tube Aldehyde and tartaric acid give the same reaction

silica (*sil'-ik-ah*) [*silex* flint] Silicon dioxide, SiO_2 occurring in nature in the form of quartz, flint, and other minerals

silicate (*sil'-ik-āt*) [*silica*] A salt of silicic acid

silicea (*sil-is'-e-ah*) A homeopathic preparation of silica and sugar of milk

silicic acid (*sil is' ik*) [*silica*) H_2SiO_4 A tetrabasic acid forming the silicates See *sodium silicate*

silicide (*sil'-is id*) [*silex*, flint] A combination of silicon with another element

silicious, siliceous (*sil-ish'-us*) [*silex* flint] Having the nature of or containing silicon

silicium (*sil ish'-e-um*) See *silicon*

silicofluoride (*sil-ik-o-flu'-o-rīd*) A compound of silicon and fluorine with some other element

silicol (*sil'-ik ol*) [*silex*, flint] An alcohol from a silicon or silicon carbon radical

silicon (*sil'-ik on*) [*silica*] A nonmetallic element occurring widely distributed in nature as silica, SiO_2, and in the form of silicates Atomic weight 28 3, symbol Si, valence IV It resembles carbon in its chemical behavior **s carbide,** a compound prepared by heating in an electric furnace silica and carbon in the presence of salt Next to the diamond it is the hardest substance known. The pure salt forms colorless, transparent laminæ of diamond-like luster Its specific gravity is 3 22 and its index of hardness 9 5 **s. tetracetate,** $Si(O\,C_2H_3O)_4$, aceto-orthosilicic anhydrid, a substance occurring in prismatic crystals

silicosis (*sil-ik-o'-sis*) [*silica*] A deposit of particles of silica in the tissues specifically, a chronic fibroid condition of the lung or the bronchial lymphatic glands, produced by the inhalation of particles of silica

siliform (*sil'-e-form*) Trade name of a preparation containing silicic acid and formic acid in colloidal solution.

siliqua (*sil-ik'-wah*) [*siliqua*, a husk or pod, pl., *siliquæ*] Same as *silique*, **s olivæ, s. olivæ externa,** the nerve-fibers encircling the olive **s. olivæ interna,** dentoliva

silique (*sil ēk'*) [*siliqua*, a husk or pod] In biology, the slender, two-valved capsule of some *Cruciferæ*

siliquose (*sil'-ik-wōs*) Resembling a silique **s. cataract,** see *cataract*

silk [ME] The simplest and most perfect of the textile fibers It differs from all other fibers in that it is found in nature as a continuous fine thread Silk is the product of the silkworm (*Bombyx mori*), and is simply the fiber that the worm spins around itself for protection when entering the pupa or chrysalis state The silk-fiber consists, to the extent of rather more than half its weight, of *fibroin*, $C_{15}H_{23}N_5O_6$ a nitrogenous principle Covering this is the silk glue, or *sericin*, $C_{15}H_{25}N_5O_8$ Besides the true silk, we have several socalled "wild silks ' the most important of which is the *tusser silk*, the product of the larva of the moth, *Antheræa mylitta*, found in India The cocoons are much larger than those of the true silkworm, are egg-shaped, and of a silvery drab color The cocoon is very firm and hard, and the silk is of a drab color Other wild silks are the *eria silk* of India, the *muga silk* of Assam, the *atlas* or *fagara silk* of China, and the *yama-mai silk* of Japan Silk has been used as a hemostatic **s , epipastic,** silk containing some vesicant. **s. floss, dentists',** untwisted filaments of fine silk prepared expressly for the purpose of cleaning the surfaces of the teeth, and used by some dentists for finishing the surfaces of fillings in the sides of teeth **s. gelatin,** a glutinous mass formed by boiling certain kinds of raw silk in water It is used in bacteriology as a culture medium for the majority of bacilli of water and air **s -grass,** pineapple fiber **s , saddler's,** a heavy silk used by saddlers and to some extent in surgery **s , Tait's,** cable twist, it differs from ordinary silk in containing the gums or animal matter imparted by the worm in the spinning process

silkworm-gut. The thread drawn from the silkworm killed when ready to spin the cocoon

sillonneur (*sil-on-ur'*) [Fr] A three bladed scalpel used by ophthalmologists

silphologic (*sil-fol-oj'-ik*) [*σίλφη*, an insect, *λόγος*, science] Larval

silphology (*sil-fol'-o-je*) [*σίλφη*, an insect, *λόγος*, science] The morphology and development of larvæ

silver. See *argentum* **s. arsenite,** Ag_3AsO_3, an alterative and antiseptic, used in skin diseases Dose $\frac{1}{100}$–$\frac{1}{60}$ gr (0 0006–0 0011 Gm) **s.-casein,** a fine white powder, soluble in hot water, obtained from sodium casein by action of silver nitrate and alcohol It is used in gonorrhea in 2 to 10 % solutions **s. chloride,** AgCl, a white powder, soluble in ammonium, potassium thiosulphate, or potassium cyanide It is used as an antiseptic and a nerve-sedative Dose $\frac{1}{2}$–$\frac{1}{4}$–1$\frac{1}{2}$ gr (0 02–0 05–0 1 Gm) Syn , *horn-silver, Luna cornea* **s. citrate,** $Ag_3C_6H_5O_7$, [a fine dry powder soluble in 3800 parts of water,

used as a surgical antiseptic and disinfectant. Application 1 to 2 % ointment or 1:4000 solution. Syn., *itrol*. **s., colloidal,** a form of metallic silver consisting of heavy greenish-black particles of metallic luster which, when triturated with water, form a greenish-black fluid. It is used in the treatment of septic diseases, applied in the form of an ointment. Syn., *argentum colloidale; argentum Credé; collargol*. **s. cyanide.** See *argenti cyanidum* under *argentum*. **s. fluoride,** AgFl, a brown, glassy, elastic solid, very soluble in water, discovered by Paterno in 1901. It is used as an antiseptic. Syn. *tachiol*. **s.-fork deformity,** a peculiar deformity of the wrist and hand in Colles' fracture, resembling the curve on the back of a fork. **s. gelatose,** albargin. **s. ichthyolate,** see *ichthargan*. **s. iodide,** see *argenti iodidum* under *argentum*. **s. lactate,** $AgC_3H_5O_3 + H_2O$, a white, soluble powder, recommended as a surgical antiseptic. Injection in erysipelas 5 gr. (0.3 Gm.) to $3\frac{1}{2}$ oz. (100 Cc.). of water; as a wash, 1 teaspoonful of solution 1:50 in a glass of water. Syn. *actol*. **s.-leaf,** stillingia. **s. nitrate,** see *argenti nitras* under *argentum*. **s. nucleate, s. nucleide,** see *nargol*. **s. oxide,** see *argenti oxidum* under *argentum* **s. paraphenol-sulphonate,** an external antiseptic. Syn., *silberol*. **s. and potassium cyanide,** $AgK(CN)_2$, very poisonous white crystals, soluble in 4 parts of water at 20° C. or 25 parts of 85% alcohol. It is antiseptic and bactericide One part in 50,000 destroys anthrax bacilli **s.-protalbin,** see *largin* **s.-protein, mild,** such as argyrol brand **s.-protein, strong,** same as protargol, *q. v.* **s. sulphocarbolate, s sulphophenate,** a fine, crystalline powder containing about 28 % of metallic silver; it is a noncorrosive antiseptic, used in eye diseases and wounds. **s. test for glucose in urine,** add ammonia in excess to a strong solution of silver nitrate; add the urine and boil In the presence of glucose a metallic silver mirror is deposited at the bottom of the tube. Aldehyde and tartaric acid give the same reaction. **s. thiohydrocarburosulphonate,** see *ichthargan*. **s. trinitrophenolate,** a compound containing 30 % of silver, used as an antiseptic on inflamed mucous surfaces. Syn., *picratol*. **s. vitellin,** see *argyrol*

Silvester's method of artificial respiration (*sil-ves'-ter*) [Henry Robert *Silvester*, English physician, 1828–1908]. It consists chiefly of movements of the arms; this method is valueless in asphyxia neonatorum, owing to nondevelopment of the pectoral muscles

silvol (*sil'-vol*). Trade name of a compound of colloidal silver with an alkaline protein; it contains about 20 % of silver.

Simaba (*sim-a'-bah*) [native name in Guiana] A genus of simarubaceous tropical trees. The seeds of *S. cedron* are antiperiodic and tonic. Dose of *fluidextract* 1–8 min. (0.06–0.5 Cc.). It contains, according to Tanret, the alkaloid *cedronine* and also *cedrin*. The bark also has tonic and febrifuge properties.

Simaruba (*sim-ar-oo'-bah*). A genus of trees of the order *Simarubaceæ*. The bark of the root of *S. officinalis* has been used as a simple bitter.

similia similibus curantur, doctrine of. A sophism formulated by Hippocrates, later by Paracelsus ("simile similis cura, non contrarium"), and later, as one of the results of the reaction against the heroic measures of venesection and drastic medication, by Samuel Christian Friedrich Hahnemann, the founder of homeopathy, whose doctrine that *like is to be cured by like* led naturally to the practice of *isopathy* (*q. v.*), according to which smallpox is to be treated by variolous pus, tapeworm by ingestion of proglottides, etc.

similimum (*sim-il'-im-um*) [L., "most like"]. The homeopathic remedy which will produce the symptom complex "most like" that of a given disease.

Simla trot (*sim'-lah*) [*Simla*, a town in Hindustan]. Synonym of hill diarrhea.

Simmond's disease. See *hypophysial cachexia* under *cachexia*.

Simon's operation. 1. Perineorraphy. 2. Colpocleisis. **S.'s posture,** the dorsal posture with the legs and thighs flexed, the hips elevated, and the thighs abducted. **S.'s symptom,** immobility or retraction of the umbilicus during inspiration, sometimes seen in tuberculous meningitis. **S.'s triangles,** two roughly triangular areas covering —(1) the lower portion of the abdomen, the inner surface of the thigh to a point 10 to 12 centimeters below the pubes, and the inguinal region as far outward as the trochanter (abdominocrural or femoral triangle); and (2) the axillary and pectoral regions and the inner surface of the arm (brachial triangle). They are frequently the seat of petechial or petechioerythematous rashes during the first three days of smallpox.

Simon's symptom-complex (*se'-mon*). In primary cancer of the female breast, metastasis may involve the hypophysis and produce polyuria

Simonart's bands, S.'s threads (*se-mo-nar'*) [Pierre Joseph Cécilien *Simonart*, Belgian obstetrician, 1817–1847]. Amniotic bands formed by drawn-out adhesions between the fetus and the amnion where the cavity has become distended through the accumulation of fluid.

Simonelli's test for renal inadequacy (*se-mo-nel'-le*) [Francesco *Simonelli*, Italian physician]. If the kidneys are healthy, iodine administered appears at the same time in the urine and the saliva.

simple (*sim'-pl*) [*simplex*, simple]. 1. Not complex; consisting of but one substance, or containing only one active substance; not compound. 2. Wanting in intellect. 3. A medicinal plant. See *simples*.

simpler, simplist (*sim'-pler, sim'-plist*). A herb-doctor.

simples (*sim'-plz*) [*simple*]. A term for herbs having a medicinal value.

Simpson's plug or **splint** [William Kelly *Simpson*, American laryngologist, 1855–1914]. A tampon or splint, cut to fit the nares, and inserted to stop epistaxis or to retain the parts in apposition after operation on the nasal septum.

Sims' depressor [James Marion *Sims*, American gynecologist, 1813–1883]. An instrument for depressing the anterior vaginal wall. **S.'s posture,** the semiprone position for vaginal operations. The patient lies on the left side with the right knee and thigh drawn up and the left arm placed along the back; the chest is inclined forward so that the patient rests upon it. **S.'s speculum,** the duckbill vaginal speculum.

simul (*si'-mul*) [L.]. At once; at the same time.

simulation (*sim-ū-la'-shun*) [*simulatio; simulare*, to feign]. In medicine, the feigning or counterfeiting of disease. The pretence of a malingerer.

simulo (*sim'-ū-lo*). The fruit of certain species of *Capparis*, especially *C. coriacea*, of Peru; it is recommended as a cure for epilepsy, and pos-

sesses antiscorbutic and stimulant properties. Dose of the tincture ℥ i–iij; of the fluidextract ℥ ss–iij.

sinal (*si'-nal*). Relating to or situated within a sinus.

sinalbin (*sin-al'-bin*). A white crystalline substance, found in *mustard, q. v.*

sinamine (*sin'-am-ēn*), C_3H_5CN. Allyl cyanamide, a substance obtained from crude oil of mustard.

sinapeleum (*sin-ap-el'-e-um*) [σίναπι, mustard; ἔλαιον, oil]. Mustard-oil.

sinapin (*sin'-ap-in*) [σίναπι, mustard], $C_{16}N_{22}O_5$. A substance occurring as a sulphocyanate in white mustard.

sinapis (*sin-a'-pis*). Mustard See *mustard.*

sinapiscopy (*sin-ap-is'-ko-pe*) [σίναπι, mustard, σκοπεῖν, to view]. The use of mustard as a test of sensory disturbances, analogous to a similar use of *metalloscopy.*

sinapism (*sin'-ap-izm*) [*sinapis*]. A mustard-plaster.

sinapize (*sin'-ap-īz*). To treat or mix with mustard.

sinapized (*sin'-ap-īzd*) [*sinapis*]. Containing mustard

sinapol (*sin'-ap-ol*). A mixture recommended as an application for neuralgia, rheumatism, etc., said to consist of spirit of rosemary (1·15), 780 Gm.; castor-oil, 120 Gm.; menthol, 30 Gm; essence of mustard, 30 Gm.; aconitine, 0.4 Gm.

sinapolin (*sin-ap'-ol-in*). Diallylurea, a substance obtained from mustard oil by heating with water and lead oxide

sincalin (*sing'-ka-lin*). A base found in mustard and identified with cholin

sincipital (*sin-sip'-it-al*) [*sinciput*]. Pertaining to the sinciput.

sinciput (*sin'-sip-ut*) [*semi*, half, *caput*, head] The superior and anterior part of the head Also, the top of the head; the bregma.

sinew (*sin'-ū*). A tendon (*q v.*). **s.-weeping,** ganglion

singers' nodes or **nodules.** *Chorditis nodosa* or *tuberosa a. v*

singult (*sin'-gult*) [*singultus*, a sobbing]. A sob.

singultation (*sin-gul-ta'-shun*) [*singultus*, hiccup]. Hiccupping.

singultient (*sin-gul'-she-ent*). Sobbing; sighing.

singultous (*sin-gult'-us*). Relating to or affected with hiccup.

singultus (*sin-gul'-tus*). See *hiccup.*

sinigrin (*sin'-ig-rin*). A glucoside found in black mustard.

sinister, sinistra, sinistrum [L.] Left.

sinistrad (*sin'-is-trad*) [*sinister*, left; *ad*, toward]. Toward the left.

sinistral (*sin'-is-tral*) [*sinister*]. 1. On the left side. 2. Showing preference for the left hand, eye, foot, etc., for certain acts or functions.

sinistrality (*sin-is-tral'-it-e*) [*sinister*]. The preference generally for the left hand, eye, foot, etc., in performing certain acts.

sinistration (*sin-is-tra'-shun*). 1. A turning to the left. 2. Sinistrality.

sinistraural (*sin-is-traw'-ral*) [*sinister; auris*, ear]. Left-eared; the reverse is *dextraural.*

sinistren (*sin'-is-tren*) [*sinister*, left]. Belonging to the sinistral side in itself.

sinistrin (*sin'-is-trin*) [*sinister*]. A substance resembling dextrin, found in squill. **s., animal.** See under *helicoprotein.*

sinistro- (*sin-is-tro-*) [*sinister*, left]. A prefix meaning left or toward the left side

sinistrocardial (*sin-is-tro-kar'-de-al*) [*sinistro-; καρδία*, heart]. Having the heart to the left of the median line; the reverse is *dextrocardial.*

sinistrocerebral (*sin-is-tro-ser'-e-bral*). 1. Located in the left cerebral hemisphere. 2. Functionating preferentially with the left side of the brain; the reverse is *dextrocerebral.*

sinistrocular (*sin-is-trok'-ū-lar*). Left-eyed; the reverse is *dextrocular.*

sinistrogyration (*sin-is-tro-ji-ra'-shun*) [*sinistro-; gyrare*, to turn]. Turning to the left; as the plane of polarization, or a movement of the eye.

sinistrogyric (*sin-is-tro-ji'-rik*). See *sinistrorse.*

sinistrohepatal (*sin-is-tro-hep'-at-al*) [*sinistro-; ἧπαρ*, liver] Having the liver to the left of the median line, the reverse is *dextrohepatal.*

sinistromanual (*sin-is-tro-man'-ū-al*) [*sinistro-; manus*, hand]. Left-handed; the reverse is *dextromanual*

sinistropedal (*sin-is-trop'-ed-al*) [*sinistro-; pes*, foot] Left-footed; the reverse is *dextropedal.*

sinistrophoria (*sin-is-tro-fo'-re-ah*). See *levophoria.*

sinistrorse (*sin'-is-trors*) [*sinistro-; vertere*, to turn]. In biology, turning from right to left.

sinistrose (*sin'-is-trōs*). A levorotatory sugar; levulose.

sinistrosis (*sin-is-tro'-sis*) [*sinister*, left, awkward]. Shell-shock.

sinistrosplenic (*sin-is-tro-splen'-ik*). Having the spleen to the left of the median line; the reverse is *dextrosplenic.*

sinistrotorsion (*sin-is-tro-tor'-shun*) [*sinistro-; torquere*, to turn] A twisting or turning toward the left, the reverse is *dextrotorsion.*

sinistrous (*sin'-is-trus*). Awkward; unskilled; the reverse is dextrous, skilled, expert

sinkaline, sinkoline (*sink'-al-ēn, sink'-ol-ēn*). An alkaloid found in mustard, identical with *choline, q. v*

sinual (*sin'-ū-al*) [*sinus*, a curve]. Possessing the characteristics of a sinus.

sinuate (*sin'-ū-āt*). Sinuous.

sinuation (*sin-ū-a'-shun*) [*sinuatus*, from *sinuare*, to bend]. 1. The state of being sinuate or sinuous. 2 A cerebral gyre.

sinuatrial. Same as *sinuauricular.*

sinuauricular (*si-nū-aw-rik'-ū-lar*) [*sinus; auricula*, auricle] Pertaining to the sinus venosus and the right auricle of the heart.

sinuitis. See *sinusitis.*

sinuose (*sin'-ū-ōs*). Same as *sinuous.*

sinuosity (*sin-ū-os'-it-e*) [*sinuare*, to bend]. Anfractuosity; the state of being sinuous or bent.

sinuous (*sin'-ū-us*) [*sinuosus; sinus*, a curve]. Wavy, applied especially to tortuous fistulæ and sinuses.

sinus (*si'-nus*) [L., "a gulf or hollow"]. 1. A hollow or cavity; a recess or pocket. 2. The space between the breasts. 3. A large channel containing blood, especially one containing venous blood. 4. A suppurating tract. 5. A cavity within a bone. **sinuses, accessory, of the nose,** the maxillary, frontal, ethmoid, and sphenoid sinuses. **s., air-,** a cavity within bones containing air, especially one communicating with the nasal passages. **s. alæ parvæ,** the sphenoparietal sinus situated along the posterior border of the lesser wing of the sphenoid bone. **s., aortic,** one of the pouch-like dilatations of the aorta opposite the segments of the semilunar valves. **s., cavernous,** a large venous sinus extending from the sphenoidal fissure to the apex of the petrous portion of the temporal

bone, communicating behind with the inferior and superior petrosal sinuses and receiving the ophthalmic vein in front. **s., circular,** a venous sinus surrounding the pituitary body, and communicating on each side with the cavernous sinus. **s. circularis iridis.** See *Schlemm's canal.* **s., common, of the vestibule.** See *utricle* (1). **s., coronary** (of the heart), a large venous sinus in the transverse groove between the left auricle and left ventricle of the heart. **s. ensiformis,** the sinus of Eternod, a vascular loop connecting the vessels of the chor on with the vessels on the under aspect of the yolk-sac. **s., ethmoid,** the ethmoid cells. **s., frontal,** one of the two irregular cavities in the frontal bone containing air and communicating with the nose by the infundibulum. **s. of the heart,** the chief cavity of either of the auricles. **s., inferior longitudinal,** a venous sinus which extends along the posterior half of the lower border of the falx cerebri and terminates in the straight sinus. **s., inferior petrosal,** a large venous sinus arising from the cavernous sinus running along the lower margin of the petrous portion of the temporal bone, and joining the lateral sinus to form the internal jugular vein. **s. intercavernosus, anterior and posterior,** sinuses extending across the hypophyseal fossa and connecting the cavernous sinuses of both sides. **s. irregularity,** a variability in the intervals of cardiac diastole. **s. of kidney,** the prolongation inward of the hilum of the kidney. **s. of the larynx,** the ventricle of the larynx. **s., lateral,** a venous sinus which begins at the torcular Herophili and runs horizontally on the inner surface of the occipital bone to the base of the petrous portion of the temporal bone, where it unites with the inferior petrosal sinus to form the internal jugular vein. **s., lymph,** spaces in the parenchyma of a lymphatic gland between the pulp of the gland and the dilatations of lymphatic vessels. **sinuses, mastoid,** the mastoid cells. **s., maxillary,** the antrum of Highmore. **s., occipital,** a small venous sinus in the attached margin of the falx cerebelli, opening into the torcular Herophili. **s., petrosquamosal.** See *petrosquamosal sinus.* **s.-phlebitis,** inflammation of one of the sinuses of the cranial cavity. **s., placental,** slanting venous channels issuing from the placenta at its uterine surface by piercing the decidua serotina. **s. pocularis,** a large lacuna in the center of the prostatic portion of the urethra. **sinuses, precaval.** See *ducts of Cuvier.* **s., precervical,** a recess between the lowermost branchial arch and the trunk of the embryo. **s., prostatic,** a fossa on each side of the verumontanum. **s. rectus.** Same as *s. straight.* **s., rhomboid, s. rhomboideus,** the fourth ventricle of the brain. **s., sagittal.** See *s., inferior* and *superior longitudinal.* **s., sphenoid,** the air-space in the body of the sphenoid bone, communicating with the nasal cavity. **s., sphenoparietal.** Same as *s. alæ parvæ.* **s., squamosopetrosal.** See *petrosquamosal sinus.* **s., straight,** a venous sinus running from the inferior longitudinal sinus along the junction of the falx cerebri and tentorium to the lateral sinus. **s., superior longitudinal,** a venous sinus which runs along the upper edge of the falx cerebri, beginning in front of the crista galli and terminating at the torcular Herophili. **s., superior petrosal,** a venous sinus running in a groove in the petrous portion of the temporal bone, extending from the posterior part of the cavernous sinus to the lateral sinus. **s., terminal, s. terminalis,** a vein that encircles the vascular area of the blastoderm, and empties either by one trunk, the anterior vitelline vein, into the left vitelline vein, or by two trunks into both vitelline veins. **s.-thrombosis,** thrombosis of the sinuses of the dura mater of the brain. It is usually septic in character, and is likely to lead to pyemia. The most frequent cause is disease of the middle ear. **s., transverse,** a sinus uniting the inferior petrosal sinuses. **s., urogenital,** the canal or duct into which, in the embryo, the Wolffian ducts and the bladder empty, and which opens into the cloaca. **s. venosus.** 1. The chamber of the lower vertebrate heart into which the veins return the blood from the body. 2. The vessel in the septum transversum of the embryonic mammalian heart into which open the vitelline, and allantoic veins, and the ducts of Cuvier. 3. That portion of the adult right auricle behind the crista terminalis.

sinusitis (*si-nus-ī'-tis*) Inflammation of a sinus. **s., serous, s., chronic catarrhal.** See *mucocele.*

sinusoid (*sī'-nus-oid*) [*sinus; εἶδος,* likeness]. 1. Resembling a sinus. 2. One of the relatively large spaces or tubes constituting the embryonic circulatory system in the suprarenal gland, liver, and other viscera.

sinusoidal (*si-nus-oid'-al*). Pertaining to a sinusoid. **s. current,** an alternating induced electrical current with equal current strokes.

sinusoidalization (*sīn-us-oi-dal-ī-za'-shun*). The application of a sinusoidal current.

sionagra (*si-on-a'-grah*) [*σιαγών,* the jaw-bone; *ἄγρα,* a seizure]. Gout in the jaw-bone.

siphon (*sī'-fon*) [*σίφων,* a tube]. A tube bent at an angle, one arm of which is longer than the other, for the purpose of removing liquids from a cavity or vessel

siphonage (*si'-fon-aj*) [*σίφων,* a siphon]. The action of a siphon, such as washing out the stomach, drainage of wounds, etc.

siphonoma (*sī-fon-o'-mah*) [*siphon; ὄμα,* tumor]. A tumor composed of fine tubes. Syn., *Henle's tubular tumor.*

Sippy's method (*sip'-e*) [Bertram Welton *Sippy,* American physician, 1866–1924]. To treat gastric ulcer by checking the acidity of the gastric juice, with the idea of preventing further corrosive action.

siren (*sī'-ren*). Same as sirenomelus.

sirenomelus (*si-ren-om'-el-us*) [*σειρήν,* mermaid; *μέλος,* a limb]. A monster whose lower extremities are intimately fused, the feet being absent.

siriasis (*sir-i'-as-is*). Sunstroke.

sirolin (*sir'-ol-in*). Thiocol, 10%, in a syrup of orange bark. It is used in tuberculosis, bronchitis, and intestinal catarrh. Dose 3 or 4 teaspoonfuls (15–20 Cc.) daily.

sirup (*sir'-up*). See *syrup.*

sistomensin (*sis-to-men'-sin*). A hormone from the *corpus luteum.* It restricts menstruation to normal limits.

Sisymbrium (*sis-im'-bre-um*) [*σισύμβριον,* from *σῦς,* a pig; *δύβριος,* rainy, wet; a plant growing in wet places where swine wallowed]. A genus of cruciferous plants. *S. officinale,* wild mustard, singer's herb, is a European species, laxative, diuretic, and expectorant, and is employed in laryngeal catarrh and laryngitis. Dose 3 cupfuls a day of a decoction of 30 Gm. of the leaves, sweetened with 60 Gm. of a syrup of the drug made in the usual way.

site (*sīt*) [*situs*, place]. Situation. **s., placental,** the area to which the placenta is attached.

sitfast. In farriery, a piece of dead tissue in the skin which would be thrown off but that it has formed firm connections with the fibrous skin beneath, or with the deeper tissues, and is thus bound in its place as a persistent source of irritation.

sitieirgia (*sit-e-ĭr'-je-ah*) [σιτίον, food; εἴργειν, to shut out]. Sollier's term for hysterical anorexia.

sitiology (*sĭ-te-ol'-o-je*). See *sitology*.

sitiomania (*sĭt-e-o-ma'-ne-ah*). See *sitomania*.

sitiophobia (*sĭt-e-o-fo'-be-ah*). See *sitophobia*.

sitogen (*si'-to-jen*). A vegetable food-product intended to replace meat-extracts.

sitology (*sĭ-tol'-o-je*) [σιτιόν, nourishment; λόγος, a treatise]. The science of nourishment or dietetics.

sitomania (*sĭ-to-ma'-ne-ah*) [σῖτος, food; μανία, madness]. 1. A periodic craving for food; periodic bulimia. 2. Sitophobia.

sitophobia (*sĭ-to-fo'-be-ah*) [σῖτος, food; φόβος, fear]. Morbid aversion to food.

sitotherapy (*sĭ-to-ther'-a-pe*) [σῖτος, food; θεράπεια, treatment]. Dietotherapy.

sitotoxicon (*sĭ-to-toks'-ĭk-on*) [σῖτος, food; τοξικόν, poison]. The active poisonous agent in sitotoxism.

sitotoxin (*sĭ-to-toks'-ĭn*) [see *sitotoxicon*]. Any basic poison generated in vegetable food by growth of bacteria or fungi.

sitotoxism (*sĭ-to-toks'-ĭzm*) [see *sitotoxicon*]. Poisoning with vegetable food infected with molds and bacteria.

situs (*sī'-tus*) [L., "site"]. A position. **s. perversus,** malposition of one or more of the viscera. **s. transversus.** Same as *s. inversus*. **s. viscerum inversus,** an anomaly in which the viscera of the body are changed from the normal to the opposite side of the body.

sitz-bath (*sĭts'-bath*) [Ger., *Sitz*, a seat; *bath*]. A hip-bath; a bath taken in a sitting posture.

six hundred and six. See *salvarsan*.

sixth nerve. The abducens nerve. See *nerves, table of*. **s. sense,** muscle-, joint-, and splanchnic sense.

Sjoeqvist's test for the quantitative estimation of free HCl in the gastric juice (*syo'-kvĭst*) [John August *Sjoeqvist*, Swedish physician, 1863–1917]. It depends upon the action of barium carbonate on the acid of the secretion, the hydrochloric acid being estimated as barium chloride by means of titration with a solution of potassium dichromate.

skatol (*skat'-ol*) [σκατός, gen. of σκῶρ, dung], C_9H_9N, methyl indol; it is a nitrogenous compound produced by the decomposition of proteids in the intestinal canal.

skatophagia (*skat-o-fa'-je-ah*). See *scatophagia*.

skatoxyl (*skat-oks'-ĭl*) [σκῶρ (σκατ-), dung; ὀξύς, acid]. A product of the oxidation of skatol. It is obtained from the urine in cases of disease of the large intestine.

Skeer's sign. A yellowish-brown ring near the pupillary margin of the iris, observed in the early stage of some cases of tuberculous meningitis.

skein (*skān*) [ME., *skeyne*, skein]. 1. A fixed length of any thread or yarn of silk or other material, doubled again and again and knotted. 2. A synonym of *spirem*. **s., close.** See *spirem*. **s., loose,** the thickened chromatin fibrils resulting from a loosening of the spirem or close skein in mitotic cell-division. **skeins, test.** See *Holmgren's test*.

skelalgia (*skel-al'-je-ah*) [σκέλος, leg; ἄλγος, pain]. Pain in the leg.

skeletal (*skel'-et-al*) [*skeleton*]. Pertaining to or connected with the skeleton or supporting structure of a body. **s.-muscle,** a muscle attached to the skeleton. **s.-tissue,** the tissue of the framework of the body.

skeletins (*skel'-et-ĭnz*) [*skeleton*]. A name given to a number of insoluble epithelial products found chiefly in invertebrates.

skeletization (*skel-et-ĭ-za'-shun*) [*skeleton*]. 1. The process of converting into a skeleton; gradual wasting of the soft parts, leaving only the skeleton.

skeleto- (*skel-et-o-*) [*skeleton*]. A prefix meaning relating to the skeleton.

skeletogenous (*skel-et-oj'-en-us*) [*skeleto-*; γεννᾶν, to produce]. Producing a skeleton or skeletal tissues.

skeletography (*skel-et-og'-ra-fe*) [*skeleto-*; γράφειν, to write]. A description of the skeleton.

skeletology (*skel-et-ol'-o-je*) [*skeleto-*; λόγος, science]. The branch of anatomy treating of the skeleton.

skeleton (*skel'-et-on*) [σκελετόν, a dried body, from σκέλλειν, to dry up]. A supporting structure, especially the bony framework (*osseous skeleton*) supporting and protecting the soft parts of an organism **s., appendicular,** the skeleton of the limbs. **s., axial,** the skeleton of the head and trunk. **s., cartilaginous,** the cartilaginous structure from which the bony skeleton is formed through ossification.

skeletopy (*skel-et'-op-e*). See *skeletotopy*.

skeletotopic (*skel-et-o-top'-ĭk*). Applied by Waldeyer to such topographic description as refers a part or organ to its relation to the skeleton.

skeletotopy (*skel-et-ot'-o-pe*) [*skeleto-*; τόπος, a place] Waldeyer's term for the relation of an organ or part to the osseous skeleton of the whole organism. Cf. *holotopy; idiotopy; syntopy*.

Skene's glands (*skēn*) [Alexander Johnston Chalmers *Skene*, American gynecologist, 1838–1900]. Two complex tubular glands in the mucosa of the female urethra opening by small ducts just within the meatus urinarius.

skeneoscope (*skē'-ne-skōp*) [see *Skene's glands*]. An endoscope for use in examining Skene's glands.

skeptophylaxis (*skep-to-fi-laks'-ĭs*) [σκεπτικός, doubtful; *phylaxis*]. A condition of brief, temporary, immunity produced by a minute dose of a poisonous substance, while the blood of the animal remains toxic.

skérljivo. See *scherlievo*.

skew muscles. Triangular-shaped or quadrilateral shaped muscles, the plane of whose line of origin intersects that of the insertion.

skiagram (*skĭ'-ag-ram*) [σκία, shadow; γράμμα, a writing]. The finished, printed Roentgen-ray picture. Syn., *inductogram; shadowgram*.

skiagraph (*skĭ'-ag-raf*). See *skiagram*.

skiagrapher (*skĭ-ag'-raf-er*). An adept in skiagraphy.

skiagraphy (*ski-ag'-ra-fe*) [σκία, shadow: γράφειν, to write]. Photography by the Roentgen-rays; skotography, skiography, radiography, electrography, electroskiography, Roentography, and the new photography are names that have been used to designate the method.

skiameter (*ski-am'-et-er*) [σκία, shadow; μέτρον, a measure]. An apparatus devised by Biesalski for measuring the intensity of the Roentgen-

rays and for the recognition of fine differences in the density of Roentgen-ray shadows.

skiametry (*ski-am'-et-re*). Shadow mensuration applied to a method of determining the density of Roentgen-ray shadows.

skiaporescopy (*ski-ap-or-es'-ko-pe*). See *retinoscopy*.

skiascope (*ski'-as-kōp*) [σκία, shadow; σκοπεῖν, to view]. An instrument employed in retinoscopy. **s.-optometer,** an optometer designed for the determination of the refraction of the eye by retinoscopy.

skiascopy, skiascopia (*ski-as'-ko-pe, ski-as-ko'-pe-ah*). 1. See *retinoscopy*. 2. Examination by either skiagraph or fluoroscope.

skiatherapy (*ski-ah-ther'-ap-e*) [σκία, shadow; θεραπεία, therapy]. The therapeutic application of Roentgen-rays.

skimmetin (*skim'-et-in*), $C_9H_8O_3$. A dissociation product of skimmin by action of dilute mineral acid with heat; it is perhaps identical with umbelliferone.

Skimmia (*skim'-e-ah*) [*mijama-skimmi*, Japanese name]. A genus of the *Rutaceæ*. *S. japonica* is a species of Japan; the flowers are used to flavor tea; the leaves contain an ethereal oil; the bark contains the glucoside *skimmin*.

Skimmin (*skim'-in*), $C_{15}H_{16}O_8$. A glucoside similar to scopolein and esculin isolated from the bark of *Skimmia japonica*, occurring in long, colorless needles, soluble in hot water, alcohol, or alkalies, insoluble in chloroform or ether; melts at 210° C.

skin [ME.]. The protective covering of the body, composed of the epidermis, *scarf-skin*, or cuticle, and the corium, or *true skin*. The epidermis consists of a deep layer, the *stratum Malpighii*, and three superficial layers—the *stratum granulosum*, the *stratum lucidum*, and the *stratum corneum*. The corium, derma, or *true skin* consists of a papillary and reticular layer (*stratum papillare* and *stratum reticulare*), the former projecting upward in the form of papillæ. The true skin is made up of elastic tissue, white fibrous tissue, and nonstriped muscular tissue (the arrectores pili). The subcutaneous tissue consists of fibroelastic and adipose tissue. The *appendages of the skin* are the nails, hairs, and sweat- and sebaceous glands, which are derivatives of the epithelial layer of the skin. In the skin are also placed terminal nerve-organs subserving the sense of touch. **s., atrophy of the,** a wasting-away or retrogressive change in the skin. Syn., *dermatrophia*. **s.-bound.** See *scleroderma*. **s.-bound disease.** See *scleroderma neonatorum*. **s., bronzed.** See *Addison's disease*. **s., congestion of the,** engorgement of the blood-vessels of the skin. Syn., *dermathemia*. **s., deciduous,** keratolysis. **s., edema of the,** effusion of serum into the areolar tissue of the skin. Syn., *dermatochysis*. **s., fish.** See *ichthyosis*. **s., glossy,** a peculiar shiny, glazed skin seen in conditions in which the trophic nerve-supply to the skin is cut off, as after injury to a nerve. **s., goldbeaters',** a thin tenacious sheet from the cecum of cattle, occasionally used as a surgical dressing **s., goose-.** See *goose-flesh* **s.-grafting.** See also *graft*. The application of pieces of the outer layers of healthy skin to a granulating surface for the purpose of hastening its cicatrization (1) *Autoepidermic:* When the epithelial cells are taken from the patient, it includes—(*a*) scrapings from healthy skin; (*b*) corn shavings; (*c*) pellicles from blisters; (*d*) the Ollier-Thiersch method, in which one-half the skin thickness (epidermis, rete, and part of the cutis proper) is required; and (*e*) the Krause method, in which the whole thickness of the skin is used in grafting (2) *Heteroepidermic:* When the epithelial cells are furnished by another person. (3) *Zoodermic:* When the skin is removed from lower species, as the use of—(*a*) small pieces of sponge; (*b*) frog skin; (*c*) inner membrane of hens' eggs; (*d*) inner surface of pullets' wings; (*e*) skin of pups; (*f*) skin of guinea-pigs; (*g*) skin of rabbits. **s., hypertrophy of the,** excessive growth of the skin. Syn., *dermathypertrophia*. **s., neuralgia of the.** See *dermatalgia*. **s., parchment,** atrophy of the skin. **s., pigmentation of the.** See *dermatodyschroia*. **s.-shedding.** See *keratolysis*.

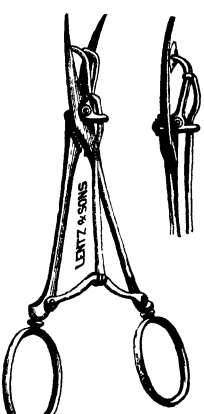

SKIN GRAFTING SCISSORS.

skinny (*skin'-e*) [ME.]. 1. Cutaneous. 2. Emaciated.

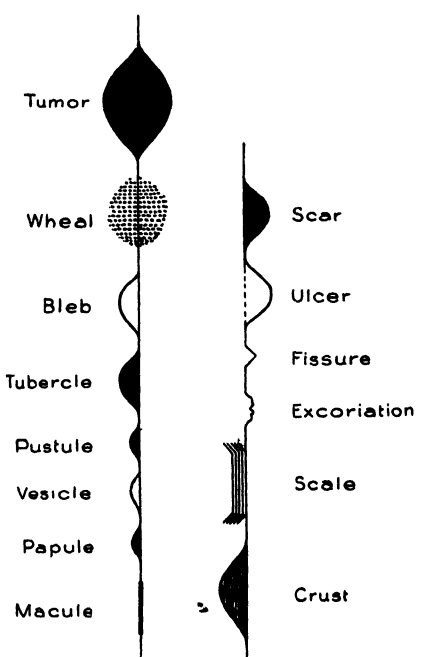

SKIN LESIONS.

skirt. The diaphragm.

sklerіasis (*skle-rі'-as-ıs*). See *scleroderma.*

sklerodactylia. See *sclerodactylia.*

Skoda, consonating rales of (*sko'-dah*) [Joseph *Skoda*, Austrian physician, 1805–1881]. Bronchial rales heard through the consolidated pulmonary tissue of pneumonia. **S.'s resonance sign, S.'s tympany,** a tympanitic note heard above the line of fluid in a pleuritic effusion, or above the line of consolidation in pneumonia.

Skodaic resonance. See *Skoda's sign*

skolikoiditis (*sko-le-koid-ı'-tıs*) [σκώληκοειδης, worm-like]. Synonym of *appendicitis.*

skoliosis. See *scoliosis*

skoliosometer (*sko-le-o-som'-et-er*) [σκολιός, curved; μέτρον, measure] See *scoliosometer*

skookum chuck [Amer. Ind., "good water"]. A homeopathic remedy for skin diseases consisting of a trituration of the salts of the spring of this name. Dose 2 gr. (1 03 Gm.) in one-half glass of water, teaspoonful every 2 or 3 hours.

skopophobia (*sko-po-fo'-be-ah*) [σκοπος, a spy; φόβος, fear] Insane dread of spies

skotograph (*skot'-o-graf*). See *skiagraph.*

skotography (*skot-og'-raf-e*). Synonym of *skiagraphy*

skrimshanking (*skrim'-shank-ing*). A mild form of malingering.

skull (*skul*) [Icel., *skāl*, a bowl]. The bony framework of the head, consisting of the cranium and the face. The cranium is made up of the occipital, frontal, sphenoid, and ethmoid bones, and the two parietal and two temporal bones The face is composed of two nasal, two superior maxillary, two lacrimal, two malar, two palate, and two inferior turbinated bones, and the vomer and inferior maxillary bone. *Modes of measuring the capacity of the skull: Broca's method:* 1. The skull, made impermeable, is filled with water, which can be weighed or measured. 2. The skull is packed with shot, which is then measured; but both the filling and measuring are aided by certain implements, and especially by a funnel of certain dimensions, which controls the flow of shot, and every step of the procedure follows definite rules. *Method of Busk, Flower, or Tiedemann:* the skull is filled with small, rounded seeds, beads, shot, or other substance, and the contents are then measured. The filling or the measuring (or both) is aided by certain manipulations (tilting, tapping, etc.). *Method of Schmidt or Matthews.* See *Broca's method* above. *Welcker's method:* the mode of filling the skull, so long as efficient and uniform, is immaterial; all that is required is that each worker should, with the aid of a standard skull, find the exact size of the funnel necessary to give him, in measuring, the correct result with his particular method and substance used for the filling of the skull. **s.-cap.** 1. The top of the skull. 2. See *scutellaria.* **s., natiform,** a skull covered with osteophytes. **s.-roof,** the roof of the skull; skull-cap. **s., tower.** See *oxycephalia*

skunk-cabbage. *Dracontium fœtidum*, the rhizome of which is stimulant, antispasmodic, and narcotic and has been used in asthma, rheumatism, hysteria, and dropsy.

slabber (*slab'-ur*) See *slaver*

slag wool [Sw., *slagg*, dross]. A product of blowing a jet of steam into melted slag; it is noninflammable and a nonconductor of heat.

slake (*slāk*) [AS. *sleccan*, to quench; extinguish]. 1. To quench or appease. 2. To disintegrate by the action of water.

slaver (*slav'-er*) [ME.] Drivel; saliva, especially such as is discharged involuntarily.

sleep. The periodic state of rest in which voluntary consciousness and activity cease. **s.-drunkenness.** See *somnolentia.* **s.-epilepsy.** See *narcolepsy.* **s., hypnotic, s., magnetic, s., mesmeric.** See *hypnotism* **s.-paralysis,** paralysis produced by pressure during sleep. **s., paroxysmal.** See *narcolepsy.* **s., twilight.** See *twilight.* **s.-walking.** See *somnambulance*

sleeping dropsy or **sickness.** 1. A disease characterized by increasing somnolence. See *African lethargy.* 2. Encephalitis lethargica.

sleeplessness (*slēp'-les-nes*). See *insomnia.*

slender column. See *funiculus gracilis.* **s. lobe of cerebellum,** a small lobe in the inferior surface of the cerebellum.

slide (*slīd*). A piece of glass, usually 3 × 1 in. on which objects are examined by the microscope.

slimming treatment. Any therapeutic measures that make one slim.

sling. A supporting bandage; usually slung from the back of the neck.

slit [ME.]. A narrow opening; a visceral cleft; the separation between the labia, the vulvar cleft **s., genitourinary, s., urinogenital, s., urogenital,** the urogenital opening. **s. of the microspectroscope,** the spectral ocular, in place of an ordinary diaphragm, has two movable knife edges so arranged that a slit-like opening of greater or less width and length may be obtained by the use of screws for that purpose.

slit lamp of Gullstrand. An apparatus which, in combination with the corneal microscope, enables the physician to observe the living endothelium on the posterior surface of the cornea.

slobber (*slob'-ur*) See *slaver.*

sloid, sloyd (*sloid*) [Sw., *slojd*, slight skill]. A system of manual training taught in elementary school; it is of Swedish origin.

slough (*sluf*) [ME., *slouh*, the skin of a snake]. The separated dead matter in an ulceration.

sloughing (*sluf'-ing*) [*slough*]. Pertaining to or characterized by sloughs.

slows (*slōz*). Synonym of *milk-sickness.*

Sluder's method (*sloo'-der*) [Greenfield *Sluder*, American laryngologist, 1865–]. *Of tonsillectomy:* Removal of the tonsil and its capsule.

sludge (*sluj*) [AS., *slog*, mud]. Sewage-deposit.

slumber (*slum'-ber*) [ME., *slumberen*, to slumber]. 1 To sleep lightly. 2 Light sleep.

smalarina (*smal-ar-ı'-nah*). A preparation of mercury and antimony, used in treating malaria.

smallpox. See *variola.* **s., West Indian,** alastrim.

smear-cultures (*smēr*). See *culture.*

Smee's battery [Alfred *Smee*, English surgeon, 1818–1877] Positive element, zinc; negative element, platinized silver; exciting agent, sulphuric acid, dilute; depolarizing agent, none; E. M. F., 0.5 to 1.0 volt.

smegma (*smeg'-mah*) [σμῆγμα, a cleansing substance]. 1. Sebum. 2. See *s. præputii.* **s. clitoridis,** the substance secreted by the sebaceous glands of the clitoris and labia minora. **s. embryonum.** See *vernix caseosa.* **s. præputii,** or simply **smegma,** the substance secreted by the sebaceous glands of the prepuce.

smegamatic (*smeg-mat'-ik*). Pertaining to, or of the nature of smegma.

smell. 1. The perception of odor. 2. Odor.

Smellie-Veit method (*smel'-e-vīt'*) [William *Smellie*, English obstetrician, 1697–1763;—*Veit*]. Same as Mauriceau's method, *q. v.*

smelling-salts. A name applied to various preparations of ammonium carbonate scented with aromatic substances.

smesches (*sme'-chez*). Puffs of arsenic trioxide gas which occasionally escape from the doors of the calcining furnaces in Cornish arsenic works, and which give rise to pulmonary irritation among the workmen.

smilacin (*smī'-las-in*) [*smilax*]. 1. The precipitate from a tincture of the root of sarsaparilla, *Smilax officinalis*, alterant, detergent, diaphoretic, and stimulant. Dose 2–5 gr. (0.13–0.32 Gm.). 2. $C_{40}H_{70}O_8$ (Flückiger) or $C_{18}H_{30}O_8$ (Poggiale) or $C_{15}H_{26}O_8$ (Peterson). Folchi's name for a saponin-like glucoside found by Palotta, in 1824, in sarsaparilla-root (various species of *Smilax*), and named by him *pariglin*. It forms a yellowish-white powder, soluble in water and alcohol; alterative, expectorant, and emetic, and used in syphilis and colds. Dose 1–3 gr. (0.065–0.2 Gm.). Syn., *parillin* (Batha); *salseparin* (Thubeuf).

smilax (*smī'-laks*). See *sarsaparilla*.

smile (*smīl*) [ME., *smil*]. A joyful expression. **s., levator, s., nasal,** W. R. Gowers' name for a peculiarity of expression in some patients affected with myasthenia, consisting in absence of normal movement at the corners of the mouth

smith's cramp. An occupation-neurosis occurring in smiths, and characterized by painful cramps in the arm or hand.

Smith's disease [Eustace *Smith*, English physician, 1835–1914]. Mucous colitis. **S.'s sign,** a murmur audible over the sternum when the chin is drawn up.

Smith's dislocation of the foot [Robert William *Smith*, Irish surgeon, 1807–1873]. Dislocation upward and backward of all the metatarsal bones, together with the internal cuneiform bone. **S.'s fracture,** transverse fracture about five centimeters above the lower extremity of the radius.

Smith's operation [Henry *Smith*, English surgeon]. 1. *For hemorrhoids:* crushing by means of a clamp, and applying the Paquelin cautery to the stump after cutting away the projecting part. 2. *For cataract:* Extraction of immature cataract with the capsule.

Smith's phenomenon [Theobald *Smith*, American scientist, 1859–]. Animals injected with a foreign serum or inert protein often die or show severe symptoms after a second injection, even in minute quantity.

Smith's reaction for bile-pigments. Pour tincture of iodine carefully over the liquid to be tested. A green ring appears between the two liquids.

smoker (*smo'-ker*). One who uses tobacco. **s.s' cancer.** See *cancer*. **s.s' dyspepsia.** See *dyspepsia*. **s.s' patch,** a chronic inflammation of a small spot of the mucous membrane of the mouth arising from an irritation produced by the pipe. It varies in size from a quarter to a half of an inch in diameter, and is smooth and red in appearance. **s.s' sore-throat,** the condition of catarrh of the pharynx and larynx, with hoarseness, common in habitual smokers. **s.s' vertigo.** See *vertigo*.

smoke test for plumbing. "By means of bellows, or some smoke-producing rocket, smoke is forced into the system of pipes, the ends plugged up, and the escape of the smoke watched for, as wherever there are defects in the pipes the smoke will appear" [Price].

smudging (*smuj'-ing*). A form of defective speech in which the difficult consonants are dropped.

Sn. Chemical symbol of tin [*L., stannum*].

snaggle-teeth (*snag'-l*). Irregular and oblique dentition.

snakeroot. See *cimicifuga*, *senega*, and *serpentaria*.

snake venum. See *venom*.

snap-finger. See *spring-finger*.

snare (*snār*). A light or small écraseur, or wire loop, used in removing polypi and small excrescences. **s. cold,** the ordinary snare. **s. galvanocaustic, s., hot,** a snare in which the wire is heated by a galvanic current.

sneeze (*snēz*) [AS., *fneósan*, to sneeze]. A sudden, noisy, spasmodic expiration through the nose.

sneezing. The act of expelling air violently through the nose. **s., pregnancy,** spasmodic fits of sneezing from hyperemia of the nasal mucosa, following a circulatory disturbance due to pregnancy

Snell's laws [Simon *Snell*, English ophthalmologist, 1851–1909] The two laws which govern single refraction (1) The sine of the incident angle bears a fixed ratio to the sine of the angle of refraction or the same two mediums, the ratio varying with different mediums. (2) The incident and the refracted ray are in the same plane, which is perpendicular to the surface separating the two mediums.

Snellen's types [Hermann *Snellen*, Dutch ophthalmologist, 1834–1908]. See *test-types*

snore, snoring [ME., *snoren*, to snore]. 1. To breathe through the nose in such manner as to cause a vibration of the soft palate, thereby producing a rough, audible sound. 2. The sound so produced.

Snow, external symptoms of (*sno*). Bulging of the sternum when the thymus gland and its lymphatics are involved secondary to cancer of the breast.

snow-blindness. See *blindness, snow-*.

snuff (*snuf*) [ME., *snuffen*, to snuff]. 1. Powdered tobacco, variously perfumed and mixed, used for inhalation into the nostrils. 2. A medicated powder to be insufflated into the nostrils. 3. To inhale; to smell. **s.-box, anatomist's,** the *foveola radialis*.

snuffles. Coryza, especially of infants, which is frequently due to inherited syphilis.

SO_2. Sulphur dioxide.

soamine (*so-am'-in*). Trade name of sodium para-aminophenylarsonate, an arylarsonate. It is similar to atoxyl, and is used in syphilis, trypanosomiasis and pellagra.

soap [*sapo*, soap]. A chemical compound made by the union of certain fatty acids with an alkali or other metal. According to the alkali used, the soap formed is a potash-soap, soda-soap, ammonia-soap, lead-soap, lime-soap, etc. **s., animal,** tallow soap. **s.-bark.** See *quillaia*. **s., Castile,** soap made from olive-oil. **s., gray,** soap to which mercury and benzoinated fat are added. Syn., *sapo cinereus*. **s., green** (*sapo mollis*, U. S. P.), soft soap, made from linseed-oil and potash. The *sapo mollis* of the B. P. is made from olive-oil and potash. Syn., *potash-soap*. **s., green, tincture of** (*linimentum saponis mollis*, U. S. P., B. P.), liniment of soft soap, used as an anodyne. **s., hard.** See *s., soda-*. **s. liniment** (*linimentum saponis*, U. S. P., B. P.).

liquid opodeldoc, used as a sedative liniment in rheumatic affections and sprains. **s. plaster** (*emplastrum saponis*, U. S. P., B. P.), used as a local sedative. **s., potash-.** See *s., green.* **s., soda-** (*sapo*, U. S. P.; *sapo durus*, B. P.), hard soap, made from sodium hydroxide and olive-oil. It enters into the composition of various pills, and from it are also prepared soap plaster and soap liniment. **s., soft.** See *s., green.* **s., Spanish,** castile soap.

sob. A convulsive inspiration due to contraction of the diaphragm and spasmodic closure of the glottis.

socaloin (*so-kal'-o-in*), $C_{18}H_{16}O_7$. Aloin obtained from Socotrine aloes.

socia parotidis (*so'-se-ah par-ot'-id-is*). A small separate lobe of the parotid gland.

social (*so'-shal*) [*socius*, a companion]. Gregarious, growing near, or together. **s. evil,** prostitution.

society screw. The screw at the lower end of the drawtube or body-tube of a microscope for receiving the objective.

sociology (*so-se-ol'-o-je*) [*socius*, a fellow-being, λόγος, a treatise]. A treatise on the mutual relations of people and of social organization.

sock (*sok*) [ME., *socke*]. 1. A short-legged stocking. 2. An insole. **s. instep arch,** a device to be worn inside the shoe in cases of flat-foot. **s.s, Neapolitan,** socks containing mercurial ointment, which are to be worn continuously for the purposes of inunction.

socket (*sok'-et*) [ME., *soket*]. The concavity into which a movable part is inserted. **s., tooth,** the alveolus in which the tooth is fixed.

socordia (*so-kor'-de-ah*) [*socors*, silly]. Hallucination.

soda (*so'-dah*) [Ital., from L., *solidus*, solid]. 1. Sodium oxide, Na_2O. 2. Sodium carbonate or sodium bicarbonate. See *sodium*. 3. Sodium hydroxide, NaOH. **s., baking-,** sodium bicarbonate. **s., caustic,** sodium hydroxide. **s., chlorinated,** a mixture of sodium chloride and sodium hypochlorite. **s.-soap.** See *soap, soda-*. **s., washing,** sodium carbonate. **s.-water,** water impregnated with carbon dioxide.

sodacol (*so'-dak-ol*). The sodium salt of guaiacol sulphonic acid.

sodic (*so'-dik*) [*soda*]. Derived from or containing soda or sodium.

sodii (*so'-de-i*) [L.; genitive of sodium]. Of sodium.

sodio-. A prefix denoting a compound containing sodium.

sodium (*so'-de-um*) [*soda*]. A metallic element of the alkaline group of metals, melting at 95.6° C., and having a specific gravity of 0.97, an atomic weight of 23, and a valence of one. Symbol Na, from the Latin *natrium*. Sodium occurs widely distributed in nature, and forms an important constituent of animal tissues. It has a strong affinity for oxygen and other non-metallic elements. It is also a constituent of many medicinal preparations. **s.-acetanilid sulphonate,** a white, crystalline mass, readily soluble in water, used as a substitute for antipyrin. **s. acetate** (*sodii acetas*, U. S. P.), $NaC_2H_3O_2 + 3H_2O$, is diuretic. Dose 20 gr.–2 dr. (1.3–8.0 Gm.). **s. acid sulphosalicylate.** See *s. sulphosalicylate, acid.* **s. anhydromethylenecitrate,** an antilithemic remedy depending for its action upon the liberation of formaldehyde in the blood. Syn., *citarin*. **s. anisate,** $2NaC_8H_7O_3 + H_2O$, small colorless scales, soluble in water; antipyretic and antirheumatic. Dose 5–15 gr. (0.32–1.0 Gm.). **s. arsenate** (*sodii arsenas*, U. S. P.), $NaH_2AsO_4 + 7H_2O$, clear, colorless, poisonous prisms, with mild alkaline taste, soluble in 4 parts of water; alterative, tonic, antiseptic. From it is prepared *liquor sodii arsenatis* (U. S. P.). Dose $\frac{1}{64}$–$\frac{1}{20}$–$\frac{1}{8}$ gr. (0.001–0.003–0.008 Gm.). Antidotes—emetics, stomach siphon, fresh ferric hydrate, dialyzed iron, ferric hydrate and magnesia, demulcents, stimulants, warmth. **s. arsenate, exsiccated** (*sodii arsenas exsiccatus*, U. S. P.), Na_2HAsO_4. Dose $\frac{1}{10}$ gr. (0.003 Gm.). **s. arseniate.** See *s. arsenate.* **s. arsenotartrate,** a soluble arsenic salt recommended as a substitute for potassium arsenite and arsenic trioxide. **s. aurochloride,** $AuCl_3NaCl + 2H_2O$, a golden-yellow powder said to contain 30% of gold and freely soluble in water, sparingly so in alcohol. It is used in syphilis. Dose $\frac{1}{6}$–1 gr. (0.01–0.06 Gm.). **s. benzoate** (*sodii benzoas*, U. S. P., B. P.), $NaC_7H_5O_2$, is used in gout, rheumatism, lithemia, influenza, etc. Dose 1–2 dr. (4–8 Gm.). **s.-benzoyl-sulphonicimide.** See *saccharin*. **s. biborate.** See *s. borate.* **s. bicarbonate** (*sodii bicarbonas*, U. S. P., B. P.), $NaHCO_3$, is used as an antacid in dyspepsia, gout, rheumatism, lithemia, and diabetes. Dose 10 gr.–1 dr. (0.65–4.0 Gm.). **s. biiodosalicylate.** See *s. diiodosalicylate.* **s. bismuth citropyroborate,** lustrous leaflets, soluble in water, insoluble in alcohol; used in gastralgia. **s. bisulphate,** $NaHSO_4 + H_2O$; it is used as a means of rendering water infected by typhoid bacilli drinkable and harmless for troops in the field. **s. bisulphite** (*sodii bisulphis*, U. S. P.), $NaHSO_3 + H_2O$, opaque prisms or granular powder of disagreeable taste, soluble in 4 parts o, water, 72 parts of alcohol, or 2 parts of boiling water. It is antipyretic and antiseptic, used in gastric fermentation and as a parasiticide in skin diseases. Dose 10–30 gr. (0.65–2.0 Gm.). Syn., *leucogen*. **s. biurate,** the deposit of this salt in or upon the tissues of the joints is held to be the etiological factor in arthritic manifestations of gout. **s. borate** (*sodii boras*, U. S. P., B. P.), borax, $Na_2B_4O_7.10H_2O$, is used in dysmenorrhea, in uric-acid diathesis, in stomatitis, and as an antiseptic. In over-doses it is a depressant poison. See *boron*. **s. borobenzoate,** a compound of borax, 3 parts, and sodium benzoate, 4 parts, dissolved in water and evaporated. **s. borosalicylate,** a hard mass obtained by triturating 32 parts of sodium salicylate and 25 parts of boric acid with a little water; it is a soluble antiseptic. Syn., *borsalicylate; borsalyl; borosalicyl*. **s. borosulphate,** $SO_2.OBO.Na$, odorless, vitreous masses of faint, harsh, acidulous taste, soluble in 5 parts of water. It is an internal and external antiseptic. Dose 5–10 gr. (0.3–0.6 Gm.) 5 or 6 times daily, in water. Application, 1 to 2% solution. Syn., *borol*. **s. bromide** (*sodii bromidum*, U. S. P., B. P.), NaBr, is used like the other bromides. Dose $\frac{1}{2}$–2 dr. (2–8 Gm.). **s. cacodylate, s. methylarsenate.** See *arrhenal* and *neoarsycodyl*. **s. caffeine sulphate, s. caffeine sulphonate, s. and caffeine sulphonate,** $C_8H_9N_4O_2.SO_3Na$, soluble in 50 parts of water, in 7 parts of boiling water; used as a diuretic in obesity and dropsy. Syn., *symphorol-sodium; symphorol N*. **s. cantharidinate,** a compound of cantharidin, 0.2 Gm., and sodium hydroxide, 0.3 Gm., dissolved in 20 Cc. of water with heat; the solution is

made up to 1000 Cc. It is used subcutaneously in tuberculosis of the throat. Dose 8 gr. (0.5 Gm.). **s. carbolate.** See *s. phenate.* **s. carbonate,** $Na_2CO_3.10H_2O$, is used as an antacid, and locally in diseases of the skin and in superficial burns. Dose 10 gr.–½ dr. (0.65–2.0 Gm.). *Dried sodium carbonate* is used like the carbonate. Dose 5–15 gr. (0.32–1.0 Gm.). **s. carbonate, monohydrated** (*sodii carbonas monohydratus*, U. S. P.), $Na_2CO_3 + H_2O$. Dose 4 gr. (0.25 Gm.). **s. cetrarate,** $Na_2C_{18}H_{14}O_8$, a microacicular powder, soluble in water and used as a tonic. Dose 2–15 gr. (0.13–1.0 Gm.). **s. chlorate** (*sodii chloras*, U. S. P.), $NaClO_3$, has medicinal properties similar to those of potassium chlorate, but is more soluble. Dose 5–15 gr. (0.32–1.0 Gm.). **s. chloride** (*sodii chloridum*, U. S. P., B. P.), NaCl, common salt, is a constituent of animal fluids and tissues and of food. In medicine it is used as a stomachic; in hemoptysis; as an application to sprains and bruises; as a tonic and stimulant in the form of salt-water baths; as a cathartic; and in the form of a 0.6-0.75% solution to replace the loss of fluids from hemorrhage or profuse diarrhea, being used as an intravenous, subcutaneous, or rectal injection. **s. chloroborate,** a combination of boric acid, borax, sodium chloride, and sodium sulphate used as an antiseptic in typhoid, etc. **s. choleate,** dried purified oxgall, a yellow powder, soluble in water, and used as a tonic and laxative in chronic constipation. Dose 5–10 gr. (0.32–0.65 Gm.). **s. cinnamate,** $NaC_9H_7O_2$, a white powder, soluble in water; used intravenously in tuberculosis. Dose ½–¼ gr. (0.005–0.009 Gm.) thrice weekly. Syn., *hetol.* **s. citrate** (*sodii citras*, U. S. P.), $2Na_3C_6H_5O_7 + 11H_2O$. Dose 15 gr. (1 Gm.). **s. citrate, neutral,** $2Na_3C_6H_5O_7 + 11H_2O$, white crystals, soluble in water; used as a purgative in diseases of genitourinary origin, fever, etc. Dose 10–60 gr. (0.65–4.0 Gm.). **s. citrobenzoate,** a white, bulky powder, soluble in water; diuretic, antiseptic, and antilithic. **s. citrophosphate.** See *melachol.* **s. citrotartrate** (*sodii citrotartras effervescens*, B. P.), is refrigerant and laxative. Dose 1–2 dr. (4–8 Gm.). **s. copaivate,** $NaC_{20}H_{19}O_2$, a yellow, powdery mass, soluble in water, used as antiseptic and diuretic. Dose 10–30 gr. (0.65–2.0 Gm.). **s. corallinate.** See *s. rosolate.* **s. cresylate,** used as in cresol. **s.-diiodoparaphenol sulphonate.** See *s. sozoiodolate.* **s. diiodosalicylate,** $2NaC_7H_3I_2O_3 + 5H_2O$, white needles or leaflets, soluble in 50 parts of water at 20° C. It is analgesic and antiseptic and used externally on parasitic and syphilitic sores. **s. dioxide,** Na_2O_2, a white powder, soluble in water, used as a bleaching agent and disinfectant in dentistry. Syn., *sodium peroxide.* **s. diphosphate,** same as sodium phosphate, *q. v.* **s. dithionate.** See *s. thiosulphate.* **s. α-dithiosalicylate,** $Na_2C_{14}H_8O_6S_2$, a yellowish powder, soluble in water, used in foot-and-mouth disease. **s. β-dithiosalicylate,** $Na_2C_{14}H_8O_6S_2$, a grayish powder, more soluble in water than the alpha salt. It is used internally in rheumatism, gonorrhea, etc. Dose 1–10 gr. (0.065–0.65 Gm.). Wash in foot-and-mouth disease 2.5 to 5% solution. **s.-ethoxyphenyl succinamide.** See *s. phenosuccinate.* **s. ethylate,** $NaOC_2H_5$, is used as a caustic. **s. ethylsulphate,** $NaC_2H_5SO_4 + H_2O$, flat, aromatic crystals, soluble in water or alcohol; used in constipation. Dose 60–300 gr. (4–20 Gm.). **s. fluoride,** NaF, shining crystals, soluble in water, used internally in malaria, epilepsy, etc. Dose ½–⅛ gr. (0.005–0.01 Gm.) in solution with sodium bicarbonate; externally as an antiseptic dressing for wounds. Syn., *fluorol.* **s. fluosilicate.** See *s. silicofluoride.* **s. glycerinoborate, s. glyceroborate,** glycerite of borax obtained by heating 40 parts of borax with 60 parts of glycerol and forming a translucent, brittle mass, soluble in water or alcohol; antiseptic. **s. glycerinophosphate, s. glycerophosphate,** $Na_2PO_4C_3H_5(OH)_2 + H_2O$, soluble in water; used in neurasthenia, Addison's disease, phosphaturia, etc. Injections, 3–4 gr. (0.2–0.26 Gm.) daily in solution of sodium chloride. **s. glycholate,** $NaC_{26}H_{42}NO_6$, a white powder, soluble in water or alcohol; used in chronic constipation and tuberculosis, and as a remedy for gall-stones. Dose 5 gr. (0.32 Gm.) thrice daily. **s.-guaiacol carbonate,** a white powder, soluble in water, similar to but milder than sodium salicylate in action. **s. gynocardate.** $NaC_{14}H_{21}O_2$, a yellow-white powder, soluble in water and alcohol; an antiseptic and alterative, used in leprosy. Dose 5–15 gr. (0.32–1.0 Gm.) twice daily in capsules containing 3 gr. each. **s. hippurate,** $NaC_9H_8NO_3$, a white powder, soluble in boiling water; a solvent for uric acid. **s. hydrate.** See *s. hydroxide.* **s. hydroxide** (*sodii hydroxidum*, U. S. P.; *soda caustica*, B. P.), NaOH, is an extremely corrosive substance, occurring in the form of white pencils; it is used as a caustic and as an antacid, like the bicarbonate. From it is prepared *liquor sodii hydroxidi* (U. S. P.). Dose 5–30 min. (0.32–2.0 Cc.). **s. hypochlorite,** NaOCl, is a constituent of *liquor sodæ chlorinatæ* (U. S. P., B. P.), Labarraque's solution. **s. hypophosphite** (*sodii hypophosphis*, U. S. P., B. P.), $NaPH_2O_2H_2O$, is used like the other hypophosphites in pulmonary tuberculosis, scrofula, rickets, etc. Dose 10–30 gr. (0.65–2.0 Gm.). **s. hyposulphite.** See *s. thiosulphate.* **s. ichthyol, s. ichthyolsulphonate,** a dark-brown mass prepared by neutralizing ichthyol-sulphonic acid with an aqueous solution of sodium hydroxide. **s. indigo-sulphate,** indigo-carmin. **s. iodide** (*sodii iodidum*, U. S. P., B. P.), NaI, is used like potassium iodide. **s. kussinate,** $NaC_{31}H_{37}O_{10}$, an intensely bitter, yellowish, amorphous mass, soluble in hot water and alcohol; used as a vermifuge. **s. lactate,** $NaC_3H_5O_3$, a thick syrup used as a hypnotic. Dose 2–4 dr. (8–16 Gm.) in sweetened water. **s. and magnesium borocitrate,** a white antiseptic powder used in lithiasis. Dose 5–30 gr. (0.32–2.0 Gm.). **s. mercurophenyl disulphonate.** See *hermophenol.* **s. metavanadate,** an alterative and succedaneum for arsenic. Dose $\frac{1}{30}$–⅛ gr. (0.001–0.008 Gm.). **s.-methoxysalicylate.** See *s.-guaiacol carbonate.* **s. methylarsenite.** See *neoarsycodil.* Cf. *arrhenal.* **s. β-naphtholate, s.-betanaphthol, s-naphthol,** microcidin. **s. nitrate** (*sodii nitras*, U. S. P., B. P.), $NaNO_3$, has been used in dysentery. Dose ½–1 oz. (16–32 Cc.). **s. nitrite** (*sodii nitris*, U. S. P., B. P.), $NaNO_2$, colorless crystals, soluble in water, used as a diuretic and antispasmodic like the other nitrites, but its effects are more slowly produced and more permanent. Dose ½–2 gr. (0.032–0.13 Gm.). Recommended for lowering blood-pressure in doses of 2–3 gr. (0.13–0.2 Gm.) every 2 to 4 hours. See *nitrite.* **s. nitroprusside,** $Na_2Fe(CN)_5NO$, is used as a reagent. **s.**

nucleinate, a white powder, soluble in water, used in puerperal affections and pneumonia and in diagnosing tuberculosis. Dose 30–46 gr. (2–3 Gm.). **s. oleate,** a compound of $NaC_{18}H_{33}O_2$, with excess of oleic acid, a yellowish mass, soluble in water. Syn., *eunatrol.* **s. orthodinitrocresylate.** See *antinonnin.* **s. orthophosphate.** See *s. phosphate.* **s. ossalinate,** a substitute for cod-liver oil; the sodium compound of the acid of ox-marrow. **s. α-oxynaphtholate,** $C_{10}H_6(OH).COONa$, a white, odorless powder, antiseptic and antithermic in action. **s. paracresotate,** $NaC_8H_7O_3Na$, a fine, microcrystalline, bitter powder, soluble in 24 parts of warm water, used as an antipyretic and antiseptic. Dose 1–20 gr. (0.065–1.3 Gm.). **s. parafluorobenzoate,** is used in tuberculous processes. Dose 8 gr. (0.5 Gm.) 3 times daily. **s. peroxide.** See *s. dioxide.* **s. persulphate,** $Na_2S_2O_8$, a bactericide and vulnerary, used in 3 to 10 % solution. It is also used as an aperient, 30 gr. (2 Gm.) in 10 oz. (295 Cc) of water, 1 tablespoonful daily before the principal meals. Syn., *persodine.* **s.-phenacetinsulphonate,** a soluble succedaneum for acetphenetidin. **s. phenate,** NaC_6H_5O, white crystals, soluble in water, used as an antiseptic. Dose 2–10 gr (0.13–0.65 Gm.). **s.-phenolphthaleinate.** See *s. phenolsulphonate.* **s. phenolsulphonate** (*sodii phenolsulphonas,* U. S. P.), $NaC_6H_5O_4S + 2H_2O$, is used locally as an antiseptic and internally as an antiseptic in intestinal fermentation. Dose 10–30 gr. (0.65–2 0 Gm.). **s.-phenolsulphoricinate,** synthetic phenol, 20 %, and sodium sulphoricinate, 80 %; used in 20 % aqueous solution in skin diseases and in painting false diphtheric membranes, etc. **s. phenosuccinate,** the sodium salt of phenosuccin, a white powder, soluble in water. It is antipyretic and antineuralgic. Dose 7½–16 gr. (0.5–1.0 Gm). **s. phosphate** (*sodii phosphas,* U. S. P., B. P.), disodium orthophosphate, $Na_2HPO_4 + 12H_2O$, occurs in colorless, translucent, monoclinic prisms, of a saline taste. It is soluble in boiling water and melts at 25° C. It is a mild cathartic and antilithic. Dose 5–40 gr. (0.32–2.6 Gm.). **s. phosphate, effervescing** (*sodii phosphas effervescens,* U. S. P., B P.), is used like the phosphate. Dose 2–4 dr. (8–16 Gm.). **s. phosphate, exsiccated** (*sodii phosphas exsiccatus,* U. S. P). Dose 15 gr. (1 Gm.). **s. polyborate.** See *s. tetraborate* **s. and potassium tartrate,** Rochelle salt; see *potassium and sodium tartrate.* **s. pyrophosphate** (*sodii pyrophosphas,* U. S. P.), $Na_4P_2O_7 + 10H_2O$, is used for preparing ferric pyrophosphate; soluble in boiling water; used in lithiasis. Dose 2–20 gr. (0.13–1.3 Gm.). **s.-rosanilinsulphonate,** $NaC_{20}H_{18}NO_{10}S_3$, crystals with green luster obtained from fuchsin by action of fuming sulphuric acid. Syn., *acid fuchsin; fuchsin-sodium; magenta; rubin.* **s. rosolate,** $NaC_{20}H_{15}O_3$, red masses with green luster used as a dye. Syn., *sodium corallinate.* **s. saccharinate,** the sodium salt of soluble saccharin; a white, crystalline powder containing 90 % of saccharin, soluble in water and having a sweetening capacity 450 times greater than cane-sugar. It is recommended as a valuable intestinal antiseptic. Dose 1 gr. (0.065 Gm.) once or twice daily. Syn., *crystallose.* **s. salicylate** (*sodii salicylas,* U. S. P., B. P.), $NaC_7H_5O_3$, has the properties and uses of salicylic acid. It occurs in shining white scales, soluble in 0 9 part of water or 6 parts of alcohol. It is antiseptic, antirheumatic, and antipyretic. Dose 2–30 gr. (0.13–2.0 Gm.); maximum dose 60 gr. (4 Gm.) single. **s. santoninate,** $2NaC_{15}H_{19}O_4 + 7H_2O$, bitter acicular crystals in stellate groups, soluble in 3 parts of water, 12 parts of alcohol, 0.5 of boiling water, 3.4 of boiling alcohol. It is given for intestinal worms. Dose for adults ½–1 gr. (0.016–0.065 Gm.). **s. silicate,** Na_2SiO_3, whitish crystals occurring in flat pieces, used in preparing *liquor sodii silicatis,* which is employed as a surgical dressing. Syn., *soluble glass.* **s. silicofluoride,** Na_2SiF_6, white crystals or granular powder soluble in 200 parts of water. It is used as a styptic, antiseptic, and germicide in aqueous solution of 2.1000. Its solution is known as *salufer.* **s. sozoiodolate,** $NaOC_6H_2I_2OHSO_3 + 2H_2O$, long crystals, soluble in 14 parts of water, alcohol, or 20 parts of glycerol. It is alterative and antiseptic. Dose 5–30 gr. (0.32–2.0 Gm.) daily. In whooping-cough 3 gr. (0.2 Gm) blown into the nose. Externally in skin diseases, syphilis, etc., ointment 10 %, or 1 % aqueous solution. **s. stearate, s. stearinate,** $NaC_{18}H_{35}O_2$, soapy, acicular crystals or scales, soluble in water; it is used in treatment of parasitic skin diseases. **s. succinate,** $Na_2C_4H_4O_4 + 6H_2O$, white crystals, freely soluble in water, recommended in catarrhal icterus. Dose 45 gr. (3 Gm.) daily. **s. sulphanilate,** $C_6H_4NH_2SO_3ONa.2H_2O$, white plates, soluble in water, recommended in coryza. **s. sulphantimonate,** $Na_3SbS_4 + 9H_2O$, large yellow or colorless crystals with alkaline reaction, soluble in water. Syn., *Schlippe's salt.* **s. sulphate** (*sodii sulphas,* U. S. P., B. P.), $Na_2SO_4.10H_2O$, Glauber's salt, is a hydragogue cathartic and diuretic. Dose ½–1 oz. (16–32 Gm.). **s. sulphate, effervescing** (*sodii sulphas effervescens,* B. P.), is used for the same purpose as the sulphate. Dose 2–4 dr. (8–16 Gm.). **s. sulphite** (*sodii sulphis,* U. S. P., B. P.), $Na_2SO_3 + 7H_2O$, is used as is sodium thiosulphate. **s. sulphite benzoate,** a white powder, soluble in water; it is used as a wound antiseptic in the form of a dusting-powder. **s. sulphocaffeate,** bitter crystals, slightly soluble in water; a nontoxic, nonirritating, powerful diuretic. Dose 15 gr. (1 Gm.) in capsules. Syn., *nasrol; symphorol.* **s. sulphocarbolate.** See *s. phenolsulphonate.* **s. sulphoricinate,** a compound of sulphoricinic acid and sodium hydroxide. A brown, syrupy liquid, soluble in alcohol and water; used as a solvent for iodine, iodoform, etc. Syn., *polysolve; solvin.* **s. sulphoricinate, phenolized.** See *s.-phenolsulphoricinate.* **s. sulphosalicylate, acid,** $NaC_7H_5O_3SO_3$, white, crystalline powder, soluble in water, used as an antiseptic and antipyretic. Dose 10–30 gr. (0.65–2.0 Gm.) **s. sulphovinate.** See *s. ethylsulphate.* **s. sulphurosobenzoate,** a clear, colorless liquid, said to be a harmless antiseptic for wounds. **s. tartrate,** $Na_2C_4H_4O_6 + 2H_2O$, white needles or prisms, soluble in water. Cathartic and diuretic. Used as an antacid and refrigerant in fevers. Dose 4–8 dr. (15–30 Gm.) once a day. **s. taurocholate,** $NaC_{26}H_{44}NSO$, a white powder, obtained from bile of herbivora, soluble in water or alcohol. It is used in deficient biliary secretion. Dose 2–6 gr. (0.13–0.4 Gm.). **s. tellurate,** $NaTeO_4 + 5H_2O$, a white powder, soluble in water. Used as an antipyretic, antiseptic, and antihidrotic. Dose ½–¾ gr. (0.016–

0.05 Gm.) in elixirs. **s. tetraborate,** a compound of equal parts of boric acid and sodium biborate, forming an unctuous, insipid powder, neither toxic nor caustic. It is used in conjunctivitis and keratitis. Syn., *antipyonin.* **s. thioantimonate.** See *s. sulphantimonate.* **s. thiophenate,** $C_6H_5S.SO_3Na$, a white powder, slightly soluble in water; used on prurigo in 0.5 to 1 % ointment. **s. thiophenesulphonate,** $NaC_4H_3S_2O_3 + H_2O$, a white, scaly powder, containing 33 % of sulphur; used as an antiseptic on prurigo and skin diseases in 5 to 10 % ointment. **s. thiosulphate** (*sodii thiosulphas*, U. S. P.), $Na_2S_2O_3 + 5H_2O$, is used to check fermentation, and locally in parasitic diseases of the skin and mouth. Dose 10–20 gr. (0.65–1.3 Gm.) **s. trichlorocarbolate, s. trichlorophenol,** $C_6H_2Cl_3.ONa$, white needles or crystalline powder, soluble in hot water; antiseptic. **s.-tumenol sulphonate,** a compound of sodium and sulphotumenolic acid. A dark-colored, dry powder, soluble in water. Syn., *tumenol.* **s. tungstate,** $Na_2WO_4 + 2H_2O$, colorless, rhombic, bitter crystals, soluble in 4 parts of water and 2 parts of boiling water Syn., *sodium wolframite.* **s. valerate, s. valerianate** (*sodii valerianas*, B. P.), is used as a nervous stimulant. Dose 1–5 gr. (0.065–0.32 Gm.) **s. xanthogenate,** $NaC_3H_5OS_2$, a compound obtained by adding a saturated alcoholic solution of soda to carbon disulphide It is antiseptic and germicide

sodokosis (*sod-o-ko'-sis*). Sodoku

sodoku (*sod-o'-koo*). A condition which follows the bite of rats; characterized by lymphangitis, rise of temperature, and a maculo-papular eruption.

sodomist, sodomite (*sod'-om-ist, sod'-om-it*) [*sodom*]. One guilty of sodomy

sodomy (*sod' om-e*) [*Sodom*, a city of ancient Palestine] Sexual connection by the anus.

sodor (*so'-dor*). Capsules of liquid carbonic acid for preparation of carbonated beverages.

Soemmering's bone (*sem'-er-ing*) [Samuel Thomas von *Soemmering*, German anatomist, 1755–1830] The marginal process of the malar bone. **S.'s crystalline swelling,** an annular swelling formed in the lower part of the capsule, behind the iris, after extraction of the crystalline lens. **S.'s foramen.** See *S.'s yellow spot.* **S.'s ganglion, S.'s gray substance,** the substantia nigra (locus niger) of the cerebral peduncles **S.'s ligament,** the suspensory ligament of the lacrimal gland. **S.'s nerve,** the long pudendal nerve. **S.'s yellow spot,** the macula lutea of the retina

sofos (*so'-fos*). Trade name of a preparation containing sodium phosphate and sodium bicarbonate.

soft. Yielding readily to pressure; not hard. **s. palate.** See *palate.* **s. parts,** the tissues of the body other than bone and cartilage. **s. soap.** See *soap, green.* **s. water,** one containing but little mineral matter and forming free lather with soap.

softening (*sof'-en-ing*) [ME.]. The act of becoming less cohesive, firm, or resistant. **s., acute gastric,** a disease of childhood in which the stomach and intestines are said to undergo softening. It is probably a post-mortem phenomenon. **s., anemic,** disintegration and liquefaction of the brain-substance from lack of blood-supply. **s. of the bones,** osteomalacia. **s. of the brain,** a disease of the cerebral tissue dependent upon inflammation or blood failure, the symptoms varying according to the part affected, but consisting in loss of function, partial or complete. According to the appearances presenting the softening has been distinguished as red, yellow, or white. See *general paralysis of the insane.* **s. colliquative,** the name applied to that condition in which the affected tissues liquefy. **s., esophageal,** softening of the lower portion of the esophagus due to the solvent action of the gastric juice. **s., gray,** an inflammatory softening of the brain or cord with a gray discoloration. **s., green,** a purulent softening of nervous matter. **s. of the heart,** myomalacia cordis, a softening of the cardiac muscle consequent on arterial anemia. **s., hemorrhagic,** the softening of parts involved in a hemorrhage. **s., mucoid,** myxomatous degeneration. **s., red** *or* **yellow** (of the brain), when hemorrhage accompanies the ischemic softening, and the products of disintegration of the blood mingle with the nerve substance, giving it a red or yellow hue. **s. of the spinal cord,** various stages in myelitis known by the terms gray, green, red, white, and yellow softening. **s. of the stomach,** gastromalacia, consequent upon highly acid contents with a feeble circulation in the walls, but usually a post mortem phenomenon. See *auto-digestion.* **s. of a thrombus,** may be *simple* or *red, purulent* or *yellow,* the latter resulting in the extremely unfavorable condition of *thrombophlebitis.* **s., white** (*of the brain*), when the ischemia is unaccompanied with hemorrhage.

soil [ME.]. The ground; earth **s.-diseases,** those diseases supposed to be produced by emanations from a decomposing organic soil, or arising from imperfect drainage of decaying animal matter. **s. pipe,** the main discharge-pipe of a system of house-plumbing; usually an upright, hollow cylinder of iron. **s. water.** See *subsoil-water.*

soja-beans, soy-beans (*so'-yah*). The edible seeds of *Glycine soja,* a leguminous plant of the East Indies. The meal of the soja-beans is used in diabetes They contain a diastatic ferment, casein, cholesterin, lecithin, asparagin, leucin, cholin, hypoxanthin bases, phenylamidopropionic acid, oil (18 %), sugar (12 %).

sokosho (*sok-o'-sho*). Rat-bite fever; see *sodoku.*

sokra [E Ind., "without flesh or blood; skeleton"]. Vernacular for trypanosomiasis (*q. v.*).

sol (*sol*). A colloid in solution.

sol. Abbreviation of *solution.*

solanidine (*so-lan'-id-in*) An alkaloid obtained by decomposing solanine.

solanine (*so'-lan-in*) [*solanum*, the nightshade]. An alkaloid found in various species of solanum.

solanism (*so'-lan-izm*). Nightshade poisoning from ingestion of berries of *Solanum dulcamara* or *S. nigrum,* or rarely through eating unripe potatoes; due partly to the contained glucoside causing vomiting, pain, and diarrhea, partly to tropeine, marked by symptoms of belladonna poisoning.

solanoid (*sol'-an-oid*) [*solanum*, nightshade; *εἶδος*, like]. Of a potato-like texture, as a solanoid carcinoma.

solanoma (*so-lan-o'-mah*). A solanoid tumor.

Solanum (*so-la'-num*) [L.]. A genus of the *Solanaceæ,* including the tomato, potato, bittersweet, and black nightshade. *S. carolinense,* horse-nettle, is indigenous to the United States.

a fluidextract from the fresh berries is recommended in epilepsy, tetanus, and convulsions of pregnancy. Dose 10–30 min. (0.6–1.8 Cc.). It is also used as an abortifacient. *S. crispum*, *S. gayanum*, and *S. tomatillo* are indigenous to Chili and Peru. *S. dulcamara*, bittersweet, is indigenous to Europe and Asia, and contains dulcamarine and solanine. An extract from the young branches is employed as an alterant and diuretic in dropsy, cutaneous diseases, and rheumatism. Dose 5–20 gr. (0.32–1.3 Gm.). *S. insidiosum* and *S. paniculatum*, jurubeba, are species of Brazil, and are alterative and antiblennorrheic. *S. nigrum*, night-shade, is found in Europe, Asia, and America, is used as a diuretic and emetic, and externally as a cataplasm. *S. tuberosum* is the potato, indigenous to Chili; it contains solanine, solanidine, solanemine, and a small amount of tropeine. The tubers contain the proteid tuberin.

solar ganglion (*so'-lar*) [*solaris*, from *sol*, the sun, so-called because of the radiating nerves]. See under *s. plexus*. **s. plexus,** a plexus consisting of a network of nerves and ganglia (*solar ganglia*), and situated behind the stomach and in front of the aorta and crura of the diaphragm. It receives the great splanchnic nerves and filaments from the right pneumogastric nerve, and supplies branches to all the abdominal viscera.

solarity (*so-lar'-it-e*) [*solar* plexus]. A malady due to a disordered condition of the solar plexus.

solarium (*so-la'-re-um*) [*solaris*, solar; *sol*, sun]. A room enclosed with glass, and arranged for the administration of sun-baths.

solarization (*so-lar-i-za'-shun*) [*sol*, the sun]. The application of solar or electric light for therapeutic purposes.

solaro (*so-la'-ro*) [*sol*, the sun]. A cloth, shot with an orange colored material, and recommended for use in tropical countries as a protection from the rays of the sun.

solation (*sol-a'-shun*). Conversion of a gel into a sol.

Solayrès' obliquity (*so-lār-a*) [François Louis Joseph *Solayrès de Renhac*, French obstetrician, 1737–1772]. Lateral obliquity. Descent of the child's head by its occipitomental diameter into the oblique diameter of the pelvis.

Soldaini's solution for glucose (*sol-dah-e'-ne*) [Arturo *Soldaini*, Italian chemist]. Fifteen Gm. of copper carbonate dissolved in 1400 Cc. of water, to which is added 416 Gm. of potassium bicarbonate. A reduction of copper suboxide is obtained by heating the foregoing solution with a glucose solution.

sole (*sōl*) [ME.]. The plantar surface of the foot. **s.-leather.** See *leather*. **s.-plate,** (*a*) the name given by Boas to the palmar side of claws and hoofs, as distinguished from the volar side (*Sohlenhorn*); (*b*) the flattened nucleated mass of soft, faintly granular protoplasm closely applied to the surface of a voluntary muscle to receive the ultimate fibrillæ of the medullated nerve-fibers composing its motor supply. It forms part of the motor disc or endplate. **s.-reflex.** See *reflex, plantar*.

solen (*so'-len*) [σωλήν, a channel]. 1. A channel. 2. The central canal of the spinal cord.

solenchalasis (*so-len-o-kal-a'-sis*) [σωλήν, channel; χαλαστικός, making supple]. Dilatation of a tubular organ.

solenoid (*so'-len-oid*) [σωλήν, a pipe; εἶδος, likeness]. A spiral of conducting wire wound into a cylindrical shape so that it is almost equivalent to a number of equal and parallel circuits arranged upon a common axis; in therapeutics the name is applied to a large cage used for holding the patients in teslaization in such manner that they are not in direct communication with the current.

solenstegnosis (*so-len-o-steg-no'-sis*) [σωλήν, a channel; στέγνωσις, stenosis]. Constriction of a tubular organ.

soleus (*so-le'-us*). A flat muscle of the calf. See under *muscle*.

solferino (*sol-fer-e'-no*) [an Italian city, the scene of a battle]. A synonym of *fuchsin*.

solicictus (*so-lis-ik'-tus*). Synonym of *heat-stroke*.

solid (*sol'-id*) [*solidus*, solid]. 1. Firm; dense; not fluid or gaseous. 2. Not hollow. 3. A firm body; a body the molecules of which are in a condition of strong mutual attraction.

Solidago (*sol-id-a'-go*) [*solidus*, solid: *gen.*, *solidaginis*]. Golden-rod, a genus of some 100 species of composite flowered plants, mostly American. **S. odora,** is carminative, diaphoretic, stimulant, diuretic, and antemetic. **S. rigida,** is tonic and astringent. **S. virgaurea,** of both continents, is astringent, tonic, and vulnerary.

solidarity (*sol-id-ar'-it-e*) [*solidus*, solid]. The unitary nature of the relations of the various parts of an organism, whereby all individual parts are subordinated to the welfare of the whole.

solidification (*sol-id-if-ik-a'-shun*) [*solidus*, solid; *facere*, to make] The act of becoming solid, or of possessing molecular attraction.

solidism (*sol'-id-izm*) [*solid*]. The theory that diseases depend upon alterations in the solids of the body.

solidist (*sol'-id-ist*) [*solidus*, solid]. The name given to one opposed to the doctrines of the humoralists.

solitary (*sol'-it-a-re*) [*solitarius*, solitary]. Single; existing separately; not collected together. **s. bundle, s. fasciculus,** a strand of nerve-fibers in the medulla. **s. follicles, s. glands,** minute lymphatic nodules in the mucous membrane of the intestine.

solium (*so'-le-um*). A variety of tape worm. See *taenia solium*.

sollunar (*sol-lū'-nar*) [*sol*, sun; *luna*, moon]. Influenced by or relating to the sun and the moon.

Solly's arciform band. See *Rolando's arciform fibers*.

solmides (*sol'-mīdz*). Trade name of a preparation of the bromides of ammonium, potassium and sodium.

soloid (*sol'-oid*). Trade name applied to chemical and other substances which are compressed.

Solomon's seal (*sol'-o-monz sēl*). The root of *Convallaria polygonatum*, a tonic, mucilaginous and slightly astringent. It was formerly a popular domestic remedy for rheumatism and gout, and is externally employed in contusions. Dose of the fldext. ʒ j–ij.

solphinol (*sol'-fe-nol*). A mixture of borax, boric acid, and sulphurous alkalies; a white, crystalline, odorless powder, soluble in 10 parts of water or in 20 parts of glycerol. It is used as an antiseptic.

Solpugidæ (*sol-pū'-je-de*) [*solpuga*, a venomous spider]. A group of spider-like arachnids having closer relationship to the scorpions than to the true spiders. Their bite is poisonous.

solubility (*sol-ū-bil'-it-e*) [*solubilis*, from *solvere*, to dissolve]. The state of being soluble.

soluble (*sol'-ū-bl*). Capable of being dissolved.

solubrol (*sol'-ū-brol*). Trade name of a preparation used as a substitute for iodoform.

solurol (*sol'-ū-rol*). Trade name of a preparation of thyminic acid; said to be a uric acid solvent.

solute (*so-lūt'*). The substance dissolved in a solution.

solutio (*so-lū'-she-o*). See *solution*.

solution (*so-lū'-shun*) [*solutio*, from *solvere*, to loosen]. 1. A separation or break, as *solution* of continuity. 2. The process of dissolving a solid or of being dissolved. 3. A liquid in which a substance has been dissolved. **s., acid,** one which has a preponderance of hydrogen ions over hydroxyl ions. **s., alkaline,** one which has an excess of hydroxyl ions over hydrogen ions. **s., colloidal,** one obtained by dipping bars of metal into pure water and passing a heavy electric current from one bar to the other through the water. The metal under these conditions is torn off in a state of such fine division that it remains suspended in the water in the form of a solution. Syn., *pseudosolution*. **s. of contiguity,** a dislocation. **s. of continuity,** the division of a tissue. **s. of cresol, compound** (*liquor cresolis compositus*, U. S. P.), cresol, 500 Gm.; linseed-oil, 350 Gm.; potassium hydroxide, 80 Gm.; water, to make 1000 Gm. **s. gram-molecular,** one in which each liter contains the weight of one molecule of the active chemical expressed in grams. **s.s, isotonic,** such as are equal in osmotic pressure. **solutio lithantracis acetonica,** a solution of coal-tar 10 parts, in benzol 20 parts, and acetone 77 parts. It is employed in skin diseases. **s., neutral,** one in which there are equal numbers of hydrogen ions and hydroxyl ions. **s., normal.** See *normal solution* **s., normal saline.** See *saline solution*. **s., potassium silicate,** a colorless, slightly turbid, syrupy liquid with alkaline reaction, consisting of 10 % of potassium silicate in water, $K_2SiO_3H_2O$. **solutio retinæ,** detachment of the retina. **s., saturated.** See *saturated* (1). **s., standard,** a solution containing a definite quantity of a reagent. **s., test-,** a standard solution. **s., volumetric,** a standard solution. **s., water-glass.** See *s., potassium silicate*. (For solutions not defined here see the qualifying word.)

solutol (*sol-ū'-tol*) [*solution*]. An alkaline solution of cresol in sodium cresylate; a disinfectant.

solv. Abbreviation of Latin *solve*, dissolve.

solvella (*sol-vel'-ah*) [pl., *solvellæ*] A soluble tablet.

solvent (*sol'-vent*) [*solvere*, to dissolve]. 1. Capable of dissolving. 2. A liquid capable of dissolving.

solveol (*sol'-ve-ol*) A neutral solution of cresol in sodium cresylate, used as a disinfectant.

solvin (*sol'-vin*). Sodium sulphoricinate: one of a series of liquids obtained from certain oils by the action of concentrated sulphuric acid; it is a powerful solvent, and also possesses the property of dissolving the red corpuscles.

soma (*so'-mah*) [σῶμα, the body: *pl.*, *somata*]. 1. The body alone, considered without the limbs. 2. The entire body with the exclusion of the germ-cells

somacule (*so'-mak-ūl*) [dim. of σῶμα, the body]. A physiological unit corresponding to, but greatly more complex than, the chemical molecule; the smallest possible division of protoplasm.

somæsthesia. *Somatesthesia*.

somal (*so'-mal*). Pertaining to the body.

somascesis (*so-mas-se'-sis*). See *gymnastics*.

somatesthesia, somatæsthesia [σῶμα, body; αἴσθησις, sensation]. Bodily sensation, the consciousness of the body.

somatic (*so-mat'-ik*) [σωματικός, from σῶμα, body]. 1. Pertaining to the body. 2. Pertaining to the framework of the body and not to the viscera. 3. Having two sets of chromosomes, one set normally coming from the female parent and one from the male; as contrasted with germ cells having a single set of chromosomes. **s. cavity,** the body-cavity or perivisceral cavity. **s. cells,** undifferentiated body-cells or parenchyma-cells. **s. death,** the final cessation of all vital activities in the body at large; see *death*. **s. mesoderm,** the upper or outer leaf of the mesoderm separated by the cœlomic fissure from the lower or inner leaf. **s. musculature,** the muscles of the outer wall of the body somatopleure, as distinguished from those of the splanchnopleure, the splanchnic musculature.

somaticosplanchnic (*so-mat-ik-o-splank'-nik*) [σῶμα, body; σπλάγχνα, viscera]. Same as somaticovisceral.

somaticovisceral (*so-mat-ik-o-vis'-er-al*) [σῶμα, body; *viscera*]. Relating to the body and the viscera.

somatoblast (*so-mat'-o-blast*) [σῶμα, body; βλαστός, a germ]. Any plastidule from which cell-material (in contradistinction to nuclear material) is built up or developed.

somatochrome (*so-mat'-o-krōm*) [σῶμα, body; χρῶμα, color]. Applied by Nissl to a group of nerve-cells possessing a well-defined cell-body completely surrounding the nucleus on all sides, the protoplasm having a distinct contour, and readily taking a stain. This group is divided into arkyochrome, stichochrome, arkyostichochrome, and gyrochrome nerve-cells.

somatodidymus (*so-mat-o-did'-im-us*) [σῶμα, body; δίδυμος, twin]. A monster with united trunks.

somatodymia (*so-mat-o-dim'-e-ah*) [σῶμα, body; δύειν, to enter]. A twin monstrosity in which the trunks are united. There are several varieties: *ischiodymia*, union by the hips; *infraomphalodymia*, union in the inferior umbilical region; *omphalodymia*, union in the umbilical region; *supraomphalodymia*, union in the superior umbilical region; *sternodymia*, by the sternum; *sternoomphalodymia*, union by the sternal and the umbilical regions; *vertebrodymia*, union by the vertebræ.

somatogenic (*so-mat-o-jen'-ik*) [σῶμα, the body; γεννᾶν, to produce]. Pertaining to somatogeny.

somatogeny (*so-mat-oj'-en-e*) [σῶμα, body; γεννᾶν, to produce]. The acquirement of bodily characters, especially the acquirement of characters due to the environment.

somatologic (*so-mat-o-loj'-ik*) [σῶμα, body; λόγος, science]. Pertaining to somatology.

somatology (*so-mat-ol'-o-je*) [σῶμα, body; λόγος, science]. The study of anatomy and physiology of organized bodies; biology apart from psychology.

somatome (*so'-mat-ōm*) [σῶμα, body; τομή, a cutting]. 1. A transverse segment of an organized body; a somite. 2. An embryotome.

somatomegaly (*so-mat-o-meg'-al-e*) [σῶμα, body; μεγα, large]. Gigantism.

somatomic (*so-mat-om'-ik*) [σῶμα, body; τεμνεῖν, to cut]. Pertaining to a somatome.

somatopagus (*so-mat-op'-ag-us*) [σῶμα, body; πάγος, fixed]. A monstrosity having two trunks.

somatoplasm (*so'-mat-o-plasm*) [σῶμα, the body, πλάσμα, anything formed] The protoplasm of the body-cells, Weismann's term for that form of living matter which composes the mass of the body, and which is the subject of death, as distinguished from germ-plasm, which composes the reproductive cells and is possessed of potential immortality

somatopleural (*so-mat-o-ploo'-ral*) [σῶμα, body; πλευρά, side] Pertaining to a somatopleure

somatopleure (*so-mat'-o-ploor*) [σῶμα, body, πλευρά, the side] The body-wall, the somatic mesoblast

somatopsychic (*so-mat-o-si'-kik*) [σῶμα, body, ψύχη, soul] Pertaining to both the body and mind

somatose (*so'-mat ōs*) [σῶμα, body] A proprietary albumose food-product **s, ferro-, s., iron,** a preparation of somatose containing 2 % of iron Dose 75–150 gr (5–10 Gm.) daily **s, milk,** a tasteless, inodorous food in the form of a powder prepared from milk with 5 % of tannic acid, used in chronic diseases of the digestive tract Dose for adults 2 or 3 tablespoonfuls (30–45 Cc.) daily

somatosplanchnopleuric (*so-mat-o-splank-no-ploo'-rik*) Relating to the somatopleure and the splanchnopleure

somatotomy (*so-mat-ot'-o-me*) [σῶμα, body, τομή, section] Anatomy, dissection

somatotridymus (*so-mat o trid'-im us*) [σῶμα body, τρίδυμος, triple] A monster with three trunks or bodies

somesthetic, somæsthetic (*so-mes thet'-ik*) [σῶμα, body, αἴσθησις, sensation] Pertaining to general sensory structures **s. area,** Munk's *Korperfühlsphäre,* the region of these cortex in which the axons of the general sensory conduction-path terminate **s path,** the general sensory conduction-path leading to the cortex

somiology (*so-mi-ol' o-je*) [σῶμα body, λόγος, science] A term proposed by Rafinesque, 1814, as a common name under which to consider the phenomena of organic nature, now covered by the term biology Syn., *organology, organomy*

somite (*so'-mīt*) [σῶμα, body] 1 A segment of the body of an embryo 2 One of a series of segments of the mesoblast on each side of the dorsal ridge of the embryo, a protovertebra, a protovertebral or mesoblastic somite

somitic (*so-mit'-ik*) [σῶμα, the body] Resembling or pertaining to a somite

somnacetin (*som-nas'-et-in*) [*somnus,* sleep] Trade name of a preparation said to contain phenacetin, sodium diethyl barbiturate and codeine phosphate, intended as a hypnotic and sedative.

somnal (*som' nal*) [*somnus,* sleep] A crystalline substance, a compound of chloral hydrate and urethane It is diuretic and hypnotic Dose 30 gr (2 Gm.).

somnambulance (*som-nam'-bū-lans*) Same as somnambulism

somnambulation (*som-nam-bū-la'-shun*) Same as somnambulism

somnambulator (*som-nam'-bū-la-tor*) Same as *somnambulist*

somnambulism (*som-nam' bū-lizm*) [*somnus,* sleep; *ambulare,* to walk] 1 The condition of half-sleep, in which the senses are but partially suspended, also sleep-walking, a condition in which the individual walks during sleep 2 The type of hypnotic sleep in which the subject is possessed of all his senses, often having the appearance of one awake, but whose will and consciousness are under the control of the hypnotizer **somnambulisme, provoque,** sleep-walking induced by mesmerism, hypnotism, or "electrobiology"

somnambulist (*som-nam'-bū-list*). One who walks in his sleep

somnial (*som'-ne-al*) [*somniatio,* dreaming] Relating to dreams

somniation (*som-ne-a'-shun*) [*somniatio*]. Dreaming

somniative, somniatory (*som'-ne-at iv, som'-ne-at-o-re*) Relating to dreaming, producing dreams

somniculous (*som-nik'-u-lus*) [*somnus,* sleep] Drowsy, sleepy

somnifacient (*som-ne fa'-shent*) [*somnus* sleep· *facere,* to make] 1 Producing sleep 2 A medicine producing sleep, a hypnotic

somniferin (*som-nif'-er-in*) [*somnus,* sleep, *ferre,* to bear] A morphine ether discovered by Bombelon, said to be stronger than morphine and without bad effects or influence upon the heart

somniferine (*som-nif' er ēn*) [*somnus* sleep *ferre,* to bear] An alkaloid derived from *Withania somnifera,* a solanaceous plant of Asia and the Mediterranean region It is said to be narcotic

somniferous (*som-nif'-er-us*) [*somnus,* sleep, *ferre,* to bear] Producing sleep

somnific (*som nif' ik*) [*somnus,* sleep] Causing sleep

somnifugous (*som nif'-ū gus*) [*somnus,* sleep, *fugere,* to flee] Driving away sleep

somniloquence, somniloquism somniloquy (*somnil' o kwens, som-nil'-o kwizm, som-nil'-o-kwe*) [*somnus,* sleep, *loqui* to talk] The act of talking during sleep

somniloquist (*som nil'-o-kwist*) One given to talking during sleep

somnipathist, somnipathy See *somnopathist, somnopathy*

somnoform (*som'-no form*) An anesthetic consisting of ethyl chloride 60 %, methyl chloride, 35 %, ethyl bromide 5 %

somnol (*som'-nol*) A synthetic product of chloralurethane with a polyatomic alcohol radical used as a hypnotic and cerebral sedative Dose 2–4 dr (7 7–15 5 Cc.)

somnolence (*som'-no-lens*) [*somnolentia, somnus,* sleep] A condition of drowsiness or sleep

somnolent (*som'-no-lent*) [*somnolentus*] Inclined to sleep

somnolentia (*som-no len' she-ah*) [L.] Sleep-drunkenness, a condition of incomplete sleep in which a part of the faculties are abnormally excited, while the others are in repose.

somnolescent (*som-no les' ent*) [*somnus,* sleep] 1 Drowsy 2 Inducing drowsiness

somnolism (*som'-no-lizm*) Hypnotism

somnone (*som'-nōn*) A proprietary hypnotic said to contain opium lupulin, and lactucarium Dose 16–32 min (1–2 Cc.)

somnopathist (*som-nop'-ath-ist*) [*somnus,* sleep, πάθος, disease] One subject to hypnotic trance

somnopathy (*som-nop'-ath-e*) 1 Any disorder of sleep 2 Hypnotic somnambulism

somnos (*som'-nos*) [*somnus,* sleep] A proprietary hypnotic formed by the chemical reaction between chloral hydrate and glycerol in certain proportions

somnovigil (*som-no-vij'-il*) See *coma-vigil*

somnus (*som'-nus*) [L.] Sleep, see *hypnosis*

sonifer (*son'-if-er*) [*sonus,* sound, *ferre,* to carry] A variety of ear-trumpet

sonitus (*son'-it-us*) See *tinnitus*

sonometer (*so-nom'-et-er*) [*sonus,* a sound, μέτρον, a measure] 1 An instrument for determining

the pitch of sounds and their relation to the musical scale. 2. An instrument for testing hearing.

sonorous (*so-no'-rus*) [*sonus*, sound]. Capable of producing a musical sound, resonant; of rales. low-pitched.

sonus (*so'-nus*). See *sound*.

soor. See *thrush*.

soot-cancer, soot-wart. Epithelioma of the scrotum; so-called from its frequency in chimney-sweeps.

sophisticate (*so-fis'-tik-āt*). To adulterate.

sophistication (*so-fis-tik-a'-shun*) [σοφιστικός, deceitful]. The adulteration or imitation of a substance.

sophol (*so'-fol*). Proprietary name of a compound of formaldehyde, nuclein and silver; silver methylene-nucleinate.

sophomania (*sof-o-ma'-ne-ah*) [σοφός, wise; μανία, madness]. Insanity in which the patient believes himself to excel in wisdom.

Sophora (*so-fo'-rah*) [Arab]. A genus of leguminous trees, shrubs, and herbs, mostly growing in warm regions. **S. sericea** (see *loco*) is a poisonous plant of the U. S.; its seeds contain sophorine **S. speciosa**, a tree of Texas, also yields sophorine.

sophorine (*so-fo'-rēn*) [Arab.]. A paralyzant, poisonous alkaloid which exists in the seeds of some species of *Sophora*.

sophronistæ dentes (*sof-ro-nis'-te-den'-tēz*). Wisdom teeth, or dentes sapientiæ.

sopor (*so'-por*) [L.]. Sleep, especially the profound sleep symptomatic of a morbid condition.

soporate (*so'-por-āt*) [*sopor*]. To stupefy; to render drowsy.

soporifacient (*so-por-if-a'-se-ent*) [*sopor*, sleep; *facere*, to make] A drug producing sleep, a hypnotic.

soporiferous (*so-por-if'-er-us*). See *soporific*.

soporific (*so-por-if'-ik*) [*sopor; facere*, to make] 1 Producing sleep. 2. A sleep producer. 3. Narcotic.

soporose, soporous (*so'-por-ōs, so'-por-us*) [*sopor*, sleep]. Sleepy, partaking of the nature of sound sleep.

sora (*so'-rah*). Synonym of *urticaria*.

sorbefacient (*sor-be-fa'-shent*) [*sorbere*, to suck; *facere*, to make]. 1. Promoting absorption 2. A medicine or agent that induces absorption

sorbefacin (*sor-be-fa'-sin*). Trade name of a paste said to consist of kaolin, glycerol, and antiseptics; intended for use in local inflammatory or painful conditions.

sorbic (*sor'-bik*) [*sorbus*, the sorb-tree] Pertaining to or derived from the mountain ash. **s. acid.** See *acid*.

sorbin (*sor'-bin*). See *sorbinose*.

sorbinose (*sor'-bin-ōs*) [*sorbus*, the sorb-tree]. *Sorbine*, a ketone alcohol, found in mountain-ash berries, and consisting of large crystals, which possess a very sweet taste. It reduces alkaline copper-solutions, but is incapable of fermentation under the influence of yeast.

sorbite (*sor'-bīt*) [*sorbus*, the sorb-tree]. $C_6H_{14}O_6 + H_2O$. A hexahydric alcohol occurring in mountain-ash berries, forming small crystals which dissolve readily in water. They melt at 110° C. Sorbite corresponds, in all probability, to grape-sugar.

sorbose (*sor'-bōs*). Same as *sorbinose*.

Sorby's cells (*sor'-be*). For *spectroscopic examination of blood;* a narrow-lumen glass receptacle made of barometer tubing, both ends of which are accurately ground to parallel surfaces, one end being cemented to a small polished glass plate.

sordes (*sor'-dēz*) [*sordere*, to be foul]. Filth, dirt, especially the crusts that accumulate on the teeth and lips in continued fevers. **s. aurium**, cerumen. **s. gastricæ**, undigested gastric debris. Syn., *saburra gastrica*.

sordid (*sor'-did*) [*sordidus*, dirty; filthy]. In biology, of a dull or dirty color.

sordidin (*sor'-did-in*), $C_{16}H_{18}O_7$ or $C_{18}H_{10}O_8$. A substance isolated from the lichen, *Zeora sordida*.

sore. 1. Painful; tender. 2. An ulcer or wound. **s., bed-.** See *bed-sores*. **s., Delhi, s., Penjdeh, s., natal.** See *furunculus orientalis*. **s. feet of coolies, s.s, water-.** See *itch, coolie*. **s., hard,** chancre. **s. mouth, Ceylon.** · See *aphthæ tropicæ*. **s. soft,** chancroid. **s. throat of Fothergill,** ulcerative angina of severe scarlatina (scarlatina anginosa). **s., Veld.** See under *Veld*. **s. venereal,** chancroid.

Soret's band. An absorption band in the extreme violet end of the spectrum of blood; it is characteristic of hemoglobin.

sorghum (*sor'-gum*). A variety of sugar-cane. **s. saccharatum** of the family Graminaceæ. Also a syrup made from the expressed inspissated juice of the same.

soroche (*so-ro'-cha*) [Sp]. Mountain sickness.

sororiation (*sor-or-e-a'-shun*) [*soror*, a sister]. The development which takes place in the female breasts at puberty.

sorrel (*sor'-el*). A plant of the genus *Rumex*, containing oxalates. **s., salt of,** potassium binoxalate.

sorrocco (*sor-ok'-o*). Puna. An affection resembling sea-sickness, common in the high regions of South America. See *soroche*.

sorts (*sorts*). In the drug-trade, refuse or culls; the poorest grade of any drug.

S. O. S. Abbreviation for *si opus sit*, if necessary.

soson (*so'-son*). Unaltered meat-albumin, 98.5 %, in powder. It is odorless and palatable

sostrum (*sos'-trum*) [*sostron*, a reward for saving life]. A physician's fee.

soterocyte (*so'-ter-o-sīt*) [σωτήρ, a preserver; κύτος, a cell]. A blood platelet.

sotopan (*so'-to-pan*). A proprietary remedy said to contain iron, quinine, bromine, calcium and phosphoric acid.

souffle (*soof'-fl*) [Fr.]. A blowing sound; an auscultatory murmur; a bruit. **s., cardiac.** See *heart-murmur*. **s., fetal,** an inconstant murmur heard over the uterus during pregnancy, and supposed to be due to the compression of the umbilical cord. **s., funic, s., funicular,** a hissing sound, synchronous with the fetal heart-sounds, heard over the abdomen of a pregnant woman, and supposed to be produced in the umbilical cord. **s., placental, s., uterine,** a sound heard in the latter months of pregnancy, and caused by the entrance of blood into the dilated arteries of the uterus. **s., splenic,** a sound said to be audible over the spleen in cases of malaria and leukemia. **s., umbilical.** See *s., funic*.

soul (*sōl*) [ME., *soule*]. The moral and emotional part of man's nature. **s.-blindness.** See *blindness, psychic*, and *apraxia*. **s.-deafness,** deprivation of all sensation of sound or reminiscence of it. **s., Stahl's,** according to the doctrine of George Ernst Stahl (1660–1734), the supreme, life-giving, life-preserving principle, distinct from the spirit: when hindered in its operation, disease resulted; it governed the

organism chiefly by way of the circulation. His doctrine was called *animism*, and was a reaction against the chemical and mechanical theories of the seventeenth century.

sound [*sonus*]. 1. The sensation produced by stimulation of the auditory nerve by aerial vibrations. 2. [Fr., *sonder*, to probe.] An instrument for introduction into a channel or cavity, for determining the presence of constriction, foreign bodies, or other morbid conditions, and for the purpose of treatment. **s., anasarcous,** a moist bubbling sometimes heard on auscultation when the skin is edematous. **s., bandbox,** the resonant percussion note sometimes heard in emphysema. **s., Bellocq's.** See *Bellocq's cannula*. **s., bellows,** an endocardial murmur which sounds like a bellows; see *bellows*. **s., blowing,** a blowing murmur. **s., bottle.** See *amphoric breathing*. **s., bronchial,** the large harsh sound of bronchial respiration. **s.s, cardiac.** See *s., heart*. **s., cracked-pot,** a form of tympanitic resonance indicative of a cavity. **s., esophageal,** a long flexible sound for examination of the esophagus. **s.s, fetal heart-,** the sounds produced by the beating of the fetal heart, best heard near the umbilicus of the mother. **s., flapping,** the clap made by the closure of the cardiac valves. **s.s, friction-,** the sounds produced by the rubbing of one rough surface upon another. **s., funicular bellows.** See *souffle*. **s.s, heart-,** the two sounds heard over the cardiac area. The first dull and prolonged, is said to sound like *lubb*, and is isochronous with the systole of the ventricles. The second, sharp and short, is said to sound like *dup*, and is isochronous with the closure of the semilunar valves. **s., kettle-singing,** a ches-sound sometimes heard in incipient pulmonary tuberculosis. It resembles water boiling in a kettle. **s., lacrimal,** a fine sound for exploring or dilating the lacrimal canal. **s., metallic heart-.** See *metallic tinkling*. **s., metamorphosing breath-,** a sound due to the passage of air through a narrow opening into and out of a pulmonary cavity. **s., muscle-,** the sound heard through the stethoscope when placed over a muscle in the state of contraction; sussurus. **s., osseous,** a high-pitched intense auscultatory sound having a slightly metallic timbre. **s., pulmonary,** the respiratory murmur. **s., respiratory,** respiratory murmur. **s., sawing,** a cardiac murmur resembling the sound produced by sawing. **s.-shadow,** the interference with a sound-wave caused by an object being placed between the ear and the source of sound. **s., subjective.** See *phonism*. **s., to-and-fro,** the friction-sound of pericarditis and pleuritis. **s., tubular,** the sound of tracheal respiration. **s., urethral,** an elongated steel instrument, usually slightly conical, for examination and dilatation of the urethra. **s., uterine,** a graduated probe for measurement of the uterine cavity.

STONE SOUND.

sour (*sowr*). Having an acid taste; fermented. **s. dough.** See *leaven*. **s.-wood,** sorrel tree; the leaves of *Oxydendron arboreum;* they are tonic, refrigerant and diuretic, and of reputed value in dropsy. Dose of the fldext. ♏ xxx–℥ ij.

Southern fever. Synonym of *Texas fever*.

southernwood. See *artemisia abrotanum*.

Southey's drainage-tubes [Reginald *Southey*, English surgeon, 1835–1899]. Tubes of small caliber, employed for draining away the fluid from limbs that are the seat of extensive anasarca.

Soxhlet's apparatus (*soks'-let*) [Franz *Soxhlet*, German chemist, 1848–]. 1. An apparatus for sterilizing milk. 2. An apparatus for the determination of the fat in milk.

soy bean, or **soya bean** (*soi* or *soi'-yah*) [Jap.]. A kind of bean, the seed of *Glycine soja* (also referred to as *Soja hispida* and *Dolichos sinensis*), a plant of Japan and China and India. Diabetic bread, biscuits, and cakes are prepared from its flour, which contains no starch. The sauce called *soy* is also made from this bean.

Soyka's plates (*soi'-keh*). Dishes employed in the cultivation of bacteria. They are similar to Petri's capsules, but differ from them in having from eight to ten depressions ground in the lower plate, which resemble the "wells" in hollow slides.

Soymida (*soi'-mid-ah*) [Telugu name]. A genus of the *Meliaceæ*. *S. febrifuga* is an East Indian tree that furnishes rotun bark, introduced as a medicine in 1807 and used as a tonic and antiperiodic.

sozal (*so'-zal*). See *aluminum sulphocarbolate*.

sozin (*so'-zin*) [σώζειν, to save; keep]. A defensive protein occurring naturally in the animal body. One capable of destroying microorganisms is termed a *mycososin*, one antagonizing bacterial poisons, a *toxososin*.

sozoborol (*so-zo-bo'-rol*). A mixture used in coryza said to consist of aristol, sozoiodol, and borates.

sozodont (*so'-zo-dont*) [σώζειν, to protect; ὀδούς, tooth]. A dentifrice supposed to be prepared mainly of Castile soap and alcohol.

sozoiodol, sozoiodolic acid (*so-zo-i'-o-dol, so-zo-i-o-dol'-ik*) [σώζειν, to save; *iodol*], $C_6H_2I_2(SO_3H)$-OH. A crystalline, odorless powder used as an ant septic, disinfectant, and parasiticide, chiefly in the form of its salts, of which the following have been employed: sodium sozoiodol, potassium sozoiodol, zinc sozoiodol, and mercury sozoiodol. **s., lead,** fine acicular crystals, sparingly soluble in water. **s., sodium.** See *sodium sozoiodolate*.

sozolic acid (*so-zo'-lik*). See *aseptol*.

sp. Abbreviation of Latin *spiritus*, spirit.

space (*spās*) [ME., from L., *spatium*, space]. A name given for purposes of description to sundra inclosed or semiinclosed spaces within or about the body. **s., anterior perforated,** a triangular space at the mesal side of the Sylvian fissure. **s., arachnoid.** See *s., subarachnoid*, and *s., subdural*. **s., axillary,** the axilla. **s., bregmatic,** the anterior fontanel. **s., circumlental,** the interspace between the ciliary body and the equator of the lens. **s.s, circumvascular lymph-,** channels surrounding the blood-vessels and communicating with lymphatic vessels. **s., complemental** (of pleura), the portion of the pleural cavity just above the attachments of the diaphragm which is not filled with lung during

inspiration. **s., corneal,** that between the corneal layers. **s., epidural** (of the spinal canal), a lymph-space between the spinal dura and the periosteum lining the canal. **s.-feelings,** Hering's term for the perceptions or inferences of space-relations resulting from the retinal image. **s., Haversian, s., medullary.** See *Haver's spaces.* **s., hypoprostatic,** the space between the rectum and the prostate. **s.s, intercellular,** cavities formed by the splitting or separation of the walls of adjoining cells. **s., intercostal,** the space between two contiguous ribs. **s., intercrural.** See *s., interpeduncular.* **s.s, interfascicular,** spaces between the bundles in fibrous tissue. **s., interglobular,** an apparent, irregular space in the interglobular substance of the dentine. **s.s, interlamellar,** the spaces between the lamellæ of the cornea. **s., intermesoblastic,** the cavity between the visceral and parietal laminæ of the mesoblastic plates of the embryo. **s.s, intermetarsal,** spaces between the metatarsal bones. **s.s, intermuscular,** in the popliteal region, the spaces between the quadriceps extensor and the posterior muscles of the thigh. **s., interosseous,** the space between two parallel bones. **s., interparietal.** See *Virchow-Robin's, s.* **s., interpeduncular,** a diamond-shaped depression at the base of the brain, lying between the optic tracts and the crura cerebri. **s., interpleural,** the mediastinum. **s., interproximate,** in dentistry, the V-shaped space between the proximate surfaces of the teeth and the alveolar septum which is filled by the gum. **s., intertunical.** See *Virchow-Robin's, s* **s., intervaginal** (of the optic nerve). See *s., sub-vaginal* **s.s, investing.** See *s, lymph-.* **s., ischiorectal.** See *fossa, ischiorectal.* **s., lacunar.** See *lacuna.* **s., lymph-,** a sinus or space through which lymph passes. **s., marrow-.** See *canal, medullary.* **s., mediastinal,** the mediastinum. **s.-nerves,** the fibers of the auditory nerve in the semicircular canals. **s., pelvirectal.** See *fossa, ischiorectal.* **s., perforated.** See *perforated space.* **s.s, pericellular,** lymph-spaces in the brain. **s., perichoroid,** a lymph-space between the sclera and the choroid. **s., perigastric,** the cavity surrounding the stomach and other viscera. **s., perilenticular,** the space surrounding the crystalline lens holding the zonule of Zinn. **s.s, perineural,** lymph-spaces between the lamellæ of the perineurium. **s., perivascular.** See *s., circumvascular lymph-.* **s., perivitelline.** See *s., yolk-.* **s., pituitary,** the space between the two cranial trabeculæ wherein the hypophysis appears. **s.s, placental blood-,** the intervillous lacunæ of the placenta. **s.s, pleuro-peritoneal.** See *s., intermesoblastic.* **s., pneumatic,** an accessory sinus of the nose. **s., popliteal,** a lozenge-shaped space at the back of the knee and thigh. **s., posterior perforated,** the depression just behind the albicantia at the base of the brain. **s., posterior triangular,** the space lying above the clavicle and between the sternomastoid and the trapezius muscle and toe occiput. **s., prevesical,** a space lying immediately above the pubis and between the transversalis fascia and the posterior surface of the rectus abdominis. **s., quadrilateral,** the anterior and posterior triangles of the neck taken together. **s., rectovesical,** the space between the bladder and the rectum. **s., retroperitoneal,** that behind the peritoneum, but in front of the spinal column and lumbar muscles. **s., retropharyngeal,** that behind the pharynx; it contains loose areolar tissue. **s., semilunar** (of Traube). See *semilunar space of Traube.* **s.-sense.** 1. The faculty by which the form of objects is recognized. 2. A sense by which we judge of the relation of objects in space; it is a part of the sense of sight. **s., subarachnoid,** the space between the arachnoid and the pia proper. It contains the cerebrospinal fluid. **s., subdural,** the space between the dura and the arachnoid. Normally it contains only a capillary layer of fluid. **s., subumbilical,** a triangular space in the body-cavity having its base at the umbilicus. **s., subvaginal,** a lymph-space within the sheath of the optic nerve. **s., suprachoroid,** the space between the velum interpositum and the fornix. **s., uterorectal, s., uterovesical.** See *Douglas' culdesac.* **s., visual,** the visual field. **s., yolk-,** the space formed by the retraction of the vitellus from the zona pellucida.

spagiric (*spaj-ir'-ik*) [σπάειν, to stretch or rend; ἀγείρειν, to collect]. Pertaining to the obsolete chemical, alchemistic or Paracelsian, school of medicine.

spagirism (*spaj'-e-rizm*) [σπάειν, to stretch; ἀγείρειν, to collect]. The Paracelsian, or spagiric school, or doctrine, of medicine.

spagirist (*spaj'-e-rist*) [σπάειν, to stretch; ἀγείρειν, to collect]. A Paracelsian; a physician of the obsolete alchemistic school.

Spahlinger treatment (*spah'-ling-er*) [Henry *Spahlinger,* Swiss bacteriologist]. The use of vaccine and serum therapy in tuberculosis; at present the method is only in the experimental stage.

Spallanzani's law (*spal-lan-tsah'-ne*) [Lazaro *Spallanzani,* Italian physiologist, 1729–1799]. The regenerative power of the cells depends on the age of the individual; it decreases with age

spamenorrhea (*spa-men-or-e'-ah*) [σπάνις, scarcity; μήν, month; ῥοία, flow]. Scantiness of menstruation.

spanamenorrhea (*span-ah-men-or-e'-ah*). See *spamenorrhea.*

spanemia, spanæmia (*span-e'-me-ah*) [σπάνις, scarcity; αἷμα, blood]. Poverty of the blood; anemia.

spanemic, spanæmic (*span-e'-mik*). See *anemic.*

spaniocardia (*span-e-o-kar'-de-ah*) [σπάνειος, seldom; καρδία, heart]. Landois' name for bradycardia.

Spanish fever. Synonym of *Texas fever.* **S fly.** See *cantharides.* **S. white,** bismuth subnitrate. **S. windlass.** See *windlass.*

spanomenorrhea (*span-o-men-or-re'-ah*). See *spamenorrhea.*

spanopnea, spanopnœa (*span-op'-ne-ah*) [σπάνις, scarcity; πνεῖν, to breathe]. Infrequency of respiratory action.

sparadrap (*spar'-a-drap*) [*sparadrapum*]. A plaster spread upon cotton, linen, silk, leather, or paper; adhesive plaster.

spargosis (*spar-go'-sis*) [σπαργᾶν, to be distended]. 1. Enlargement of a part. 2. Enlargement of the breasts from accumulation of milk. 3. Elephantiasis.

sparteine (*spar'-te-in*). An alkaloid found in scoparius. **s. hydrochloride,** $C_{15}H_{26}N_2.2HCl$, colorless crystals, soluble in water or alcohol, used as is the sulphate. **s. hydroiodide,** $C_{15}H_{26}N_2.HI$, white needles, soluble in water or alcohol; usage and dose the same as the sulphate. **s. sulphate,** $C_{15}H_{26}N_2.H_2SO_4 + 5H_2O$ (*sparteinæ sulphas,* U. S. P.), bitter, colorless prisms, soluble in water or alcohol, boiling at 136° C.

It is a heart stimulant and diuretic. Dose ¼–½ gr. (0.011–0.022 Gm.); maximum dose ½ gr. (0.032 Gm.) single; ½–2 gr. (0.05–0.13 Gm.) daily. **s. triiodide,** $C_{15}H_{26}N_2I_3$, a black powder obtained from an ethereal solution of iodine and sparteine; soluble in alcohol; usage and dosage the same as the sulphate.

spartism (*spar'-tizm*). Poisoning from sparteine; characterized by vomiting, somnolence, paralytic-like weakness, and accelerated pulse.

spartium (*spar'-te-um*). Same as *scoparius*.

spasm (*spazm*) [σπασμός, spasm]. A sudden muscular contraction. **s. of accommodation,** spasm of the ciliary muscles, producing accommodation for objects near by. **s., Bell's,** convulsive facial tic **s., bronchial,** asthma. **s., carpopedal,** a contraction causing flexion of the fingers and wrist or ankles and toes. **s., clonic,** a spasm broken by relaxations of the muscles. **s., clonic, in the area of the nervus accessorius.** Synonym of *torticollis, spasmodic*. **s., clonic, in the area of the portio dura.** Synonym of *tic, painless*. **s., cynic.** See *cynic spasm*. **s., deglutition,** a paroxysm of rapid swallowing, noted by Young (1901) as a symptom of whooping cough. **s., drivers',** one of the so-called professional neuroses, it consists of cramp-like pains in the arms of drivers upon taking the reins in the hands. **s., facial,** a peculiar clonic contraction of the muscles supplied by facial nerve, at times confined to the muscles surrounding the eye, or else involving one entire side of the face. **s.s, fatigue,** Poore's term for a group of affections characterized by spasmodic contractions, either clonic or tonic, brought about by voluntary movement, the exciting cause being limited to some particular action Syn., *business spasms; coordinated business neuroses; functional spasms; handicraft spasms; movement spasms, occupation spasms; professional spasms*. **s., fixed,** permanent or continuous tetanic rigidity of one or more muscles. **s.s, Friedreich's.** Synonym of *paramyoclonus multiplex*. **s.s, function, s.s, functional, s.s, handicraft.** See *s s, fatigue,* and *occupation-neurosis*. **s. of the glottis.** See *laryngismus stridulus* **s., habit-,** half voluntary spasmodic movements, the result of habit, sometimes called habit-chorea. **s., hammer.** See *palsy, hammer*. **s., histrionic,** a condition in which local involuntary twitchings of the face, acquired in childhood, persist during adult life, and are increased by emotional causes. **s., idiopathic muscular.** See *tetany*. **s., inspiratory,** a spasmodic contraction of nearly all the inspiratory muscles. **s., laryngeal congenital,** a peculiar stridor developing at birth, and disappearing after one or two years. **s., lingual.** See *aphthongia*. **s., lock-,** a form of writer's cramp in which the fingers become locked on the pen. **s., masticatory** (of the face). See *trismus*. **s., mimic,** facial neuralgia. **s., mobile,** slow, irregular movements depending upon hemiplegia. **s.s, movement.** See *s.s, fatigue*. **s., muscular, idiopathic.** See *tetany*. **s., myopathic,** one attending a disease of the muscles. **s., nictitating, s., nodding.** See *eclampsia nutans*. **s., occupation, s., professional.** See *s.s, fatigue*. **s., pantomimic.** Synonym of *tic, painless*. **s., penman's.** Synonym of *writers' cramp*. **s., perineal.** See *vaginodynia*. **s., phonetic** (*of the glottis*), spastic aphonia consisting of a spasm of the glottis, with elevation, resulting in interference with respiration. **s., retrocollic,** clonus of the deeper muscles of the back of the neck. **s., Romberg's,** masticatory spasm affecting the muscles supplied by the motor fibers of the fifth nerve. **s., salaam,** clonic spasm of the muscles of the leg, causing jumping movements. **s. saltatoric, s., saltatory, s., static reflex.** See under *saltatory*. **s., sewing,** an affection of tailors, seamstresses, and shoemakers, in which clonic and tonic spasms attack the muscles of the hands on attempting to use them in the regular work. **s., smiths',** a spasm that occurs in those engaged in penblade manufacturing, saw straightening, razor-blade striking, scissors-making, file-forging, etc. It consists in spasmodic movements of the arm used, and finally paralysis; see *hemiplegia, hephestic*. **s., spinal accessory.** See *tic rotatoire*. **s. synclonic,** tremulous agitation. **s., telegraphist's,** an affection described first by Onimus, 1875. See *s s, fatigue*. **s., tetanic.** See *s., tonic*. **s , tonic,** a spasm that persists without relaxation for some time. **s., toxic,** one due to poison. **s., winking.** See *spasmus nictitans*. **s., writer's,** writers' cramp, *q. v.*

spasmalgin (*spaz-mal'-jin*). Trade name of a combination of papaverine, omnopon, and a derivative of atropine; used as an analgesic.

spasmo- (*spaz-mo-*) [σπασμός, spasm]. A prefix denoting pertaining to a spasm.

spasmodermia (*spaz-mo-der'-me-ah*) [*spasmo-*; δέρμα, skin] A spasmodic skin-affection.

spasmodermic (*spaz-mo-der'-mik*). Relating to a spasmodic affection of the skin.

spasmodic (*spaz-mod'-ik*) [*spasm*]. Pertaining to or characterized by spasm. **s. spinal paralysis.** See *lateral sclerosis*.

spasmodism (*spaz'-mod-izm*) [*spasm*]. Fleury's term for those nervous states that originate in medullary excitation.

spasmodyspnea (*spaz'-mo-disp-ne-ah*) [*spasmo-*; *dyspnea*] Spasmodic difficulty of breathing.

spasmology (*spaz-mol'-o-je*) [*spasmo-*; λόγος, a treatise]. The sum of scientific knowledge of the nature and causes of convulsions

spasmolygmus (*spaz-mo-lig'-mus*). See *hiccough*.

spasmoneme (*spaz'-mo-nēm*) [*spasmo-*; νῆμα, a thread]. The central reticulum or undulating bundle of fibrils eccentrically located in the peduncle of a stalked infusorian (*Vorticella*) and derived from the myonemes of the body.

spasmophilia (*spaz-mo-fil'-e-ah*) [*spasmo-*; φιλεῖν, to love]. A morbid tendency to convulsions.

spasmophilic (*spaz-mo-fil'-ik*) Having a tendency to convulsions.

spasmorthopnea (*spaz-mor-thop-ne'-ah*) [*spasmo-*; ὀρθος, straight, πνεῖν, to breathe]. Spasmodic orthopnea.

spasmotin (*spaz-mo'-tin*). See *sphacelotoxin*.

spasmotoxin (*spaz-mo-toks'-in*) [*spasmo-*; τοξικόν, poison]. 1. A ptomaine base of composition yet undetermined, obtained by Brieger from cultures of the tetanus germ, together with other unnamed toxins, one of which induced complete tetanus, with salivation and lacrimation. Spasmotoxin induces in animals violent clonic and tonic convulsions. 2. See *sphacelotoxin*.

spasmous (*spaz'-mus*) [σπασμός, spasm]. Having the nature of a spasm.

spasmus (*spaz'-mus*) [σπαζμός, spasm]. A spasm. **s. bronchialis.** Synonym of *bronchial asthma*. **s. cynicus,** spasmodic contraction of muscles on both sides of the mouth, giving a grinning expression. **s. glottidis,** spasm of the glottis or larynx, laryngismus stridulus. **s. intestinorum.**

Synonym of *enteralgia*. **s. muscularis.** Synonym of *cramp*. **s. nictitans,** spasmodic action of the orbicularis palpebrarum muscle, causing a winking-like movement of the lid. **s. nutans,** salaam convulsions, nodding spasm **s. oculi.** Synonym of *nystagmus*. **s. ventriculi.** Synonym of *enteralgia* and of *gastrodynia*.

spastic (*spas'-tik*) [σπαστικός, spastic]. Pertaining to or characterized by spasm; produced by spasm. **s. diplegia.** See *paraplegia, infantile spasmodic*. **s. paralysis.** See *paralysis, spastic*.

spasticity (*spas-tis'-it-e*) [*spastic*]. The state of being spastic.

spathologic (*spath-o-loj'-ik*) [σπαθᾶν, to go fast; λόγος, science]. Relating to rapid proliferation of leukocytes

spatial (*spa'-shal*) [*spatium*, space]. Relating to space.

spatium (*spa'-she-um*). Latin for *space*.

spatula (*spat'-ū-lah*) [L.; dim. of *spatha*, a ladle]. A flexible blunt blade for spreading ointment.

spatule (*spat'-ūl*) [*spatula*, a blade]. A structure having a spatulate shape.

spavin (*spav'-in*). A disease of horses affecting the hock-joint, or joint of the hind leg between the knee and the fetlock. **s., blood,** a dilatation of the vein that runs along the inside of the hock of a horse, forming a soft swelling. **s., bog,** an encysted tumor on the inside of the hock of a horse, containing gelatinous matter. **s., bone,** a disease of the bones at the hock-joint. **s., high,** an enlargement on the upper and inner part of the hock

spay [Gael., *spoith*]. To remove the ovaries.

spearmint (*spēr'-mint*). See *mentha viridis*.

specialism (*spesh'-al-izm*). See *specialty*.

specialist *spesh'-al-ist*) [*specialis*, particular, special]. One, especially a physician or surgeon, who limits his practice to certain diseases, or to the diseases of a single organ or class.

specialoid (*spesh'-al-oid*). A physician who has acquired a local reputation as a specialist and either continues in general practice or reverts to general practice after practising as a specialist for a limited time.

specialty (*spesh'-al-te*) [*species*]. The branch of medicine or surgery pursued by a specialist.

species (*spe'-shēz*) [L.]. 1. A subdivision of a genus of animals or plants the individuals of which are either identical in character or differ only in unimportant and inconstant details. 2. A name in German and French pharmacy, and in the National Formulary, for certain mixtures of herbs, used in making decoctions and infusions. **s.-cycle,** the entire series of forms exhibiting or illustrating all the phases in the life-history of a species. **s. emollientes,** a mixture of the leaves of althea and mallow, of the leaves and branches of the melilot, of matricaria and flaxseed, in equal parts; used as an emollient cataplasm. **s. laxantes.** See *tea, Saint Germain*. **s., morphological,** one of "such living beings as constantly resemble one another so closely that it is impossible to draw any line of demarcation between them while they differ only in such characters as are associated with sex." (Huxley.) **s., nascent,** an incipient species; a form undergoing modification **s., origin of,** a term denoting the evolution of differentiated groups or species from groups of individuals characterized by general similarity or by homogeneity of structure.

specific (*spe-sif'-ik*) [*species; facere*, to make]. 1. Of or pertaining to a species, or to that which distinguishes a thing or makes it of the species of which it is. 2. A medicine which has a distinct curative influence on an individual disease. 3. Produced by a single microorganism, as a *specific* disease; in a restricted sense, syphilitic. **s. gravity.** See *gravity, specific*. **s. heat.** See *heat, specific*. **s. remedy,** a remedy peculiarly curvative of a certain disease.

specificity (*spes-if-is'-it-e*) [*specific*]. The quality of being specific.

specillum (*spe-sil'-um*) [L.: *pl., specilla*]. A probe, especially one of silver, armed with a button-shaped head, for exploring wounds, fistulæ, etc. 2. A lens.

specimen (*spes'-im-en*) [L.]. An example; a sample. **s.-cooler,** a small water-cell immediately under the specimen in microprojection, to prevent injury from the heat of the radiant.

spectacles (*spek'-tak-ls*) [*spectare*, to view]. Framed or mounted lenses for the correction of optical or muscular defects of the eye; see *lens*. **s., bifocal.** See *bifocal*. **s., orthoscopic.** See *orthoscopic*. **s., pantoscopic.** A synonym of *s., bifocal, q. v.* **s., periscopic.** See *periscopic*. **s., prismatic,** spectacles with prismatic lenses, either alone or combined with spherical or cylindrical lenses. **s., protective,** lenses that shield the eyes from light, dust, heat, etc.

spectral (*spek'-tral*) [*spectrum*]. Pertaining to a spectrum.

spectro- (*spek-tro-*) [*spectrum*]. A prefix meaning relating to the spectrum.

spectrocolorimeter (*spek-tro-kul-or-im'-et-er*) [*spectro-; color; μέτρον*, measure]. An apparatus for the isolation of a single spectral color. It is used for the detection of color-blindness.

spectrometer (*spek-trom'-et-er*) [*spectro-; μέτρον*, a measure]. An instrument for determining the deviation of a ray of light produced by a prism or diffraction-grating, or for ascertaining the wave-length of a ray of light.

spectrometry (*spek-trom'-et-re*) [*spectrometer*]. The use of the spectrometer.

spectromicroscope (*spek'-tro-mi'-kro-skōp*). See *microspectroscope*.

spectrophone (*spek'-tro-fōn*) [*spectro-; φωνή*, sound]. An apparatus devised by Painter and Bell (1881) for the production of sound by the rays of the spectrum.

spectrophotometer (*spek-tro-fo-tom'-et-er*) [*spectro-; φῶς*, light; *μέτρον*, a measure]. 1. An apparatus for determining the amount of color in spectrum-analysis. 2. Helmholtz's apparatus for mixing colors.

spectrophotometry (*spek-tro-fo-tom'-et-re*). The quantitative estimation of the coloring-matter in a substance by means of the spectroscope.

spectropolarimeter (*spek-tro-po-lar-im'-et-er*) [*spectro-; polus*, pole; *μέτρον*, measure]. An instrument in which a spectroscope and polarizing apparatus are combined for the purpose of determinating the concentration of solutions of substances that rotate the plane of polarized light.

spectroscope (*spek'-tro-skōp*) [*spectro-; σκοπεῖν*, to see]. An instrument for the production and examination of the spectrum.

spectroscopic (*spek-tro-skop'-ik*) [*spectroscope*]. Pertaining to the spectroscope.

spectrotherapy (*spek-tro-ther'-ap-e*) [*spectro-; therapy*]. Apéry's term for the therapeutic employment of prismatically decomposed rays.

spectrum (*spek'-trum*) [L., *pl., spectra:* "an image"]. 1. The band of rainbow colors pro-

duced by decomposing light by means of a prism or a diffraction-grating. 2. An after-image or ocular spectrum. **s., absorption,** a

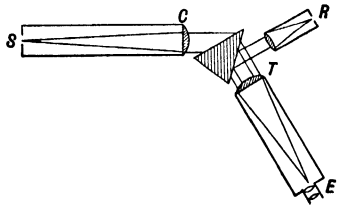

S. Narrow Slit. C. Collimating Lens. T. Telescope Lens. E. Eye Piece. R. Scale.

spectrum which contains dark lines or bands. These are produced in a continuous spectrum by the absorption of incandescent vapors, through which the light has passed, as in the solar atmosphere. **s.-analysis,** determination of the nature of bodies by the character of their spectra. **s., auditory.** See *phonism, photism.* **s., comparison,** the arrangement side by side of the spectra of two different substances. **s., complementary,** a spectrum derived from bodies which change in chemical or molecular constitution before reaching a sufficiently high temperature to become luminous. **s., continuous,** a spectrum without sudden variations of hue, in which the various rainbow or spectral colors merge gradually into one another. **s., double,** see *s., comparison.* **s., line,** the spectrum resulting from incandescent gas. It consists not of the various rainbow colors, but of sharp, narrow, bright lines, the color depending on the substance; all the rest of the spectrum is dark. **s., normal,** a spectrum in which the red color occupies about the same space as the blue and the violet. **s., solar,** the spectrum afforded by the refraction of a ray of sunlight.

speculum (*spek'-ū-lum*) [L.: *pl., specula*]. 1. A mirror. 2. An instrument for dilating the opening of a cavity of the body in order that the interior may be more easily visible, as *vaginal speculum, rectal speculum, nasal speculum,* etc. 3. A tendinous structure. **s. citrinum,** ointment. **s. helmontii,** the central tendinous part of the diaphragm, the centrum nerveum. **s. indicum,** iron filings. **s. lucidum.** Same as *septum lucidum.* **s. matricis,** womb-mirror; a vaginal speculum. **s.-metal,** an alloy of copper and tin. **s. oris,** an oral speculum or "mouth mirror." **s. rhomboideum,** a rhomboid area formed by the tendon of the trapezius muscles at the level of the upper dorsal and lower cervical spines. **s., Sims',** a vaginal speculum invented by J. Marion Sims.

Self Retaining Speculum. (Modification of Sims.)

spedalskhed (*sped-als'-ked*). A Scandinavian term for leprosy.

speech [AS., *sprecan,* to speak]. 1. The faculty of expressing thought by spoken words; the act of speaking. 2. The words spoken. **s. center,** the cerebral center for speech. See *center, speech.* **s., staccato,** see *scanning.*

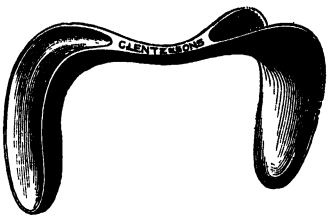

Sims' Speculum.

spell-bone. The fibula.

spelter (*spel'-ter*). An alloy of zinc and copper. Crude zinc; **s. chills,** brass-founder's ague; see under *ague.*

Spence's test. A tumor of the mammary gland can be distinguished from an inflammatory enlargement by the absence, in the latter case, of any tumefaction, there being only the lumpy and wormy sensation of the swollen acini and ducts.

Spencer's area. A cortical area in the frontal lobe just outside of the olfactory tract and anterior to the point where it joins the temporosphenoid lobe, as indicated by the crossing of the Sylvian artery. Faradic stimulation of this area influences the respiratory movements, causing stoppage of the respiration when sufficiently intense.

spend [*dispendere,* to lay out, to expend]. To ejaculate the semen.

Spengler's bodies (*speng'-gler*) [Carl *Spengler,* Swiss physician, 1861–]. Small particles resembling fragments of bacilli, found in tuberculous sputum, and having the same staining reaction as tubercle bacilli. **S.'s method of examining sputum,** 5 Cc. of 0.4 % of soda are added to 5 Cc. of sputum; 0.1 Cc. trypsin or pancreatin, and two or three drops of chloroform are then added. This is corked and incubated at body temperature. The tube must be agitated occasionally during the first few hours. Next day the supernatant fluid is poured off, and the residue used for making smears which are then examined for the tubercle bacilli.

Spens' syndrome [Thomas *Spens,* Scotch physician, 1764–1842]. The same as Adams Stokes' disease, *q. v.*

spent (*spendere,* to spend]. Exhausted; impotent. **s. acid,** a battery-acid that has become too weak for efficient action.

sperm, sperma (*sperm, sper'-mah*) [σπέρμα, seed]. The semen. **s.-ball,** a spherical cluster of spermatozoa. **s.-blastoderm,** a blastodermic layer of formative spermatozoa. **s. blastophore,** the residual mass of the sperm-mother cell. **s.-blastula,** a spherical blastula whose surface is a sperm-blastoderm. **s.-cell,** a spermatoblast. **s.-morula,** a spermatic morula. **s.-mother cell,** Lankester's term for the spherical male germs of the malaria parasite as found in the mosquito. **s.-nucleus,** the nucleus of a spermatozoon. **s.-oil,** an oil procured from the deposits in the head of the sperm-whale. **s.-rope,** a string of spermatozoa.

sperm-cell. Spermatozoon.

spermaceti (*sper-mas-e'-te*) [σπέρμα, seed; κῆτος, whale], $C_{16}H_{31}O_2C_{16}H_{33}$. A white, semitrans-

parent substance (*cetaceum*, U. S. P., B. P.), consisting of a mixture of various fats of which cetyl palmitate, $C_{16}H_{33}(C_{16}H_{31}O_2)$, is the most important. It is obtained from the head of the sperm whale, and is used internally as an emollient and as an ingredient of various ointments. *Ceratum cetacei* and *unguentum cetacei* (B. P.) are prepared from it. See *cetaceum*.

spermacrasia (*sper-mak-ra'-ze-ah*) [σπέρμα, seed; *acrasia*]. 1. Imperfection of the semen. 2. Spermatorrhea.

spermaduct (*sper'-ma-dukt*) [*sperm; ductus*, a duct]. A sperm-duct, the vas deferens.

spermagone (*sper'-mag-ōn*) [σπέρμα, seed; γονεία, generation]. Same as *spermatogonium*.

spermagonium (*sper-mag-o'-ne-um*) [σπέρμα, seed; γονεία, generation: *pl.*, *spermagonia*]. Same as *spermogonium*.

spermalist (*sper'-mal-ist*). Same as *spermist*.

spermary (*sper'-ma-re*) [σπέρμα, seed]. The analogue in the male of the ovary; *i. e.*, the organ generating the sperm-cells; in the higher animals, called the testis, or testicle.

spermaster (*sper-mas'-ter*). A radiation found in the fecundated ovum, and proceeding from the head of the spermatozoon.

spermatanergia (*sper-mat-an-ur'-je-ah*) [σπέρμα, seed; *anergia*]. Sterility in the male.

spermatemphraxis (*sper-mat-em-fraks'-is*) [σπέρμα, seed; ἔμφραξις, obstruction] An obstruction to the discharge of semen.

spermathanaton (*sper-mah-than'-at-on*) [*sperm*; θάνατος, death]. Trade name of a contraceptive, containing tetraborates of sodium which liberate hydrogen dioxide.

spermatic (*sper-mat'-ik*) [*sperm*]. 1. Pertaining to the semen. 2. Conveying the semen, as the *spermatic* cord. 3. Pertaining to the spermatic ord, as the *spermatic* fascia. **s. artery**, a branch of the aorta supplying the testicle. **s. canal**, see inguinal canal. **s. cones.** See *cone*. **s. cord**, the cord of arteries, veins, lymphatics, nerves, and the excretory duct of the testicle passing from the testicle to the internal abdominal ring. **s. crystals**, a variety of crystals formed in seminal fluid after prolonged standing; see under *sperm in*. **s. fascia**, a thin fascia attached to the internal abdominal ring, and prolonged down over the outer surface of the spermatic cord. **s. gelatin**, a gelatinous substance found in the spermogonia of certain cryptogams. **s. plexus**, the pampiniform plexus. **s. rete.** See *rete testis*.

spermaticidal (*sper-mat-is-i'-dal*) [σπέρμα, seed; *cædere*, to kill]. Destructive to spermatozoa.

spermatid (*sper'-mat-id*) [σπέρμα, seed]. A seminal cell. A cell produced by fission of a secondary spermatocyte.

spermatin (*sper'-mat-in*) [*sperm*]. An odorless, mucilaginous substance found in semen.

spermatism (*sper'-mat-izm*) [σπέρμα, seed]. A discharge of semen.

spermatismus (*sper-mat-iz'-mus*) [σπέρμα, seed]. The emission of semen.

spermatitis (*sper-mat-i'-tis*) [σπέρμα, seed; ιτις, inflammation]. Same as *funiculitis*.

spermatize (*sper'-mat-īz*). To discharge semen.

spermato- (*sper-mat-o-*) [σπέρμα, seed]. A prefix meaning pertaining to the semen.

spermatoal (*sper-mat-o'-al*) [σπέρμα, seed; ᾠόν, an egg]. Pertaining to a spermatoon.

spermatoblast, spermoblast (*sper'-mat-o-blast, sper'-mo-blast*) [*spermato-*; βλαστός, a germ]. A cell resulting from the division of the spermatogenic cell and developing into a spermatozoon.

spermatoblastic (*sper-mat-o-blas'-tik*). Pertaining to spermatoblasts.

spermatocele (*sper'-mat-o-sēl*) [*spermato-*; κήλη, tumor]. A spermatic cyst or encysted hydrocele containing spermatozoa.

spermatocidal (*sper-mat-o-si'-dal*) [*spermato-*; *cædere*, to kill]. Destructive to spermatozoa.

spermatocide (*sper'-mat-o-sīd*) [*spermato-*; *cædere*, to kill]. An agent that destroys spermatozoa.

spermatoclemma (*sper-mat-o-klem'-ah*) [*spermato-*; κλέμμα, a stealing: *pl.*, *spermatoclemmata*]. Involuntary emission of semen. Syn. *pollution*.

spermatocratia (*sper-mat-o-kra'-she-ah*). Synonym of *spermatorrhea*.

spermatocyst (*sper'-mat-o-sist*) [*spermato-*; κύστις, cyst]. A seminal vesicle; a pathological cyst containing spermatozoa.

spermatocystectomy (*sper-mat-o-sist-ek'-to-me*) [*spermato-*; *cystectomy*]. Excision of a spermatic cyst.

spermatocystic (*sper-mat-o-sis'-tik*). Pertaining to a spermatocyst.

spermatocystitis (*sper-mat-o-sis-ti'-tis*). Inflammation of the seminal vesicles.

spermatocystotomy (*sper-mat-o-sis-tot'-o-me*) [*spermato-*; *cystotomy*]. Surgical incision of a seminal vesicle.

spermatocytal (*sper-mat-o-si'-tal*). Pertaining to a spermatocyte.

spermatocyte (*sper'-mat-o-sīt*) [*spermato-*; κύτος, cell]. The germinal cell from which the spermatozoon develops.

spermatogenesis, spermatogeny (*sper-mat-o-jen'-es-is, sper-mat-oj'-en-e*) [*spermato-*; γένεσις, origin]. The formation of spermatozoa.

spermatogenic (*sper-mat-o-jen'-ik*) [see *spermatogenesis*]. Producing spermatozoa, as the *spermatogenic* cells of the testicle.

spermatogenous (*sper-mat-oj'-en-us*) [*spermato-*; γενής, producing]. Producing spermatozoa.

spermatogeny (*sper-mat-oj'-en-e*). *Spermatogenesis*.

spermatogonium (*sper-mat-o-go'-ne-um*) [*spermato-*; γονή, generation]. A formative seminal cell or mass of spermatoblasts.

spermatoid (*sper'-mat-oid*). See *spermatozoon*.

spermatology (*sper-mat-ol'-o-je*) [*spermato-*; λόγος, a treatise]. The sum of what is known regarding the origin, nature, qualities and characteristics of the seminal fluid.

spermatolysin (*sper-mat-ol'-is-in*). A substance causing spermatolysis.

spermatolysis (*sper-mat-ol'-is-is*) [*spermato-*; λύσις, solution]. Destruction or solution of spermatozoa.

spermatolytic (*sper-mat-o-lit'-ik*). Pertaining to spermatolysis.

spermatomere (*sper'-mat-o-mēr*) [*spermato-*; μέρος, share]. Any one of the portions into which a pronucleus of the fertilized ovum may divide.

spermatoon (*sper-mat-o'-on*) [*spermato-*; ᾠόν, egg]. The nucleus of a sperm-cell or spermatozoon.

spermatopathy (*sper-mat-op'-ath-e*) [*spermato-*; πάθος, disease]. Disease of the sperm-cells or of their secreting mechanism.

spermatophobia (*sper-mat-o-fo'-be-ah*) [*spermato-*; φόβος, fear]. False spermatorrhea; morbid dread of spermatorrhea.

spermatophore (*sper'-mat-o-fōr*) [*spermato-*; φέρειν, to bear]. 1. The part of the spermatospore that is not converted into a spermatoblast. 2. A semitransparent capsule surrounding a group of spermatozoa.

spermatoplania (*sper-mat-o-pla'-ne-ah*) [*spermato-; πλάνη*, a wandering]. A supposed metastasis of the semen

spermatopoietic (*sper-mat-o-poi-et'-ik*) [*spermato-; ποιεῖν*, to make]. Pertaining to the production or secretion of semen.

spermatorrhea, spermatorrhœa (*sper-mat-or-e'-ah*) [*spermato-; ῥοία*, a flow]. Involuntary discharge of semen without sexual excitement. **s. dormientum**, a nocturnal emission of semen. **s., false**, when spermatozoids are not in the fluid, called also prostatorrhea. **s., true**, when spermatozoids are present.

spermatoschesis (*sper-mat-os'-kes-is*) [*spermato-; σχέσις*, suppression]. Suppression of the seminal fluid.

spermatóspore (*sper'-mat-o-spōr*) [*spermato-; σπόρος*, seed]. A primitive cell giving rise by division to spermatoblasts.

spermatotoxin, spermatoxin (*sper-mat-o-toks'-in, sper-ma-toks'-in*). See *spermolysin*.

spermatovum (*sper-mat-o'-vum*) [*spermato-; ovum*, egg *pl., spermatova*]. An impregnated ovum.

spermatozemia (*sper-mat-o-ze'-me-ah*). See *spermatorrhea*.

spermatozoa (*sper-ma-to-zo'-ah*). Plural of *spermatozoon, q. v*

spermatozoal, spermatozoan, spermatozoic (*sper-mat-o-zo'-al, sper-mat-o-zo'-an, sper-mat-o-zo'-ik*). Relating to a spermatozoon.

spermatozoicide (*sper-mat-o-zo'-is-īd*) [*spermatozoon; cædere*, to kill]. 1. Destructive to spermatozoa. 2. An agent destructive to spermatozoa.

spermatozoid or **spermatozooid** (*sper-mat-o-zo'-id, sper-mat-o-zo'-oid*). Same as *spermatozoon*

spermatozoon (*sper-mat-o-zo'-on*) [*spermato-; ζῷον*, animal]. The male element capable of fecundating the ovum. It consists of an oval head and a long, mobile cilium or tail. It is the essential element of the semen.

spermaturia (*sper-mat-ū'-re-ah*) [*spermato-; οὖρον*, urine]. The presence of semen in the urine.

spermectomy (*sper-mek'-to-me*). Resection of part of the spermatic duct.

spermic (*sper'-mik*). Same as *spermatic*.

spermicide (*sper'-me-sīd*) [*σπέρμα*, seed; *cædere*, to kill]. An agent that destroys spermatozoa. Spermatocide.

spermiduct (*sper'-mid-ukt*) [*σπέρμα*, seed; *ductus*, a duct]. A duct for the passage of semen; the vas deferens.

spermin (*sper'-min*) [*sperm*], C_7H_8N. A non-poisonous base from sputum, human semen, the organs of leukemic patients, etc. It has been used in neurasthenia, senile debility, diabetes mellitus, and pulmonary tuberculosis. 2. A preparation of the testicles of animals. **s. phosphate**, constitutes the Charcot-Leyden crystals.

spermism (*sper'-mizm*) [*σπέρμα*, seed]. The theory that the animal is the result of the development of a spermatozoon, the ovum acting only as an accessory matrix.

spermist (*sper'-mist*). A believer in spermism.

spermite (*sper'-mīt*) [*sperm.*]. The male form of a microbe in a gonite culture that has been exposed to sunlight.

spermium (*sper'-me-um*). Mature spermatozoon.

spermoblast (*sper'-mo-blast*). See *spermatoblast*.

spermocenter (*sper-mo-sen'-ter*). The sperm-centrosomes during fertilization of the egg.

spermolith (*sper'-mo-lith*) [*σπέρμα*, semen; *λίθος*, a stone]. A calculus in the spermatic duct or seminal vesicles.

spermolysin (*sper-mol'-is-in*) [*sperm; λύειν*, to loosen]. Metchnikoff's name for a cytolysin produced by inoculation with spermatozoa Syn., *spermatoxin*.

spermolysis (*sper-mol'-is-is*). Dissolution of spermatozoa.

spermoneuralgia (*sper-mo-nū-ral'-je-ah*) [*σπέρμα*, seed; *νεῦρον*, nerve; *ἄλγος*, pain]. Neuralgia of the testicles and spermatic cord.

spermophlebectasia (*sper-mo-fleb-ek-ta'-se-ah*) [*σπέρμα*, seed; *φλεψ*, vein; *ἔκτασις*, distention]. Varicosity of the spermatic vein.

spermoplasm (*sper'-mo-plazm*) [*sperm; πλάσσειν*, to mold]. The protoplasm of a spermatozoon.

spermorrhagia (*sper-mor-a'-je-ah*). See *spermatorrhea*.

spermorrhea (*sper-mor-e'-ah*). See *spermatorrhea*.

spermosphere (*sper'-mo-sfēr*) [*sperm; σφαῖρα*, sphere]. A mass of spermatoblasts.

spermospore (*sper'-mo-spōr*). See *spermatospore*.

spermotoxic (*sper-mo-toks'-ik*). Pertaining to spermotoxin.

spermotoxin (*sper-mo-toks'-in*). See *spermolysin*.

spes phthisca (*spēz-tiz'-ik-ah*) [*spes*, hope]. The hopeful temperament so frequently found in sufferers from tuberculosis.

sp. gr. Abbreviation of *specific gravity*.

sph. Abbr. for *spherical*, also for *spherical lens*

sphacelate, sphacelated (*sfas'-el-āt, sfas'-el-a-ted*) [*sphacelus*]. Necrosed; gangrenous; mortified.

sphacelation (*sfas-el-a'-shun*). The formation of a sphacelus; moist gangrene; necrosis.

sphacele (*sfas'-ēl*). The uncorticated apical cell of the branches of certain marine algæ.

sphacelinic acid (*sfas-e-lin'-ik*). Sphacelotoxin.

sphacelism (*sfas'-el-izm*) [*σφάκελος*, gangrene]. 1. The condition of being affected with sphacelus. 2. Necrosis. 3. Inflammation of the brain.

sphaceloderma (*sfas-el-o-der'-mah*) [*sphacelus; δέρμα*, skin]. Gangrene of the skin, especially symmetrical gangrene, or Raynaud's disease.

sphaceloid (*sfas'-el-oid*) [*σφάκελος*, gangrene; *εἶδος*, like]. Resembling a sphacelus or gangrene.

sphacelotoxin (*sfas-el-o-toks'-in*) [*sphacelus*, a stage in the growth of ergot; *toxicon*, a poison], $C_{20}O_{21}H_8$. A yellowish, pulverulent body obtained from ergot, insoluble in water, soluble in ether, chloroform, alcohol, and alkaline solutions. It is used as a tonic, astringent, and emmenagogue. Dose ¼–1½ gr. (0.032–0.1 Gm.). Syn., *spasmotin; spasmotoxin*.

sphacelous (*sfas'-el-us*) [*σφάκελος*, gangrene]. Pertaining to sphacelus; gangrenous; necrosed.

sphacelus (*sfas'-el-us*) [*σφάκελος*, gangrene]. A slough.

sphæræsthesia (*sfe-res-the'-ze-ah*). See *spheresthesia*.

sphærobacteria (*sfe-ro-bak-te'-rah*). See *sphærobacteria*.

sphærobacterium (*sfe-ro-bak-te'-re-um*). See *sphærobacterium*.

Sphærococcus (*sfe-ro-kok-us*) [*σφαῖρα*, a ball; *κόκκος*, a berry]. A genus of marine algæ of the order *Sphærococcoideæ*. **S. compressus**, said to furnish in part the Japanese isinglass or agar of commerce.

sphæroma (*sfe-ro'-mah*). See *spheroma*.

sphage (*sfāj*) [*σφαγή*, the throat]. The throat; the anterior portion of the neck.

sphagiasmus (*sfa-je-az'-mus*) [*σφαγή*, throat]. Epileptic spasm of the muscles of the neck.

sphagitis (*sfa-ji'-tis*) [*σφαγή*, the throat; *ιτις*, inflammation]. 1. Inflammation of the jugular vein. 2. Sore-throat.

sphenencephalus (*sfe-nen-sef'-al-us*). See *sphenocephalus*.

sphenethmoid (*sfe-neth'-moid*). Same as *spheno-ethmoid*.

sphenic (*sfe'-nik*) [σφήν, wedge]. Wedge-like.

sphenion (*sfe'-ne-on*) [σφήν, wedge]. The apex of the sphenoid angle of the parietal bone on the surface of the skull. See craniometric points.

spheno- (*sfe-no-*) [σφήν, a wedge]. A prefix denoting pertaining to the sphenoid bone.

sphenobasilar (*sfe-no-bas'-il-ar*) [*spheno-*; βάσις, base]. Pertaining conjointly to the sphenoid bone and the basilar portion of the occipital bone. **s. groove,** the depression on the body of the sphenoid bone and the basilar portion of the occipital bone, upon which the pons rests.

sphenoccipital (*sfe-nok-sip'-it-al*) [*spheno-*; *occiput*] Pertaining to the sphenoid and the occipital bones, sphenobasilar.

sphenocephalus (*sfe-no-sef'-al-us*) [*spheno-*; κεφαλή, head]. A variety of monster in which the two eyes are well separated, the ears united under the head, the jaws and mouth distinct, and the sphenoid bone altered in shape, so that it is analogous in form to what is found normally in birds.

sphenoethmoid (*sfe-no-eth'-moid*) [*spheno-*; *ethmoid*]. Relating to both the sphenoid and the ethmoid bones **s. recess,** the groove at the back of the roof of the nasal fossa.

sphenofrontal (*sfe-no-frun'-tal*). Belonging or relating to both the sphenoid and frontal bones.

sphenoid (*sfe'-noid*) [σφήν, wedge; εἶδος, like] 1. Wedge-shaped, as the *sphenoid* bone 2 The sphenoid bone. **s. bone,** see *sphenoidale* under *bones, table of*. **s. sinus,** see *sinus, sphenoid*

sphenoidale (*sfe-noid-a'-le*) [neuter of *sphenoidalis*, sphenoid]. The sphenoid bone. **s. basilare anterius,** the anterior portion of the body of the sphenoid. **s. basioposticum,** the lower portion of the body of the sphenoid **s. laterale posterius,** the lateral portion of the sphenoid. **sphenoidalia lateralia,** the greater wings of the sphenoid.

sphenoides (*sfe-noi'-dez*) [σφήν, wedge; εἶδος, like]. The sphenoid bone.

sphenoiditis (*sfe-noid-i'-tis*). Inflammation of the sphenoid sinus.

sphenoido- (*sfe-noi-do-*). The same as *spheno-*

sphenoidoauricular (*sfe-noi-do-aw-rik'-ū-lar*) [*sphenoid; auricula*, auricle]. Pertaining to the sphenoid and binauricular diameters of the skull. **s.-a. index,** the ratio of the minimum sphenoid diameter of the skull with the binauricular diameter, the latter being taken as 100

sphenoidofrontal (*sfe-noi-do-fron'-tal*) [*sphenoido-*; *frontal*]. 1. Pertaining to the sphenoid and frontal bones. 2. Pertaining to the sphenoid and frontal diameters of the skull. **s.-f. index,** the relation between the minimum sphenoid diameter of the skull and the minimum frontal diameter taken as 100

sphenoidoparietal (*sfe-noi-do-par-i'-et-al*) [*sphenoido-*; *parietal*]. 1. Pertaining to the sphenoid and parietal bones. 2. Belonging or relating to the sphenoid and parietal diameters of the skull. **s.-p. index,** the relation between the minimum sphenoid diameter of the skull and the maximum frontal diameter taken as 100.

sphenomalar (*sfe-no-ma'-lar*). Pertaining to the sphenoid and malar bones.

sphenomandibular (*sfe-no-man-dib'-ū-lar*). Pertaining to the sphenoid and inferior maxillary bones. **s. ligament.** See *sphenomaxillary ligament*.

sphenomaxillary (*sfe-no-maks'-il-a-re*) [*spheno-*; *maxilla*]. Pertaining to the sphenoid and maxillary bones, as the *sphenomaxillary* fossa. **s. fissure.** See *fissure, sphenomaxillary*. **s. fossa,** a triangular space at the angle of the sphenomaxillary and pterygomaxillary fissure. **s. ligament,** a ligament extending from the inferior maxilla, near the inferior dental foramen, to the spinous process of the sphenoid bone.

sphenometer (*sfe-nom'-et-er*) [σφήν, wedge; μέτρον, measure]. An instrument for measuring the wedge to be removed in osteotomy for curvature

spheno-occipital (*sfe-no-ok-sip'-it-al*). See *sphenoccipital*.

spheno-orbital (*sfe-no-or'-bit-al*) [*spheno-*; *orbit*]. Pertaining to the sphenoid bone and the orbit.

sphenopalatine (*sfe-no-pal'-a-tin*) [*spheno-*; *palatum*, palate] Pertaining to the sphenoid bone and the palate, as the *sphenopalatine* foramen. **s.-foramen,** the spheno-palatine notch converted into a foramen by articulation with the sphenoidal turbinated bone. **s.-p. ganglion.** See *ganglion* **s.-p. notch,** a deep notch separating the orbital and sphenoid process of the palate bone, see notch

sphenoparietal (*sfe-no-par-i'-et-al*) [*spheno-*; *parietal*] Pertaining to the sphenoid and parietal bones

sphenopetrosal (*sfe-no-pe-tro'-sal*) [*spheno-*; πέτρα, rock]. Pertaining to the sphenoid bone and the petrous portion of the temporal bone.

sphenopterygoid (*sfe-no-ter'-ig-oid*). Pertaining to the body of the sphenoid bone and to the pterygoid process

sphenorbital (*sfe-nor'-bit-al*). See *sphenoorbital*.

sphenosis (*sfe-no'-sis*) [σφήν, wedge]. The wedging of the fetus in the pelvis.

sphenosquamosal, sphenosquamous (*sfe-no-skwa-mo'-sal, sfe-no-skwa'-mus*). Belonging or relating to both the sphenoid bone and the squamous portion of the temporal bone.

sphenotemporal (*sfe-no-tem'-po-ral*). Pertaining conjointly to the sphenoid and temporal bones.

sphenotic (*sfe-no'-tik*) [*spheno-*; οὖς, ear]. A part of the sphenoid bone, existing as a distinct bone in the fetus, and forming the parts adjacent to the carotid groove. **s. foramen,** the foramen lacerum medium

sphenotresia (*sfe-no-tre'-ze-ah*) [σφήν, wedge; τρῆσις, perforation]. A variety of craniotomy in which the basal portion of the fetal skull is perforated.

sphenotribe (*sfe'-no-trib*) [*spheno-*; τρίβειν, to rub]. An instrument for crushing the basal portion of the fetal skull.

sphenotripsy (*sfe'-no-trip-se*) [see *sphenotribe*]. Crushing of the fetal skull.

sphenoturbinal, sphenoturbinate (*sfe-no-ter'-bin-al, sfe-no-ter'-bin-āt*). 1. Pertaining to the sphenoid and turbinate bones. 2. One of the sphenoidal spongy bones situated cephalad of the body of the sphenoid.

sphenovomerine (*sfe-no-vo'-mer-in*). Pertaining to the sphenoid bone and the vomer.

sphenozygomatic (*sfe-no-zi-go-mat'-ik*) [*spheno-*; *zygoma*]. Pertaining to the sphenoid and zygomatic (or malar) bones.

spheral (*sfe'-ral*) [σφαῖρα, sphere]. Like a sphere.

sphere (*sfēr*) [σφαῖρα, a sphere]. 1. A ball or globe. 2. A space. **s. of attraction,** a clear spot in the cell-plasma, outside and close to the nucleus of an ovum undergoing mitosis. It

contains the centrosoma of Boveri, and is the center of the formation of the amphiasters in karyokinesis (*q. v.*). **s., embryonic.** See *s., segmentation-*. **s.-granule,** a large granular corpuscle found in serous exudations. **s., hearing,** the area in the brain which is supposed to be the seat of hearing. It is in the temporal lobe. **s., motor,** a region in the central nervous system which, when stimulated, gives rise to motion. **s., protoplasmic primordial.** See *s., segmentation-*. **s., segmentation-,** a nucleated cell derived from division of the vitellus in the process of segmentation. **s., sensory,** a sensory area of the central nervous system. **s., vitelline, s., yolk-,** the mulberry-like mass of cells that results from the fission of the substance of the ovum after fertilization. **s., yeast-,** in biology, an aggregation of certain sprouting forms of the genus *Mucor*.

spheresthesia, spheræsthesia (*sfe-res-the'-ze-ah*) [σφαῖρα, globe; αἴσθησις, sensation]. Perverted feeling, as of the contact of a ball or globe-shaped body.

spheric, spherical (*sfer'-ik, sfer'-ik-al*). Having the shape of or pertaining to a sphere. **s. aberration.** See *aberration, spherical*.

spherobacteria (*sfe-ro-bak-te'-re-ah*) [σφαῖρα. sphere; *bacteria*]. The micrococci.

spherococcus (*sfe-ro-kok'-us*). Micrococcus.

spheroid (*sfe'-roid*) [σφαῖρα, sphere; εἶδος, like] Having the form of a sphere. A solid resembling a sphere **s., oblate,** one in which the polar axis is less than the equatorial diameter. **s., prolate,** one in which the polar axis exceeds the equatorial diameter.

spheroma (*sfe-ro'-mah*) [σφαῖρα, sphere; ὀμα, tumor]. Any spherical shaped tumor or protuberance.

spherometer (*sfe-rom'-et-er*) [σφαῖρα, sphere; μέτρον, a measure]. An instrument for determining the degree of curvature of a sphere or part of a sphere, especially of optic lenses, or of the tools used for grinding them.

spherospermia (*sfe-ro-spur'-me-ah*) [σφαῖρα, sphere; σπέρμα, seed]. Spermatozoa which do not have a long thread-like tail. See *hematospermia*.

spherule (*sfer'-ūl*). A minute sphere.

sphincter (*sfingk'-ter*) [σφίγγειν, to bind]. A muscle surrounding and closing an orifice, as the *anal sphincter*, the *pyloric sphincter*, etc. **s. ani.** See under *muscle*. **s. antripylorici.** See under *muscle*. **s. gulæ,** the constrictor of the pharynx. **s. ilei,** the ileocecal valve. **s. intestinalis.** See *s. ani* (*internal*) under *muscle*. **s. laborium,** the orbicularis oris muscle. **s. laryngis,** the arytenoepiglottideus muscles of both sides surrounding the laryngeal opening. **s. oculi, s. palpebrarum,** the orbicularis palpebrarum muscle. **s. œsophageus.** See *foramen, esophageal*. **s., oral,** the orbicularis oris. **s. pharyngolaryngeus,** the inferior constrictor of the pharynx, the anterior cricothyroid, and the thyroid muscles considered as one. **s. pyloricus.** See under *muscle*. **s., third,** of the rectum, a duplicature of the mucosa projecting well into the lumen of the gut from the right side, forming rather more than a semicircle, and involving more of the ventral than of the dorsal wall. It is also called *Kohlrausch's fold*. **s. vaginæ.** See under *muscle*.

sphincteral (*sfingk'-ter-al*). Pertaining to a sphincter.

sphincteralgia (*sfingk-ter-al'-je-ah*) [*sphincter*; ἄλγος, pain]. Pain in the sphincter ani muscle, or about the anus.

sphincterectomy (*sfingk-ter-ek'-to-me*) [*sphincter*; ἐκτομή, excision]. 1. Oblique blepharotomy; Stellwag's operation for the dilatation of the palpebral fissure, or for blepharospasm. 2. The surgical removal of the pyloric sphincter.

sphincterial, sphincteric (*sfingk-te'-re-al, sfingk-ter'-ik*). Pertaining to a sphincter or to its function.

sphincterismus (*sfingk-ter-iz'-mus*). A spasmodic contraction of the sphincter ani muscle, usually attendant upon fissure or ulcer of the anus, but occasionally occurring independently of such lesion.

sphincterolysis (*sfingk-ter-ol'-is-is*) [*sphincter*; λύσις, solution] The operation of freeing the iris in anterior synechia.

sphincteroplasty (*sfingk'-ter-o-plas-te*) [*sphincter*; πλάσσειν, to form]. The formation of an artificial sphincter by plastic operation.

sphincteroscope (*sfingk-ter'-o-skōp*) [*sphincter*; σκοπεῖν, to examine]. An instrument for making visual inspection of a sphincter.

sphincteroscopy (*sfingk-ter-os'-ko-pe*) [see *sphincteroscope*]. Visual inspection of a sphincter by means of special instruments.

sphincterotomy (*sfingk-ter-ot'-o-me*) [*sphincter*; τομή, a cutting]. The operation of incising a sphincter.

sphinctrate (*sfingk'-trāt*). Contracted or constricted as if by a sphincter.

sphingoine (*sfin'-go-in*) [σφίγγειν, to bind] A leukomaine derived from cerebral tissue.

sphingomyelin (*sfin-go-mi'-el-in*) [σφίγγειν, to bind, μυελός, marrow]. A brain-phosphatide allied to myelin. It is capable of being decomposed into neurin and a substance which is convertible into sphingosin.

sphingosine (*sfin'-go-sēn*) [σφίγγειν, to bind]. An alkaloidal cerebroside occurring in brain-tissue.

sphygmic, sphygmical (*sfig'-mik, sfig'-mik-al*) [σφυγμός, pulse]. Pertaining to the pulse.

sphygmo- (*sfig-mo-*) [σφυγμός, pulse]. A prefix signifying pertaining to the pulse.

sphygmobolometer (*sfig-mo-bo-lom'-et-er*) [*sphygmo-*; βόλος, a throw; μέτρον, a measure]. An instrument for measuring and recording the force of the pulse.

sphygmobolometry (*sfig-mo-bo-lom'-et-re*). Estimation of the force of the pulse, or the blood current.

sphygmocardiograph (*sfig-mo-kar'-de-o-graf*) [*sphygmo-*; κάρδια, heart; γραφεῖν, to record]. An instrument for the recording of the movements of the pulse and the heart.

sphygmocardioscope (*sfig-mo-kar'-de-o-skōp*) [*sphygmo-*; κάρδια, heart; σκοπεῖν, to examine]. Same as sphygmocardiograph.

sphygmochronograph (*sfig-mo-kro'-no-graf*) [*sphygmo-, chronograph*]. A registering sphygmograph

sphygmochronography (*sfig-mo-kro-nog'-raf-e*). The registration of the extent and oscillations of the pulse-wave.

sphygmodic (*sfig-mo'-dik*) [σφυγμός, pulse]. Like the pulse; throbbing.

sphygmodynamometer (*sfig-mo-di-nam-om'-et-er*) [*sphygmo-*; δύναμις, power; μέτρον, measure]. An instrument for measuring the force of the pulse.

sphygmogenin (*sfig-moj'-en-in*) [*sphygmo-*; γεννᾶν, to produce]. A substance isolated by Frankel from the suprarenal capsule, which causes in-

crease of blood-pressure. It is used as an antidote in nicotine poisoning.

sphygmogram (*sfig'-mo-gram*) [*sphygmo-*; γράμμα, a writing]. The tracing made by the sphygmograph.

sphygmograph (*sfig'-mo-graf*) [*sphygmo-*; γράφειν, to write]. An instrument for recording graphically the features of the pulse and the variations in blood-pressure.

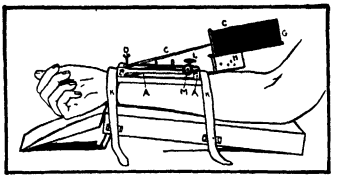

MAREY'S SPHYGMOGRAPH. (*Greene*)

A. Steel spring. *B*. First lever. *C*. Writing lever. *C'*. Its free writing end. *D*. Screw for bringing *B* in contact with *C*. *G*. Slide with smoked paper. *H*. Clockwork. *L*. Screw for increasing the pressure. *M*. Dial, indicating the pressure. *K*. *K*. Straps for fixing the instrument to the arm and the arm to the double inclined plane or support.

sphygmographic (*sfig-mo-graf'-ik*). Pertaining to the sphygmograph.

sphygmography (*sfig-mog'-ra-fe*) [σφυγμός, pulse; γράφειν, to write]. A description of the pulse, its pathological variations and their significance.

sphygmoid (*sfig'-moid*) [σφυγμός, pulse; εἶδος, resemblance]. Resembling or having the nature of continuous pulsation

sphygmology (*sfig-mol'-o-je*) [*sphygmo-*; λόγος, treatise]. The branch of medicine dealing with the characters of the pulse.

sphygmomanometer (*sfig-mo-man-om'-et-er*) [*sphygmo-*; *manometer*]. An instrument for measuring the tension of the blood-current or arterial pressure

sphygmomanometry (*sfig-mo-man-om'-et-re*). Estimation of the blood pressure by means of a sphygmomanometer.

sphygmometer (*sfig-mom'-et-er*). See *sphygmograph*.

sphygmometroscope (*sfig-mo-met'-ro-skōp*) [*sphygmo-*; μέτρον, measure, σκοπεῖν, to inspect]. An instrument used for listening to the pulse while the blood pressure is being estimated.

sphygmo-oscillometer (*sfig-mo-os-il-om'-et-er*). A form of sphygmomanometer in which the systolic and diastolic blood pressure are indicated by an oscillating needle

sphygmopalpation (*sfig-mo-pal-pa'-shun*). The palpation of the pulse.

sphygmophone (*sfig'-mo-fōn*) [*sphygmo-*; φωνή, sound]. A sphygmograph in which the vibrations of the pulse produce a sound.

sphygmoscope (*sfig'-mo-skōp*) [*sphygmo-*; σκοπεῖν, to examine]. A device that shows the heart movements or the pulsations of a blood-vessel.

sphygmoscopy (*sfig-mos'-ko-pe*) [*sphygmo-*; σκοπεῖν, to observe]. 1. The art of tracing the pulse-curve by the sphygmoscope. 2. Examination of the pulse.

sphygmosystole (*sfig-mo-sis'-to-le*) [*sphygmo-*; *systole*]. That part of the sphygmogram produced under the influence of the cardiac systole upon the pulse.

sphygmotechny (*sfig-mo-tek'-ne*) [*sphygmo-*; τέχνη, art]. The art of diagnosis and prognosis by means of the pulse.

sphygmotonograph (*sfig-mo-to'-no-graf*) [*sphygmo-*; τόνος, tension; γράφειν, to write]. An instrument which records simultaneously the blood pressure, the apex beat and the pulse.

sphygmotonometer (*sfig-mo-to-nom'-et-er*) [*sphygmo-*; τόνος, tone; μέτρον, measure]. A device for estimating elasticity of arterial walls.

sphygmous (*sfig'-mus*) [σφυγμός, pulse]. Pertaining to or having the nature of a pulse.

sphygmoviscosimetry (*sfig-mo-vis-co-sim'-et-re*). Estimation of the pressure and the viscosity of the blood.

sphygmus (*sfig'-mus*) [σφυγμός, pulse]. The pulse; a pulsation.

sphyra (*sfi'-rah*) [σφῦρα, a hammer]. The malleus.

sphyrectomy (*sfi-rek'-to-me*) [*sphyra*; ἐκτομή, excision]. Excision of the malleus.

sphyrotomy (*sfi-rot'-o-me*) [*sphyra*; τομή, a cutting]. Surgical removal of part of the handle of the malleus, or of the malleus or its handle together with a portion of the membrana tympani.

sphyxis (*sfiks'-is*). See *pulsation*.

spica (*spi'-kah*) [L.]. 1. A spike or spur. 2. A spiral bandage with reversed turns. **s.-bandage**. See under *bandage*.

spice (*spīs*) [ME., *spice*, spice]. An aromatic vegetable substance used for flavoring; a condiment. **s.-berry**, a popular name for *Gaultheria procumbens*. **s.-plaster**. See under *plaster*. **s.-poultice**, a poultice made from the mixture of a variety of spices. **s.-wood**. See *fever bush*.

spicula (*spik'-ū-lah*) [dim. of *spica*, a spike: pl., *spiculæ*]. A small spike-shaped bone or fragment of bone.

spicular (*spik'-ū-lar*) [*spicula*, a spicule]. Having the form of a spicule.

spicule (*spik'-ūl*) [dim. of *spica*, a spike]. A needle-shaped body; a spike. **s., bony**, a needle-shaped bone or fragment of bone. **s.-sheath**, the investment of a sponge-spicule.

spiculum (*spik'-ū-lum*) [L.]. See *spicula*; *spicule*.

spider (*spi'-der*) [ME., *spither*]. An arthropod of the class *Arachnida*. **s. cancer**, see *acne rosacea*. **s.-cells**, in biology—(*a*) Bacilli with such numerous flagellæ that they look like minute spiders. (*b*) The characteristic cells of the neuroglia. They have numerous long and delicate prolongations. **s., Menarody**, a poisonous species of *Latrodectus* found in Madagascar. **s. nevus**, see *acne rosacea* **s.-web**, the web spun by the spider, formerly much used as a hemostatic, and also in some systemic diseases; used also as a moxa with the blow-pipe.

Spiegelberg's sign (*spe'-gel-berg*). A sensation like that of passing over wet rubber, imparted to the finger which presses on, and moves along, the affected part; it is noted in cancer of the cervix uteri.

Spiegel's line, lobe. See *Spigelius' line, lobe*.

Spiegler's test for albumin (*spe'-gler*) [Edward *Spiegler*, Austrian dermatologist, 1863–1908]. Acidulate the solution by adding acetic acid to remove the mucin; filter, and overlay the filtrate with a solution prepared by dissolving 8 Gm. of mercuric chloride and 4 Gm. of tartaric acid in 200 Cc. of water, and adding 20 Gm. of glycerol to it. In the presence of albumin a white ring will form between the two liquids.

Spierer lens. A tiny mirror of gold or platinum placed on the inner side of the lowest lens of the microscope; ultramicroscopic.

Spigelia (*spi-je'-le-ah*) [after Adrian van der *Spiegel*; see *Spigelius*]. Pinkroot, a genus of plants of the order *Loganiaceæ*. The rhizome and rootlets of *S. marilandica* constitute the *spigelia* of the U. S. P.; they contain a volatile alkaloid,

spigelsne, and are used as an anthelmintic against the roundworm. Dose 10–20 gr. (0.65–1.3 Gm.) for a child; 1–2 dr. (4–8 Gm.) for an adult **s., fluidextract of** (*fluidextractum spigeliæ*, U. S. P.). Dose 10–20 min. (0.65–1.3 Cc.) for a child; 1–2 dr. (4–8 Cc.) for an adult.

Spigelian line, lobe (*spi-je'-le-an*). See *Spigelius' line, lobe*.

spigeline (*spi-je'-lēn*). An alkaloid said to exist in the anthelmintic species of *Spigelia*, of which it appears to be an active principle.

Spigelius' line [Adrian van der *Spiegel*, Belgian physician and anatomist, 1578–1625]. The semilunar line marking the insertion of the muscular fibers of the transversalis abdominis into its tendon. **S.'s lobe,** a small triangular lobe on the under surface of the right lobe of the liver.

spikenard (*spīk'-nard*). A name given to the rhizome of various species of *Valeriana*.

spiloma (*spi-lo'-mah*). Nevus.

spiloplania (*spi-lo-pla'-ne-ah*) [σπίλος, a stain; πλανή, wandering]. A condition characterized by transient or wandering maculæ of the skin. Also, a synonym of *elephantiasis græcorum*.

spiloplaxia (*spi-lo-plaks'-e-ah*) [σπίλος, spot; πλάξ, a broad surface]. 1. A condition marked by the spots symptomatic of elephantiasis 2. A synonym of leprosy

spilus (*spi'-lus*) [σπίλος, a spot]. A mole or colored mark on the skin; nevus.

spina (*spi'-nah*) [L.] 1. A thorn. 2. The spine. **s. accessoria ischii,** an inconstant projection into the great sciatic notch at the junction of the ischium and ilium. **s. angularis,** the spine of the sphenoid bone. **s. bifida,** a protrusion of the spinal membranes through a congenital cleft of the lower part of the vertebral column. **s. bifida occulta,** spina bifida in which there is no protrusion of the spinal membranes. **s. dorsalis,** the spinal column. **s. frontalis,** the nasal spine. **s. helicis.** See *crista helicis* **s. iliaca,** the iliac spine (anterior superior, anterior inferior, posterior superior and posterior inferior). **s. ischiadica, s. ischiatici, s. ischii.** See *spine of ischium*. **s. mentalis,** the mental spine; genial tubercle. **s. nasalis,** the nasal spine. **s. nodosa,** rhachitis. **s. scapulæ,** the spine of the scapula. **s. supra meatum,** an elevation just above the superior angle of the mastoid process of the temporal bone. It appears to be the posterior part of the zygomatic line. **s. tegminis,** a bony process in the tympanum, just above the entrance to the mastoid antrum. **s. ventosa,** a rarefying form of osteitis in which the bone is eroded or destroyed, and the subperiosteal tissue and osseous marrow contain numerous small cells with transuded red blood-corpuscles. It is frequently a result of syphilis.

spinacin (*spi'-nas-in*). A protein prepared from the cytoplasm of spinach leaves (*Spinacia oleracea*); it is insoluble in water and salt solutions, but is soluble in slight excess of acid or alkali.

spinal (*spi'-nal*). 1. Pertaining to the spine. 2. Pertaining to the spinal cord. **s. accessory nerve.** See under *nerve*. **s. canal.** See *canal, vertebral*. **s. column,** the vertebral column, composed of vertebræ, intervertebral cartilages, and ligaments. **s. cord,** the neural structure occupying the vertebral canal and extending from the atlas to the first lumbar vertebra, and terminating in the filum terminale. It is covered by the *spinal membranes* (the pia mater, arachnoid, and dura mater) and is divided into symmetrical halves by the anterior and posterior median fissures. These halves are joined together by the anterior white commissure and the gray commissure. In the middle of the latter is the central canal, a continuation of the ventricular cavities of the brain. Each half of the spinal cord consists of an internal mass of gray matter and an outer covering of white matter The former is subdivided into the anterior and posterior horns, which are made up of ganglion-cells, nerve-fibers, and delicate fibrils, and a modified neuroglia, the substantia gelatinosa. The white matter is divided by the two gray horns into three columns. the anterior, lateral, and posterior. These are again subdivided into distinct physiological tracts. Thus the anterior column includes the direct pyramidal tract (Türck's column) and the anterior ground-bundle, or anterior radicular zone, which is continuous with the adjacent part of the lateral column. In the latter the following tracts are distinguished the crossed pyramidal, direct cerebellar, anterolateral (Gowers' tract), and mixed lateral tract. The posterior column contains the posteromedian tract (Goll's column) and the posterolateral or posteroexternal tract (Burdach's column). The spinal cord is the conductor of impulses from and to the brain, as well as a center for reflex acts. **s. curvature.** See *lordosis, kyphosis*, and *scoliosis*. **s. epilepsy.** See *epilepsy, spinal*. **s. irritation,** a form of neurasthenia characterized by pain in the back, tenderness along the spines of the vertebræ, fatigue on slight exertion, and occasionally numbness and tingling in the limbs **s. marrow,** the spinal cord. **s. nerves,** the 31 pairs of nerves arising from the spinal cord, and grouped into 8 *cervical*, 12 *dorsal*, 5 *lumbar*, 5 *sacral*, 1 *coccygeal*. Each arises by two roots, a dorsal and a ventral. On the dorsal root is the spinal ganglion. Beyond the ganglion the two roots unite to form, in the spinal canal, the mixed trunk of a spinal nerve. The anterior roots supply efferent fibers to all the voluntary muscles of the trunk and extremities, to the smooth muscular fibers of the bladder, ureter, uterus, etc., vasomotor, inhibitory, secretory, and trophic fibers. The posterior roots carry afferent impulses.

spinalgia (*spi-nal'-je-ah*) [*spine*; ἄλγος, pain]. Tenderness of a vertebral spine to pressure

spinalis (*spi-na'-lis*) [*spine*]. 1. Spinal. 2. A muscle attached to the spinous processes of the vertebræ; see under *muscle*

spinant (*spi'-nant*) [*spine*]. A drug or other agent increasing the reflex excitability of the spinal cord; strychnine is a spinant.

spinate (*spi'-nāt*) [*spinatus*, having spines]. Armed with spines or thorn-shaped processes.

spindle (*spin'-dl*) [ME.]. A tapering rod or pin. A body having a fusiform shape. **s., achromatic, s., cleavage, s., karyokinetic, s., nuclear, s., segmentation,** the double cone-like appearance of the nucleus during certain stages of karyokinesis. **s.-cataract,** a form of cataract characterized by a spindle-shaped opacity extending from the posterior surface of the anterior portion of the capsule to the anterior surface of the posterior portion of the capsule, with a centra dilatation. **s.-cell,** a fusiform cell. **s.-celled** having fusiform cells, a form of cell typical of certain morbid growths, especially sarcoma; **fuso-**

cellular. **s., central,** the lining filaments spanning the interval between the centrosome at the completion of the prophase. **s.-legged,** having long, thin legs. **s., neuro-muscular,** small fusiform end-organs found in almost all the muscles of the body. **s., nuclear,** the cone-like appearance of the nucleus during certain stages of karyokinesis. **s.-oils,** lubricating oils. **s.-shanked,** same as *s.-legged* **s.-shaped,** shaped like a spindle; fusiform. **s.-tree,** see *euonymus.*

spine (*spīn*) [*spina,* a thorn]. 1. A sharp process of bone. 2. The backbone or spinal column. **s.-ache,** pain in or about the spine. **s., angular,** curvature of the spine. **s., cauda equina of.** See *cauda equina.* **s., cleft,** or **cloven.** See *spina bifida.* **s., cruciate.** See *s. of tibia* **s., ethmoid,** the spine on top of the sphenoid bone. **s., filum terminale of.** See *filum terminale.* **s., frontal.** See *frontal crest.* **s., hemal,** the part that closes in the hemal arch of a typical vertebra. **s., irritable.** See *spinal irritation.* **s., ischiatic.** See *s. of ischium* **s. of ischium,** a pointed eminence on the posterior border of the body of the ischium. It forms the lower border of the great sciatic notch **s., mental.** See *genial tubercles.* **s., navicular,** a pointed projection on the inner edge of the navicular bone **s., neural,** the part that closes in the neural arch of the typical vertebra. **s., occipital, external,** the external occipital crest. **s., palatine.** See *s., nasal.* **s., pharyngeal,** the ridge on the under surface of the basilar process of the occipital bone. **s. of the pubes,** the prominent tubercle on the upper border of the body of the pubes. **s., pubic.** See *s of the pubes.* **s., railway,** the designation given to a series of nervous symptoms developed from shock produced by a railway accident or from the concussion produced by constant travel **s. of the scapula,** the plate of bone crossing the dorsum of the scapula and dividing it into two unequal parts. **s., sciatic.** See *s of ischium.* **s., sphenoid,** the spinous process of the greater wing of the sphenoid bone **s. of the sphenoid.** See *s , sphenoid,* and *s., ethmoid.* **s. of the tibia,** the elevation upon the upper surface of the tibia between its two articulating surfaces. **s., trochlear,** a small projection on the upper ventral part of the inner wall of the orbit for the trochlea. **s., typhoid,** acute inflammation of one or more vertebræ following typhoid fever. **s., zygomatic,** a projection from the zygomatic process.

Spinelli operation (*spe-nel'-le*). Replacing a prolapsed uterus after incising its anterior wall and reversing the organ.

spinicerebrate (*spi-ni-ser'-e-brāt*). Furnished with a brain and spinal cord.

spinideltoid (*spi-ni-del'-toid*). The part of the deltoid muscle arising from the spine of the scapula.

spinifugal (*spi-nif'-ū-gal*) [*spine; fugere,* to flee]. Moving from the spinal cord.

spinipetal (*spi-nip'-et-al*) [*spine; petere,* to seek]. Moving toward the spinal cord.

spinitis (*spi-nī'-tis*). See *myelitis.*

spinitrapezius (*spi-ni-tra-pe'-ze-us*). The spinal part of the trapezius, not the cranial part.

spinobulbar (*spi-no-bul'-bar*) [*spine; bulbus,* the medulla oblongata]. Pertaining to the spinal cord and the medulla oblongata.

spinocellular (*spi-no-sel'-ū-lar*). Pertaining to, or like, prickle cells.

spinocortical (*spi-no-kor'-te-kal*). Pertaining to the spinal cord and the cerebral cortex.

spinocostalis muscle (*spi-no-kos-ta'-lis*). The two serratus posticus muscles regarded as one.

spinogalvanization (*spi-no-gal-van-i-za'-shun*). Galvanization of the spinal cord.

spinoglenoid (*spi-no-glen'-oid*). Relating to the spine of the scapula and the glenoid cavity.

spinol (*spin'-ol*). An extract of young, fresh spinach (*Atriplex hortensis*) leaves, containing about 2.6 % of iron and occurring both as a liquid and as a powder. It is used in the spinach cure for children. Dose 1–8 gr. (0.65–0.52 Gm.) several times daily. **s. siccum,** spinol in the form of a green powder.

spinomuscular (*spi-no-mus'-kū-lar*). Relating to the spinal cord and the muscles.

spinoneural (*spi-no-nū'-ral*). Pertaining to the spinal cord and the peripheral nerves.

spinose (*spi-nōs*) [*spinosus,* full of thorns]. Possessing thorns; or shaped like a thorn.

spinotectal (*spi-no-tek'-tal*). Pertaining to the spinal cord and the corpora quadrigemina.

spinous (*spī'-nus*) [*spine*] Pertaining to the spine, spiny or spiniform. **s. process,** the apophysis or prominence at the posterior part of each vertebra.

spinthariscope (*spin-thar'-is-kōp*) [*σπινθήρ,* a spark; *σκοπεῖν,* to view]. An instrument devised by Sir William Crookes for demonstrating the physical properties of radium. It consists of a fluorescent screen in front of which is placed a small quantity of radium bromide, with or without a lens for examining the scintillations.

spintherism (*spin'-ther-izm*) [*σπινθοερίζειν,* to emit sparks] Sensation of sparks before the eyes.

spintherometer (*spin-ther-om'-et-er*). Spintometer.

spintheropia (*spin-ther-o'-pe-ah*) [*σπινθήρ,* spark; *ὄψ,* sight]. Same as *spintherism.*

spintometer (*spin-tom'-et-er*) [*σπινθήρ,* spark; *μέτρον,* a measure]. An apparatus for measuring the length of sparks in the Roentgen tube.

spiradenitis (*spi-rad-en-ī'-tis*) [*σπεῖρα,* a coil; *adenitis*] Hidrosadenitis phlegmonous, *q. v.*

spiradenoma (*spi-rad-en-o'-mah*) [*σπεῖρα,* a coil; *ἀδήν,* a gland; *ὅμα,* a tumor]. Adenoma of the sweat-glands.

spiral (*spī'-ral*) [*σπεῖρα,* a coil]. 1. Winding like the threads of a screw, as a *spiral* bandage. 2. A curve having a *spiral* course. **s. bandage.** See *bandage.* **s. canal.** See *canal.* **s. lamina.** See *lamina spiralis.*

Spirasoma (*spi-rah-so'-mah*) [*σπεῖρα,* a coil; *σῶμα,* a body]. A genus of bacteria of the *Spirillaceæ* having rigid cells without flagella.

spirem, spirema, spireme (*spī'-rem, spi-re'-mah, spi-rēm'*) [*σπεῖρα,* a coil; a twist]. The close skein, or mother skein, or wreath, of chromatin-fibrils in a cell undergoing mitotic divisions.

Spirillaceæ (*spi-ril-la'-she-e*) [see *Spirillum*]. A family of *Schizomycetes* or bacteria whose cells are spirally curved. See *table* p. 862.

spirillicidal (*spir-il-e-sīd'-al*) [*Spirillum; cædere,* to kill]. Said of an agent which is capable of destroying spirilla or spirochætes.

spirillosis (*spir-il-o'-sis*). 1 Any affection due to *Spirillum.* 2. A disease of cattle in the Transvaal. **s. of fowls,** a disease of geese, ducks, guinea-fowls, turtle-doves, pigeons, and sparrows. The affected fowls exhibit diarrhea, loss of appetite, pale combs, and in acute cases die suddenly of convulsions. It is due to a spirillum which is transmitted by *Argas persicus.* The serum of animals which have recovered

from a first attack possesses strong immunizing properties.

Spirillum (*spi-ril'-um*) [*spirillum*, dim. of *spira* a coil]. A genus of spiral bacteria. See *table of Spirillaceæ* p. 858. **s.-fever.** See *relapsing fever.*

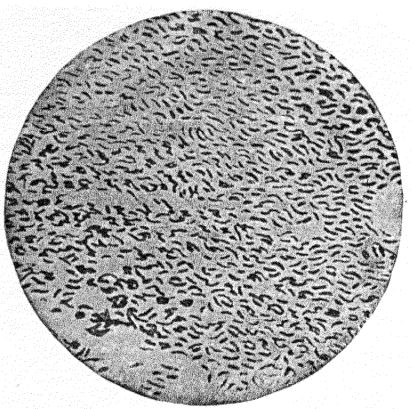

SPIRILLA OF CHOLERA. CULTURE ON STARCHED LINEN.

spirit (*spir'-it*) [*spiritus*, breath, from *spirare*, to breathe]. 1. The soul. 2. An alcoholic solution of a volatile substance. 3. Alcohol. **s., adiaphorous,** a liquid obtained by the distillation of cream of tartar. **s., ammonia.** See *ammoniæ, spiritus*, under *ammonia*. **s., anise.** See *anisi, spiritus*, under *anisum*. **s., Columbian,** deodorized methyl alcohol. **s., corn-,** whisky obtained by the distillation of corn. **s., methylated,** denatured alcohol, ethyl alcohol with one-ninth its volume of methyl alcohol. **s. of Mindererus,** a solution of ammonium acetate, used as a diuretic. **s., potato-,** whisky obtained by the distillation of potatoes. **s., proof-,** diluted alcohol (*alcohol dilutum*, U. S. P.; *spiritus tenuior*, B. P.), containing about 41 % by weight of absolute ethyl-alcohol. **s., pyroligneous,** wood alcohol. **s., rectified** (*spiritus rectificatus*, B. P.), contains 16% of water. **s. of salt,** hydrochloric acid. **s. of wine,** alcohol.

spirituous (*spir'-it-ū-us*). Alcoholic; pertaining to alcoholic liquors.

spiritus (*spir'-it-us*) [L.]. See *spirit*. **s. ætheris nitrosi.** See *niter, sweet spirit of*. **s. chloroformi,** is used as a carminative. Dose 10–60 min. (0.65–4.0 Cc.). See also *chloroform, spirit of*. **s. frumenti,** whisky, a spirit obtained by the distillation of fermented grain. **s. juniperi,** gin or whisky with which juniperberries and hops have been distilled. **s. lethalis,** carbonic acid. **s. myrciæ,** bay-rum; a hydroalcoholic solution of various essential oils, and containing 0.8% of oil of myrcia. **s. odoratus,** Cologne-water. **s. vini gallici** (U. S. P.), brandy; a liquor obtained by the distillation of wine. (*For other spirits see the different drugs.*) **s. vini vitis,** same as *s. frumenti, q. v.*

Spiro's test (*spe'-ro*) [Karl *Spiro*, German chemist, 1867–]. A test for the determination of ammonia and urea in urine by the use of barium oxide and petroleum; it is based on the tests of Folin and Mörner-Sjoqvist.

spiro- (*spi-ro-*). 1. [σπεῖρα, a coil]. A prefix meaning spiral. 2. [*spirare*, to breathe.] A prefix meaning relating to respiration.

spirobacteria (*spi-ro-bak-te'-re-ah*) [*spiro-; bacteria*]. The spirilla, spirochetes, and vibrios bacteria.

Spirochete, Spirochæta (*spi'-ro-kēt, spi-ro-ke'-tah*) [*spiro-;* χαίτη, a bristle]. A genus of bacteria characterized by flexible spiral filaments. See under *spirillum*. **S. duttoni,** the casue of African tick fever. **S. eurygyrata** occurs in feces. **S. novyi,** found in relapsing fever in South America. **S. pallida,** same as *Treponema pallidum, q. v.* **S. pallidula,** same as *s. pertenuis*. **S. pertenuis,** believed to be the cause of yaws. **S. phagedenis,** an anaerobe obtained from phagedenic ulcers on the external genitals. **S. plicatilis,** occurs in stagnant water and is of large size, being about 0.75μ thick and 20 to 500μ long. **S. recurrentis,** the spirillum of Obermeier found in the blood in cases of relapsing fever. **S. refringens,** occurs in primary syphilitic lesions along with *s. pallida*. **S. vincenti,** found in Vincent's angina or ulcerative disease of the tonsils.

spirochaetaceæ (*spi-ro-ke-tā'-se-e*) [*spirochete*]. An order of flagellates generally parasitic; wavy, thread like, with and without indulating membrane. See *Table* p.863.

spirochetemia (*spi-ro-ke-te'-me-ah*) [*spirochete; αἷμα*, blood]. The presence of spirochetes in the blood.

spirocheticide (*spi-ro-ke'-tis-īd*) [*spirochæta; cædere*, to kill]. An agent used to kill spirochetes.

spirochetolysis (*spi-ro-ke-tol'-is-is*) [*spirochæta;* λύσις, solution]. Destruction of spirochetes by specific antibodies or by chemotherapy.

spirochetosis (*spi-ro-ke-to'-sis*). An infection caused by spirochete.

spirochetotic (*spi-ro-ke-tot'-ik*). Pertaining to spirochetosis; syphilitic.

spirocide (*spi'-ro-sīd*). Trade preparation said to contain mercury, copper and vegetable matter.

spirofibrillæ (*spi-ro-fi-bril'-ē*) [*spiro-; fibrilla*, a small fiber]. The term applied by Fayod in his theory of the structure of protoplasm to supposed long, twisted, hollow fibrils constituting the protoplasm and nuclei of vegetable cells and uniting to form the spirospartas (*q. v.*). Fayod asserts also that the blood-plasma consists of spirofibrillæ and that they penetrate here and there into the hematoblasts. In this case Bütschli holds that Fayod mistakes coagulation of fibrin for spirofibrillæ.

spiroform (*spi'-ro-form*). Trade name of acetyl phenyl salicylate.

spirograph (*spi'-ro-graf*) [*spiro-;* γράφειν, to write]. An instrument for registering the respiration.

spirographidin (*spi-ro-graf'-id-in*). The hyalin obtained from spirographin.

spirographin (*spi-ro-graf'-in*) [σπεῖρα, coil; γράφειν, to write]. A substance from the cartilage and skeletal tissues of worms. *Spirographis*.

spiroid (*spi'-roid*) [*spira*, spire]. Resembling a screw; having spiral convolutions.

spiroma (*spi-ro'mah*). Spiradenoma.

spirometer (*spi-rom'-et-er*) [*spiro-; μέτρον*, a measure]. An instrument for measuring the quantity of air taken in and given out in forcible respiration.

spirometric (*spi-ro-met'-rik*) [*spiro-; μέτρον*, measure]. Pertaining to the spirometer or to spirometry.

spirometry (*spi-rom'-et-re*) [see *spirometer*]. Pertains to the measurement of respiration.

Spiromonas (*spi-ro-mo'-nas*) [*spiro-*; *μονάς*, a unit]. A genus of biflagellate monads or free-swimming animalcules established by Perty (1852), now referred to *Bodo* (Ehrenberg), Stein.

spironema (*spi-ro-ne'-mah*) [*spiro-*; *νῆμα*, a thread], Treponema. **s. pallidum,** same as *Treponema pallidum, q. v.*

spirophore (*spi'-ro-fōr*) [*spiro-*; *φέρειν*, to bear]. An instrument for performing artificial respiration.

spirosal (*spi'-ro-sal*). Trade name of a monoglycolic ester of salicylic acid, used externally in rheumatism and similar conditions

Spiroschaudinnia (*spi-ro-shou-din'-e-ah*). A genus of spirochetes. **S. duttoni,** the cause of West African relapsing fever. **S. recurrentis,** the cause of European relapsing fever. **S. vincenti,** one of the causes of Vincent's angina.

spirospartæ (*spi-ro-spar'-te*) [*spiro-*; *σπάρτη*, a rope]. The term applied by Fayod in his theory to twisted hollow strings the walls of which are formed by the twisting together of the fibrils or spirofibrillæ. The cavities of the spirospartæ and spirofibrillæ are said to be filled in the normal condition by "granular plasma;" spirospartæ pass from the protoplasm into the nucleus and *vice versa*, and also may be traced frequently from one cell into a neighboring one, so that the cell loses its value as a morphological and physiological unit. These results were obtained in vegetable cells, chiefly by injection with quicksilver, by which method Fayod believes he filled the cavities of the spirospartæ and spirofibrillæ with metal. Cf. *spirofibrillæ*

spirulina (*spi-rū-li'-nah*) [*spirula*, from *spira*, a coil]. A spiral microorganism of spindle shape.

spissated (*spis'-a-ted*). Inspissated.

spissitude (*spis'-it-ūd*) [*spissare*, to thicken], The state of being inspissated.

spit [ME., *spitten*, to spit] 1. To eject sputum from the mouth. 2 Saliva 3. A frothy secretion produced by certain insects as a means of protection.

spittle (*spit'-l*). See *saliva*.

Spitzka's bundle (*spits'-kah*) [Edward Charles *Spitzka*, American neurologist, 1852–1914]. A tract of nerve-fibers which passes from the cerebral cortex through the pyramidal region of the crus cerebri to the oculomotor nuclei of the opposite side. **S.'s nucleus,** the central nucleus of the oculomotor group in the gray matter below the aqueduct of Sylvius. **S.'s postorbital limbus,** a welt-like projection of the orbital surface of the frontal lobe into the middle cranial fossa

Spitzka-Lissauer's tract. See *Lissauer's tract.* **S.-L.'s column,** in the spinal cord, a group of nerve fibers lying just in front of and just behind the posterior horns.

Spix, angles of (*spiks*) [Joannes Baptist *Spix*, German anatomist, 1781–1826]. In craniometry, those angles formed: (1) between the alveolo-nasal line and the coronal line; (2) between the alveolo-nasal line and the naso-basilar line. **S., horizontal plane of,** in craniometry, the alveolocondylean plane. **S.'s spine,** the bony spine at the inner border of the inferior dental foramen, giving attachment to the sphenomaxillary ligament; the lingula of the inferior maxillary bone.

splanchna (*splangk'-nah*) [*σπλάγχνα*, viscera]. 1. The intestines. 2. The viscera.

splanchnapophyseal (*splangk-nap-off-iz'-e-al*) [*splanchna; apophysis*]. Pertaining to a splanchnapophysis.

splanchnapophysis (*splangk-nap-off'-is-is*) [*σπλάγχνα*, viscera; *apophysis*]. An apophysis or out-growth of a vertebra on the opposite side of a vertebral axis from a neuropophysis, and inclosing some viscus.

splanchnectopia (*splank-nek-to'-pe-ah*) [*σπλάγχνα*, viscera; *ἐκτοπος*, displaced]. The abnormal position or dislocation of a viscus

splanchnemphraxis (*splangk-nem-fraks'-is*) [*σπλάγχνα*, viscera; *ἐμφράξις*, obstruction]. Obstruction of the intestine.

splanchnesthesia (*splangk-nes-the'-ze-ah*) [*σπλάγχνον*, a viscus; *αἴσθησις*, sensation]. Visceral sensation.

splanchnesthetic (*splangk-nes-thet'-ik*). Pertaining to visceral sensation.

splanchneurysma (*splangk-nū-riz'-mah*) [*splanchno-; aneurysm*] Distention of the intestines.

splanchnic (*splangk'-nik*) [*σπλάγχνα*, viscera]. 1. Pertaining to or supplying the viscera. 2. A remedy efficient in diseases of the bowels. **s. nerves,** three nerves, the great, lesser, and least, or renal splanchnic, derived from the sympathetic system.

splanchno- (*splangk-no-*) [*σπλάγχνα*, viscera] A prefix denoting pertaining to the viscera.

splanchnoblast (*splangk'-no-blast*) [*splanchno-; βλαστός*, a germ]. An anlage, proton, or incipient rudiment destined to take part in the formation of one or more of the viscera.

splanchnocele (*splangk'-no-sēl*) [*splanchno-; κοίλος*, hollow]. 1. A protrusion of any abdominal viscus. 2. Splanchnocœle

splanchnocœle (*splangk'-no-sēl*) [*splanchno-; κοίλος*, hollow]. That part of the cœlom which persists in the adult, and gives rise to the pericardial, pleural, and abdominal cavities; the ventral cœlom, or pleuroperitoneal space. It appears as a narrow fissure in the parietal zone of the mesoblast.

splanchnodiastasis (*splangk-no-di-as'-tas-is*) [*splanchno-; diastasis*]. Displacement or separation of the viscera.

splanchnography (*splank-nog'-raf-e*) [*splanchno-; γραφεῖν*, to write]. The descriptive anatomy of the viscera.

splanchnolith (*splangk-no'-lith*) [*splanchno-; λίθος*, a stone]. Calculus of a viscus.

splanchnolithiasis (*splangk-no-lith-i'-as-is*) [*splanchno-; λίθος*, stone] The condition of calculus of the intestine.

splanchnology (*splangk-nol'-o-je*) [*splanchno-; λόγος*, science]. The branch of medical science treating of the viscera.

splanchnomegaly (*splangk-no-meg'-al-e*) [*splanchno-; μέγας*, large]. Giant growth of the viscera.

splanchnopathy (*splangk-nop'-ath-e*) [*splanchno-; πάθος*, disease]. Disease of viscera.

splanchnopleural (*splangk-no-ploo'-ral*) [*splanchnopleure*]. Relating to the splanchnopleure.

splanchnopleure (*splangk'-no-ploor*) [*splanchno-; πλευρά*, the side]. The visceral layer of mesoderm forming the covering of the digestive tube.

splanchnoptosia, splanchnoptosis (*splangk-nop-to'-she-ah, -sis*) [*splanchno-; πτῶσις*, a falling]. A condition of relaxation of the abdominal viscera; it includes gastroptosis, enteroptosis, nephroptosis, less commonly hepatoptosis and splenoptosis.

splanchnosclerosis (*splangk-no-skle-ro'-sis*) [*splanchno-; σκληρός*, hard]. Visceral induration.

splanchnoscopy (*splangk-nos'-ko-pe*) [*splanchno-*; σκοπεῖν, to examine]. Visual examination of the viscera.

splanchnoskeleton (*splangk-no-skel'-et-on*) [*splanchno-*; *skeleton*]. That portion of the skeleton related to the viscera.

splanchnosomatic (*splangk-no-so-mat'-ik*) [*splanchno-*; σώμα, body]. Pertaining to the viscera and the body.

splanchnotomy (*splangk-not'-o-me*) [*splanchno-*; τέμνειν, to cut]. Dissection of the viscera.

splanchnotribe) (*splangk'-no-trīb*) [*splanchno-*; τρίβειν, to crush]. An instrument for crushing the intestine and so occluding its lumen, previous to resecting the intestine.

splashing (*splash'-ing*) [origin obscure]. Making a splashing sound. **s. fremitus,** a noise heard in succession in some cases of pleural effusion; it may be simulated by the presence of fluid in a distended stomach. **s. in the stomach,** a sign of atony of that organ.

splay-foot. See *talipes*.

spleen (*splēn*) [σπλήν, spleen] One of the abdominal viscera, situated just below the diaphragm on the left side, and connected with the hematopoietic system It is covered by a fibroelastic capsule from which trabeculæ radiate into the organ. In the spaces formed by these are found collections of lymphoid tissue (the Malpighian corpuscles) and the splenic pulp. The Malpighian corpuscles surround the small branches of the splenic artery. The splenic pulp consists of a delicate reticulum containing large connective-tissue cells, lymphoid cells, and red corpuscles. The spleen receives a large amount of blood, which in passing from the termination of the splenic artery to the beginning of the splenic vein is probably not held within walls, but comes in direct contact with the lymphoid tissue. The spleen normally weighs about 200 Gm. **s., accessory,** a detached portion of splenic tissue in the neighborhood of the spleen. Syn., *splenculus*. **s., bacon,** a uniformly lardaceous spleen. **s., floating.** See *s., wandering*. **s., Indian,** an indurated spleen sometimes found in Anglo-Indians. **s., lardaceous,** an enlargement of the spleen due to waxy degeneration. **s.-pulp,** the proper substance of the spleen. **s., sago-,** one of which the Malpighian follicles are the seat of amyloid change. **s., wandering,** one that, owing to relaxation of its attachments, is movable **s., waxy.** See *s., lardaceous*.

splen- (*splen-*) [σπλήν, spleen] A prefix denoting pertaining to the spleen.

splenadenoma (*splen-ad-en-o'-mah*) [*splen-; adenoma*] Hyperplasia of the lymphoid tissue of the spleen

splenæmia. See *aplenemia*.

splenalgia (*splen-sl'-je-ah*) [*splen-*; ἄλγος, pain]. Neuralgic pain in the spleen

splenauxe (*splen-awks'-e*) [*spleen; αὐξή*, increase]. Enlargement of the spleen.

splenculus (*splen'-kū-lus*) [*spleen*]. An accessory spleen.

splenectasia (*splen-ek-ta'-se-ah*). Splenectasis.

splenectasis (*splen-ek'-tas-is*) [*spleen; ἔκτασις*, enlargement]. Enlargement of the spleen.

splenectomize (*splen-ek'-tom-īz*) [*splenectomy*]. To excise the spleen.

splenectomy (*splen-ek'-to-me*) [*splen-; ἐκτομή*, excision]. Excision of the spleen.

splenectopia, splenectopy (*splen-ek-to'-pe-ah, splen-ek'-to-pe*) [*splen-; ἔκτοπος*, dislocated]. Displacement of the spleen.

splenelcosis (*splen-el-ko'-sis*) [*splen-; ἕλκωσις*, ulceration]. Ulceration of the spleen.

splenelcus (*splen-el'-kus*) [*splen-; ἕλκος*, ulcer.] An ulcer upon the spleen

splenemia, splenæmia (*splen-e'-me-ah*) [*splen-; αἷμα*, blood]. Splenic leukemia.

splenemphraxis (*splen-em-fraks'-is*) [*splen-; ἔμφραξις*, obstruction]. Congestion of the spleen from any cause

spleneolus (*splen-e'-o-lus*). Accessory spleen.

splenepatitis (*splen-ep-at-i'-tis*) [*splen-; ἧπαρ*, liver; *ιτις*, inflammation]. Inflammation involving both liver and spleen

splenetic (*splen-et'-ik*). Splenic. Pertaining to the spleen, ill-humored, fretful; hypochondriacal

splenial (*sple'-ne-al*) [σπλήνιον, bandage]. 1. Serving as a bandage or splint. 2. Pertaining to the splenium or to the splenius.

splenic (*splen'-ik*) [*spleen*] 1 Pertaining to or affecting the spleen 2 A remedy efficient in disorders of the spleen 3. Affected with splenitis. **s. apoplexy, s. fever.** See *anthrax*

splenicogastric (*splen-ik-o-gas'-trik*) [σπληνικός, splenic, γαστήρ, stomach] Belonging or pertaining to both the spleen and the stomach.

splenicopancreatic (*splen-ik-o-pan-kre-at'-ik*) [σπληνικός, splenic; *pancreas*]. Belonging or pertaining to both the spleen and the pancreas.

splenicterus (*splen-ik'-ter-us*) [*spleen; icterus*]. Inflammation of the spleen associated with jaundice

splenículus (*splen-ik'-ū-lus*). See *splenculus*.

splenicus (*splen'-ik-us*) [*spleen*]. 1. Splenic 2. A drug acting upon the spleen

spleniferrin (*splen-i-fer'-in*). An organic iron preparation said to be obtained from the spleen.

splenification (*splen-if-ik-a'-shun*). See *splenization*.

splenified (*splen'-if-īd*). Of a tissue, resembling the tissue of the spleen, as *splenified* bone-marrow

spleniform (*splen'-e-form*). Resembling the spleen.

splenin (*splen'-in*) An organotherapeutic preparation made from the spleen of animals.

splenserrate (*splen-is-er'-āt*) [σπλήνιον, bandage; *serra*, saw]. Pertaining to the splenius and serrate muscles

splenitic (*splen-it'-ik*) See *splenic*

splenitis (*splen-i'-tis*) [*splen-; itis*, inflammation]. Inflammation of the spleen. **s., spodogenous,** that due to accumulation of waste-matter

splenium (*sple'-ne-um*) [σπλήνιον, a bandage]. 1. A bandage. 2 The rounded posterior extremity of the corpus callosum.

splenius (*sple'-ne-us*) [*splenium*] Shaped like a splenium, as the *splenius* muscle or simply *splenius* See under *muscle*.

splenization (*splen-i-za'-shun*) [*spleen*] The change in an organ, especially the lung, produced by congestion, whereby it comes to resemble the tissue of the spleen.

spleno- (*splen-o-*) [σπλήν, spleen]. A prefix denoting pertaining to the spleen.

splenoblast (*splen'-o-blast*) [*spleno-*; βλαστός, a germ]. A cell from which a splenocyte is derived.

splenocele (*splen'-o-sēl*) [*spleno-*; κήλη, hernia]. 1. Hernia of the spleen 2. A tumor of the spleen.

splenocleisis (*splen-o-kli'-sis*) [*spleno-*; κλείειν, to shut in]. Causing the production of new fibrous tissue on the spleen, as by friction with **gauze.**

splenocolic (*splen-o-kol'-ik*) [*spleno-*; κόλον, colon]. Pertaining to the spleen and the colon.

splenocyte (*splen'-o-sīt*) [*spleno-*; κύτος, a cell]. The cell peculiar to splenic tissue.

splenodynia (*splen-o-din'-e-ah*) [*spleno-*; ὀδύνη, pain] Pain in the spleen.

splenogranulomatosis siderotica (*splen-o-gran-ū-lo-mat-o'-sis sī-der-ot'-ik-ah*). Same as *Gamna's disease, q. v.*

splenography (*splen-og'-ra-fe*) [*spleno-*; γράφειν, to write]. The descriptive anatomy of the spleen.

splenohemia, splenohæmia (*splen-o-he'-me-ah*) [*spleno-*; αἷμα, the blood]. Congestion of the spleen. Hyperemia of the spleen.

splenohepatomegaly (*splen-o-hep-at-o-meg'-al-e*) [*spleno-*; ἧπαρ, liver; μέγας, great]. Enlargement of the liver and spleen.

splenoid (*splen'-oid*) [*spleno-*; εἶδος, resemblance]. Resembling the spleen.

splenokeratosis (*splen-o-ker-at-o'-sis*) [*spleno-*; κέρας, horn]. Splenic induration

splenolaparotomy (*splen-o-lap-ar-ot'-o-me*). See *laparosplenotomy.*

splenology (*splen-ol'-o-je*) [*spleno-*; λόγος, science]. The sum of what is known of the splenic structure, function, and diseases.

splenolymph (*splen'-o-limf*). Intermediate in character between the spleen and a lymph-gland. See *glands, splenolymph.*

splenolymphatic (*splen-o-lim-fat'-ik*) Relating to the spleen and the lymph-glands.

splenolymphoma (*splen-o-lim-fo'-mah*). See *splen-adenoma.*

splenolysin (*splen-ol'-is-in*) [*spleno-*; *lysin*]. An antibody destructive to splenic tissue or cells.

splenolysis (*splen-ol'-is-is*) [*spleno-*; λύσις, solution]. Destruction of splenic tissue.

splenoma (*splen-o'-mah*) [*spleno-*; ὄμα, tumor]. Tumor of the spleen

splenomalacia (*splen-o-mal-a'-se-ah*) [*spleno-*; μαλακία, softness]. Softening of the spleen.

splenomedullary (*splen-o-med'-ul-a-re*) Relating to the spleen and the marrow of bones.

splenomegalia, splenomegaly (*splen-o-meg-a'-le-ah, splen-o-meg'-al-e*) [*spleno-*; μέγας, large]. Enlargement of the spleen, especially simple enlargement of the spleen without leukemia; by some it is considered merely as Hodgkin's disease of splenic type **s., tropical,** kala azar.

splenomyelogenous (*splen-o-mi-el-oj'-en-us*) Referring to the spleen and bone marrow; splenomedullary.

splenomyelomalacia (*splen-o-mi-el-o-mal-a'-se-ah*) [*spleno-*; μύελος, marrow; μαλάκια, softening]. Softening of the spleen and bone marrow.

splenoncus (*splen-ong'-kus*). See *splenoma.*

splenonephric (*splen-o-nef'-rik*). Pertaining to the spleen and the kidney.

splenopancreatic (*splen-o-pan-kre-at'-ik*). Pertaining to the spleen and the pancreas.

splenoparectama, splenoparectasis (*splen-o-par-ek'-ta-mah, splen-o-par-ek'-ta-sis*) [*spleno-*; ἔκτασις, distention]. Enlargement of the spleen.

splenopathia (*splen-o-path'-e-ah*). See *splenopathy.* **s. leukocythæmica,** splenic leukemia.

splenopathy (*splen-op'-ath-e*) [*spleno-*; πάθος, suffering]. Any disease of the spleen.

splenopexia, splenopexis, splenopexy (*splen-o-peks'-e-ah, splen'-o-peks-is, splen'-o-peks-e*) [*spleno-*; πῆξις, a fixing in]. Fixation of a wandering spleen to the abdominal wall by means of sutures.

splenophlegmone (*splen-of-fleg'-mon-e*) [*spleno-*; φλεγμονή, inflammation]. Phlegmonous inflammation of the spleen.

splenophrenic (*splen-o-fren'-ik*) [*spleno-*; φρήν, diaphragm]. Pertaining to the spleen and the diaphragm.

splenophthisis (*splen-off'-this-is*) [*spleno-*; φθίσις, wasting]. Atrophy of the spleen.

splenopneumonia (*splen-o-nū-mo'-ne-ah*) [*spleno-*; *pneumonia*]. Pneumonia with splenization of the lung.

splenoptosis (*splen-op-to'-sis*) [*spleno-*; πτῶσις, a falling] Downward displacement of the spleen.

splenorrhagia (*splen-or-a'-je-ah*) [*spleno-*; ῥηγνύναι, to burst forth]. Hemorrhage from the spleen.

splenorrhaphy (*splen-or'-af-e*) [*spleno-*; ῥάφη, suture]. Suture of the spleen.

splenoscirrhus (*splen-o-skir'-us*) [*spleno-*; σκῖρρος, hardness]. Cancer of the spleen.

splenotomy (*splen-ot'-o-me*) [*spleno-*; τέμνειν, to cut]. 1 The operation of incising the spleen. 2. Dissection of the spleen.

splenotoxin (*splen-o-toks'-in*). A cytotoxin with specific action on the cells of the spleen.

splenotyphoid (*splen-o-ti'-foid*) [*spleno-*; *typhoid*]. Typhoid fever with splenic complication.

splenule (*splen'-ūl*). An accessory or rudimentary spleen

splenulus (*splen'-ū-lus*). An accessory or rudimentary spleen.

splenunculus (*splen-ung'-kū-lus*). Accessory spleen; lienunculus

splint [Swedish, *splint*, a kind of spike]. A piece of wood, metal, or other material for keeping the ends of a fractured bone or other movable parts in a state of rest. **s., anchor,** a splint used for fracture of the jaw. Metal loops fit over the teeth, and are held in contact by a rod and nut. **s. bandage,** an immovable bandage. **s. Bavarian,** coarse flannel is cut to fit the part, and stitched over the limb. A thick paste of plaster of Paris is rubbed upon the cloth to secure immobility **s. bone,** the fibula. **s.-box.** See *fracture-box.* **s., bracketed,** a splint consisting of two pieces of wood or metal joined by brackets. **s., interdental,** an appliance used in the treatment of fractured jaws **s., poroplastic,** a splint which can be softened with hot water and molded upon the limb, to harden and retain the shape when dried.

splintage (*splint'-āj*). The application of splints.

splinter (*splin'-ter*) [ME., *splinteren*, to split]. See *sequestrum* Applied, also, popularly to a bit of wood or other material that pierces the skin. **s.-bone.** 1. The fibula. 2. A term applied to one of the two small bones extending from the knee to the fetlock of the horse, behind the shank-bone.

split. A longitudinal fissure. **s. cloth,** a bandage for the head with six or eight tails attached to a central part. **s. pelvis,** congenital non-union of the bones of the pubes at the symphasis.

splitting (*split'-ing*). A chemical change in which a compound is changed into two or more simpler bodies; hydrolysis.

spodiomyelitis (*spo-de-o-mi-el-i'-tis*) [σποδιός, gray; μυέλος, marrow; ιτις, inflammation]. An acute inflammation in the anterior cornua of the spinal cord, in which the larger multipolar ganglion-cells are destroyed. Poliomyelitis.

spodium (*spo'-de-um*) [σποδός, ashes]. An old term for animal charcoal.

spodogenous (*spo-doj'-en-us*) [σποδός, ashes; γεννᾶν, to produce]. Pertaining to or produced by waste-material, as *spodogenous* enlargement of the spleen, a swelling of the spleen produced

by the accumulation of the detritus of red corpuscles.

spodophagous (*spo-dof'-ag-us*) [*σποδός*, ashes; *φαγεῖν*, to eat]. Destroying the waste-material of the body.

spodophorous (*spo-dof'-or-us*) [*σποδός*, ashes; *φέρειν*, to bear]. Carrying or conveying waste-material.

Spoendel's foramen. A small opening in the cartilaginous base of the skull between the ethmoid and the lesser wings of the sphenoid and the anterior ethmoid.

spokebone (*spōk'-bōn*). See *radius*.

spoke-shave (*spōk'-shāv*). A ring-knife, devised by Carmalt Jones, for use in operations on the nasal cavities.

spondyl-, spondylo- (*spon-dil-*, *spon-dil-o-*) [*σπόνδυλος*, vertebra]. A prefix denoting pertaining to a vertebra.

spondylalgia (*spon-dil-al'-je-ah*) [*spondyl-*; *ἄλγος*, pain]. Pain referred to a vertebra.

spondylarthritis (*spon-dil-ar-thri'-tis*) [*spondyl-*; *ἄρθρον*, joint; *ιτις*, inflammation]. Inflammation of a vertebral articulation. **s. synovialis,** inflammation of the synovial membranes of the articular process of the vertebræ (Huter).

spondylarthrocace (*spon-dil-ar-throk'-as-e*) [*spondyl-*; *ἄρθρον*, joint, *κακή*, evil]. Caries of a vertebra.

spondyle (*spon'-dil*) [*σπόνδυλος*, a vertebra]. A vertebra.

spondylexarthrosis (*spon-dil-eks-ar-thro'-sis*) [*spondyl-*; *ἐξ*, out; *ἄρθρον*, joint]. Dislocation of a vertebra

spondylitic (*spon-dil-it'-ik*). Relating to spondylitis.

spondylitis (*spon-dil-i'-tis*) [*spondyl-*; *ιτις*, inflammation]. Inflammation of one or more vertebræ; Pott's disease. **s. cervicalis,** arthritis of one or more cervical vertebræ. **s. deformans,** chronic inflammation of the vertebræ, of a gouty or rheumatic nature, terminating in ankylosis and deformity. **s. tuberculosa,** tuberculous spondylitis; Pott's disease.

spondylizema (*spon-dil-i-ze'-mah*) [*spondyle*; *ζῆμα*, a subsiding]. The settling of a vertebra into the place of a subjacent one that has been destroyed.

spondylocace (*spon-dil-ok'-as-e*). See *spondylarthrocace*

spondylodiagnosis (*spon-di-lo-di-ag-no'-sis*) [*spondylo-*; diagnosis]. Diagnosis by means of vertebral percussion combined with study of the visceral reflexes.

spondylodidymia (*spon-dil-o-did-im'-e-ah*) [*spondyle*; *δίδυμος*, twin]. A form of somatodymia in which the union is in the vertebræ. Syn., *vertebradymia*.

spondylodymus (*spon-dil-od'-im-us*) [*spondyle*; *δῦειν*, to enter]. A twin monster united by the vertebræ.

spondylodynia (*spon-dil-o-din'-e-ah*) [*spondyle*; *ὀδύνη*, pain]. Pain in a vertebra.

spondylolisthesis (*spon-dil-o-lis-the'-sis*) [*spondyle*; *ὀλίσθησις*, a slipping]. Deformity of the spinal column produced by the gliding forward of the lumbar vertebræ in such a manner that they overhang the brim and obstruct the inlet of the pelvis; especially the separation of the last lumbar vertebra from, and its slipping forward on, the sacrum.

spondylolisthetic (*spon-dil-o-lis-thet'-ik*). Pertaining to or caused by spondylolisthesis.

spondylolizema (*spon-dil-o-liz-e'-mah*). Same as *spondylizema*.

spondylomyelitis (*spon-dil-o-mi-el-i'-tis*). See *spondylitis*.

spondylopathia (*spon-dil-o-pa'-the-ah*). See *spondylopathy*

spondylopathy (*spon-dil-op'-ath-e*) [*spondyle*; *πάθος*, a suffering]. Any disease of the vertebræ.

spondylopyosis (*spon-dil-o-pi'-o-sis*) [*spondyle*; *πῦον*, pus]. Suppurative inflammation of one or more vertebræ.

spondyloptosis (*spon-dil-op-to'-sis*). See *spondylolisthesis*.

spondyloschisis (*spon-dil-os'-kis-is*) Deficient ossification in the arch of the fifth lumbar vertebra; this is said to be one of the causes of spondylolisthesis. The condition may affect one or both sides of the vertebræ.

spondylosis (*spon-dil-o'-sis*) [*spondyle*] Vertebral ankylosis. **s., rhizomelic,** spondylose rhizomelique; Marie's term for a variety of arthritis deformans with ankylosis of the vertebræ and arthritis of the hips and shoulders.

spondylotherapy (*spon-dil-o-ther'-ap-e*). Spinal therapeutics; the treatment of diseased conditions by various manipulations applied to the spinal column.

spondylotomy (*spon-dil-ot'-o-me*) [*spondyle*; *τομή*, section] Section of a vertebra in embryotomy; section of a vertebra in correcting a deformity. Cf *rhachiotomy*.

spondylous (*spon'-dil-us*) [*spondyle*]. Vertebral; like a vertebra.

spondylus (*spon'-dil-us*) [*spondyle*]. A vertebra.

sponge (*spunj*) [*σπόγγος*, a sponge]. A marine animal of the class *Porifera*, having a porous, horny skeleton; also the skeleton itself, used as an absorbent. **s., animalcule,** a sponge cell. **s.-bath,** the application of water to the surface of the body by means of a sponge. **s., burnt,** sponge-charcoal made from fine sponges cleansed and burned, then powdered and sifted through a No. 100 silk sieve. **s., compressed,** a fine sponge cleansed, exposed to pressure, and dried. **s.-gatherer's disease,** a disease of divers due to a secretion of a species of *Actinia* found in waters where sponges grow. This viscid excretion causes at the point of contact upon the body a swelling and intense itching, followed by a papule surrounded by a zone of redness which later becomes black and gangrenous and forms a deep ulcer. **s.-graft.** See *graft, sponge-* **s. holder,** an instrument consisting of a rod which serves as a handle, furnished at the distal end with a device for clasping a sponge. **s. prepared,** a sponge rendered soft and elastic and suitable for surgical uses by soaking in cold water and separation of calcareous matter. **s.-tent.** See *tent, sponge-*. **s. test,** a hot sponge is passed up and down the spine; in the presence of caries, pain is felt as the sponge passes over the seat of the lesion.

spongework (*spunj-werk*). Synonym of *spongioplasm*.

spongia (*spun'-je-ah*). See *sponge*. **s. cerata.** See *sponge, waxed*. **s. compressa.** See *sponge, compressed*. **s. fluviatilis,** small sponges found on stones and on water-plants in streams, ponds, and marshy places. **s. lacustris,** a Russian variety used by homeopaths in the preparation of a tincture. **s. officinalis, s. præparata.** See *sponge, compressed*, and *s., prepared*. **s. usitatissima,** sponges with fine

pores cleansed and pressed. **s. usta.** See *sponge, burnt.*

spongiform (*spun'-je-form*) [*sponge; forma*, a form]. Resembling a sponge.

spongin (*spun'-jin*) [*sponge*]. The horny substance forming the skeletal fibers of the sponge.

spongioblast (*spun'-je-o-blast*) [*sponge; βλαστός*, a germ]. A variety of cell derived from the ectoderm of the embryonic neural tube, and forming later the neuroglia. **s. of inner molecular layer of retina.** See *cells, amacrine.*

spongiocyte (*spun'-je-o-sīt*) [*sponge; κύτος*, a cell]. Fish's term for the glia or neuroglia cell.

spongioid (*spun'-je-oid*) [*sponge; εἶδος*, resemblance]. Spongiform.

spongiopilin (*spun-je-o-pī'-lin*) [*sponge; πῖλος*, felt]. Felted or woven cloth into which tufts of sponge are incorporated and one side of which is coated with rubber; it is used as a poultice.

spongioplasm (*spun'-je-o-plazm*) [*sponge; πλάσσειν*, to mold]. The fine, elastic protoplasmic threads forming the reticulum of cells.

spongiosa (*spun-je-o'-sah*). The gray matter in the spinal cord except that which is found at the head of the posterior horn and around the central canal.

spongiose (*spun'-je-ōs*) [*σπόγγος*, sponge]. Full of pores, like a sponge.

spongiositis (*spun-je-o-si'-tis*). Inflammation of the corpus spongiosum.

spongy (*spun'-je*) [*σπόγγος*, sponge]. Having the texture of sponge, very porous. **s. body,** the corpus spongiosum. **s. bones,** bones having a porous, reticulated structure, especially the turbinated bones of the nose, and the sphenoid and ethmoid bones. **s. portion of the urethra,** that contained in the corpus spongiosum of the penis.

spontaneous (*spon-ta'-ne-us*) [*spons*, will]. Voluntary; occurring without extraneous impulse; automatic.

spoon. An instrument consisting of an oval or circular bowl fixed to a handle; it is used in surgery to scrape away dead tissue, granulations, etc. **s.-nail,** a nail with a concave outer surface.

spoonful. A spoon is full when the contained liquid comes up to but does not show a curve above the upper edge or rim of the bowl. A teaspoonful equals 5 Cc.; a dessertspoonful, 10 Cc.; a tablespoonful, 15 Cc

spora (*spo'-rah*) [L.]. See *spore.*

sporadic (*spor-ad'-ik*) [*σποραδικός*, scattered]. Scattered; occurring in an isolated manner. **s. cholera,** cholera morbus

sporadoneure (*spor-ad'-o-nūr*) [*σποράς*, scattered; *νεῦρον*, a nerve]. An isolated nerve-cell

sporangia (*spor-an'-je-ah*). Plural of *sporangium.*

sporangial (*spor-an'-je-al*). Relating to a sporangium.

sporangium (*spor-an'-je-um*) [*spore; ἀγγεῖον*, a vessel; pl., *sporangia*]. In biology, a capsule producing or inclosing spores.

sporation (*spor-a'-shun*) [*σπόρος*, seed]. See *sporulation.*

spore (*spōr*) [*σπόρος*, seed]. 1. A reproductive body of a cryptogam. 2. Any germ or reproductive element less organized than a true cell; also any spermatic or ovulary cell. **s.-capsule,** a spore-case. **s.-case,** the sporangium or covering of a spore. **s.-cell,** a spore. **s., compound,** a spore that produced secondary spores. **s., daughter,** a spore produced in a mother-cell. **s.-formation,** the origination of spores. **s.-group.** Same as *sporidesm.* **s., inactive,** a nonmotile fertile cell. **s., mother-,** a mother-cell. **s., naked,** a gymnospore. **s.-plasm,** the protoplasm of a sporangium. **s., primary,** a spore the germination of which produces a prothallium; a protospore. **s.-sac,** the sac lining the cavity of the sporangium of mosses; see *sporangium.* **s., secondary,** a merispore; cf. *s. compound.* **s., swarm,** a spore endowed with the power of locomotion.

sporicidal (*spor-is-ī'-dal*) [*spore; cædere*, to kill]. Destructive to spores

sporicide (*spor'-is-īd*) [*spore; cædere*, to kill]. Any agent which destroys spores.

sporidesm (*spor'-id-ezm*) [*spore; δέσμη*, a bundle]. In biology, a septate or compound spore.

sporidium (*spor-id'-e-um*) [*spore; ἰδιον*, a dim.; pl., *sporidia*]. 1. In biology, a spore borne upon a promycelium. 2. A provisional genus of *Sporozoa.* **S. vaccinale,** Funck, a species of sporozoa occurring as (1) small, spheric, highly refractive bodies (2–10μ), of green color and slow movement; (2) small refracting spheres inclosed in capsules; (3) morula masses or spore-casts. They can be cultivated and the culture produces typical vaccinia when inoculated in calves.

sporiferous (*spor-if'-er-us*) [*spore; ferre*, to bear]. Spore-bearing.

sporification (*spor-if-ik-a'-shun*). The formation of spores.

sporiparous (*spor-ip'-ar-us*) [*spore; parere*, to produce]. In biology, reproducing by means of spores.

sporo- (*spor-o-*) [*spore*]. A prefix meaning relating to a spore or seed.

sporoblast (*spor'-o-blast*) [*sporo-; βλαστός*, a germ]. 1. One of the four round bodies produced by the process of endogenous cell-formation in a coccidium. 2. A body that is about to give rise to spores.

sporocyst (*spor'-o-sist*) [*sporo-; κύστις*, a bag]. 1. The mother-cell of a spore. 2 That stage of a sporozoon resulting from the development of a sporoblast and in its turn giving rise to two sporozoites

sporocyte (*spor'-o-sīt*) [*spore; κύτος*, a hollow]. In biology, the mother-cell of a spore; a sporocyst.

sporoderm (*spor'-o-derm*) [*spore; δέρμα*, skin]. In biology, the coat of a spore, including exospore and endospore.

sporoduct (*spor'-o-dukt*) [*spore; ducere*, to lead]. A passage through which spores are conducted.

sporogenesis (*spor-o-jen'-es-is*) [*sporo-; γένεσις*, generation]. The development of spores; reproduction by spores.

sporogenous (*spor-oj'-en-us*) [*spore; γενής*, producing]. In biology, spore-producing

sporogeny (*spor-oj'-en-e*). Same as sporogenesis, *q. v.*

sporogone (*spor'-o-gōn*). Same as *sporogonium.*

sporogonium (*spor-o-go'-ne-um*) [*spore; γόνή*, generation; pl., *sporogonia*]. In biology, the nonsexual generation of a moss, proceeding from the fertilized oösphore; also called *sporogone.*

sporogony (*spor-ŏg'-o-ne*). 1. See sporogenesis. 2. A form of exogenous sporulation; an oöcyst containing a sporont divides into four sporoblasts, which ripen into sporocysts and in turn divide into a crescentic nucleated body, the sporozoite. It occurs among coccidia. Cf. *schizogony.*

sporont (*spor'-ont*) [*sporo-; ὤν*, being]. 1. In biology a gregarine without an epimerite, as distinguished from a cephalont. 2. Schaudinn's

term for the single-celled contents of the coccidial oocyst Cf *schizont*

sporophore (*spor'-o-fōr*) [*sporo-*, *φέρειν*, to bear] That portion of a fungus bearing the spores

sporophyl, sporophyll, sporophyllum (*spor'-o-fil, spor-o-fil'-um*) [*spore*, *φύλλον*, leaf] In biology, the modified leaf which bears the spores, or receptacles holding the spores, in many of the vascular cryptogams, the fertile leaf

sporophyte (*spor'-o-fīt*) [*spore*, *φυτόν*, plant] In biology, plants and lower animals exhibit various combinations of alternation of generations A diploid, spore forming generation (the sporophyte), produces spores asexually of an altogether different form the gametophyte which produces sex-cells that unite (fertilization) to start the development of a new sporophyte In higher plants the plant itself is the sporophyte and the gametophytes are rudimentary having a brief but important part in the reproductive cycle—the pollen grain and its latter development into the pollen tube, representing the male gametophytic generation

sporoplasm (*spor'-o-plazm*) [*sporo*, *πλάσσειν* to form] The cytoplasm of the asexual reproductive cell

sporotheca (*spor-o-the'-kah*) [*sporo*, *θηκη* a case] 1 See *sporangium* 2 The envelope of the sporulating cell

sporothrix. See *sporotrichum*

sporotrichosis (*spor-o trik o' sis*) Infection by sporothrix, producing indolent subcutaneous abscesses

Sporotrichum (*spo rot' rik um*) [*spore*, *θρίξ* hair] A genus of fungi some, such as *S beurmanni* and *S schenkii*, give rise to sporotrichosis

Sporozoa (*spor-o-zo'-ah*) [*sporo-*, *ζῷον*, an animal] A class of parasitic *Protozoa* subdivided into the *Gregarinidea*, parasitic in various worms and arthropods, the *Coccidiidea* or oviform psorosperms, parasitic in the hepatic and intestinal epithelium of various mammals including man; the *Sarcosporidia*, or tubuliform psorosperms, parasitic in the muscles of various animals, the *Myxosporidia*, the psorosperms of fishes, the *Microsporidia*, the psorosperms of articulates

sporozoan (*spor-o-zo'-an*) 1 Pertaining to Sporozoa 2 A sporozoon

sporozoite (*spor-o-zo'-īt*) [see *Sporozoa*] 1 The sickle shaped, nucleated organism which results from the division of a sporocyst among the sporozoa Syn, *germinal rod, zygotoblast, gametoblast* 2 An animal spore in contradistinction to a vegetable spore

sporozooid (*spor-o-zo'-oid*) [*spore*, *zooid*, animal-like] 1 One of the two 'sickle cells' or 'falci form bodies' produced by every spore of the true coccidia 2 Any oöspore

sporozoon (*spor-o-zo'-on*) [see *Sporozoa*] In biology, a member of the *sporozoa*

sport. An animal or plant that exhibits decided variation from the normal type

sporular (*spor'-oo lar*) Sporule-like in character

sporulation (*spor-ul a'-shun*) [*spore*] The production of spores **s, arthrogenous,** the change of bacteria into resistant forms, which may germinate again under favorable conditions

sporule (*spor'-ool*) [*σπόρος*, seed] A term applied to a minute spore, also sometimes to minute granules within a spore

sporuliferous (*spor-ul if'-er-us*) [*sporule, ferre*, to bear] Bearing sporules

spot [ME] See *macule* **s.s, acoustic.** See *maculæ acusticæ* under *macula* **s.s, Bitot's,** xerosis conjunctivæ, silver-gray, shiny, triangular spots on both sides of the cornea, within the region of the palpebral aperture, consisting of dried epithelium, flaky masses, and microorganisms They are observed in some cases of hemeralopia **s., blind** (of Mariotte), the entrance of the optic nerve where the rods and the cones are absent **s, blue** (of the integument), a tegumentary spot over the sacral region characteristic of the Mongolian race, due to aggregations of long, spindle-shaped, and stellate cells in the cutis containing pigment It appears in the fourth month of fetal life and persists sometimes to the seventh year **s., corneal,** an opacity of the cornea, leukoma **s.s, cribriform,** the perforations of the fovea hemisphærica for the passage of the filaments of the auditory nerve Syn, *macula cribrosa* **s.-disease.** See *Pĕbrine* **s., embryonic,** the nucleolus of the ovum **s s, genital,** nasal parts which show increased sensitiveness during menstruation **s., germinal, s, germ-** See *s, embryonic* **s, hectic,** the bright flush on the cheeks of a person suffering from hectic fever **s s, Koplik's** See *Koplik's spots* **s s, lenticular.** See *s s, rose* **s, light** (on the membrana tympani), a cone of light on the anterior and inferior part of the tympanic membrane with its apex directed inward **s, Mariotte's,** the optic disc **s, milk-,** a spot found postmortem on the external surface of the visceral layer of the pericardium, usually over the right ventricle, it varies from one half to one inch in diameter, and is of common occurrence in persons who have passed middle life **s, mother's,** nevus **s s, rose,** a red papulous eruption forming spots the size of a small lentil, effaced by pressure of the finger and occurring mostly on the abdomen and loins during the first seven days of typhoid fever They are due to inflammation of the papillary layer of the skin from invasion of typhoid bacilli Syn, *typhoid roseola, typhoid spots,* Fr *tache rosées lenticulaires* Cf *tache bleuâtre* **s s, soldiers'.** Same as *macula lutea.* **s, Soemmering's** See *macula lutea* **s.s, sun.** See *lentigo* **s s, typhoid** See *s s, rose* **s of Wagner,** the embryonic spot **s s, white,** grayish or yellowish-white elevated spots from the size of a pin-head to that of a one cent piece, of varying shape and distinctness of outline, often occurring on the ventricular surface of the anterior leaflet of the mitral valve **s, wine-,** port-wine mark, strawberry mark **s, yellow.** See *macula lutea*

spotted fever 1 Cerebrospinal fever 2 Typhus 3 Tick fever **s sickness** *Pinta disease*

sprain (*sprān*) [OF *espreindre*, from L, *exprimere*, to press out] A wrenching of a joint, producing a stretching or laceration of the ligaments **s.-fracture,** an injury in which a tendon together with a shell of bone is torn from its attachment **s, riders',** a sprain of the adductor longus muscle of the thigh, resulting from a sudden effort of the horseman to maintain his seat owing to some unexpected movement of his horse

spray cure, (*sprā, kūr*) A form of douche applied by means of a spraying apparatus

spreading (*spred'-ing*) Growth of bacteria several millimeters beyond the line of inoculation

Sprengel's deformity [Otto Gerhard Carl *Sprengel*, German surgeon, 1852–1914] Congenital upward displacement of one scapula

sprew (*sproo*) See *sprue.*

spring [ME.]. The first of the four seasons of the year; also, a device having resiliency. **s. conjunctivitis.** See *vernal conjunctivitis*. **s. fever,** lassitude. **s.-finger,** a condition in which there is an obstruction to flexion and extension of one or more fingers at a certain stage of these movements. It is due to injuries or may result from inflammation of the tendinous sheaths. **s.-halt,** an involuntary convulsive movement of the muscles of either hind leg in the horse, by which the leg is suddenly and unduly raised from the ground and lowered again with unnatural force. **s.-knee,** a condition of the knee similar in general features to the condition known as spring-finger. Just before full extension of the joint is reached there is a slight hitch, and then the limb straightens itself with a sharp, rather painful jerk. **s.-ligament,** the inferior calcaneoscaphoid ligament of the sole of the foot. **s.-nail,** a hangnail **s. ophthalmia.** See *vernal conjunctivitis*. **s.-worm.** See *oxyuris vermicularis*.

Spritz bottle. A laboratory wash-bottle.

sprue. 1. Thrush. 2. The name given by the Dutch in Java to aphthæ tropicæ (*q. v.*); a chronic catarrhal inflammation of the entire alimentary tract, especially prevalent in Malaya. Syn., *Ceylon sore mouth; diarrhœa alba; sprouw; tropical sprue*

sprung knee. In the horse an alteration in the direction and articulation of the bones which form the various carpal joints, so that instead of forming a vertical line from the distal end of the forearm to the cannon-bone, the knee (wrist) is more or less bent forward.

spud [Dan., *spyd*, a spear] 1. An instrument used in the detachment of the mucosa in flaps in operations necessitating the removal of bone. 2. A short flattened blade used to dislodge a foreign substance

spuman (*spū'-man*). A crayon containing thymol, resorcin and formaldehyde, used for gonorrhea in the female.

spunk (*spungk*). Surgeon's agaric saturated with potassium nitrate. See under *agaric*

spur (*sper*) [ME., *spure*] 1. A sharp point or projection. 2. The angle made by any branch with the main blood-vessel. 3 In biology, a pointed, spine-like outgrowth, either of the integument or a projecting appendage. 4. Ergot **s.-blind,** myopic. **s.-gall,** a callous and hairless place on the side of a horse, caused by the use of a spur **s. of the septum,** an outgrowth of the nasal septum.

spurge (*sperj*) [ME., *sporgeon*, spurge] A general name for plants of the genus *Euphorbia*.

spurious (*spū'-re-us*) [*spurius*, false]. Not legitimate, bastard. **s. labor,** see *false pains*. **s. melanosis,** see *miners' phthisis*. **s. pregnancy,** see *pseudocyesis*.

spurred (*sperd*) [ME., *spure*, spur]. Having spurs. **s. rye,** see *ergot*.

sputa (*spū'-tah*). Plural of *sputum, q. v.*

sputum (*spū'-tum*) [*spuere*, to spit; pl., *sputa*]. The secretion ejected from the mouth in spitting. It consists of saliva and mucus from the nasal fossæ and the fauces. In diseased conditions of the air-passages or lungs it may be purulent, mucopurulent, fibrinous, or bloody. **s., æruginous,** sputum of a green color. **s., black-pigmented,** having a black color from inhaled particles of carbon. **s., cavernous,** nummular sputum, from a pulmonary cavity. **s. coctum,** opaque, yellowish or greenish, viscid, generally partially confluent, through occasionally nummulated, sputum of the later stages of acute bronchitis. **s. crudum,** the scanty, viscid expectoration of the early stages of acute bronchitis. **s., egg-yolk,** sputum having a yellow color. **s., globular,** spherical masses of sputum of the later stages of bronchitis; yellow in color, and consisting of epithelium, pus-corpuscles, mucus, etc **s., green,** bloody sputum in which oxidation of the hemoglobin has taken place; it is seen in pneumonia. **s., hailstone,** spherical masses of sputum of the later stages of bronchitis. **s., icteric,** sputum tinged green or yellow, due to the presence of bile pigment; it is observed in icterus. **sputa margaritacea,** see *s., pearly*. **s., mucopurulent,** small lumps or pellets in a viscid, mucoserous fluid, seen in bronchitis **s., nummular,** a sputum characterized by round, coin-like masses; it is seen in pulmonary tuberculosis. **s., pearly,** sputum consisting of small translucent pellets. **s., prune-juice, s., rusty,** the typical, dark-colored sputum of the third stage of pneumonia; the color is due to the admixture of blood. **s. puriforme,** sputum having the appearance of pus. **s., rusty,** the dark-colored sputum of lobar pneumonia, the color of which is due to the admixture of blood. **s. septicemia,** see *septicemia, sputum* **s. tuberculosum,** a purulent or mucopurulent sputum containing tubercle-bacilli, occurring in pulmonary tuberculosis and in caseous pneumonia. **s., yellow,** sputum having a yellow color, due to the presence of fungi; the term is also applied to sputum rendered yellow by oxidation of the contained hemoglobin.

squalor (*skwol'-or*, or *skwa'-lor*) [L.] Filth. Disorder and uncleanliness.

squama (*skwa'-mah*) [L. pl., *squamæ*]. A scale or scale-like mass, as the *squama* of the temporal bone. **s. frontalis,** the vertical portion of the frontal bone **s. occipitalis,** the supraoccipital bone **s. temporalis,** the squamosa.

squamate (*skwa'-māt*) [*squama*, a scale] Scaly, or scale-like

squamo- (*skwa-mo-*) [*squama*] A prefix denoting relating to the squamous portion of the parietal or temporal bone

squamocellular (*skwa-mo-sel'-ū-lar*) [*squamo-; cellula*, a small cell]. Flat-celled.

squamofrontal (*skwa-mo-fron'-tal*). Pertaining to the part of the frontal bone which forms the forehead

squamoid (*skwa'-moid*) [*squama*, scale; εἶδος, like]. Resembling a squama.

squamomandibular (*skwa-mo-man-dib'-ū-lar*). Relating the squamosa and maxillary bone.

squamomastoid (*skwa-mo-mas'-toid*) [*squamo-; mastoid*]. Pertaining to the squamous and mastoid portions of the temporal bone.

squamoparietal (*skwa-mo-par-ī'-et-al*) [*squamo-; paries*, wall]. Pertaining to the squamous portion of the parietal bone.

squamopetrosal (*skwa-mo-pe-tro'-sal*) [*squamo-; πετρά*, rock]. Pertaining to the squamous and petrous portions of the temporal bone.

squamosa, squamosal (*skwa-mo'-sah, skwa-mo'-sal*]. The squamous portion of the temporal or occipital or frontal bone.

squamosphenoid (*skwa-mo-sfe'-noid*) [*squamo-; sphenoid*]. Pertaining to the squamous portion of the temporal bone and to the sphenoid bone.

squamotemporal (*skwa-mo-tem'-po-ral*) [*squamo-; temporal*]. Pertaining to the squamous portion of the temporal bone.

squamotympanic (*skwa-mo-tim-pan'-ik*) [*squamo-; tympanic*]. Pertaining to the squamosal and tympanic bones.

squamous (*skwa'-mus*) [*squamosus*, scaly]. 1. Of the shape of a scale, as the *squamous* portion of the temporal bone. 2. Scaly. **s. bone,** the circular plate forming the upper anterior portion of the temporal bone. **s. suture,** the suture between the squamous portion of the temporal bone and the frontal and parietal bones.

squamozygomatic (*skwa-mo-zi-go-mat'-ik*) [*squamo-; zygomatic*]. Pertaining to the squamous and zygomatic portions of the temporal bone.

square lobe. 1. The lobus quadratus of the liver. 2. A lobe on the upper surface of the cerebellar hemisphere.

squarious, squarrous, squarrose (*skwa'-re-us, skwar'-us, skwar'-ōs*) [*squarrosus*, scurfy]. Scurfy.

squarra (*skwar'-ah*) [ἐσχάρα, a scab]. A rough crust of *tinea* **s. tondens,** alopecia areata.

Squibb's diarrhea mixture [Edward Robinson *Squibb*, American manufacturing chemist, 1819–1900]. A mixture containing tincture of opium 25 Cc., tincture of capsicum 12.5 Cc., spirit of camphor 25 Cc., chloroform 10 Cc., and alcohol to make 125 Cc. Average dose 30 minims (2 Cc.).

squill (*skwil*) The bulb of *Urginea maritima* (U. S. P.) or *Urginea scilla* (B. P.), of the order *Liliaceæ* Squill (*scilla*, U. S. P., B P.) contains several bitter principles, *scillitin, scillipicrin, scillitoxin*, and *scillin*, a carbohydrate *sinistrin*, and other substances. It is expectorant, diuretic, and emetocathartic, and is used in dropsy and in croup Dose 1–2 gr. (0.065–0.13 Gm.). **s., fluidextract of** (*fluidextractum scillæ*, U. S. P.). Dose 2–3 min. (0.13–0 2 Cc.). **s., oxymel of** (*oxymel scillæ*, B P). Dose 1–2 dr. (4–8 Gm.). **s., pills of, compound** (*pilulæ scillæ compositæ*, B. P.). Dose 5–10 gr. (0.32–0 65 Gm.). **s., syrup of** (*syrupus scillæ*, U. S P., B. P.). Dose ½–1 dr. (2–4 Cc). **s., syrup of, compound** (*syrupus scillæ compositus*, U. S. P), hive-syrup. Dose 20–30 min. (1.3–2.0 Cc.) **s., tincture of** (*tictura scillæ*, U. S. P., B P). Dose 5–30 min. (0.32–2.0 Cc). **s., vinegar of** (*acetum scillæ*, U. S. P., B. P). Dose 10–30 min. (0.65–2.0 Cc).

squillitic (*skwil-it'-ik*). Pertaining to or containing squill.

squint (*skwint*) See *strabismus*.

Squire's catheter [Truman Hoffman *Squire*, American surgeon, 1823–1889]. A vertebrated catheter.

Squire's sign [G W. *Squires*]. A rhythmic dilatation and contraction of the pupil in basilar meningitis.

squirting cucumber. See *elaterium*

Sr. Chemical symbol of *strontium*.

S. romanum (*ro-ma'-num*). The sigmoid flexure.

ss. Abbreviation for Latin *semis*, one-half.

S. S. paste. A paste made of brown sugar changed to the consistency of condensed milk by the addition in water of nitrate of silver a 1 to 3000 solution. It is applied to septic and sloughing or gangrenous wounds

stab-culture, a culture in which the inoculating point is thrust into a tube of agar, or other suitable solid culture material; it is used for the propagation of anærobic bacteria; it is also called *stick-culture* or *thrust-culture*.

stabile (*sta'-bil*) [*stabilis*, from *stare*, to stand]. Not moving; fixed. **s. current,** an electric current produced by holding both the electrodes in a fixed position.

staccato speech. See *scanning*.

stachydrine (*sta-kid'-rēn*), $C_7H_{11}NO_2$. An alkaloid from the bulb of *Stachys palustris*, forming colorless crystals which liquefy on exposure; soluble in water and alcohol, melt at 210° C.

Stacke's operation (*stah'-keh*) [Ludwig *Stacke*, German otologist, 1859–]. Removal of the posterior and superior wall of the auditory meatus, so that the tympanum, attic, antrum and meatus make one cavity; this affords free exit for pus in suppurative disease of the middle ear.

stactometer (*stak-tom'-et-er*) [σταγτός, a dropping; μέτρον, a measure]. An instrument for measuring drops.

Staderini's nucleus. The nucleus intercalatus, an aggregation of ganglion-cells situated between the dorsal nucleus of the pneumogastric and the nucleus of the hypoglossal nerve.

stadium (*sta'-de-um*) [L]. Stage. **s. acmes,** the height of a disease **s. amphiboles,** see *stage amphibolic*. **s. annihilationis,** the convalescent stage. **s. augmenti,** the period in which there is increase in the intensity of the disease **s. caloris,** the period during which there is fever; the hot stage. **s. contagii,** the prodromal stage of an infectious disease **s. convalescentiæ,** the period of recovery from disease **s. decrementi,** defervescence of a febrile disease, the period in which there is a decrease in the severity of the disease. **s. decrustationis,** the stage of an exanthematous disease in which the lesions form crusts. **s. desquamationis,** the period of desquamation in an exanthematous fever. **s. eruptionis,** that period of an exanthematous fever in which the exanthem appears. **s. exsiccationis.** See *s. decrustationis*. **s. floritionis,** the stage of an eruptive disease during which the exanthem is at its height. **s. frigoris,** the cold stage of a fever; see *stage, algid*. **s. incrementi,** the stage of increase of a fever or disease. **s. incubationis,** see *stage, latent*. **s. maniacale,** the last stage of excitement in mania, after which the nervous manifestations gradually subside **s. nervosum,** the paroxysmal stage of a disease. **s. prodromorum,** in eruptive fevers, the stage prior to the appearance of the eruption. **s. staseos,** see *s. acmes*. **s. sudoris,** the sweating stage **s. suppurationis,** the period in the course of variola in which suppuration occurs. **s. ultimum,** the final stage of a febrile affection.

staff. An instrument for passing into the bladder through the urethra and used as a guide in operations on the bladder or for stricture.

staffa (*staf'-ah*). 1. The stapes. 2 A figure-of-8 bandage

Staffordshire knot. See *knot*.

stage (*stāj*) [*stare*, to stand]. 1. A definite period of a disease characterized by certain symptoms; a condition in the course of a disease. 2. The horizontal plate projecting from the pillar of a microscope for supporting the slide or object. **s., algid,** a condition characterized by subnormal temperature, feeble, flickering pulse, various nervous symptoms, etc. It occurs in cholera and other diseases marked by exhausting intestinal discharges. **s., amphibolic,** the stage of a disease intervening between its height and its decline. **s., asphyxial,** the preliminary

stage of Asiatic cholera, marked by extreme thirst, muscular cramps, etc., due to loss of water from the blood. **s., cold,** the rigor or chill of an attack of a malarial paroxysm. **s., defervescent,** stage of declining temperature. **s., eruptive,** that in which an exanthem makes its appearance. **s., expulsive** (of labor), the stage which begins when dilatation of the cervix uteri is complete and during which the child is expelled from the uterus. See *labor, stages of.* **s., first** (of labor), that stage in which the molding of the fetal head and the dilatation of the cervix are effected. **s., hot,** the febrile stage of a malarial paroxysm. **s. of invasion,** the period in the course of a disease in which the system comes under the influence of the morbific agent. **s. of latency,** the incubation-period of an infectious disease, or that period intervening between the entrance of the virus and the manifestations of the symptoms to which it gives rise. **s., placental** (of labor), the period occupied by the expulsion of the placenta and fetal membranes. **s., preeruptive,** the period of an eruptive fever following infection and prior to the appearance of the eruption. **s., pyrogenetic,** the stage of invasion in febrile diseases. **s., second** (of labor), see *s., expulsive.* **s., sweating,** the third or terminal stage of a malarial paroxysm, during which there is sweating. **s., third** (of labor), see *s., placental.*

staggers (*stag'-erz*). One of the various forms of functional and organic disease of the brain and spinal cord in domestic animals, especially horses and cattle. Enzootic cerebritis of horses, sheep, etc. **s. blind,** staggers due to cerebral disease. **s.-bush,** *Andromeda mariana;* a plant allied to the mountain laurel, growing in the seaboard States of North America. **s.-grass,** *loco,* or *loco disease, q. v.,* produced by eating various so-called loco-weeds. **s., mad, s., sleepy,** staggers due to inflammation of the cerebral envelopes. **s. stomach,** staggers due to cerebral disturbance dependent on gastric disorder.

stagnation (*stag-na'-shun*) [*stagnare,* to settle]. A cessation of motion. In pathology, a cessation of motion in any fluid; stasis.

stagnin (*stag'-nin*). Trade name of a styptic prepared from the spleen of a horse.

stagnum chyli. Same as *receptaculum chyli*

Stahl's ear [Friedrich Carl *Stahl,* German physician, 1811–1873]. A congenital deformity of the ear which consists in a broadening of the helix, the fossa ovalis and upper part of the scaphoid fossa being covered.

Stahlian (*stah'-le-an*). An animist, a follower of the doctrine of George Ernst Stahl, German chemist, 1660–1734.

stain (*stān*) [from *distain,* from *dis,* priv.; *tingere,* to color]. 1. A discoloration. 2. A pigment employed in microscopy to color the tissues or to produce certain reactions. The common microscopic stains are hematoxylin, carmin, osmic acid, and the anilin dyes. **s., intra vitam,** one that will act upon living material. **s., inversion, of Rawitz,** a process in which under the influence of a mordant, a basic anilin dye behaves as a plasma or acid dye. TABLE OF STAINS, REAGENTS, REACTIONS, STAINING METHODS, etc.: Appended are those most important to students of medicine. For a full definition of all the stains, etc., in use in special and general branches, see the Illustrated Dictionary and the Dictionary of New Medical Terms. **acid fuchsin,** a diffuse stain, having a special affinity for axis-cylinders. A solution of 2 Gm. in 40 Cc. of 90 % alcohol and 160 Cc. of distilled water is employed. Wash out in 90 % alcohol. Weigert stains sections of tissue hardened in Mueller's fluid in a saturated aqueous solution of acid fuchsin for from 1 to 24 hours, then rinses them quickly in water, immerses for a few minutes in a saturated solution of potassium hydroxide, 1 part, alcohol, 10 parts. Wash thoroughly to remove the alkali, dehydrate, clear, and mount This process differentiates the finer nerve-fibers in the spinal cord. **alcohol,** an excellent fixing medium, suitable for all tissues except those of the central nervous system and those undergoing fatty infiltration or degeneration. It is also used to harden and preserve objects that have been fixed in other fluids. As a preservative it is not without defects, as it alters the structure of tissues by continuously dehydrating their albuminoids. Toluol, ether, and xylol are recommended as substitutes (Kultschitzky). As a fixing agent alcohol is usually employed in gradually increasing strengths, beginning with 50 or 70 %. **alcohol, absolute,** one of the most penetrating fixing agents, which has the advantage of preserving the structure of glands and of nuclei It should be employed in large quantities. Hydration may be prevented by suspending in the alcohol strips of gelatin (Lowrie). After fixation, preserve the object in 90 % alcohol. **amyloid reaction** (*in tissues having undergone amyloid degeneration*). 1. With iodine: Dilute Lugol's solution with distilled water until it has the color of port-wine, and add 25 % of glycerol; in this stain the sections for 3 minutes, wash in water, and mount in glycerol. The amyloid substance is brown-red; the remaining tissues are light-yellow. (For permanent preparations see the method of Langhans for glycogen.) 2. With iodine-green: Stain for 24 hours in iodine-green (0.5 Gm. dissolved in 150 Cc. of distilled water) and wash in water. The amyloid masses are red-violet, the remaining tissues green. 3. With iodine and sulphuric acid. Place sections that have been treated with Lugol's solution (see *Iodine Reaction* in this table) in 1% sulphuric acid. The brown of the amyloid substance becomes intensified or it changes to a violet or blue to green color. 4. With methyl-green. Stain for from 3 to 5 minutes in 1% solution of the dye and wash in distilled water containing 1% of hydrochloric acid. Amyloid substance violet, nuclei, green. 5. With methyl-violet: The process of staining is the same as with methyl-green. The amyloid is purple-red, the remaining tissue blue. **anilin oil,** an important medium because of its ability to clear watery objects; it will even clear aqueous media without the intervention of alcohol, which sometimes renders it valuable as a penetrating medium prior to paraffin embedding. It is also used for clearing celloidin sections. **anilin water** (*Ehrlich*), shake up 3 Cc. of anilin oil with 97 Cc. of distilled water and filter. The filtrate should be clear. Used as a mordant for anilin dyes. It does not keep well, and should be freshly prepared. **Apathy cement, heat together, in a** porcelain capsule, equal parts of hard paraffin (60° C., 140° F.) (melting point) and Canada balsam until the mixture assumes a golden tint and no longer emits vapors of turpentine. On

cooling, this forms a firm mass, which for use is warmed and applied with a glass rod. This cement is suitable for closing glycerol mounts. **balsam-paraffin for cells** (*Julien*), this substance consists of paraffin saturated with balsam-cement, and is prepared as follows: Reduce commercial Canada balsam to a wax-like consistence by slow evaporation in a shallow tin pan over a low flame. Test by cooling a few drops from time to time Melt slowly one-fourth pound of paraffin, with a melting-point above 45° C. (113° F.); add a lump of balsam-cement about the size of a marble, and then digest at gentle heat, stirring frequently, for about an hour. The appearance of a slight yellow tinge indicates the saturation of the paraffin by the balsam. When it is desired to prepare a cell, the balsam-paraffin is cautiously heated to the melting point in a shallow porcelain capsule. These paraffin cells are suitable for dry or liquid mounts, excepting for the latter when Canada balsam, dammar, or oils are used as preservatives The great advantage of the balsam-paraffin is its chemic indifference to the reagents employed in the preservation mediums **Boston's mixture** (for the preservation of casts in urine), liquor acidi arsenosi (U. S. P), 1 oz.; salicylic acid, ½ gr.; glycerol, 2 dr. Dissolve by warming gently and add "whole tears" of acacia to saturation. Let the mixture settle, decant the supernatant liquid, and add a drop of formalin. Place a drop of urine containing casts on a slide, evaporate nearly to dryness, add a drop of the perservative, mix the two with a delicate needle, apply a cover-glass, and when the mount has hardened, seal with cement **Bremer's method** (*for diabetic blood*), fix the films for 6 minutes in the oven at 135° C. (275° F.). Stain for 3 minutes with 1 % solution of methyl-blue or with the Ehrlich-Biondi mixture The yellow-green reaction of the erythrocytes may also be obtained by using eosin, congo red, or biebrich scarlet in 1 % solution **Canada balsam,** evaporate the balsam in a water-bath to dryness, and dissolve in an equal volume of xylol, benzol, toluol, chloroform, or turpentine Filter through paper and keep in a "capped" bottle. If it gets too thick, dilute by adding more of the solvent employed. **carbolfuchsin,** fuchsin, 1 Gm.; phenol, 5 Gm ; alcohol, 10 Gm.; distilled water, 100 Gm. **celloidin,** stated to be a preparation of pure pyroxylin. It is nonexplosive and is soluble in ether and alcohol Celloidin should be used in thin (2 %) and in thick (6 %) solutions. The object is thoroughly dehydrated in absolute alcohol, placed in a mixture of equal parts of ether and alcohol for from 12 to 24 hours, or longer if the object is large. It is then placed for 24 hours in a thin solution of celloidin (8 Gm. in 100 Cc. each of alcohol and ether), and transferred from this to a thick solution of celloidin (8 Gm. in 50 Cc. each of alcohol and ether). Select a cork or a piece of soft, dry wood, and dip it in the thick celloidin solution; when dry, place the prepared tissue upon it and drop the thick celloidin solution upon this with a pipet until it is embedded in a jelly-like mass. Blocks or cylinders of glass or vulcanized fiber serve better than cork, as they sink in the liquids used Harden in 90 % alcohol, and preserve in 70 % alcohol. When making sections, keep the knife and section wet with alcohol. Apathy advises previous smearing of the knife with vaselin, as it cuts better and is protected from the alcohol. Use bergamot oil to clear. Sections may be kept in from 60 to 80 % alcohol. **Chenzinsky's stain** (*for blood*), concentrated aqueous solution of methylene-blue and distilled water equal parts. To this is added an equal quantity of 0.5 % solution of eosin in 60 % alcohol. Stain blood-films 4 to 5 minutes. Red blood-corpuscles stain a rose-red, nuclei of leukocytes blue, and malarial parasites blue. **Claudius' method** (*for bacteria*), stain in gentian or methyl-violet, after Gram (see *Gram's Method* in this table), differentiate in a saturated aqueous solution of picric acid diluted with an equal volume of water, decolorize in chloroform. **collodion,** prepared by dissolving gun-cotton or soluble cotton in equal parts of 95 % alcohol and sulphuric ether, it is in every way as good as celloidin, and considerably cheaper **Conn's method** (*for preserving cultures of bacteria as museum specimens*) Inoculate 2 % agar slants and seal the tubes with paraffin and plaster-of-paris. In a few days the cultures cease growing and remain indefinitely unaltered **copper acetate,** a solution of 1 Gm. of copper acetate and 4 Gm of mercuric chloride in 250 Cc. of glycerol and 1 Cc. of glacial acetic acid is used in preserving and mounting green algæ **corrosive sublimate,** a most excellent reagent, generally applicable, useful particularly for fixing glands and glandular structures. Saturated aqueous and alcoholic solutions are usually employed The tissues turn white when fixed. All the corrosive sublimate must be washed out in iodine or the sections will be sprinkled with crystals of the salt. The hardening is completed in alcohol. Glass, wood, or platinum should be used in manipulating objects immersed in this reagent. Sections may be stained with any of the usual reagents **cover-glass preparations,** such preparations are usually made in examining blood, sputum, or other fluid or semifluid substance. In the case of sputum, a tiny mass is placed on a cover-glass, another is pressed gently down upon this, and the two glasses are separated by sliding one over the other, the object being to secure a thin, even film on each glass. The film may also be spread with the edge of a cover-glass or with a platinum spatula. The preparations are then left to dry in air, or they may be dried by exposing them to a temperature of 120° for twenty minutes, or by passing them quickly thrice through the flame of a spirit-lamp or Bunsen burner When dry, they are ready to stain. To obtain a cover-glass preparation of blood, cleanse the finger, prick the pad, wipe off the first drop of blood that exudes, touch the apex of the second drop with a cover-glass, spread in the manner described, and dry in air. **Craig's method** (*for obtaining the flagellated malarial plasmodium*), cleanse the ear or finger, also the slide and cover-glass, with alcohol. Make a puncture with a sterile needle and wipe away the first drops of blood. Gently breathe upon the slide and take up on it the blood from the summit of the second drop and immediately apply the cover-glass. The brief exposure to air and the moisture on the slide are said to hasten flagellation. **creosote,** the properties of this agent are similar to those of phenol. Beechwood creosote is a good clearing medium for celloidin sections. **Czenzynke's double stain,** concentrated aqueous solution of methyl-

ene-blue, 40 Cc.; 0.5 % solution of eosin in 70 % alcohol, 20 Cc.; distilled water, 40 Cc. This is used to stain the blood, and colors the red corpuscles red, the leukocytes blue; also for *Plasmodium malariæ*, the gonococcus, and the influenza bacillus of Pfeiffer and Canon. **dahlia-violet,** a nuclear stain, recommended for demonstrating the granules in Ehrlich's mast-zellen. Tissues hardened in alcohol are stained for several hours in a solution of dahlia-violet 2 Gm , in 90 % alcohol 25 Cc. Wash in alcohol until nearly colorless. **Delafield's hematoxylin,** see under *Delafield*. **eau de Labarraque** (*sodium hypochlorite*), rub up 20 Gm. of chlorinated lime in 100 Cc. of distilled water and mix with 40 Gm. of crystallized sodium carbonate dissolved in the same quantity of water. Let the mixture stand for an hour and filter. This is used in the same way as Javelle water. With the aid of heat, chitin is dissolved in either of the solutions in a short time (Loos). Chitinous structures, macerated for 24 hours or more in these solutions diluted with 4 to 6 volumes of water, become soft and transparent, and permeable to staining fluids, aqueous or alcoholic. This method is especially applicable to nematodes and their ova **Ehrlich's acid hematoxylin,** used for staining sections and in the mass Dissolve 1 Gm of hematoxylin in 30 Cc of alcohol and add 50 Cc each of glycerol and water, alum in excess, and 4 Cc. of glacial acetic acid. Let the mixture ripen in the light until it acquires a deep-red color Objects stained in it should be washed in undistilled water. **Ehrlich's anilin gentian-violet,** a mixture of 5 Cc of a saturated alcoholic solution of gentian-violet and 100 Cc of anilin water. **Ehrlich-Biondi-Heidenhain triple stain,** to 100 Cc of a saturated aqueous solution of orange add, with continual agitation, 20 Cc. of a saturated, aqueous solution of acid fuchsin and 50 Cc. of a like solution of methyl-green; dilute with from 60 to 100 volumes of water A drop on blotting-paper should form a spot bluish-green in the center, orange at the periphery; a red zone outside the orange indicates that the mixture contains too much fuchsin. From 6 to 24 hours is required to stain. Wash out in alcohol and clear in xylol Chromatic elements are colored blue; cytoplasm, violet or orange-red; karyoplasm, the same but in lighter tones, and all the denser protoplasmic elements the same, but darker (Gilson). This is by far the best stain for photomicrography, except for connective tissue (Lindsay Johnson). A slightly acid reaction of the alcohol used for washing out will produce a relatively strong coloration by the methyl-green, while that by the fuchsin will be relatively pale; the opposite result will be obtained if the alcohol contains a trace of alkali The addition of very dilute acelic acid, until the red tint is markedly intensified, will restore the energy of the fuchsin, which is likely to decline after a time (Heidenhain). **Ehrlich's iodine method,** stain the fixed film in a syrupy solution of gum-arabic containing 1 % of Lugol's solution. leukocytes stained brown indicate a suppurative process. **Ehrlich's stains** (*for the granules of leukocytes*). 1. *Acidophilous or eosinophilous mixture:* Two parts each of indulin, aurantia, and eosin; glycerol, 30 parts. Suitable for staining sections and cover-glass preparations. This is also known as "Mixture C." 2. "*Triacid*" *mixture:* Dissolve—(*a*) 1 Gm. of orange-yellow (extra) in 50 Cc. of distilled water; (*b*) 1 Gm. of acid fuchsin extra in 50 Cc. of distilled water; (*c*) 1 Gm. of crystalline methyl-green in 50 Cc. of distilled water. Let the solutions settle. Then mix 11 Cc. of solution *a* with 10 Cc. of solution *b*; add 20 Cc. of distilled water and 10 Cc. of absolute alcohol; to this mixture add a mixture of 13 Cc. of solution *c*, 10 Cc. of distilled water, and 3 Cc. of absolute alcohol. Let the stain stand for one or two weeks before using **Farrant's solution.** See under *Farrant*. **Flemming's fluid.** 1. Chromium trioxide 0.2 Gm.; glacial acetic acid, 0.1 Cc.; water, 100 Cc. This is especially recommended for fixing the achromatic spindle-fibers in nuclei. (2) Chromium trioxide (1 %), 45 Cc.; 2 % osmic acid, 12 Cc.; glacial acetic acid, 3 Cc. This fixes small pieces (2–3 mm. thick) in from a few to 24 hours, and is useful for fixing the figures in cell-division and for many other purposes. A weaker solution is also used: 1 % osmic and glacial acetic acids, each, 100 Cc. The second formula is the one generally known as *Flemming's fluid*. **Frænkel-Gabbet method** (*for tubercle bacilli*). See under *Gabbet*. **Futcher-Lazear method** (*for the malarial parasite*), fix the film for one minute in a mixture of 10 Cc. of 95 % alcohol and 2 drops of formalin; wash, dry, and stain for 15 seconds in carbolthionin, prepared by mixing 20 Cc. of a saturated solution of the dye in 50 % alcohol and 100 Cc of 2 % aqueous solution of phenol. **gentian-violet.** 1. (*Concentrated alcoholic*). Gentian-violet, 25 Gm.-absolute alcohol, 100 Cc. 2. (*Aqueous*). Gentian-violet, 1 Gm., 90 % alcohol, 20 Cc.; distilled water, 80 Cc. A nuclear stain, prepared by dissolving 0.5 Gm. of the dye in 80 Cc. of distilled water, 20 Cc. of 90 % alcohol, and 1 Cc. of glacial acetic acid. Stains in 5 minutes. Dissolved in indifferent media it may be used for staining *intra vitam*, and in acid solutions colors the nuclei of fresh tissues It may be used according to Gram's method. **glycerin-jelly,** soak in 150 Cc of distilled water 25 Gm. of gelatin for two hours, and add 3 Cc. of phenol and 175 Cc. of glycerol; heat for 15 minutes and filter through spun glass. Wrap the cork of the bottle in which the jelly is preserved in linen dipped in dilute phenol. For use, melt it in hot water, place a drop on the section, upon which gently press a cover-glass. **glychemalum,** hematein, 0.4 Gm. (rubbed with a few drops of glycerol until it dissolves); alum, 5 Gm.; glycerol, 30 Cc.; distilled water, 70 Cc. (*Mayer*). **gold chloride,** recommended for tracing nerve-endings in fresh tissues and for staining connective tissue and cartilage-cells. Place small pieces of tissue, ½ inch square, in from 0.5 to 1 % solution of commercial gold chloride in distilled water. Keep in the dark, and when the tissue has become yellow, wash in distilled water Then expose to the light in 50 Cc. of water containing 2 drops of acetic acid for 48 hours, or until the tissue acquires a purple tint. Mount in glycerol. **Goldhorn's stain** (*for blood*), preparation of the solution of polychrome methylene-blue. Solution A (Merck's medicinal methylene-blue: Grübler's methylene-blue rectified, and methylene-blue—Koch): Dissolve 2 Gm. methylene-blue in 300 Cc. warm water. Add to this 4 Gm. lithium carbonate, shaking constantly. Heat in an evaporating dish on a water-bath, the water

touching the dish. Stir the solution occasionally. Remove in 15 to 20 minutes. Do not filter. Set aside for several days. Then add dilute acetic acid (5 %) until the solution is only *faintly* alkaline. Solution B: A 0.1 % *aqueous* solution of eosin. Fix blood-films in *methyl-alcohol* for 15 seconds. Wash in running water. Stain in solution B for 7 to 30 seconds. Wash. Stain in solution A for 30 seconds to 2 minutes. Wash *thoroughly* in running water. Dry by agitating in air, *not* between filter-paper. The eosin may be added to the methyl-alcohol (enough to make a 0.1 % solution); or solution B may be added to solution A (1 : 4), but this easily produces a precipitate (the neutral stain). These give good results. Mixtures of methyl-alcohol, eosin, and polychrome methylene-blue give poor results. The depth of the chromatin stain depends on the length of staining. To stain the chromatin of half-grown malarial parasites 1½ to 2 minutes is necessary while the chromatin of the hyaline forms stains in 10 seconds. Repeated staining may improve the chromatin violet To do this the blood-film may be stained with solution B for 5 seconds, with solution A for 10 seconds. **Golgi's method** (*for the restoration of over-hardened tissue*), wash in a half-saturated solution of copper acetate until it yields no precipitate, and return for 5 or 6 days to Golgi's mixture (see below). The tissue will then take the silver and the sections can be mounted in thickened cedar oil under a cover-glass **Golgi's mixture,** potassium dichromate (35 % solution), 54 Cc ; osmic acid (2 %), 6 Cc. **gonococcus,** the gonococci are seen in the pus-cells grouped around the nucleus. Watery solutions of aniline dyes, preferably methylene-blue, stain the cocci intensely. **Gram's method,** heat for from 2 to 5 minutes, or stain cold for from 20 to 30 minutes (tubercle bacilli, 12 to 24 hours), in saturated solution of gentian-violet aniline water; rinse quickly in absolute alcohol; transfer to Gram's solution (1 to 1½ minutes), in which the specimen turns black; wash in alcohol until the black color vanishes and a pale-gray color appears; dry and mount in Canada balsam. The decolorization may be hastened by adding 3 % nitric acid to the alcohol and then washing in pure alcohol. All the tissue-cells are decolorized by this method, while the bacteria are stained a deep blue. The cells may be subsequently stained with a watery or alcoholic solution of Bismarck brown for from 2 to 5 minutes, then washed in absolute alcohol until the section is yellowish-brown. This method is of diagnostic value, as certain bacteria are stained, others decolorized, by it. The bacteria that are stained by Gram's method are· tubercle bacillus; Fraenkel-Weichselbaum pneumococcus; *Streptococcus pyogenes;* streptococcus of erysipelas; *Staphylococcus pyogenes aureus, albus, citreus,* and *flavus;* anthrax bacillus; bacillus of hog erysipelas. The bacteria that are decolorized by Gram's method are. Typhoid bacillus; gonococcus; Friedländer's capsule bacillus; Koch's comma bacillus; glanders bacillus, and the spirillum of relapsing fever. Botkin advises washing the preparation in plain aniline water before decolorizing in the iodin solution. *Modifications of Gram's Method*: 1. *Guenther's modification:* Transfer from the iodine-potassium-iodide solution to alcohol, then to a mixture of alcohol, 1 volume, and nitric acid, 3 volumes, and from this again into alcohol. 2. *Nicolle's modification:* Decolorize in a mixture of alcohol, 2 volumes, and acetone, 1 volume. 3. *Ribbert's modification:* Decolorize in alcohol containing 10 % of acetic acid. 4. *Weigert's modification:* The sections, stained with gentian-violet or methyl-violet, are not transferred to alcohol from the iodine solution, but are laid upon slides and covered with anilin oil. This is removed with blotting-paper, and followed by xylol and xylol-balsam. The anilin oil dehydrates and differentiates. **Grenacher's alcoholic borax-carmin,** dissolve 4 Gm. of borax in 100 Cc. of distilled water; add 3 Gm. of carmin, warm, and dilute with 100 Cc. of 70 % alcohol. Filter before using, and transfer the tissue from the stain directly into alcohol acidulated with from 4 to 6 drops of hydrochloric acid, in which it should remain until it acquires a bright, transparent appearance. This solution is used for staining in bulk and gives a splendid color. **Gruber and Durham's method** (*for the agglutination of typhus and cholera bacilli*), place a drop of immunization serum on a cover-glass and beside it a drop of equal size of the culture, as finely divided as possible. Mix and examine on a slide with a ground cell. In doubtful cases put the preparation in the oven for from 15 to 30 minutes. **Haffkine's bouillon** (*for the culture of the bacilli of bubonic plague*), chop 1 kilo of goat's flesh and heat it at a pressure of 3 atmospheres for 6 hours in dilute hydrochloric acid. Filter, neutralize, dilute with water to 3 liters, and sterilize. **Haffkine's prophylactic,** inoculate a flask containing 3 liters of Haffkine's bouillon with a pure culture of pest bacilli; when the stalactite growth develops, shake the flask until the colony sinks to the bottom, and when the growth reappears, shake again; when the stalactite culture forms the third time, heat to 60° C. (140° F.) for 3 hours. Decant the clear fluid and preserve in hermetically sealed tubes. Dose 16–32 min. (1–2 Cc.) injected beneath the skin. **Harris' carboltoluidin,** dissolve 1 or 2 Gm. of toluidin-blue in a saturated solution of phenol. Before staining treat the sections with water; stain for from 5 minutes to 24 hours, wash, and differentiate in glycerol-ether (Grübler) diluted 15 times with water or in acidulated alcohol; after from 5 to 15 minutes wash in alcohol. Eosin in alcohol may be used as a counterstain. In this case omit the differentiation and stain for from ½ to 2 minutes and wash in alcohol. **Harris' hematoxylin,** dissolve 1 Gm of hematoxylin in 10 Cc. of alcohol and add to 200 Cc. of a saturated aqueous solution of alum; heat to boiling and add 0.5 Gm. of mercuric oxid; when the solution turns a dark purple, remove from the flame and cool quickly. For use dilute to the color of port-wine with aqueous solution of alum. **Haug's phloroglucin fluid.** One of the most rapid decalcifying agents, and without injurious action on the tissue-elements, with the exception of blood. It is prepared as follows: Warm slowly and carefully 1 Gm. of phloroglucin in 10 Cc. of pure nitric acid, and to the resulting ruby-colored solution add 50 Cc. of distilled water. If a larger quantity is desired, add nitric acid and water to the foregoing proportion until the volume measures 300 Cc., the limit of the protective influence of the phloroglucin. Previously to being brought into this fluid the tissues should be well fixed.

Fetal bones and those of lower vertebrates are decalcified in half an hour. Older and harder bones require several hours. When decalcification is completed, wash in running water for two days. The sections stain well. Another formula, useful for teeth when rapid action is necessary, consists of phloroglucin, 1 Gm.; nitric acid, 5 Cc.; 95 % alcohol, 70 Cc.; distilled water, 30 Cc. The function of the phloroglucin is to protect the organic tissue-elements against the action of the acid. **Heidenhain's fluid,** saturate hot 0 5 % sodium chloride solution with mercuric chloride. **Heller's method.** 1. *For the osmication of medullated nerve-fibers:* Harden the tissue in Mueller's fluid. Stain the sections in 1 % osmic acid—in the oven for 10 minutes, at room-temperature for a half-hour; wash in water; reduce in 5 % pyrogallic acid for a half-hour, oxidize in 2.5 % potassium permanganate for from 3 to 5 minutes, decolorize in 2 % oxalic acid for from 3 to 5 minutes. 2. *For mounting objects for sectioning:* Pin a piece of paper about the cork or block so that it projects and forms a trough into which the celloidin can be poured around the object. Harden in the vapor of alcohol by suspension in a closed cylinder containing a few centimeters of alcohol. **hemosiderin,** amorphous yellow to black-brown iron-containing fragments occurring in thrombi or hemorrhagic infarcts In sections of material hardened in alcohol or formalin, treated for a few minutes with a 2 % aqueous solution of potassium ferrocyanide and examined in glycerol containing 0.5 % of hydrochloric acid, the pigment appears in the form of dark-blue granules. **Hermann's fluid,** a modification of Flemming's fluid. Platinum chloride is used instead of chromium trioxide; in other respects the formulas are alike. **His' medium** (*for the differential culture of the typhoid bacillus*). 1. The tube culture-medium. triturate 5 Gm. of agar, 80 Gm. of gelatin, 5 Gm. of beef-extract, and 5 Gm. of salt; add a liter of water and enough hydrochloric acid or soda solution to produce a reaction of 1.5 % of normal acid, using phenolphthalein as the indicator. Clear with 1 or 2 eggs beaten in 25 Cc. of water; add 10 Gm. of glucose, boil for 25 minutes, and filter through absorbent cotton. 2. For the plate-culture use 10 Gm of agar, 25 Gm. of gelatin, 5 Gm each of beef-extract and salt, and 10 Gm. of glucose. The medium must contain not less than 2 % of normal acid. The typhoid bacillus alone has the power of clouding these media **Hofbauer's method** (*for staining the iodinophil granules of leukocytes*), dry the film and stain 1 minute in a solution of iodine, 1 part, potassium iodide, 3 parts, and water, 100 parts, brought to a syrupy consistence by the addition of gum-arabic. Remove the excess of the stain with filter-paper to prevent diffuse coloring. **iodine-alcohol,** alcohol, 90 %, to which enough tincture of iodine is added to impart the color of port-wine. See also *Zenker's fluid* in this table. **iron hematoxylin,** sections are treated with a weak aqueous solution of ferric acetate, washed in water, and stained in 0.5 % aqueous solution of hematoxylin. A blue-black or black-brown stain is obtained. This process is recommended by Bütschli for staining sections of protozoa 1μ thick. Another method is as follows: Treat sections for from ½ hour to 2 or 3 hours with a 1.5 to 4 % solution of ferric ammonium sulphate; wash in water, and stain for from 1 to 12 hours in an aqueous solution of hematoxylin, about 0.5 %. Rinse with water and treat again with the iron solution. As soon as differentiation is complete, wash for 15 minutes in running water and mount The results vary according to the duration of the treatment with the iron and hematoxylin solutions; short baths give a blue preparation, in which the nuclear structures are highly differentiated; prolonged baths give black preparations, showing connective-tissue fibers and red blood-corpuscles black, central and polar bodies intensely black, cytoplasm sometimes colorless, sometimes gray, in which case cell-plates and achromatic spindle-fibers are stained. Microorganisms are sharply stained. **Jenner's stain** (*for blood*) See under *Jenner*. **karyokinesis.** Place small pieces of tissue hardened in strong Flemming's solution in an alcoholic solution of safranin (2 Gm. to 60 Cc.) for from 24 to 48 hours. Wash for a few minutes in water, and carry to acidulated absolute alcohol (10 drops of acetic acid to 100 Cc.) for from ½ to 1 minute. When thick clouds of color are no longer given off, carry to absolute alcohol. After 1 or 2 minutes clear and mount. **Leishman's stain** (*for blood*). Preparation of the neutral stain. Solution A: The solution of polychrome methylene-blue. A 1 % aqueous solution of methylene-blue med. (Grübler) is made alkaline with 0.5 % Na_2CO_3. This is heated for 12 hours at 65° C., and then allowed to stand for 10 days before use. Solution B: A 0.1 % aqueous solution of eosin (extra BA Grübler). Equal parts of solutions A and B are mixed in an open vessel and allowed to stand for 5 or 6 hours, with occasional stirring. The precipitate formed is collected on a filter, washed with water, dried, and powdered. The staining solution: Dissolve 0.1 Gm. of the dry precipitate in 100 Cc. pure methyl-alcohol (Merck "for analysis"). To stain: Four drops of the solution are poured on the blood-film, and allowed to stain for ½ minute. Without pouring off the stain, 6 to 8 drops of distilled water are added and the mixture is allowed to stain for 5 minutes. Wash gently. Put a few drops of water on the blood-film for 1 minute. Then dry and mount. Staining reactions. Red blood-corpuscles stain pale pink or greenish; lymphocytes: nuclei, dark ruby red; protoplasm, pale blue; mononuclears: nuclei, ruby red; protoplasm, pale blue; polymorphonuclear neutrophils: nuclei, ruby red; granules, red; "coarse-grained eosinophils." nuclei, ruby red; granules, purplish black; blood-platelets stain deep ruby red; malarial parasites. nuclei, chromatin portion, ruby red; cytoplasm, blue. **lithia-water.** Saturated aqueous solution of lithium carbonate 1 Cc., and distilled water 30 Cc., used as an intermediate agent in staining microorganisms. **living cells.** Young larvæ of *Amphibia* are the best objects for the study of cells *intra vitam*. Place the larvæ of *Salamandra* in a watch-glassful of water containing 5 to 10 drops of a solution of 1 part curara in 100 parts each of water and glycerol. From ½ to 1 hour's immersion is required for curarization. It is not necessary to wait until the larvæ are motionless: they may be removed as soon as their movements have become slow. The gills and the caudal fin may then be studied. The tail may be excised from the living animal and studied for some time in 1 % salt solution or other

indifferent medium. The adult animal offers for study the thin, transparent bladder. Larvæ may be bred from adults, if well fed with aquatic worms, and supplied with a vessel of water. The larvæ will be deposited in the water. The cytoplasm of living cells may be stained with methylene-blue, dahlia, or gentian-violet dissolved in water or in an indifferent liquid. **Loeb's method** (*for producing artificial parthenogenesis*). Place the unfertilized eggs of sea-urchins in sea-water containing magnesium chloride in the proportion of 5000 ($\frac{1}{8}$n MgCl) to 5000 Cc. of water. After 2 hours restore them to normal sea-water. The eggs from normal gastrulæ and plutei. **Loeffler's methylene-blue.** Add 30 Cc of a concentrated alcoholic methylene-blue solution to 100 Cc. of a solution of caustic potash (0 01 · 100). Filter before using. **Loeffler's stain** (*for flagella*). Mix 10 Cc. of 20 % solution of tannin, 5 Cc. of saturated solution of ferrous sulphate, and 1 Cc. of aqueous or alcoholic solution of fuchsin, methyl-violet, or "Wollschwarz" For typhoid bacilli add 1 Cc. of 1 % solution of soda; for *Bacillus subtilis* add 30 drops, for bacilli of malignant edema, 36 drops, for cholera bacilli add 1 drop of sulphuric acid to the soda solution; for *Spirillum rubrum*, 9 drops. **McCrorie's method** (*for flagella*). Stain the cover-glass preparation in warmed mixture of equal parts of a saturated solution of night blue, a 10 % solution of tannin, and a 10% solution of alum. **Mallory's method.** 1. *For neuroglia:* Fix for 4 days in 10 % formalin, then for 4 days in a saturated solution of picric acid, after this mordant for 4 days in 5% solution of ammonium bichromate at 37° C. Stain the sections for 2 minutes in 1 % aqueous solution of acid fuchsin, rinse, and treat for 2 minutes with 1 % aqueous solution of phosphomolybdic acid; wash in two changes of water and stain for 2 minutes in a mixture of water-soluble aniline blue, 0 5 Gm.; orange G, 2 Gm.; oxalic acid, 2 Gm.; and water, 100 Cc.; wash in water and dehydrate in alcohol. Result· connective tissue, blue; neuroglia, deep red; ganglion-cells and axis-cylinders, light red. 2. *For neuroglia:* Fix the tissues after the method given in No. 1, and treat the sections for 15 minutes with a 0.5 aqueous solution of potassium permanganate, and after washing for the same time with 1 % solution of oxalic acid, wash, and stain in hematoxylin prepared by dissolving 0 1 Gm. of the dye in a little hot water, and when cool adding water up to 80 Cc., 20 Cc. of 10 % aqueous solution of phosphotungstic acid, and last 0 2 % of hydrogen dioxid. Wash in water, dehydrate in alcohol, clear in oil of origanum, and mount in balsam. Nuclei, neuroglia, and fibrin blue; axis-cylinders and ganglion-cells pale pink; connective tissue deep pink. 3 *For connective tissue:* Fix in Zenker's fluid or sublimate and stain the sections for 2 minutes in 0 1 % aqueous solution of acid fuchsin. For further treatment see No. 1. Result: fibrous tissue, mucus, amyloid and hyaline substances, blue; nuclei, cytoplasm, elastin, fibrin, neuroglia, and axis-cylinders, red; erythrocytes and myelin sheaths, yellow. 4. *For nuclei and fibrin:* Stain sections of tissue fixed in any medium except formaldehyde for 3 minutes in 10 % aqueous solution of ferric chloride; drain and dry and stain for 3 minutes in a 1 % aqueous solution of hematoxylin; wash and differentiate in a 0.25 % solution of ferric chloride. Result. nuclei, dark blue; fibrin, gray to dark blue. In sublimate preparations the erythrocytes are greenish gray; connective tissue, pale yellow. 5. *For staining Amœbæ coli in tissues:* Use alcohol material and treat the sections for from 5 to 20 minutes with saturated aqueous solution of thionin; wash, and differentiate for from 30 to 60 seconds in 2 % aqueous solution of oxalic acid; wash, dehydrate, clear, and mount in the usual way. **Mallory's phosphomolybdic-acid hematoxylin.** Mix 10 % solution of phosphomolybdic acid, 1 part; hematoxylin, 1 part, water, 100 parts; chloral, from 6 to 10 parts. Expose to sunlight for a week. Filter before using and save the used portions. Stain sections for from 10 minutes to an hour; wash in 40 to 50 % alcohol, changing it 2 or 3 times. Dehydrate and mount. If the solution does not stain readily, add a little hematoxylin The stain is blue, and in its general effect similar to nigrosin It is recommended for preparations of the central nervous system **Mallory-Wright method** (*for staining tubercle bacilli*) Stain lightly in alum-hematoxylin, then for 2 or 3 minutes in steaming hot carbolfuchsin, decolorize for 30 seconds in acid alcohol **Marchi's method.** Used to demonstrate early degeneration of nerves, prior to sclerosis. After hardening in Mueller's fluid place the tissue in a large quantity of a mixture of Mueller's fluid, 2 parts; 1 % osmic acid, 1 part The degenerated fibers are stained black; the normal are yellow or uncolored **Mayer's carmalum.** Take 1 Gm. of carminic acid, 10 Gm. of alum, and 200 Cc. of distilled water, heat the mixture and filter, adding an antiseptic to keep it clear. The fluid is light red in color, shading toward violet, and is said to have good penetrating powers, even in osmium preparations, and to be better than alum-carmin for staining *in toto* **Mayer's carmalum and indigo-carmin.** Dissolve 0.1 Gm of indigo-carmin in 50 Cc. of distilled water or of 5 % alum solution, add 1 volume of indigo-carmin solution to 4 volumes of carmalum. **Mayer's hemalum.** An excellent stain for large objects. It consists of two solutions—one of hematein, or ammonium hematein, 1 Gm , dissolved by the aid of heat in 50 Cc. of 90 % alcohol; the other of alum 50 Gm. and distilled water 1 liter. The solutions are mixed, left to cool, and then filtered A crystal of thymol may be added to prevent the formation of mold. For most purposes it is advisable to dilute this stain with water or alum solution. Hemalum plus 2 % glacial acetic acid gives a more precise nuclear stain. **Mayer's hemalum and indigo-carmin.** Add 1 volume of a 0 05 % aqueous solution of indigo-carmin to 4 volumes of hemalum. **Mayer's paracarmin.** Dissolve carminic acid, 1 Gm , aluminium chloride, 0.5 Gm., calcium chloride, 4 Gm., in 100 Cc. of 70 % alcohol, with or without heat Filter, after precipitation, and the solution will have a clear red color. Suitable for staining bulky objects with large cavities, such as *Salpa*. **methylene-blue.** An important reagent, which gives a specific stain for lymph-spaces and intercellular cement, closely resembling gold and silver impregnation, for medullated nerves, and for plasma-cells. It also stains *intra vitam*, and is a specific reagent for the axis-cylinders of sensory nerves in living animals (Ehrlich). Small and permeable aquatic organisms may be

stained during life by adding to the water containing them enough of the dye to give it a very pale tint. Nerve-tissue may be stained by injecting the dye into the vascular system of a living, narcotized animal or by removing the organ and immersing it in the solution. From 0.5 to 1 % solutions in physiological salt solution are employed for this purpose The color is not permanent, but may be fixed by ammonium picrate. Parker fixes the color by dehydrating in a solution of mercury bichloride, 1 Gm., in methylol 5 Cc ; washing in a mixture of 2 parts of the methylol and sublimate solution, 1 part pure methylol, 3 parts xylol. The object is then placed in xylol for 4 or 5 days, when it is ready to mount or embed. Mayer's albumin should not be used to fix sections to the slide, as it discharges the color A solution of 0.25 Gm. in 90 % alcohol, 20 Cc., and distilled water, 80 Cc , is used for tissue-staining. A 1% and a saturated alcoholic (15 Gm. to 100 Cc.) solution are used for staining microorganisms. **methyl-green.** This is chiefly used as a nuclear stain for fresh or recently fixed tissues; it is also a reagent for amyloid degeneration (Heschl), giving a violet color. Use 0.5 Gm. of methyl-green in 20 Cc. of 90 % alcohol, 80 Cc. of distilled water, and 1 Cc of acetic acid Stain the tissue for 5 minutes, wash in acidulated water, differentiate in 90 % alcohol, and dehydrate. The nuclein reaction depends on the presence of acetic acid. Arnold recommends a dilute solution of methyl-green containing 0.6% sodium chloride for staining cells and nuclei. Bizzozero has observed that the elements of blood and pus, also ciliated epithelium and spermatozoa, do not stain with methyl-green if the cells are highly alkaline. if the alkalinity is diminished, they are dyed violet; if the cells are acid, they are colored green. Carnoy regards methyl-green as the best stain for nucleoli. **methyl-violet.** A good chromatin stain. Dissolve 0.5 Gm. in 200 Cc. of distilled water and 5 Cc. of glacial acetic acid. Stain sections for 20 minutes, wash in distilled water, and then in equal parts of glycerol and water. Mount in Farrant's medium. This is also a reagent for tissues undergoing amyloid degeneration. The amyloid substance stains pink. 1. (*Alcoholic*) Methyl-violet, 25 Gm.; absolute alcohol, 100 Cc 2 (*Aqueous*) Methyl-violet, 1 Gm.; alcohol, 20 Cc , distilled water, 80 Cc. **muchematein.** A specific stain for mucin. 1. Pulverize 0 2 Gm. of hematin with a few drops of glycerol and then add 0.1 Gm. of aluminum chloride, 40 Cc. of glycerol, and 60 Cc. of water. 2. Dissolve 0.2 Gm. of hematin and 0.1 Gm. of aluminum chloride in 100 Cc of 70 % alcohol. Two drops of nitric acid may be added. **mucicarmin.** A specific stain for mucin. Rub 1 Gm. of carmin in a mortar with 0 5 Gm. of aluminum chloride and 2 Cc. of distilled water; heat for 2 minutes, until the light-red color changes to dark; stir and add a little 50 % alcohol; when dissolved, make up to 100 Cc. with 50 % alcohol, and after 24 hours filter. For use dilute tenfold with water or with 50 % alcohol. **Mueller's Berlin blue.** Precipitate a strong solution of Berlin blue with 90 % alcohol. The fluid is neutral and the precipitate finely divided. **Mueller's fluid.** This agent is very extensively used, as it penetrates well and hardens evenly. It has the following composition: potassium dichromate, 2.5 parts; sodium sulphate, 1 part; water, 100 parts. The addition of a little camphor, chloral, thymol, or naphthalene will prevent the formation of mold. The time required for hardening depends on the size of the object. This fluid diluted to 0.2 % is used as a macerating agent. **Nissl's method** (*for ganglion-cells*). 1. Stain sections of tissue hardened in 10 % formalin or in graded alcohols in hot concentrated aqueous fuchsin solution. 2. Stain in hot 0.5 % methylene-blue; when cool, transfer to a mixture of anilin (20 parts) and 90 % alcohol (200 parts); then treat with origanum oil, then with benzine, and mount in solution of colophonium in benzine. 3. Mount the hardened tissue on cork (without embedding), cut sections and stain them in hot Nissl's methylene-blue; treat with the anilin-alcohol mixture, then with cajeput oil, then as in 2. **Nissl's methylene-blue.** Methylene-blue (B patent), 3 75 parts; Venice soap, 1.75 parts; distilled water, 1000 parts. **nitric acid.** An efficacious agent, which causes no swelling and does not attack the tissue-elements. It is used in 1 and in 10 % solution, the latter for large, hard bones, the former for young bones. The specimens should previously have been fixed in absolute alcohol, and the decalcifying fluid changed daily They must be removed as soon as decalcification is complete or they will become discolored. They are then washed in running water for two hours and preserved in alcohol, which should be renewed in a few days **Nocht's stain** (*for blood*). Original method: Unna's polychrome methylene-blue is neutralized with dilute acetic acid Solution A 1 Cc. of this neutralized polychrome methylene-blue is mixed in a watch-crystal with a saturated aqueous solution of ordinary methylene-blue until its red color disappears and the solution becomes blue. Solution B: Dilute 3 or 4 drops of 1 % aqueous solution of eosin with 1 or 2 Cc. water Add solution A drop by drop to solution B until B is dark blue; a precipitate has then been formed. In this mixture blood-films are to be stained for several hours up to 24 hours. Fix films in alcohol or by heat. Subsequent modification· Solution A: The polychrome methylene-blue solution To a 1 % aqueous solution of methylene-blue add 1 or 0.5 % Na_2CO_3. Heat at 50° C. to 60° C. (122°–140° F.) for several days. Solution B· Dilute 2 or 3 drops of 1 % aqueous solution of eosin with 1 or 2 Cc. water To solution B add solution A drop by drop until the mixture is dark blue and has lost its eosin tint. To stain, float blood-films face down on this mixture for from 5 to 10 minutes. **normal salt solution.** Sodium chloride, 6–7.5 Gm.; distilled water, 1000 Cc. Used in the study of living structures. **paraffin infiltration and embedding.** The initial step in this process consists in the infiltration of the object with a clearing agent; that is, by some substance which is a solvent of paraffin. It is then immersed in melted paraffin until it is thoroughly saturated. The paraffin should be kept just at the melting-point and should be renewed if the object is large. The duration of the bath depends on the size of the object. When this second step in the process is completed, embed in paraffin, as in simple embedding. To prevent crystallization of the paraffin the embedded object should be quickly cooled, which may be done by floating it in the containing receptacle on cold water. **phenol and**

xylol. A mixture of 1 part of phenol and 3 parts of xylol is used to clarify celloidin sections, which may be taken from 70 % alcohol, and do not require further dehydration A layer of previously heated copper sulphate in the bottom of the bottle will keep the mixture free from water **pianese double stain.** Prepare a saturated solution of nigrosin in a saturated alcoholic solution of picric acid, mix 2 volumes of this with 1 volume of anilin water and evaporate in open air The crystals deposited are dissolved in absolute alcohol, and from this solution green crystals are obtained soluble in alcohol, ether, and water For tissues, make a 2% solution in alcohol, for microorganisms, in water Stain sections first in lithium-carmin, treat with acid alcohol, wash, and immerse in an alcoholic solution of picronigrosin until they assume a brown hue Decolorize in oxalic acid Nuclei are stained red, plasma, dark-yellow, cartilage, yellow, connective tissue, pale green, elastic fibers, violet **picric acid.** A fixing agent of great penetration, and, therefore, especially suitable for the preparation of chitinous structures A saturated solution is employed The time required for fixation varies from a minute to a day, and depends on the size of the object Wash out in alcohol and stain in alcoholic solutions **picric alcohol.** A saturated solution of picric acid in 50 % alcohol **picronigrosin.** A solution of 1 Gm of picric acid in 100 Cc of distilled water with the addition of 1 Gm of nigrosin **Plehn's method.** 1 *For the study of the living malarial parasite* Place a drop of fluid paraffin on a slide and a drop on a cover-glass, take up the drop of blood on the latter and so place it on the slide that the blood is between the drops of paraffin Examine on a warm stage The addition of a drop of methylene blue will stain the living organisms 2 *For malarial films fixed in absolute alcohol* Stain for 5 minutes in a mixture of concentrated aqueous solution of methylene-blue, 60 Cc 0 5 % solution of eosin in 75 % alcohol, 20 Cc , distilled water, 20 Cc , and 20 % potash lye, 12 drops **polychrome methylene-blue.** A reddish-violet dye sometimes present as an impurity in commercial methylene-blue, or that develops in old, ripened, or alkaline solutions of methylene-blue It is used for staining cell-granules See *Unna's Method* **potassium permanganate** (*Du Pleiss*) Useful for the study of isolated and very contractile cells, as spermatozoa It is said to kill more radiply than any other agent 2 % osmic acid not excepted A saturated aqueous solution is used It is also used for washing out overstaining with carmin, and in 1 % solution as a mordant for anilin dyes (Henneguy) and for reducing silver impregnations **Rosenberger's method.** 1 *For staining blood* Fix the films by heat or in absolute alcohol or alcohol and ether and stain in a mixture of 10 Cc of a saturated aqueous solution of methylene-blue 4 Cc of a saturated aqueous solution of phloxin, 6 Cc of 95 % alcohol, and 12 Cc of distilled water 2 *For staining the tubercle bacillus* The essential point in this process is the use of sweet spirit of niter for bleaching, it is also mixed with alcoholic solutions of methylene-blue, malachite green, Bismarck brown, and gentian-violet. **safranin.** *Pfitzner's formula:* Safranin (Grübler's), 1 part, absolute alcohol 100 parts, water, 200 parts *Flemming* uses a concentrated alcoholic solution diluted one-half with water *Babes' formula* (*a*) Equal parts of a concentrated alcoholic and a concentrated aqueous solution, (*b*) water, 100 parts, anilin oil, 2 parts, safranin, in excess The latter may be used according to the method of Gram, and is recommended for the demonstration of mitotic figures **Scheele's green mass.** (*a*) Mix 80 Cc of a saturated solution of potassium arseniate and 50 Cc of glycerol (*b*) Take 40 Cc of a saturated solution of copper sulphate and 50 Cc of glycerol Combine the two solutions with three volumes of the vehicle **substantive staining** A histological stain obtained by direct absorption of the pigment from the solution in which the tissue is immersed Dyes that combine directly with the substance acted on are called substantive dyes **subtractive staining.** A socalled theory of Heidenhain s based on the hypothesis that a general stain satisfies the affinities of some cell structures, that hold it in subsequent treatment with specific dyes, while the other structures give up the general stain and then take the specific stain **sudan III** A selective stain for fat Prepare a saturated solution in 95 % alcohol, dilute two thirds with 50 % alcohol, and filter Stain sections for from 5 to 10 minutes, wash for about the same time in 60 or 70 % alcohol, and mount in glycerol Small oil-drops yellow, large ones orange For staining the fat granules in the elements of tissues undergoing fatty degeneration use the undiluted stain The tissue may be fixed in Mueller s fluid or cut fresh on the freezing microtome **thionin.** The uses and technique are the same as for methylene-blue A saturated solution in 50 % alcohol diluted with 5 volumes of water is used for staining **Thoma's method** (*for the numeration of leukocytes*). Dilute the blood in the proportion of 1 10 with water containing 0 3 % anhydrous acetic acid This dissolves the colored blood-cells **Unna's hematoxylin.** A constant half-ripe stock solution Hematoxylin, 1 Gm , alum, 10 Gm , alcohol, 100 Cc , water, 200 Cc , sublimed sulphur, 2 Cc If the sulphur is added 2 or 3 days after preparing the hematoxylin solution, it will arrest oxidation and the stain will be ready for use at this stage The oxidation of alum-hematoxylin solutions can be instantaneously accomplished by adding a little neutralized hydrogen dioxid **Unna's method.** *For collagen:* 1 Stain sections of alcohol material for 5 minutes in strong solution of polychrome methylene-blue, then for 15 minutes in neutral 1 % solution of orcein in absolute alcohol, wash in alcohol, bergamot, balsam Collagen, dark red, nuclei, blue, granules of mast-cells, carmin red, cytoplasm of plasma-cells, blue 2 Stain sections for 20 seconds in 1 % solution of water-blue (Wasserblau), wash and stain for 5 minutes in neutral aqueous 1 % solution of safranin, wash in water and then treat with absolute alcohol until the blue color reappears, collagen, sky-blue, nuclei, red, cytoplasm, violet 3 *For collagen, elastin, and smooth muscle:* Stain with hot orcein for 10 minutes, wash in dilute alcohol, stain with hematein for 10 minutes, and treat for a few seconds with acid alcohol, wash, and place in a 2 % solution of acid fuchsin for 5 minutes, in saturated aqueous solution of picric acid for 2 minutes, then in saturated alcoholic solution of picric acid for 2

minutes; absolute alcohol; oil; balsam. Elastin, brown-red; collagen, red; muscle-fibers, yellow with gray-violet nuclei. 4. *For elastin and smooth muscle:* Stain as in 3, substituting polychrome methylene-blue for hematein and 1 % potassium permanganate for the acid alcohol. Elastin, brown-red; collagen, decolored; muscle-fibers, violet. 5. *For smooth muscle:* Stain sections for 10 minutes in polychrome methylene-blue; wash, and fix in 1 % red prussiate of potash, differentiate in acid alcohol for 10 minutes; absolute alcohol; oil; balsam. The collagen is decolored. 6. *For keratohyalin:* Overstain in hematoxylin, treat for 10 seconds with 0.5 % solution of potassium permanganate, and wash in alcohol; or place the stained sections in 33 % solution of iron sulphate for 10 seconds, or in 10 % solution of iron chloride. 7 *For epithelia:* Stain sections for 10 minutes in neutral aqueous 1 % solution of water blue; wash, and stain for 10 minutes in 1 % solution of orcein. Or overstain sections of alcohol material in polychrome methylene-blue and differentiate in Unna's glycerol-ether mixture (Grübler); or in a mixture of alcohol, 10 parts, xylol, 15 parts; anilin, 25 parts; and transfer to xylol; or in a mixture of xylol, 30 parts, alcohol, 20 parts, then transfer to xylol and then to anilin containing alum to saturation (agitated and filtered before using). 8. *For plasma-cells and mast-cells:* Apply the methods for epithelia. 9. *For overcoming the decoloration of bacteria in the process of dehydrating in alcohol:* Transfer the section from the decolorizing fluid to the slide, remove as much as possible of the water by means of filter-paper, and then heat the slide over flame until the section is dry; when cold, mount in balsam. **Waldeyer's method** (*for the fixing and decalcification of bone*). Fix the fresh object in chromium trioxide (1 600); decalcify in a mixture of chromium trioxide (1·200) 100 Cc. and nitric acid 2 Cc. Wash thoroughly and harden in alcohol. **Weigert's differentiating fluid.** Borax, 2 Gm.; potassium ferricyanide, 2 5 Gm.; distilled water, 200 Cc. Used after hematoxylin. **Weigert's method.** 1. *For fibrin:* Make celloidin sections and stain one minute in Weigert's fibrin stain (5 % solution of gentian-violet, 4 4 Cc.; 96 % alcohol, 6 Cc.; anilin oil, 1 Cc.). Dry with unsized printing paper and add a drop of Gram's solution saturated with iodine. Most of the stained parts are decolorized. Remove the iodine with printing paper; clear in equal parts of anilin oil and xylol, renewing it until all the water is removed. The water gives the section a white appearance. Dry with filter-paper, wash well with xylol, and mount in xylol balsam. 2. *For neuroglia:* Fix for 8 days in the following mixture: dissolve 2.5 Gm. chrome alum in 100 Cc. water, by heat, and while hot add 5 parts of acetic acid and pulverized copper acetate, when cold, 10 parts of formalin. Embed in celloidin. Treat the sections for 10 minutes with 0.3 % solution of potassium permanganate, wash in water, and reduce in the following: 5 parts each of chromogen and formic acid in 100 parts of water, to which, after filtering, add 10 parts of a 10 % solution of sodium sulphite. After 3 hours transfer to 5 % chromogen and after 24 hours stain in the following: saturate hot 75 % alcohol with methyl-violet, decant when cold, and to each 100 Cc add 5 Cc. of 5 % aqueous solution of oxalic acid; differentiate in a saturated solution of iodine in 5 % solution of potassium iodide; decolorize in a mixture of equal volumes of anilin and xylol, wash in xylol, and mount in balsam. 3. *Without decolorizing:* Tissues hardened in Mueller's fluid and alcohol are embedded in celloidin, and then put into a mixture of equal parts of a 10 % solution of sodium-potassium tartrate and a cold saturated solution of copper acetate, which is kept at from 38° to 40° C. (86°–104° F.). They are next placed in a half-saturated solution of copper acetate at the same temperature for 48 hours. The blocks, rinsed in water, may be kept in 80 % alcohol and cut at any time The staining fluid is composed of 1 part of an alcoholic hematoxylin solution (1.10) and 9 parts of a saturated solution of lithium carbonate; this fluid is to be freshly made. Stain for from 4 to 12 hours; wash, dehydrate in 90 % alcohol, and clear in anilin xylol (2 1), then in pure xylol, and mount in xylol balsam. The advantage of the method is the clearness with which the fine medullated fibers are distinguished from the cells and other parts, and it is less tedious than the old method **Wright's stain** (*for blood*). Preparation of the neutral stain. Solution A: Make a 0.5 % aqueous solution of the $NaHCO_3$, being careful to bring all the salt into solution before going on to the next step. Then add 1 % of methylene-blue (Grübler's methylene-blue, "Bx," "Koch," or "Ehrlich's rectified"). Steam this in an Arnold sterilizer for 1 hour after steam is up. Cool. Solution B 0.1 % aqueous solution of eosin (Grubler, "yellowish, soluble in water"). Add solution B to solution A until the mixture becomes purple, a metallic scum forms on the surface, and a finely granular black precipitate appears in suspension. (About 500 Cc. of solution B to 100 Cc of solution A.) Filter off the precipitate. Do not wash it. Dry. Preparation of the staining solution. Make a saturated solution of the precipitate in pure methyl-alcohol (0.3 Gm. in 100 Cc. methyl-alcohol). Filter, and add an additional 25 % of the original volume of methyl-alcohol used. This prevents precipitation of the stain on the film. Cover the film with the stain for 1 minute. Without pouring off the stain add water drop by drop until the mixture is translucent at the edges and a yellowish metallic scum forms on the surface. Stain in this diluted stain for 2 to 3 minutes. Wash in distilled water until the film becomes pink. Dry between filter-papers. Staining reactions. Lymphocytes: nuclei, dark purplish-blue; cytoplasm, robin's egg blue; large mononuclears· nuclei, blue; cytoplasm, pale blue; polymorphonuclear neutrophils: nuclei, blue; granules, reddish-lilac; eosinophils: nuclei, blue; granules, blue; mastzellen: nuclei, blue to purplish; granules, dark blue or purple; myelocytes: nuclei, dark blue or lilac; granules, dark or reddish-lilac: blood-platelets stain blue or purplish; malarial parasites: nuclei, chromatin portion, lilac-red to black; cytoplasm, blue. **xylol.** Used for paraffin and celloidin sections. It causes shrinkage if the sections are not thoroughly dehydrated. **Zenker's fluid.** Dissolve 25 Gm. potassium dichromate, 10 Gm. sodium sulphate, and 50 Gm. mercuric chloride in 1000 Cc. warm distilled water. At the time of using add to each 20 Cc. 1 Cc. of glacial

acetic acid Fix the tissue for from 25 to 48 hours, wash for 24 hours in running water Harden in the dark in the ascending series of alcohols For the removal of the precipitate add to the 90% alcohol enough tincture of iodine to impart the color of port-wine, and repeat the addition daily until the color does not fade Preserve in 90% alcohol **Ziehl-Neelsen method.** Float the cover-glass preparation upon Ziehl's carbolfuchsin, heat until vapor arises (about 3 to 5 minutes), wash in water and decolorize in 15% nitric or 5% sulphuric acid, then in 60 to 80% alcohol to remove the remnant of color Wash well, dry, and mount in balsam In the case of tissue-sections, stain cold for 15 minutes and decolorize as detailed, upon removal from the alcohol counterstain with methylene blue, wash, dehydrate, clear, and mount

staining, in vitro method of. A method of studying, under the microscope, the diffusion into living cells of dyes contained in agar jelly spread on glass slides

staircase (*stār'-kās*) [ME, *staire*, stair, *case*] A continuous series of responses to nerve-stimuli, varying from a minimal intensity to a maximum intensity (Romanes) See *summation*

stairs sign. Difficulty in descending stairs, one of the early symptoms of locomotor ataxia

stalagmometer (*stal-ag-mom'-et er*) [σταλαγμός, a dropping, μέτρον, a measure] An instrument for measuring the size of drops or the number of drops in a given volume of liquid It is used to measure the surface tension of liquids

stalagmometry (*stal-ag mom'-et re*) [*stalagmometer*] A method of diagnosis based upon the determination of the relative degree of surface tension or capillarity possessed by the body-fluids

stalk (*stawk*) [ME, *stalken*] Any lengthened support to an organ

staltic (*stal'-tik*) [στάλσις, constriction] Styptic,

stamen (*stā'-men*) The pollen-bearing organ of the flower, when complete consisting of a stalk of filament and a pollen-sac or anther

stamina (*stam'-in-ah*) Natural strength of constitution Vigor Inherent force

staminode (*stam'-in-ōd*) Same as *staminodium*

staminodium (*stam-in-o'-de-um*) [στημων a thread, εἶδος form] In biology, a stamen like organ, a rudimentary or aborted stamen, a parastemon See *lepal*

stammer (*stam'-er*) [AS, *stamur*, stammering] To speak interruptedly or with hesitation

stammering (*stam'-er-ing*) Interrupted or hesitating speech **s bladder.** See *bladder, stammering*

stamper (*stamp'-er*) A name for one affected with locomotor ataxia from the stamping gait incident to it

stamp-licker's tongue. An inflammatory condition of the mouth occurring in those who moisten stamps or other labels with the tongue

stanch (*stanch*, or *stawnch*) [ME, *staunche*, stanch] To check or stop (a flow), as to stanch a hemorrhage or a wound

stand. To have an upright posture Also, a frame or a table to place things upon **s., microscope,** the tripod or base of the microscope with the tube, but without eye-pieces and objectives

standard (*stan'-dard*) [*extendere*, to spread out]. 1 An established rule or model 2 Something used for comparison **s. candle,** a spermaceti candle used as a standard of light, it burns at the rate of 2 gr a minute **s. solution,** a solution containing a definite quantity of a reagent

standardization (*stan dar-diz-a'-shun*) Regulation by a standard, conformity to or use as a standard of comparison, the bringing of a preparation up to a definite standard

standstill (*stand'-stil*) A state of quiescence dependent upon suspended action **s., expiratory,** suspension of action at the end of expiration **s., inspiratory,** a halt in the respiratory cycle at the end of inspiration when the lungs are filled with air The condition can be produced by stimulating the central end of the cut vagus **s., respiratory,** suspended respiration

Stange's test (*stahng'-ah*) Same as *Henderson's test, q v*

stannate (*stan' āt*) A salt of stannic acid

stannic (*stan'-ik*) [*stannum*] 1 Pertaining to stannum, or tin 2 Containing tin as a tetrad element **s acid,** H_2SnO_3 A gelatinous white precipitate which on drying, forms a translucent vitreous mass It is dibasic **s chloride,** $SnCl_4$, a thin white liquid

stanniferous (*stan if'-er-us*) [*stannum, ferre*, to bear] Yielding or containing tin

stannite (*stan' īt*) Tin sulphide, bell metal

Stannius' ligature, or **experiments** (*stan' e us*) [Herman Friedrich *Stannius*, German physiologist, 1808–1883] 1 Separation by a ligature of the sinus venosus from the remainder of the frog's heart causes the latter to remain distended in diastole, while the former continues its rhythmic pulsations Mechanical excitation of the auricle or ventricle produces a single contraction which is repeated only when a new stimulus is applied 2 If a ligature is placed around the groove dividing the auricles from the ventricle, there occurs a rhythmic contraction of the ventricle, while the auricles remain quiescent

stannous (*stan'-us*) Containing tin as a bivalent element

stannoxyl (*stan-oks'-il*) [*stannum*, tin, *oxide*] Trade name of a preparation containing metallic tin and oxide of tin

stannum (*stan' um*) [L] Tin see *tin* **s cinereum,** bismuth **s glaciale,** bismuth **s. indicum,** zinc

stanolind (*stan'-o-lind*). Trade name of a brand of paraffin used for films or surgical dressings.

stapedectomy (*sta-pe-dek'-to-me*) [*stapes* ἐκτομή, excision] Excision of the stapes

stapedial (*sta-pē'-de-al*) [*stapes*] 1 Shaped like a stirrup 2 Relating to the stapes

stapediotenotomy (*sta-pe-di-o ten-ot'-om-e*) [*stapes*, tenotomy] Cutting of the tendon of the stapedius muscle

stapediovestibular (*sta-pe-de-o-ves-tib'-ū-lar*) [*stapes, vestibulum*, vestibule] Relating to the stapes and the vestibule

stapedius (*sta-pē'-de-us*) [*stapes*] See under *muscle*

stapes (*stā'pēz*) [L, "a stirrup"] The stirrup-shaped bone of the middle ear, articulating with the incus and the fenestra ovalis

staphisagria (*staf-is-ag'-re-ah*) [σταφίς, a dried grape, ἄγριος, wild] Stavesacre The *staphisagria* of the U S P is the ripe seed of *Delphinium staphisagria*, of the order *Ranunculaceæ*

It contains the alkaloids *delphinine*, $C_{28}H_{37}NO_6$, *delphinoidine*, $C_{21}H_{33}N_2O_7$, *delphisine*, $C_{17}H_{31}N_2O_4$, and *staphisagrine*, $C_{32}H_{33}NO_6$. It has been used locally as an application in rheumatism, and as an ointment to destroy lice and itch-mites. **s., fluidextract of** (*fluidextractum staphisagriæ*, U. S. P.). Dose 1 min. (0.06 Cc.).

staphisagrine (*sta-fis-a'-grēn*) [σταφίς, dried grape; ἄγριος, wild]. An amorphous alkaloid obtained from staphisagria.

staphylagrum, staphylagra (*staf-il-a'-grum, staf-il-a'-grah*) [σταφυλή, uvula; ἀγρεῖν, to take hold of]. An instrument formerly used to hold the uvula during amputation of that body.

staphyle (*staf'-i-le*) [σταφυλή, a bunch of grapes]. The uvula

staphylectomy (*staf-il-ek'-to-me*) [σταφυλή, the uvula; ἐκτομή, excision]. Removal of the uvula or soft palate.

staphyledema (*staf-il-e-de'-mah*) [*staphylo-*; *edema*]. Edema of the uvula Any morbid enlargement of the uvula.

staphyleus (*staf-il-e'-us*) [σταφυλή, the uvula]. Pertaining to the uvula.

staphylhematoma, staphylhæmatoma (*staf-il-hem-at-o'-ma*) [σταφυλή, uvula; αἷμα, blood; ὄμα, tumor]. An extravasation of blood into the uvula.

staphyline (*staf'-il-in*) [σταφυλή, uvula]. Pertaining to the uvula or to the entire palate. **s. glands.** Synonym of *palatine glands*.

staphylinopharyngeus (*staf-il-i-no-far-in'-je-us*) [*staphyle; pharynx*]. 1. Relating to the palate and pharynx. 2. The palatopharyngeus. See under *muscle*.

staphylinus (*staf-il-i'-nus*) [*staphyle*]. 1 Palatal. 2. See *s. medius*. **s. externus**, the tensor palati. **s. internus**, the levator palati. **s. medius**, the azygos uvulæ muscle See under *muscle*

staphylion (*staf-il'-e-on*) [σταφυλή, uvula]. The middle point of the posterior nasal spine

staphylitis (*staf-il-i'-tis*) [*staphyle*; ιτις, inflammation]. Inflammation of the uvula.

staphylo- (*staf-il-o-*) [σταφυλή, uvula]. A prefix denoting pertaining to the uvula.

staphyloangina (*staf-il-o-an'-jin-ah*). Walsh's term of pseudomembranous inflammations of the throat due to infection by staphylococci.

staphylococcal (*staf-il-o-kok'-al*). Pertaining to, or caused by, staphylococci.

staphylococcemia, staphylococcæmia (*staf-il-o-kok-se'-me-ah*) [*staphylococcus*; αἷμα, blood]. A morbid condition due to the presence of staphylococci in the blood.

staphylococcia (*staf-il-o-kok'-se-ah*). General infection with staphylococci

staphylococcic (*staf-il-o-kok'-ik*). Pertaining to, or caused by staphylococci.

Staphylococcus (*staf-il-o-kok'-us*) [σταφυλή, grape; κόκκος, berry]. A micrococcus; a genus of *Schizomycetes* in which the cocci are irregularly clustered like a bunch of grapes. See *Micrococci, table of*.

staphylocosis (*staf-il-o-ko'-sis*). Infection by staphylococci.

staphylodermatitis (*staf-il-o-der-mat-i'-tis*). Dermatitis due to staphylococci.

staphylodialysis (*staf-il-o-di-al'-is-is*) [*staphylo-*; διάλυσις, relaxation]. Relaxation of the uvula.

staphylohemia, staphylohæmia (*staf-il-o-he'-me-ah*). See *staphylococcemia*.

staphylolysin (*staf-il-ol'-is-in*) [*staphylococcus*; λύειν, to loosen]. Neisser and Wechsberg's name for a hemolysin produced by *Staphylococcus aureus* and *S. albus*.

staphyloma (*staf-il-o'-mah*) [σταφύλωμα, a defect in the eye]. A bulging of the cornea or sclera of the eye. **s. æquatoriale, s. æquatoris, s., equatorial,** staphyloma of the sclera in the equatorial region. **s., annular,** one surrounded on all sides by atrophic choroid. **s., anterior.** See *keratoglobus*. **s., ciliary,** one in the region of the ciliary body. **s. corneæ,** a bulging of the cornea due to a thinning of the membrane with or without previous ulceration **s., intercalary,** one developing in that region of the sclera which is united with the periphery of the iris. **s., posterior, s. posticum,** a backward bulging of the sclerotic coat at the posterior pole of the eye. **s., Scarpa's,** posterior staphyloma; staphyloma of the posterior segment of the sclera. **s. uveale,** thickening of the iris. Syn., *iridoncosis*.

staphylomatic, staphylomatous (*staf-il-o-mat'-ik, staf-il-o'-mat-us*). Pertaining to, of the nature of, or affected with, staphyloma.

staphylomycosis (*staf-il-o-mi-ko'-sis*) [*staphylococcus, mycosis*]. A morbid condition due to staphylococci.

staphyloncus (*staf-il-ong'-kus*) [σταφυλή, uvula; ὄγκος, tumor]. Swelling of the uvula.

staphylo-opsonic index (*staf-il-o-op-son'-ik*). The opsonic index in relation to a staphylococcus infection.

staphylopharyngeus (*staf-il-o-far-in'-je-us*). The pharyngopalatinus muscle.

staphylopharyngorrhaphy (*staf-il-o-far-in-gor'-af-e*) [*staphylo-, pharynx*; ῥαφή, a suture]. See *Passavant's operation*

staphyloplasmin (*staf-il-o-plaz'-min*) [*staphylococcus; plasmin*] Staphylococcus toxin.

staphyloplasty (*staf'-il-o-plas-te*) [*staphylo-*; πλάσσειν, to mold]. A plastic operation on the soft palate or uvula

staphyloptosis (*staf-il-op-to'-sis*) [*staphylo-*; πτῶσις, falling]. Abnormal elongation of the uvula.

staphylorrhaphy (*staf-il-or'-a-fe*) [*staphylo-*; ῥαφή, suture]. Suture of a cleft soft palate.

staphylostreptococcia (*staf-il-o-strep-to-kok'-se-ah*). Infection by both staphylococci and streptococci.

staphylotome (*staf'-il-o-tōm*) [*staphylo-*; τομή, a cutting]. A cutting instrument used in staphylotomy.

staphylotomy (*staf'-il-ot-o-me*) [*staphylo-*; τομή, a cutting]. 1. The operation of incising or removing the uvula 2. The operation of incising a staphyloma.

staphylotoxin (*staf-il-o-toks'-in*). See *staphylolysin*.

staphylygroma (*staf-il-ig-ro'-mah*) [σταφυλή, the uvula; ὑγρός, wet]. Synonym of *staphyledema*.

staphysina (*staf-is-i'-nah*) [σταφίς, a dried grape]. A product obtained by Thompson from the seeds of *Delphinium staphisagria*.

star [ME., *starre*]. In biology applied to various radiate structures, granules, cells, groups of cells, or organisms. **s.-anise.** See *illicium*. **s.-cells,** endothelial cells of vessels, first described by Kupffer, and regarded as nervous elements on account of their shape and thin, elongated processes, but afterward shown to belong to the endothelial tissues; they have the power of inclosing various granules. Syn., *Kupffer's cells*. **s., daughter-.** See *diaster*. **s.-grass.** See *aletris*. **s.s of Verheyn,** the star-shaped figures formed by the stellate veins of the **kidney,** beneath the capsule. **s. operation,** for *trans-*

versely lacerated perineum, after denudation of a transverse strip, a median triangular or bilateral figure is denuded across the transverse strip **s.s., Winslow's,** capillary whorls which form the beginning of the vorticose veins of the choroid Syn, *Stellæ vasculosæ winslowii*

starblind [AS, *stærblind*] Half blind, blinking

starch [AS, *stearc* stiff] A carbohydrate $(C_6H_{10}O_5)_n$, widely distributed in the vegetable kingdom, occurring in peculiar concentrically marked granules or grains When heated with water, the granules swell up, burst, partially dissolve, and form starch paste The soluble portion is called granulose, the insoluble is cellulose Iodine produces a characteristic blue coloration with starch The most important varieties of starch are potato-starch, leguminous starch, wheat-starch (*amylum*, U S P, B P), sago-starch, rice-starch **s., animal.** 1 See *glycogen* 2 See *bodies, amylaceous* **s, corn-** See *corn-starch* **s -enema,** an enema consisting of starch-water **s., glycerite of.** See *amyli, glyceritum*, under *amylum* **s, iodized,** iodide of starch, a dark powder containing 2 % of iodine, a disinfectant and internal and external antiseptic Dose 3–10 gr (0 2–0 66 Gm) **s, soluble,** a white powder obtained by heating starch and glycerol and adding strong alcohol during the cooling, used as an emulsifier Syn, *amylodextrin* **s.-water,** wheat-starch and water, used chiefly as an emollient enema

Starck's position (*stark*) The patient is placed on his right side with the head thrown back (used in esophagoscopy)

starter (*start' er*) [ME, *starten* to start] A pure culture of bacteria employed to start some particular fermentation, as in the ripening of cream

Startin's bandage (*star' tin*) A bandage impregnated with a mixture of paraffin and stearin

Startin's mixture (*star'-tin*) Magnesium sulphate 4 drams, dried iron sulphate 1 dram, dilute sulphuric acid 3 drams, syrup of ginger 6 drams, water to 3 ounces, dose 1 dram in water

starvation (*star-va'-shun*) [AS, *steorfan*, to die] Deprivation of food, the state produced by deprivation of food **s treatment,** *in diabetes* certain days of fasting followed by limited diet with very little carbohydrate

stasibasiphobia (*sta-se-ba-se fo' be ah*) [στασις standing, βάσις a step, walk φόβος fear] A peculiar fear in consequence of which the act of walking or of standing becomes impossible

Stas's process (*stahs*) See *Stas Otto method*

stasimetry (*stas-im' et re*) [*stasis, μετρον* a measure] Bitot's term for the estimation of the consistence of soft organic bodies

stasimorphy (*stas'-e-mor fe*) [*stasis μορφη* form] Deviation from the normal from arrest of development

stasiphobia (*stas-i-fo'-be-ah*) [*stasis, φόβος*, fear] Fear of standing upright

stasis (*sta'-sis*) [στάσις, from ἱστάναι, to stand] A standstill of the current of any of the fluids of the body, especially of the blood **s., diffusion,** stasis in which there occurs diffusion of serum or lymph **s., intestinal,** an undue delay in the passage of fecal material along the intestines **s., venous,** stasis due to venous congestion

Stas-Otto method (*stahs'-ot'-o*) [Jean Servais *Stas*, Belgian chemist, 1813–1891] A method of extracting the putrefactive alkaloids from tissues. It depends upon the fact that the salts of the alkaloids are soluble in water and in alcohol, and generally insoluble in ether, and may be removed from alkaline fluids by agitation with ether The method is applied as follows 'Treat the mass with twice its weight of pure 90% alcohol, and from 10 to 30 gr of tartaric or oxalic acid, digest the whole for some time at about 70° C and filter Evaporate the filtrate at a temperature not exceeding 35° C, either in a strong current of air or in vacuo over sulphuric acid Take up the residue with absolute alcohol, filter, and evaporate again at a low temperature Dissolve the residue in water, alkalinize with sodium bicarbonate, and agitate with ether After separation remove the ether and allow it to evaporate spontaneously The residue may be further purified by redissolving in water and again extracting with ether The method has been modified in some of its details, especially by Selmi and Marino Zuco

state (*stāt*) [*status, stare*, to stand] A condition **s. medicine,** that department of medical study that concerns public health, and is in part occupied with the statistics of disease

statement (*stāt'-ment*) [*stare*, to stand] A declaration **s, ante-mortem,** a declaration made immediately before death and which if made with the consciousness of impending death is legally held as binding as a statement sworn to.

static (*stat'-ik*) [στατικός, causing to stand] At rest In equilibrium **s ataxia.** See *ataxia.* **s. breeze,** a method of administration of static electricity, consisting in the withdrawal of a static charge from a patient by means of a pointed electrode. **s. electricity.** See *electricity* **s pelvis,** the bony pelvis **s shock,** a mode of applying Franklinic electricity, placing the patient on an insulated stool, and applying one pole of a static machine to this platform, while the other pole is applied to the body of the patient by the operator **s. test,** this consists in ascertaining the *absolute* weight of the lungs and comparing this weight with the average lung-weights of still born children, and of children who have died soon after birth Foderé fixes the weight of the lungs of still born children born at term at 480 gr, and 960 gr as the weight of the lungs soon after breathing has been established This test is of but slight value **s. theory** (*of Goltz*) every position of the head causes the endolymph of the semicircular canals to exert the greatest pressure upon some part of the canals, thus in varying degree exciting the nerve terminations of the ampullæ

Statice (*stat'-is-e*) [στατική, an astringent herb] A genus of plants of the order *Plumbagineæ* *S antarctica* and *S brasiliensis*, baycuru or guaycura, South American species, are used to produce uterine contractions *S gmelini*, a species indigenous to southern Russia, is used as a gargle and in diarrhea *S limonium* grows upon the coasts of Europe and North America, the entire plant is used as an astringent

statics (*stat'-iks*) [see *static*] The science relating to forces in a condition of equilibrium

statim (*stat-im*) [L] Immediately, at once

station (*sta'-shun*) [*statio*, from *stare*, to stand] 1 Standing position or attitude 2 In obstetrics, the location of the head or presenting part, *e g*, it may be the outlet of the pelvis, or above the inlet **s.-test,** the patient is made to stand with his eyes shut and feet together, an unusual swaying of the body denotes ataxia

stationary (*sta'-shun-a-re*) [see *station*]. Standing still; not moving **s. air,** the amount of air which is constantly in the lungs during normal respiration.

statistics (*sta-tis'-tiks*) [*status*, a state]. A numerical collection of facts relating to any subject. **s., medical,** that part of medicine pertaining to details of mortality, climate, and the geographical distribution of diseases. **s., vital.** Same as *s., medical*

statocyst (*stat'-o-sist*) [στατός, standing; κύστις, cyst]. One of the vestibular sacs of the labyrinth which is supposed to act as the nervous mechanism on which static equilibrium depends.

statometer (*stat-om'-et-er*) [στατός, standing; μέτρον, a measure]. An instrument for measuring the degree of exophthalmos.

stature (*stat'-ūr*) [*statura*, stature]. The height of any animal when standing. In quadrupeds, it is measured at a point over the shoulders In man, it is the measured distance from the heel to the top of the head.

status (*sta'-tus*) [L]. A state. **s. arthriticus,** the nervous manifestations preceding an attack of gout **s. catarrhalis,** a condition characterized by a succession of catarrhs or chronic catarrhal processes. **s. cribrosus,** a scarcely macroscopic sieve-like condition of the brain or nerve-substance, due to absorption of minute vessels; observed in autopsies. Fr., *état criblé*. **s. epilepticus,** a condition in which epileptic attacks occur in rapid succession, the patient not regaining consciousness during the interval. **s. gastricus,** gastritis **s. hypoplasticus.** See **s. lymphaticus. s. lymphaticus,** a condition in which all the lymphatic tissues, the thymus, the spleen, and the bone marrow are hyperplastic; sudden death is liable to occur especially in surgical anesthesia Syn , *lymphatism; lymphotoxemia; status thymicus* **s. parathyreoprivus,** a pathological state caused by complete loss of parathyroid tissue. **s. præsens,** the state of a patient at the time of examination. **s. raptus,** ecstasy. **s. thymicolymphaticus, s. thymicus.** See *s lymphaticus*. **s. typhosus.** See *typhoid state* **s. verminosus.** See *helminthiasis*. **s. vertiginosus,** persistent vertigo

statuvolence (*sta-tū-vo'-lens*) [*status*, state, *volens*, willing]. Autohypnotism; voluntary somnambulism or clairvoyance; a trance into which one voluntarily enters without aid from another.

statuvolent (*sta-tū-vo'-lent*). Pertaining to, or characterized by, statuvolence.

staurion (*staw'-re-on*) [σταυρός, cross]. The craniometric point where the transverse palatine suture crosses the median suture.

stauroplegia (*staw-ro-ple'-je-ah*) [σταυρός, crossed; πληγή, a stroke] Crossed hemiplegia.

stave of the thumb. See *Bennett's fracture.*

stavesacre (*stāvz-a'-ker*). See *staphisagria.*

staxis (*staks'-is*). See *stillicidium.*

stay knot. See *knot.*

steam (*stēm*). The vapor of water; water in a gaseous state. **s.-atomizer.** See *atomizer.* **s.-doctor,** an old name for a Thompsonian physician, from the extensive use of steaming and sweating made by that school. **s.-tug murmur,** the double murmur of aortic obstruction and insufficiency It may be expressed by the word *hoo-chee, hoo* representing the obstructive murmur, and *chee* the regurgitant murmur.

steapsin (*ste-ap'-sin*) [στέαρ, fat]. A ferment of the pancreatic juice which causes fats to combine with an additional molecule of water and then split into glycerin and their corresponding acids; lipase.

stear (*ste'-ar*) [στέαρ, fat]. See *adeps.*

stearate (*ste'-ar-āt*) [*stearin*]. A salt of stearic acid Glycerol stearate is called stearin (*q. v.*).

stearerin (*ste-ar'-er-in*) [στέαρ, fat]. A fatty substance found in the oil of sheeps' wool and which is analogous to stearin.

stearic acid (*ste-ar'-ik*). See *acid, stearic,* and *stearin.*

steariform (*ste-ar'-if-orm*) [στέαρ, fat; *forma*, form]. Having the appearance of or resembling fat.

stearin (*ste'-ar-in*) [στέαρ, fat], $C_3H_5O_3(C_{18}H_{35}O_2)_3$. 1. A compound of stearic acid and glyceryl occurring in the harder animal fats, especially in tallow It crystallizes in white, pearly scales. 2. Stearic acid.

stearoconotum (*ste-ar-ok-on-o'-tum*) [στέαρ, fat; κόνις, dust]. An insoluble but fusible solid yellowish fat occurring in brain tissue; it contains sulphur and phosphorus.

stearodermia (*ste-ar-o-der'-me-ah*) [στέαρ, fat; δέρμα, the skin]. An affection of the sebaceous glands of the skin

stearodine (*ste-ar'-o-din*). Trade name of a preparation of calcium iodostearate; used in prophylaxis of goiter.

stearol (*ste'-ar-ol*) [στέαρ, fat]. A medicament having fat as an excipient.

stearone (*ste'-ar-ōn*) [στέαρ, fat], $C_{35}H_{70}O$. A volatile liquid obtained by partial decomposition of stearic acid.

stearoptene (*ste-ar-op'-tēn*) [στέαρ, fat; πτηνός, winged; volatile]. The crystalline substance occurring naturally in solution in a volatile oil.

stearosan (*ste'-ar-o-san*). Trade name for santalyl stearate, used as a substitute for oil of santal in genitourinary affections of a catarrhal type.

stearrhea, stearrhœa (*ste-ar-e'-ah*) [στέαρ, fat; ῥοία, a flow]. See *seborrhea.* **s. congestiva.** Synonym of *seborrhœa congestiva.* **s. flavescens,** a seborrhea in which the sebaceous matter turns yellow after being deposited upon the skin. **s. nigricans.** See *chromidrosis.* **s. simplex,** ordinary seborrhea.

stearyl (*ste'-ar-il*) [στέαρ, fat; ὕλη, matter], $C_{18}H_{35}O$. The radical of stearic acid.

steatin (*ste'-at-in*) [στεάτινον, pertaining to suet]. 1. Same as *stearin.* 2. Any cerate containing a considerable proportion of tallow.

steatinum (*ste-at-i'-num*) [στεάτινον, pertaining to suet] A name given to certain pharmaceutical preparations similar to cerates.

steatite (*ste'-at-īt*). See *talc.*

steatitis (*ste-at-i'-tis*) [στέαρ, fat]. Inflammation of the fatty tissues.

steato- (*ste-at-o-*) [στέαρ, fat]. A prefix for fatty.

steatocele (*ste'-at-o-sēl*) [*steato-*; κήλη, tumor]. A fatty swelling in the scrotum.

steatocryptosis (*ste-at-o-krip-to'-sis*) [*steato-*; κρύπτη, a crypt, or sac] Abnormality of function of the sebaceous glands.

steatodes (*ste-at-o'-dēz*) [στέαρ, fat; εἶδος, resemblance]. Fatty.

steatogenous (*ste-at-oj'-en-us*) [*steato-*; γενής, produced]. Producing steatosis.

steatolysis (*ste-at-ol'-is-is*) [*steato-*; λύσις, solution]. The emulsifying process by which fats are prepared for absorption and assimilation.

steatolytic (*ste-at-o-lit'-ik*). Relating to steatolysis.

steatoma (*ste-at-o'-mah*) [*steato-*; ὅμα, tumor]. 1. A sebaceous cyst. 2. A lipoma. **s., Mueller's,** a lipofibroma.

steatopathic (*ste-at-o-path'-ik*) [*steato-*; *πάθος*, disease]. Pertaining to diseases of the sebaceous glands

steatopygia (*ste-at-o-pi'-je-ah*) [*steato-*; *πυγή*, buttock]. Enormous fatness of the buttock, common among the women of some African tribes.

steatopygous (*ste-at-op'-ig-us*) [see *steatopygia*]. Characterized by excessive development of the buttocks.

steatorrhea, steatorrhœa (*ste-at-or-e'-ah*) [*steato-*; *ῥοία*, flow]. 1. An increased flow of the secretion of the sebaceous follicles; see *seborrhea* 2. Fatty stools. **s. amianthaca,** a form of seborrhea in which the excess of solid constituents gives the appearance of scaliness of the skin; see, also, *seborrhea.* **s. nigricans.** Same as *seborrhœa nigricans.* **s. simplex,** excess of sebaceous excretion of the face.

steatosis (*ste-at-o'-sis*). 1. Fatty degeneration. 2. An abnormal accumulation of fat. **s. cordis,** fatty heart.

steatozoon (*ste-at-o-zo'-on*) [*steato-*; *ζῷον*, an animal]. The parasite, *Demodex folliculorum,* contained in comedones.

stechiology, stœchiology, stoicheiology (*stek-e-ol'-o-je*) [*στοιχεῖον*, a first principle; *λόγος*, science]. The doctrine of elements and of elementary principles.

stechiometry, stœchiometry, stoichiometry (*stek-e-om'-et-re, stoi-ke-om'-et-re*) [*στοιχεῖον*, a first principle; *μέτρον*, a measure] 1 The mathematical side of chemistry. 2. The estimation of the proportions in which elements combine to form compounds

steel (*stēl*). Iron chemically combined with a certain proportion of carbon. It holds an intermediate position between white cast iron and wrought iron, partaking of the most valuable qualities of both Steel of good quality is fine-grained, elastic, and tough; see, also, *ferrum.* **s. drops,** tincture of chloride of iron. **s.-grinders' phthisis.** See *pneumonokoniosis.* **s. mixture,** *mistura ferri composita.* **s.-pen palsy.** See *writers' cramp.* **s. tincture.** See *ferric chloride, tincture of* **s. wine.** Synonym of *vinum ferri*

Steele's sign (*stēl*). Exaggerated pulsation over the whole area of the cardiac region, it is noted in intrathoracic tumor

steep. 1 A name for rennet. 2 To stand in water for making an infusion.

steeple-skull. Oxycephaly.

stege (*ste'-je*) [*στέγος*, roof]. The inner layer of the rods of Corti.

stegmonth (*steg'-munth*) [*στέγειν*, to cover] The period (about a month) between childbirth and complete return to health; the puerperium.

stegnosis (*steg-no'-sis*) [*στέγνωσις*, a checking of a discharge; a soldering] Constipation, or costiveness; the checking of a discharge; the closing of a passage; stenosis.

stegnotic (*steg-not'-ik*). Effecting stegnosis. Astringent.

Stegomyia (*steg-o-mi'-e-ah*) [*στεγανός*, covered; *μυῖα*, a fly]. A genus of mosquitos or *Culicidæ,* represented in most tropical and subtropical countries. The adults are usually very vicious biters, both by day and night. According to the experiments of the American Commission on Yellow Fever *S. calopus* or *fasciata* is the agent which spreads the germs of this disease. **S. calopus, S. fasciata,** a very distinct and common species, easily distinguished by the thoracic ornamentation and by the last hind tarsal joint being white. It is one of the most troublesome and annoying of mosquitos; the bite is very irritating. It is the intermediate host of the germ of yellow fever and of the hematozoon *Filaria Bancrofti,* which also occurs in *Culex fatigans,* and in *Anopheles.* Syn., *Brindled* or *Tiger mosquito*

Stein's test (*stīn*) [Stanislav Alexander Fedorovich von *Stein,* Russian otologist, 1855–]. In diseases of the labyrinth, the patient (with his eyes closed) is unable to stand or to hop on one foot.

Steinach's operation (*stī'-nahk*) [Eugen *Steinach,* Austrian physiologist, 1861–] Ligation or subcutaneous division of the vas deferens for the purpose of causing increased growth of the interstitial cells of the testicle It is claimed that this will rejuvenate the old

Steiner's tumors (*stī'-ner*). Jeanselme s nodules, *q. v.*

stella (*stel'-ah*) [L., "star"]. A star-shaped bandage, stellate bandage **stellæ vasculosæ Winslowii.** See *Winslow's stars*

stellate (*stel'-āt*) [*stella,* a star] Star-shaped, or with parts radiating from a center. **s. bandage,** one that is wound crosswise on the back. **s. cells,** small polyaxonic nerve-cells in the molecular layer of the cortex cerebri. **s. fracture,** a fracture in which there are numerous fissures radiating from the central point of injury. It usually occurs in flat bones. **s. hair,** a hair which divides at the end in a star-shaped fashion **s. laceration,** one involving the tissues in several directions, as a stellate laceration of the cervix uteri. **s. ligament,** the anterior costovertebral ligament. **s. veins,** minute venous radicles arranged in stellate fashion and located just beneath the capsule of the kidney

stellula (*stel'-ū-lah*) [dim of *stella,* a star]. In anatomy, a plexus of veins in the cortex of the kidney. **stellulæ Verheynii,** a stellate network of veins in the outer part of the cortex of the kidney **s. Winslowii.** See *Winslow's stars*

Stellwag's sign (*stel'-vahg*) [Carl *Stellwag* von Carion, Austrian ophthalmologist, 1823–1904]. Absence or diminution in frequency of the winking movements of the eyelids and abnormal width of the palpebral aperture; it is seen in exophthalmic goiter.

stem. The pedicle of a tumor; the shaft of a hair; the supporting stalk of a leaf or plant. **s., brain,** the brain, less the fissured portion of the cerebrum. **s.-eelworm.** See *s. sickness.* **s., gland,** a gland-duct **s. of hair.** Synonym of *hair-shaft* **s.-pessary,** a pessary having a stem or rod which enters the os uteri. **s.-sickness,** a parasitic disease of clover, due to the presence of the stem-eelworm. (*Tylenchus devastatrix.*)

stenagma (*sten-ag'-mah*) [*στενάζειν*, to sigh]. Synonym of *sigh.*

stenagmus (*sten-ag'-mus*) [*στενάζειν*, to sigh]. Sighing.

stench [ME., *stench,* a smell] An ill smell; an offensive odor. **s.-pipe,** an upright pipe that reaches above the roof of a house; it is intended to give vent to foul vapors that accumulate in waste-pipes, and water-closets. **s.-trap,** in sewerage and plumbing, a device for preventing a reflux of foul vapors and gases

Stender dish (*sten'-der*) [Wilhelm P. *Stender,* German manufacturer of scientific apparatus]. A vessel used in staining sections of tissues.

stenion (*sten'-e-on*) [στενός, narrow]. A craniometric point at the extremity of the smallest transverse diameter in the temporal fossa.

Steno's duct. See *Stensen's duct.*

steno- (*sten-o-*) [στενός, narrow]. A prefix meaning narrow or constricted.

stenobregmate (*sten-o-breg'-māt*) [*steno-*; βρέγμα, the bregma]. The condition in which the upper and fore-part of the head is narrow.

stenocardia (*sten-o-kar'-de-ah*) [*steno-*; καρδία, heart]. Angina pectoris.

stenocephalous (*sten-o-sef'-al-us*) [*steno-*; κεφαλή, head]. Having a head narrow in one or more of its diameters.

stenocephaly (*sten-o-sef'-al-e*) [see *stenocephalous*]. Narrowing of the head in one or more of its diameters.

stenochasmus (*sten-o-kaz'-mus*) [*steno-*; χάσμα, a chasm]. Lissauer's term applied to a skull in which a line drawn from the point upon the rostrum of the sphenoid where it is included between the alæ vomeris, to the center of the posterior nasal spine and to the basion, intersects with an angle of 74° to 94°

stenochoria (*sten-o-ko'-re-ah*) [*steno-*; χῶρος, space] Narrowing, stenosis; partial obstruction, particularly of the lacrymal duct. **s. saccilacrimalis,** stenosis of the lacrymo-nasal duct.

stenocompressor (*ste-no-kom-pres'-or*) [*Steno's duct, compressor*]. An instrument used to compress Stenson's ducts during dental operations.

stenocoriasis (*sten-o-ko-ri'-as-is*) [*steno-*, κόρη, pupil]. Narrowing of the pupil.

stenocrotaphia, or **stenocrotaphy** (*sten-ok-ro-ta'-fe-ah*, or *sten-o-kro'-ta-fe*) [*steno-*; κρόταφος, the temple] A narrowing of the temporal region of the skull

stenodont (*sten'-o-dont*) [*steno-*; ὀδόυς, tooth]. Provided with narrow teeth

stenomycteria (*sten-o-mik-te'-re-ah*) [*steno-*; μύκτηρ, the nose]. Nasal stenosis

Stenon's duct. See *Stensen's duct.*

Stenonian, Stenonine (*sten-o'-ne-an, sten'-o-nēn*). Named for Nicholas Stenson (latinized Stenonianus), a Danish anatomist, 1638–1686.

stenopeic (*sten-o-pe'-ik*) [*steno-*; ὀπή, an opening]. Pertaining to or having a narrow slit; applied to lenses that allow the passage of rays only through a narrow slit

stenosal (*sten'-o-sal*). Pertaining to stenosis.

stenosed (*sten-ōzd'*). Constricted, narrowed.

stenosin (*sten'-o-sin*), $AsCH_3O_3Na_2{\cdot}2H_2O$, disodic methylarsenate, discovered by Baeyer, said to be a nontoxic arsenical salt. Dose 1 cg. 1 to 5 times daily

stenosis (*sten-o'-sis*) [στενός, narrow]. Constriction or narrowing, especially of a channel or aperture. **s., aortic,** a narrowing of the aortic orifice at the base of the heart or a narrowing of the aorta itself. **s., cardiac,** as a consequence of inflammation of the connective tissue in the myocardium, the conus arteriosus upon either side of the heart may become diminished in diameter, with consequent hindrance to the free passage of blood from the ventricle into its corresponding artery. This constitutes what is called stenosis of the heart The second sound is fully formed and sharply defined, thus distinguishing the condition from valvular stenosis. **s., cicatricial,** stenosis due to a contracted cicatrix. **s., granulation,** narrowing caused by encroachment of contraction of granulations. **s., mitral,** stenosis of left auriculoventricular orifice. **s., post-tracheotomy,** stenosis after tracheotomy. **s., Dittrich's,** stenosis of the conus arteriosus.

stenostegnosis, stenostenosis (*sten-o-steg-no'-sis, sten-o-sten-o'-sis*) [*stenononsianus,* or *Stensen; στενωσις,* constriction]. Stenosis of Stensen's duct.

stenostomatous (*sten-o-sto'-mat-us*) [*steno-*; στόμα, mouth]. Having a small mouth.

stenostomia (*sten-o-sto'-me-ah*) [*steno-*; στόμα, mouth]. A narrowing or closure of the mouth.

stenostomy (*sten-os'-to-me*) [*steno-*; στόμα, a mouth]. Contraction of any mouth or aperture.

stenothermal (*sten-o-ther'-mal*) [*steno-*; narrow; θέρμος, heat]. Capable of sustaining a small range of temperature.

stenothorax (*sten-o-tho'-raks*) [*steno-*; *thorax*]. Having a straight, short thorax.

stenotic (*sten-ot'-ik*) [*stenosis*]. Characterized by stenosis; produced by stenosis

Stensen's (Steno's) duct [see *Stenonian*]. The duct of the parotid gland. **S.'s experiment,** temporary ligation of the aorta of the rabbit immediately below the point at which the renal arteries are given off, for the purpose of cutting off the blood-supply of the lower portion of the spinal cord. **S.'s foramina,** the incisive foramina which transmit the anterior branches of the descending palatine vessels. **S.'s plexus,** the venous plexus surrounding Stensen's duct. **S.'s veins,** the venæ vorticosæ of the choroid.

stent [Dr *Stent,* dental surgeon]. 1. A compound used for immobilizing some forms of skin graft. 2. A mould made from 1. and used for the same purpose

Stent's mass. Plastic material for taking an impression of the mouth; used by dentists when about to make a dental plate.

stentorin (*sten'-to-rin*). A blue pigment obtained from infusorians of the genus *Stentor.*

stentorophonous (*sten-tor-of'-on-us*) [Στέντωρ, a loud-voiced Greek in the Trojan war, φωνή, sound] Having a loud voice.

stephanial, stephanic (*stef-an'-e-al, stef'-an-ik*) [στεφανος, a wreath]. Relating to stephanion.

stephanion (*stef-an'-e-on*) [στέφανος, a wreath; crown]. The point of intersection of the temporal ridge and coronal suture. See under *craniometric point.*

Stephenson's wave (*ste'-ven-son*) [William *Stephenson,* Scotch obstetrician, 1837–1908]. Pelvic congestion increasing just before menstruation, remaining constant during menstruation, and diminishing after menstruation.

steppage-gait (*step'-āj-gāt*). The peculiar high-stepping gait seen in tabes dorsalis and certain forms of multiple neuritis.

stercobilin (*ster-ko-bi'-lin*) [*stercus,* dung; *bilis,* bile]. A brown coloring-matter found in feces, and identical with hydrobilirubin.

stercolith (*ster'-ko-lith*) [*stercus;* λίθος, stone]. A fecal concretion sometimes found in the vermiform appendix.

stercoraceous (*ster-ko-ra'-shus*) [*stercus*]. Fecal; having the nature of feces; containing feces as, *stercoraceous* vomiting.

stercoral (*ster'-ko-ral*). See *stercoraceous.*

stercorary (*ster'-ko-ra-re*) [*stercus*]. Fecal.

stercoremia, stercoræmia (*ster-ko-re'-me-ah*) [*stercus; αἷμα,* blood]. A condition of the blood resulting from arrest of intestinal excretion and the absorption of toxic matters from the feces.

stercorin (*ster'-ko-rin*) [*stercus*]. An extractive from the feces resembling cholesterin.

stercorous (*ster'-kor-us*). Stercoreal, stercoraceous.

Sterculia (*ster-kū'-le-ah*) [*stercus*, dung] A genus of some 85 species of tropical trees **S. urens** of India, and **S. tragacantha** of Africa afford some part of the gums known as tragacanth **S acuminata** produces the kola-nut, see *kola*

stercus (*ster'-kus*) [L , "dung"] Feces

stere (*stēr*) [*στερεός*, solid] A measure of 1000 liters, a kiloliter

stereo (*ste'-re-o*). Cubes for making bouillon

stereo- (*ster-e-o-*) [*στερεός*, solid] A prefix meaning solid or relating to solidity

stereoagnosis (*ster-e-o-ag no'-sis*) See *astereognosis*

stereoanesthesia (*ster-e-o-an-es-the'-ze-ah*) [*stereo-; anesthesia*] Inability to ascertain the form or shape of objects by feeling them

stereo-arthrolysis (*ster-e-o-ar-throl'-is-is*) Loosening stiff joints and producing new mobile joints in cases of ankylosis

stereochemic, stereochemical (*ster-e-o-kem'-ik, ster-e-o-kem'-ik-al*). Pertaining to stereochemistry

stereochemistry (*ster-e-o kem'-is tre*) [*στερεός*, solid, *chemistry*] Stereo isomerism, theoretical explanations of close isomerisms, by which it is assumed that the differences between the various isomers are due to the different positions of the same atoms or radicals in tri-dimensional representations of the molecules Ordinary structural formulæ involve only two dimensions length and breadth, but these are not sufficient to explain numerous cases of isomerism, so a "spatial" or "solid" conception of the molecule is necessary Also called alloisomerism

stereocyst (*ster'-e-o sist*) [*stereo* , *κύστις* cyst] A hard cyst, or cystic growth

stereognosis (*ster-e-og-no'-sis*) [*stereo* , *γνωσις* knowledge] The faculty of recognizing the nature and use of objects by contact and handling them Cf *astereognosis*

stereognostic (*ster-e-og-nos'-tik*) [see *stereognosis*] 1 Pertaining to the cognition of solidity. 2 Recognizing by sense of touch

stereogram (*ster'-e-o gram*) [*stereo-*, *γράμμα*, a writing] A stereoscopic picture

stereograph (*ster'-e-o-graf*) [*stereo-*, *γράφειν*, to write] 1 Of Broca, an instrument used to make outline drawings of parts of the cranium 2 Same as *stereogram*

stereography (*ster-e-og'-ra-fe*) [*stereo-*, *γράφειν*, to write] Graphic representation of the skull, a branch of craniometry

stereoisomeric (*ster-e-o-i-som-er'-ik*) Pertaining to stereoisomerism

stereoisomerism (*ster-e-o-i-som'-er-izm*) [*stereo* , *isomerism*] The condition in which two or more substances having the same molecular formulæ have different properties, these differences are due to the different relative positions of the atoms in the molecule

stereometer (*ster e-om'-et-er*) [*stereo-*, *μέτρον*, a measure] An apparatus for the determination of the specific gravity of liquids, porous substances, powders, etc , as well as solids

stereometry (*ster-e-om'-et-re*) [see *stereometer*] 1 The determination of the specific gravity of substances 2 The measurement of volume

stereomonoscope (*ster-e-o-mon'-o-skōp*) [*stereo-*, *μόνος*, single, *σκοπεῖν*, to view] An instrument with two lenses for producing a single picture giving the effect of solidity

stereoneura (*ster-e-o-nū'-rah*) [*stereo-*, *νεῦρον*, nerve] A term proposed by Wilder for the invertebrates whose nervous axis, when it exists, presents no cavity as in the vertebrates or celoneura

stereophantoscope (*ster-e-o-fan'-to-skōp*) A panorama stereoscope using rotating discs in place of pictures

stereophoroscope (*ster-e o for'-o-skōp*) [*stereo-*, *φέρειν*, to carry *σκοπεῖν*, to see] A stereoscopic zoetrope, an instrument for producing a series of images apparently in motion

stereoplasm (*ster'-e-o-plazm*) [*stereo-*, *πλάσσειν*, to mold] The solid part of the protoplasm of cells

stereopsis (*ster-e-op'-sis*) [*stereo-*; *ὄψις*, vision] Stereoscopic vision

stereoroentgenography (*ster-e-o-rent-gen-og'-ra-fe*). Stereoskiagraphy.

stereoscope (*ster'-e-o-skōp*) [*stereo-*, *σκοπεῖν*, to see] An instrument by which two similar pictures of the same object are made to overlap so that the images are seen as one, thereby giving the appearance of solidity and relief

stereoscopic (*ster-e-o-skop'-ik*) [*stereoscope*] Pertaining to stereoscopy **s. vision,** binocular vision See *stereoscope*

stereoscopy (*ster-e-os' ko-pe*) [*stereoscope*] The use of the stereoscope

stereoskiagraphy (*ster-e-o-ski-ag'-ra-fe*) [*stereo* , skiagraphy] The use of the stereoscope in the study of skiagrams

stereostroboscope (*ster-e-o-stro'-bo-skōp*) [*stereo* , *στρόβος*, a twisting, *σκοπεῖν*, to view] An apparatus for the experimental study of points moving in three dimensions

stereotics (*ster-e-ot'-iks*) Lesions or deformities affecting the harder portions of the body

stereotypy (*ster e-ot'-o-pe*) [*stereo-*, *τύπος*, a type] Morbid persistence of a volitional impulse when once started

steresol (*ster' e sol*) A liquid said to be an alcoholic solution of gum lac, benzoin, tolu balsam, phenol, oil of ginger and saccharin It is used in diphtheria and skin diseases

steriform (*ster'-e-form*) An almost tasteless and odorless powder consisting essentially of sugar of milk and 5 % of formaldehyde **s. chloride,** a mixture of formaldehyde, 5 parts, ammonium chloride 10 parts, pepsin, 20 parts, and milk-sugar, 65 parts **s. iodide,** formaldehyde, 5 parts, ammonium iodide, 10 parts, pepsin, 20 parts and milk-sugar, 65 parts

sterigma (*ster ig'-mah*) [*στήριγμα*, a prop support, pl , *sterigmata*] In biology, a stalk or support

sterile (*ster'-il*) [*sterilis*, barren] 1 Not fertile, not capable of reproducing 2 Free from germs

sterility (*ster-il'-it-e*) [*sterile*] The condition of being sterile, infertile, or incapable of reproducing **s., facultative,** sterility caused by the prevention of conception **s., idiopathic** See *azoopermia* **s , one-child,** sterility occurring in a woman after she has given birth to one child **s , relative,** sterility due to other causes than abnormality of the sexual organs **s , revocable,** see Gräfenburg s ring

sterilization (*ster-il i za'-shun*) [*sterile*] The act of rendering anything sterile, the destruction of microorganisms, particularly by means of heat **s. fractional, s., intermittent,** a method of sterilization in which an interval of time is allowed to elapse between the several heatings, giving an opportunity for any spores present to develop into adult microorganisms, in which form they readily succumb to heat

sterilized (*ster'-il-izd*) Rendered sterile

sterilizer (*ster'-il-izer*) [*sterile*] An apparatus for destroying the microorganisms attached to an object, especially by means of heat

sterisol (*ster'-is-ol*). A preparation containing sugar of milk, 2.98 parts; sodium chloride, 0.672 part; potassium phosphate, 0.322 part; formaldehyde, 0.520 part; water, 95.506 parts. Used as an antiseptic in infectious diseases.

Stern's position in heart examination [Heinrich *Stern*, American physician, 1868–1918]. The murmur is heard better in cases of tricuspid regurgitation if the patient is placed on his back with his neck extended and head lowered.

Stern's test, a form of Wassermann test in which a fresh active serum is used with the patient's complement, and the non-specific reactions are overcome by excess of the amboceptor unit.

sternad (*ster'-nad*) [*sternum*]. Toward the sternal aspect

sternal (*stern'nal*). Pertaining to the sternum.

sternalgia (*ster-nal'-je-ah*) [*sternum; ἄλγος*, pain]. Pain in the sternum.

sternalgic (*ster-nal'-jik*) [*sternum; ἄλγος*, pain]. Affected with sternalgia.

sternalis (*ster-na'-lis*) [*sternum*]. Connected with the sternum; sternal.

Sternberg's disease. The tuberculous form of pseudoleukemia. Chloroma.

sternebra (*ster'-ne-brah*) [*sternum; vertebra;* pl. *sternebræ*] Any one of the serial segments of the sternum.

sternebral (*ster'-ne-bral*) [*sternum; vertebra*]. Pertaining to or of the nature of a sternebra

sternen (*ster'-nen*) [*sternum*]. Belonging to the sternum in itself

sterniform (*ster'-nif-orm*) [*sternum; forma*, form]. Shaped like a sternum

sterno- (*ster-no-*) [*sternum*]. A prefix denoting connection with the sternum.

sternoabdominalis (*ster-no-ab-dom-in-a'-lis*). The triangularis sterni and the transversus abdominis considered as a single muscle.

sternochondroscapularis (*ster-no-kon-dro-skap-ū-la'-ris*) [*sterno-; χόνδρος*, cartilage; *scapula*]. An inconstant muscle arising from the sternum and the first costal cartilage and extending to the upper border of the scapula

sternoclavicular (*ster-no-kla-vik'-ū-lar*) [*sterno-; clavicle*]. Pertaining to the sternum and the clavicle.

sternocleidal (*ster-no-kli'-dal*). Same as *sternoclavicular*.

sternocleidomastoid (*ster-no-kli-do-mas'-toid*) [*sterno-; κλείς*, key; *mastoid*]. Pertaining to the sternum, the clavicle, and the mastoid process, as the *sternocleidomastoid* muscle. See under *muscle*.

sternocoracoid (*ster-no-kor'-ak-oid*). Relating to the sternum and the coracoid.

sternocostal (*ster-no-kos'-tal*) [*sterno-; costa*, a rib]. Pertaining to the sternum and the ribs.

sternodymia (*ster-no-dim'-e-ah*) [*sterno-; δύειν*, to enter]. A form of somatodymia in which the union is in the sternum.

sternodynia (*ster-no-din'-e-ah*) [*sterno-; ὀδύνη*, pain]. Sternalgia; pain in the sternum.

sternofacial (*ster-no-fa'-shal*) [*sterno-; facies*, face]. Pertaining to the sternum and the face.

sternoglossal (*ster-no-glos'-al*) [*sterno-; γλῶσσα*, tongue] Pertaining to the sternum and the tongue.

sternohyoid (*ster-no-hi'-oid*) [*sterno-; hyoid*]. Pertaining to the sternum and the hyoid bone, as the *sternohyoid* muscle. See under *muscle*.

sternoid (*ster'-noid*) [*sternum; εἶδος*, resemblance]. Resembling the sternum.

sternomastoid (*ster-no-mas'-toid*). Relating to the sternum and the mastoid process of the temporal bone.

sternomaxillary (*ster-no-maks-il'-ar-e*) [*sterno-; maxilla*, jaw]. Pertaining to the sternum and the mandible.

sterno-omphalodymia (*ster-no-om-fal-o-dim'-e-ah*) [*sterno-; ὀμφαλός*, a navel; *δύειν*, to enter]. A form of somatodymia in which the union is in both the sternal and umbilical regions.

sternopagia (*ster-no-pa'-je-ah*) [*sterno-; πάγος*, fixed]. The condition of a sternopagus.

sternopagus (*ster-nop'-ag-us*) [*sterno-; πάγος*, fastened]. Double monster united at the sternum.

sternopericardiac (*ster-no-per-e-kar'-de-ak*). Relating to the sternum and the pericardium.

sternoscapular (*ster-no-skap'-ū-lar*) [*sterno-; scapula*]. Pertaining to sternum and scapula.

sternothyroid (*ster-no-thi'-roid*) [*sterno-; thyroid*]. Pertaining to the sternum and the thyroid cartilage, as the *sternothyroid* muscle. See under *muscle*.

sternotomy (*ster-not'-o-me*) [*sterno-; τόμη*. a cutting]. Cutting through the sternum.

sternotracheal (*ster-no-tra'-ke-al*) [*sterno-; trachea*]. Pertaining to the sternum and the trachea.

sternotrypesis (*ster-no-tri-pe'-sis*) [*sterno-; τρύπησις*, a boring]. Perforation of the sternum.

sternovertebral (*ster-no-ver'-te-bral*). Pertaining to the sternum and the vertebræ **s. ribs**, the true ribs.

sternoxiphoid (*ster-no-zif'-oid*). Relating to or connecting the sternum and the xiphoid process.

sternum (*ster'-num*) [*στερνον*, breast-bone]. The flat, narrow bone in the median line in the front of the chest, composed of three portions—the manubrium, the gladiolus, and the ensiform or xiphoid appendix.

sternutament (*ster-nū'-tam-ent*) [*sternutamentum; sternutare*, to sneeze]. A substance causing sneezing

sternutatio (*ster-nū-ta'-she-o*) [L.]. Sneezing. **s. convulsiva**, paroxysmal sneezing, as in hay fever.

sternutation (*ster-nū-ta'-shun*) [*sternutatio*, a sneezing]. The act of sneezing.

sternutator (*ster'-nū-ta-tor*) [*sternutare*, to sneeze]. Sneezing gas, diphenylchlorarsine.

sternutatory (*ster-nu'-tat-o-re*) [see *sternutation*]. 1. Producing sneezing. 2. An agent that causes sneezing.

sterochemistry (*ste-ro-kem'-is-tre*). See *stereochemistry*.

sterol (*ster'-ol*). A class of compounds which are non-saponifiable, but are soluble in ether; they are derived from plants and animals; cholesterol is an example.

stertor (*ster'-tor*) [L., "a snoring"]. Sonorous breathing or snoring; the rasping, rattling sound produced when the larynx and the air-passages are obstructed by mucus.

stertorous (*ster'-to-rus*) [*stertor*]. Characterized by stertor, as *stertorous* breathing.

sterule (*ster'-ūl*). Trade name for a glass capsule containing a sterile solution.

stetharteritis (*steth-ar-ter-i'-tis*) [*στῆθος*, chest; *ἀρτήρια*, artery; *ιτις*, inflammation]. Inflammation of the arteries of the thorax.

stethemia, stethæmia (*steth-e'-me-ah*) [*στῆθος*, chest; *αἷμα*, blood]. An accumulation of blood in the pulmonary vessels.

stethendoscope (*steth-en'-do-skōp*) [*stetho-; ἔνδον*, within; *σκοπεῖν*, to view]. A variety of fluoroscope used for examining the chest.

stetho- (*steth-o-*) [*στῆθος*, chest]. A prefix denoting pertaining to the chest.

stethocatharsis (*steth-o-kath-ar'-sis*). Synonym of *expectoration*.

stethocele (*steth'-o-sēl*). See *pneumonocele*.

stethocelodyspnea (*steth-o-se-lo-disp'-ne-ah*) [*stetho-*; *κήλη*, hernia; *dyspnea*]. Dyspnea due to hernia of the lung.

stethochysis (*steth-ok'-is-is*). See *hydrothorax*.

stethocyrtograph. See *stethokyrtograph*

stethogoniometer (*steth-o-go-ne-om'-et-er*) [*stetho-*; *γωνία*, angle; *μέρον*, measure]. An instrument for measuring the curvature of the chest.

stethograph (*steth'-o-graf*) [*stetho-*; *γράφειν*, to write]. An instrument recording the respiratory movements of the chest.

stethokyrtograph (*steth-o-kir'-to-graf*) [*stetho-*; *κύρτος*, curved; *γράφειν*, to write]. An apparatus designed for measuring and recording the dimensions of the chest.

stethomenia (*steth-o-me'-ne-ah*) [*stetho-*; *μήν*, month]. Vicarious menstruation by way of the bronchial tubes.

stethometer (*steth-om'-et-er*) [*stetho-*; *μέτρον*, a measure]. An instrument fo measuring the degree of expansion of the chest.

stethomyitis (*steth-o-mi-i'-tis*) [*stetho-*; *μῦς*, muscle; *ῑτις*, inflammation]. Inflammation of the muscles of the chest

stethonoscope (*steth-on'-o-skōp*) [*stetho-*; *σκοπεῖν*, to view]. An apparatus for use in auscultation which may be attached to a binaural stethoscope.

stethoparalysis (*steth-o-par-al'-is-is*). Paralysis of the muscles of the chest.

stethophone (*steth'-o-fōn*) [*stetho-*; *φωνή*, sound]. (1) Stethoscope. (2) An electrical stethoscope capable of transmitting heart murmurs and lung sounds to a large group of listeners

stethophonometer (*steth-o-fo-nom'-et-er*) [*stetho-*; *φωνή*, sound; *μέτρον*, a measure]. An instrument for measuring the phenomena elicited by auscultation.

stethophonometry (*steth-o-fo-nom'-et-re*) [see *stethophonometer*]. The determination of the intensity of the acoustic phenomena associated with the lungs and heart

stethopolyscope (*steth-o-pol'-is-kōp*) [*stetho-*; *πολύς*, many, *σκοπεῖν*, to view] A stethoscope having several tubes for the simultaneous use of several observers.

stethoscope (*steth'-o-skōp*) [*stetho-*; *σκοπεῖν*, to view]. An instrument for ascertaining the condition of the organs of circulation and respiration by the sounds made by these organs. It consists of a hollow tube, one end being placed over the locality to be examined, the other at the ear of the examiner. The *binaural* stethoscope consists of a Y-shaped tube, the flexible branches being applied each to an ear of the listener. **s., differential,** one determining the time rather than the quality of the sounds heard, so that murmurs at two localities may be compared.

stethoscopic (*steth-o-skop'-ik*). Pertaining to or detected by means of the stethoscope.

stethoscopy (*steth-os'-ko-pe*) [see *stethoscope*]. Examination with the aid of the stethoscope.

stethospasm (*stĕth'-o-spazm*) [*stetho-*; *spasm*]. Spasm of the pectoral muscles.

sthenia (*sthen'-e-ah*) [*σθένος*, strength]. Normal or excessive force or vigor (opposed to asthenia).

sthenic (*sthen'-ik*) [*σθένος*, strength]. Strong; active. **s. fever,** a form of fever marked by high temperature, quick and tense pulse, and highly colored urine.

sthenopyra (*sthen-o-pi'-rah*) [*σθένος*, strength; *πῦρ*, fever]. Sthenic fever.

stibenyl (*stib'-en-il*) [*stibine*; *-yl*]. A modification of acetyl paraamidophenyl stibiate of sodium, used in some forms of trypanosomiasis.

stibiacne (*stib-e-ak'-ne*) [*stibium*; *acne*]. Acne caused by the use of antimony.

stibial (*stib'-e-al*) [*stibium*]. Pertaining to stibium, or antimony.

stibialism (*stib'-e-al-izm*) [*stibium*]. Antimonial poisoning.

stibiated (*stib'-e-a-ted*) [*stibium*, antimony]. Containing antimony.

stibiation (*stib-e-a'-shun*). Excessive use of antimonials.

stibine (*stib'-ēn*). Antimony trihydride; antimoniureted hydrogen, SbH_3

stibium (*stib'-e-um*) Antimony.

stibogram (*stib'-o-gram*) [*στίβος*, a beaten path; *γράμμα*, a writing]. A record of footsteps.

stibonium (*stib-o'-ne-um*). The radical SbH_4; similar in constitution to ammonium, NH_4

stichochrome (*stik'-o-krōm*) [*στίχος*, a row; *χρῶμα*, color] Applied by Nissl to a somatochrome nerve-cell in which the chromophilic substance is arranged in striæ running in the same direction and usually parallel with the contour of the cell-body, partly also with the surface of the nucleus Cf. *arkyostichochrome*

Sticker's disease [G. *Sticker*, German physician, 1860–]. Erythema infectiosum

sticking plaster. Adhesive plaster.

sticta (*stik'-tah*). A lichen *sticta pulmonaria*, used in rheumatism and chronic coughs by homeopaths and eclectics.

stictacne (*stik-tak'-ne*) [*στίκτος*, punctated; *acne*]. Acne punctata; acne in which the pustules have a red, raised base, with a central black point.

Stifel's figure (*sti'-fel*). An apparatus used to determine the position and size of the blind spot in the eye.

stiff (*stif*). Inflexible, unyielding, immovable in continuity; applied especially to normally movable parts. **s. joint.** See *ankylosis*. **s. neck.** See *torticollis*.

stiff-neck fever. Epidemic cerebrospinal meningitis

stifle (*sti'-fl*) [ME., *stifle*, to choke]. 1. To choke; to kill by impeding respiration. 2. The *stifle-joint*, *q. v.* 3. Disease or other affection of the stifle-bone, *q. v.* **s.-bone,** the patella of the horse **s.-joint,** the knee-joint of the horse.

stigma (*stig'-mah*) [*στίγμα*, a point, pl., *stigmata*]. 1. A small spot or mark, especially a spot of hemorrhage in the palm or sole, occurring in hysterical persons 2. Any one of the marks or signs characteristic of a condition; generally used in the plural, as *hysterical stigmata*. 3. That part of a pistil which receives the pollen. **stigmata, bakers',** nodules on the backs of the fingers caused by kneading dough. **stigmata, Cohn's,** minute gaps in the interalveolar walls of the normal lung. **s., Giuffrida-Rugieri's, of degeneration,** the absence or incompleteness of the glenoid fossa. **s. of Graafian follicle,** the point where the blood-vessels of the walls are absent and where it finally ruptures. **stigmata, hereditary,** psychical stigmata resembling those of an ancestor and supposed to be inherited. **stigmata, hysterical,** the specific, peculiar phenomena or symptoms of hysteria as the anesthesia, hyperesthesia, hysterogenic zones, reversal of the color field, contraction of the visual field, the phenomena of transport

amblyopia, impairment of the sense of hearing, of taste, and of muscular sense, etc. **stigmata, Malpighi's,** the orifices of the capillary veins that join the branches of the splenic vein at right angles. **stigmata maydis,** zea mays. See under *zea*. **stigmata, neurasthenic.** See *stigmata, hysterical*. **stigmata nigra,** the black spots caused by the presence of grains of gunpowder in the skin. **stigmata ovariorum,** small cicatrixes seen in the ovaries after the escape of the ova. **stigmata, psychical,** certain mental states characterized by susceptibility to particular suggestions. **stigmata rubra,** petechiæ due to various causes. **stigmata, somatic,** the objective signs of certain nervous affections. **stigmata, venous,** varicose veins.

stigmal (*stig'-mal*) [στιγμα, stigma]. Pertaining to a stigma.

stigmata (*stig'-mat-ah*). Plural of *stigma, q. v.*

stigmatic (*stig-mat'-ik*) [*stigma*]. Pertaining to a stigma.

stigmatism (*stig'-mat-ism*) [στιγμα, point]. 1. A condition of the refractive media of the eye in which rays of light from a point are accurately brought to a focus on the retina Synonymous with emmetropia. See, also, *astigmatism*. 2 The condition of having stigmata.

stigmatization (*stig-mat-i-za'-shun*) [*stigma*]. The formation of stigmata.

stigmatodermia (*stig-mat-o-der'-me-ah*) [στιγμα, a prick; δέρμα, skin]. Disease of the prickle-cell layer of the skin.

stigmatose (*stig'-mat-ōs*) [στιγμα, stigma]. Marked with stigmata

stilet, stilette (*stil-et'*) [Fr., dim. of *stilus*, a point]. 1. A small, sharp-pointed instrument inclosed in a cannula. 2. A wire passed into a flexible catheter.

still-birth. The birth of a dead child.

still-born. Born lifeless.

Still-Chauffard symptom-complex (*stil'-sho-far'*) [see *Still's disease;* A. *Chauffard*, French physician]. The symptoms of Still's disease, *q. v.*, observed in pseudotuberculosis.

Still's disease [George Frederic *Still*, English physician, 1868–]. A form of polyarthritis with enlargement of spleen and lymph-glands; it occurs in infancy and childhood.

Stiller's sign [Berthold *Stiller*, Austrian physician, 1837–]. Marked mobility or fluctuation of the tenth rib in neurasthenia and enteroptosis.

stillicidium (*stil-is-id'-e-um*) [*stilla*, a drop; *cadere*, to fall down]. The flow of a liquid drop by drop. **s. lacrimarum,** overflow of tears from obstruction of the canaliculus or nasal duct; epiphora. **s. narium,** coryza. **s. urinæ,** dribbling of urine.

Stilling's bundle [Benedict *Stilling*, German anatomist, 1810–1879]. See *Krause's respiratory tract*. **S.'s canal.** 1. The central canal of the spinal cord 2. See *canal, hyaloid*. **S.'s cells, S.'s columns,** groups of multipolar cells near the gray commissure in the posterior cornua of the cervical and lumbar spinal cord. They correspond to Clarke's vesicular columns. **S.'s fibers,** the association fibers of the cerebellum. **S.'s fleece,** the meshwork of fibers formed around the dentate nucleus of the cerebellum. **S.'s gelatinous substance,** the gelatinous substance surrounding the central canal of the spinal cord. **S.'s nucleus.** 1. The nucleus ruber of the subthalamic region. 2. The nucleus of the hypoglossal nerve in the fourth ventricle. **S.'s raphe,** a narrow band connecting the pyramids of the oblongata. **S.'s sacral nucleus,** an island of ganglion-cells in the region of the spinal cord. **S.'s scissors of the brain,** the supposed resemblance to the outline of a pair of scissors seen in a horizontal section of the brain through the thalamus, nucleus ruber, and the nucleus dentatus cerebelli.

Stilling-Clarke's cells or **dorsal nucleus.** See *Clarke's column*.

Stillingia (*stil-in'-je-ah*) [Benjamin *Stillingfleet*, English botanist, 1702–1771]. A genus of plants of the order *Euphorbiaceæ*. The *stillingia* of the U. S. P. is the root of *S. sylvatica*, queen's root or queen's delight, and is used as an alterative in syphilis, scrofula, diseases of the skin, etc. **s., fluidextract of** (*fluidextractum stillingiæ*, U. S. P.). Dose ½–1 dr. (2–4 Cc.).

stillingin (*stil-in'-jin*) [Benjamin *Stillingfleet*, English botanist, 1702–1771]. A precipitate from a tincture of the root of *Stillingia sylvatica;* resolvent, stimulant, diuretic, antisyphilitic. Dose 1 to 3 gr.

stilus (*sti'-lus*) [*stilus*, a point]. 1. A more correct form of the word *stylus*, used as an anatomical term 2 A small tube or a bit of wire sometimes retained in the obstructed lacrymal duct, with a view to the restoration of its function. 3 An ointment or other medicament in the shape of a pencil or stick.

stimulant (*stim'-ū-lant*) [*stimulus*, a goad]. 1 Stimulating. 2. An agent that causes stimulation **s., cardiac,** one that increases the heart's action. **s., cerebral,** one that exalts the action of the cerebrum **s., cutaneous,** one that increases the activity of the skin, producing diaphoresis. **s., diffusible** or **diffusive,** one that has a prompt but transient effect. **s., hepatic,** one that excites the activity of the liver. **s., intestinal,** one that acts upon the intestinal tract. **s., local,** one acting directly on the end organs of the sensory nerves of the skin. **s., renal,** one producing diuresis. **s., spinal,** one exciting the spinal cord. **s., stomachic,** one giving tone to the stomach, aiding digestion, etc. **s., vasomotor,** one exciting the vasomotor apparatus

stimulate (*stim'-ū-lāt*) [see *stimulant*] To quicken; to stir up; to excite; to increase functional activity

stimulation (*stim-u-la'-shun*) [see *stimulant*]. 1 The act of stimulating. 2. The effect of a stimulant.

stimulator (*stim'-ū-la-tor*). A stimulating drug or agent.

stimulin (*stim'-ū-lin*). Metchnikoff's name for substances supposed to stimulate the phagocytes to destroy germs.

stimulus (*stim'-ū-lus*) [L.; pl., *stimuli*]. A goad; an impulse; anything capable of causing stimulation. **s., adequate.** See *s., homologous*. **s., chemical,** one due to or produced by chemical means. **s.-difference,** the difference in activity between two stimuli. **s., heterologous,** one acting upon the nervous elements of the sensory apparatus along their entire course. **s., homologous,** one acting only upon the end-organ. **s., maximal,** a stimulus, increase above which cannot be appreciated. **s., mechanical,** one acting by mechanical means, as pinching or striking. **s., minimal,** the smallest stimulus which can be appreciated. **s., subminimal,** one too weak to produce any obvious effect. **s., summation of.** See *summation*. **s., thermal,** the application of heat.

Stipa (*stī'-pah*) [*στύπη*, tow] A genus of grasses *S vaseyi*, sleepy grass, is a species found in New Mexico in the Sacramento Mountains, the ingestion of which causes in horses a stupor which endures for several days

stipate (*stī'-pat*) [*stipare*, to press together] Packed, crowded

stipatio (*stī pa'-she-o*) [L] An aggregation forming an obstruction **s. telæ cellulosæ infantum,** sclerema neonatorum

stipolac (*stip' o lak*) Trade preparation used in examining the gall bladder

stirp (*sturp*) [*stirps*, a stock, root, race] 1 The sum-total of hereditary organic units in the fertilized ovum 2 A race lineage, or family

stirpicultural (*stur-pik-ul'-tu-ral*) [*stirps*, a race *cultura*, culture] Pertaining to stirpiculture

stirpiculture (*stur-pik-ul'-tur*) [*stirps* stock, race, *cultura*, culture] The proposed improvement of man by attention to the laws of breeding

stirrup, stirrup-bone (*stir'-up*) The stapes

stitch. 1 A sudden, sharp lancinating pain 2 See *suture* (2) **s - abscess,** an abscess forming in a suture **s, Marcy's cobbler** See *suture, cobbler's* **s, sclerocorneal,** a peculiar stitch devised by Kalt to secure rapid union of the wound and to prevent prolapse of the iris after simple extraction of cataract Syn *Kalt-stitch* **s in the side,** intercostal neuralgia

stith, stithe (*stith, stīth*) The incus

stizolobin (*stī-zol'-ob-in*) A globulin found in the Chinese velvet bean

stock (*stok*) A quantity of solution, or other material, kept on hand for use as occasion requires **s vaccine,** a bacterial vaccine made from any of the species and not from one individual strain (as is the case with an *autogenous vaccine*)

stocking, elastic A stocking of elastic fibers for the compression of a limb affected with varicose veins and other diseases

stœchiology (*stek e ol'-o je*) [*στοιχεῖον* an element, *λόγος* a treatise] The study of the chemical elements of the gases, fluids and solids of the body, see *stechiology*

Stoerk's blennorrhea [Karl *Stoerk*, Austrian laryngologist 1832–1899] Profuse chronic suppuration and consequent hypertrophy of the mucosa of the nose, pharynx and larynx

stoichiometry See *stechiometry*

Stokes, astigmatic lens of, an apparatus consisting of two plano cylindrical lenses one concave, the other convex, the two of equal focal distance, it is used in the diagnosis of astigmatism

Stokes' disease [William *Stokes*, Irish physician, 1804–1878] See *goiter, exophthalmic* **S 's expectorant,** a preparation used in the treatment of bronchitis It consists of pulverized carbonate of ammonium 16 gr , fluidextract of senega and squills each ½ dram, paregoric 3 drams, syrup of Tolu sufficient to make 2 ounces A dram of this is given p r n **S 's law,** inflammation of serous or mucous membranes leads to paralysis of subjacent muscles **S.'s liniment,** a liniment containing turpentine acetic acid, oil of lemon, egg, and rose water **S.'s pulse.** See *Corrigan's pulse* **S.'s sign** 1 A violent abdominal throbbing felt on palpation to the right of the umbilicus in acute enteritis 2 Marked feebleness of the first heart-sound, when occurring during fevers, calls for alcoholic stimulation **S 's syndrome** See *Adams-Stokes' disease*

Stokes-Adams' symptom-complex or **disease.** See *Adams-Stokes' disease*

Stokes' operation [Sir William *Stokes*, Irish surgeon, 1839–1900] 1 *For amputation above the knee* the same as Gritti's operation, except that section of the femur is made above the condyles 2 *For excision of the tongue* a modification of Jaeger's operation 3 *For flat-foot* by removing a wedge-shaped piece of bone from the head and neck of the astragalus 4. *For single hare-lip* the prolabium is formed by tissue from both sides of the cleft by means of incisions skirting the red margin, the upper part of the cleft is incompletely pared and the partially dissected flaps turned back, while the edges of the skin are brought together and the prolabial flaps drawn downward and outward

Stokes's reagent for reducing hemoglobin [William Royal *Stokes*, American pathologist, 1870–] Add some citric or tartaric acid to a solution of ferrous sulphate and ammonia enough to make it alkaline

Stokvis' test for bile-pigments [Barend Joseph *Stokvis*, Dutch physician, 1834–1902] To 20 to 30 Cc of urine add 5 to 10 Cc of a zinc acetate solution (1 5) Wash the precipitate on a small filter with water, and dissolve in a little ammonia When filtered, the filtrate will give, after standing in the air, a brownish green color, and show the absorption bands of bilicyanin, one between C and D, the second at D, and the third between D and E

stolidity (*stol-id'-it e*) [*stoliditas*] A term designating stupidity of various degrees, even to amentia, or complete imbecility—oftener, however, signifying merely a phlegmatic or immobile temperament

Stoll's pneumonia. Bilious pneumonia, a variety of pneumonia with gastrohepatic symptoms

stolon (*sto' lon*) In biology (*a*) a slender, prostrate branch, taking root, or bearing a bulb at the tip, where it forms one or more new plants, (*b*) an analogous budding stock in certain compound animals

stolonization (*sto-lon-iz-a'-shun*) [*stolo*, a shoot] The process of transforming, in certain organisms one organ into another through external influences, such as gravitation, contact, light, etc

stoma (*sto' mah*) [*στόμα*, mouth, pl , *stomata*] 1 A mouth 2 A pore, as that between endothelial cells establishing direct communication between adjacent lymph-channels

stomacace (*sto-mak'-as e*) [*στόμα*, mouth, *κάκος*, evil] Canker of the mouth Fetor of the mouth with ulcerated gums, also scorbutic sore mouth

stomach (*stum-ak'*) [*στόμαχος*, the stomach] The most dilated part of the alimentary canal, situated below the diaphragm in the left hypochondriac, the epigastric, and part of the right hypochondriac regions It is connected at one end (cardiac end) with the esophagus, at the other (pyloric end) with the duodenum Its wall consists of four coats—the serous, muscular, submucous, and mucous The mucous coat contains the gastric glands (cardiac and pyloric glands), which secrete the gastric juice and mucus **s.-bed,** the shelf like support upon which the stomach rests, formed by the portion of the pancreas situated to the left of the median line This is quite thick anteroposteriorly, and its upper surface (anterior surface of His) makes

a large portion of the shelf. **s.-bucket**, a small bucket for extracting some of the gastric contents. **s.-cough**, a reflex cough excited by irritation of the stomach. **s.-pump**, a pump for withdrawing the contents of the stomach. **s.-reefing.** Synonym of *gastrorrhaphy*. **s., thoracic**, the congenital development of the stomach above the diaphragm. **s.-tooth**, a lower canine tooth, especially one of the first dentition. **s.-tube**, a flexible tube for irrigation or evacuation of the stomach. **s.-worm disease**, a disease of cattle due to species of *Stongylus—S. contortus, S. osterfagi, S. curticei, S. parkeri, S. retortæformis, S. fillicollis, S. oncophorus.*

stomachal (*stum'-ak-al*) [*stomach*]. Pertaining to the stomach

stomachalgia (*stum-ak-al'-je-ah*) [*stomach; ἄλγος*, pain]. Pain in the stomach.

stomachic (*stum-ak'-ik*) [*stomach*]. 1. Pertaining to the stomach. 2. Stimulating the secretory activity of the stomach. 3. One of a class of substances which have an influence upon the work of the digestive organs.

stomachodynia (*stum-ak-o-din'-e-ah*). Gastrodynia, pain in the stomach.

stomachoscopy (*stum-ak-os'-ko-pe*) [*stomach, σκοπεῖν*, to view]. Examination of the stomach; gastroscopy.

stomata (*sto'-mat-ah*) Plural of *stoma, q. v.*

stomatal (*sto'-mat-al*) [*στόμα*, mouth]. Relating to stomata.

stomatalgia (*sto-mat-al'-je-ah*) [*στόμα*, mouth; *ἄλγός*, pain]. Pain in the mouth.

stomatic (*sto-mat'-ik*) [*στόμα*, mouth]. Relating or belonging to the mouth.

stomatitis (*stom-at-i'-tis*) [*stoma; ιτις*, inflammation]. Inflammation of the mouth. **s. aphthosa, s., aphthous.** See *aphtha*. **s., catarrhal**, a simple form characterized by swelling of the mucous membrane, pain, and salivation. **s., epidemic**, an acute infectious stomatitis, which occurs in epidemic. **s., gangrenous.** See *cancrum oris*. **s., mercurial**, that arising from poisoning by mercury. **s., mycotic.** See *thrush*. **s., parasitic.** See *thrush*. **s., scorbutic**, that due to scurvy. **s., ulcerative**, a form characterized by the formation of small ulcers on the cheeks, lips, and tongue with copious salivation, pain, fetid breath, slight fever, and at times great prostration. **s., vesicular.** Same as *s, aphthous*.

stomato- (*sto-mat-o-*) [*στόμα*, mouth]. A prefix meaning pertaining to the mouth.

stomatocace (*sto-mat-ok'-as-e*) [*stomato-; κάκος*, evil]. Fetid ulceration of the mouth.

stomatocatharsis (*sto-mat-o-kath-ar'-sis*). Synonym of *salivation*.

stomatodynia (*sto-mat-o-din'-e-ah*) [*stomato-; ὀδύνη*, pain]. Pain in the mouth

stomatodysodia (*sto-mat-o-dis-o'-de-ah*) [*stomato-; δυσωδία*, foul odor]. A foul odor of the breath; ill smelling breath.

stomatogastric (*sto-mat-o-gas'-trik*) [*stomato-; γαστήρ*, stomach]. In biology, applied to the nerves; pertaining to the mouth and the stomach.

stomatol (*sto'-mat-ol*). An antiseptic compound said to consist of terpineol, 4 parts; soap, 2 parts; alcohol, 45 parts; aromatics, 2 parts; glycerol, 5 parts; water, 42 parts.

stomatologic, stomatological (*sto-mat-o-loj'-ik, sto-mat-o-loj'-ik-al*) [*stomato-; λόγος*, science]. Pertaining to stomatology.

stomatologist (*sto-mat-ol'-o-jist*) [*stomato-; λόγος* science]. One versed in stomatology.

stomatology (*sto-mat-ol'-o-je*) [*stomato-; λόγος*, science]. The sum of what is known about the mouth.

stomatomalacia (*sto-mat-o-mal'-a-se-ah*) [*stomato-; μαλακία*, softening]. Sloughing or softening of parts of the mouth.

stomatomenia (*sto-mat-o-me'-ne-ah*) [*stomato-; μήν*, month]. Vicarious menstruation by way of the mouth.

stomatomia (*sto-mat-o'-me-ah*) [*stomato-; τέμνειν*, to cut]. A general term for the incision of a mouth, as of the uterus.

stomatomy (*stom-at'-o-me*) [*stoma; ρομή*, a cutting]. Incision of the os uteri.

stomatomycosis (*stom-at-o-mi-ko'-sis*) [*stomato-; mycosis*]. A disease of the mouth due to fungi, especially *Oidium albicans*. See *thrush*.

stomatonecrosis, stomatonoma (*stom-at-o-ne-kro'-sis, stom-at-on'-o-mah*). See *cancrum oris*.

stomatonoma (*sto-mat-o-no'-mah*) [*stomata-; noma*]. Gangrene of the mouth; noma.

stomatopathy (*stom-at-op'-ath-e*) [*stomato-; πάθος*, disease]. Any disease of the mouth.

stomatoplastic (*sto-mat-o-plas'-tik*). Pertaining to stomatoplasty.

stomatoplasty (*sto'-mat-o-plas-te*) [*stomato-; πλάσσειν*, to form]. A plastic operation upon the mouth.

stomatopoiesis (*sto-mat-o-poi-e'-sis*). See *stomatoplasty*.

stomatorrhagia (*sto-mat-or-a'-je-ah*) [*stomato-; ῥηγνύναι*, to burst forth]. Copious hemorrhage from the mouth.

stomatoscope (*stom'-at-o-skōp*) [*stomato-; σκοπεῖν*, to inspect]. An instrument for inspecting the cavity of the mouth.

stomatosis (*sto-mat-o'-sis*) [*στόμα*, mouth]. Disease of the mouth.

stomatosyrinx (*sto-mat-o-sir'-ingks*) [*stomato-; σῦριγξ*, a tube]. The Eustachian tube.

stomatotomy (*sto-mat-ot'-o-me*) [*stomato-; τομή*, a cutting]. Incision of the os uteri.

stomatotyphus (*sto-mat-o-ti'-fus*) [*stomato-; typhus*]. A form of typhus in which the beginning lesions are found in the mouth.

stomenorrhagia (*sto-men-or-a'-je-ah*) [*στόμα*, mouth; *menorrhagia*]. Vicarious menstruation from the mouth.

stomocephalus (*stom-o-sef'-al-us*) [*stoma; κεφαλή*, head]. A variety of monster in which there is the same deformity as in rhinocephalus or in cyclocephalus, associated with a defect of the maxillary bones, so that the skin hangs in folds around the mouth.

stomodæal (*sto-mo-de'-al*) [*στόμα*, mouth; *ὁδαῖος*, by the way]. Having the character of a stomodæum.

stomodæum (*stom-o-de'-um*) [*stoma; ὁδαῖος*, by the way] The primitive oral cavity of the embryo, formed by a depression of the ectoderm and afterward forming the mouth and upper part of the pharynx.

stomonal (*sto'-mon-al*). A preparation of nitroglycerin, ammonium nitrate, sodium nitrate, sodium chloride, and flour.

stomoschisis (*sto-mos'-kis-is*) [*στόμα*, mouth; *σχίσις*, fissure]. Fissure of the mouth, particularly of the soft palate.

Stomoxys calcitrans (*sto-moks'-is kal'-sit-ranz*) The common stable fly which, by its bite, is believed to spread trypanosomes.

stone. 1. A hardened mass of mineral matter. See *calculus*. 2. An English unit of weight, 14 pounds. **s., blue,** copper sulphate crystals. **s.-bruise,** a bruise of the foot consequent on walking barefoot over loose stones. **s., gall-,** a biliary calculus; see *gall-stone*.

stool. The evacuation of the bowels. **s.s, acholic.** 1. Light gray or clay-colored stools having the consistence of putty, which follow stoppage of the flow of bile into the duodenum. The color is due to the presence of the normal urobilin. The stools show, under the microscope, an abnormal amount of fat. This form of alholic stool is accompanied by icterus and choluria. 2. Stools of the same color may occur in the absence of interference with the flow of bile, but when the stool contains an excessively large amount of fat and fatty acids. **ss., bilious,** the discharge is bilious diarrhea, as after large doses of calomel. **ss., caddy,** yellow-fever stools which resemble fine, dark, sandy mud. **ss., fatty,** stools in which fat is present, due to pancreatic disease. **s., insulated,** in electricity, a stool provided with insulated legs. **s.s, lead-pencil,** fecal discharges of a very small caliber. They occur independent of any general nervousness or local intestinal spasm, and cannot be regarded as evidence of stricture or stenosis of the colon. **ss., mucous,** stools containing mucus. They indicate the existence of intestinal inflammation. **ss., pea-soup,** the peculiar liquid evacuation of typhoid fever. **ss., rice-water,** the stools of cholera, in which there is a copious serous exudation containing detached epithelium. **ss., Schafkoth,** see *s.s, sheep-dung*. **s.s, sheep-dung,** the small round fecal masses (similar to the dung of sheep) due to atony of the intestine; this form of passage may occur in the socalled "starvation" or "hunger" evacuation which is found in cases of inanition, *e g*, after carcinomatous cachexia when the intestine becomes very much contracted. **s.-sieve of Boas,** an apparatus by means of which feces may be thoroughly and conveniently washed, so that undigested remains of food, bits of mucus, concretions, and parasites are readily seen and isolated.

stop [ME., *stoppen*, to stop]. To plug up; to hold back; to hinder. **s.-cock,** a turning cock, connected with a pipe, for regulating the flow of gases or liquids. **s.-needle,** a lance-pointed needle used in the operation of discission, having an enlargement or shoulder upon the shank to prevent too deep penetration.

stoppage (*stop'-aj*) [ME., *stoppen*, to stop]. Cessation of flow or action; closure or stegnosis.

stopper, stopple (*stop'-er, stop'-l*) [ME., *stoppen*, to stop]. A plug or other closure for a bottle, commonly made of cork, rubber, or glass. **s.-dropper,** a combination of stopper and medicine pipet in one piece.

stopping (*stop'-ing*). See *filling*.

storax (*sto'-raks*). See *styrax*.

storesin (*sto-rez'-in*) [*storax*]. An amorphous resin forming the largest ingredient of storax.

Stoughton's elixir (*stow'-ton*). Tinctura absinthii composita; a tincture of wormwood, germander, gentian, rhubarb, orange-peel, cascarilla, and aloes; used as a flavor in alcoholic drinks and as a general tonic.

stovaine (*sto'-va-ēn; sto'-vān*) $C_{14}H_{21}NO_2HCl$. Amylene hydrochloride. A local anesthetic, also used in spinal anesthesia.

stovainization (*sto-va-ni-za'-shun*). The production of local anesthesia by the subarachnoid injection of stovaine.

stovarsol (*sto-var'-sol*). Trade name of acetylaminohydroxyphenylarsonic acid; the acetyl derivative of 3-amino-4-hydroxyphenyl-1-arsonic acid. Stovarsol contains 27 % of arsenic.

strabilismus (*strab-il-iz'-mus*). See *strabismus*.

strabism (*strab'-izm*). See *strabismus*

strabismal, strabismic (*strab-iz'-mal, strab-iz'-mik*) [*strabismus*]. Relating to strabismus.

strabismometer (*strab-iz-mom'-et-er*). See *strabometer*.

strabismometry (*strab-iz-mom'-et-re*) [*strabismus; μέτρον*, measure]. The measurement of the degree of strabismus

strabismus (*strab-iz'-mus*) [*στραβισμός*, from *στραβός*, crooked]. Squint; that abnormality of the eyes in which the visual axes do not meet at the desired objective point, in consequence of incoordinate action of the external ocular muscles **s., alternating,** one in which either eye fixes alternately. **s., bialteral,** same as *s., alternating* **s., concomitant,** one in which the squinting eye has full range of movement. **s., convergent,** one in which the squinting eye is turned to the nasal side. **s., divergent,** one in which the squinting eye is turned to the temporal side. **s., external,** see *s., divergent*. **s., Hirschberg's test for,** a rough estimate of the amount of strabismus is made by observing the position of the corneal reflection of a candle-flame held one foot in front of the eye to be tested, the examiner placing his own eye near the candle and looking just over it **s., internal,** see *s , convergent* **s., paralytic,** due to paralysis of one or more muscles. **s., spastic,** due to a spastic contraction of an ocular muscle. **s., sursumvergens,** one in which the visual axis is directed upwards.

strabometer (*strab-om'-et-er*) [*strabismus; μέτρον*, measure]. An instrument for the measurement of the deviation of the eyes in strabismus.

strabometry (*strab-om'-et-re*) [*strabismus; μέτρον*, measure]. The determination of the degree of ocular deviation in strabismus

straboscopic (*strab'-o-skop'-ik*) [*strabismus;* crooked; *σκοπεῖν*, to see]. Pertaining to the appearance of objects as seen by one with strabismus **s. disc,** an instrument producing distortion of objects.

strabotome (*strab'-o-tōm*) [*strabismus; τέμνειν*, to cut]. A knife used in strabotomy.

strabotomy (*strab-ot'-o-me*) [see *strabotome*]. An operation for the correction of strabismus.

Strachan's disease (*strorn*) [William Henry Williams *Strachan*, English physician]. Pellagra.

strain (*strān*) [OF., *estraindre*, from L., *stringere*, to draw tight]. 1. Excessive stretching; overuse of a part. 2. The condition produced in a part by overuse or wrong use, as eyestrain. 3. To overexert; to use to excess; to make violent efforts. 4. A subvariety of any domestic animal, often locally called breed. 5. In pharmacy, to separate insoluble substances from the liquid in which they occur, to filter.

strait (*strāt*) [Fr., *étroit*, from *strictus*, drawn tight]. A narrow or constricted passage, as the inferior or superior *strait* of the pelvis. **s., inferior** (of the pelvis), see under *pelvis* (3). **s.-jacket,** a strong jacket placed on the insane or delirious to prevent injury to themselves or to others. **s., superior** (of the pel-

vis), see under *pelvis* (3). **s.-waistcoat,** see *s.-jacket.*

stramonium (*stra-mo'-ne-um*). The thorn-apple. The *stramonium* of the U. S. P is the dried leaves of *Datura stramonium,* Jamestown weed or jimson-weed, a plant of the order *Solanaceæ.* It contains two alkaloids, *daturine,* identical with atropine, and *hyoscyamine.* The action of stramonium resembles that of belladonna. In asthma the leaves may be smoked in a tobacco pipe. Locally stramonium is employed as an ointment or cataplasm in irritable ulcers and inflamed surfaces. **s., extract of** (*extractum stramonii,* U. S. P.). Dose ½ gr. (0.01 Gm.). **s., fluidextract of** (*fluidextractum stramonii,* U. S. P.). Dose 1 min. (0 05 Cc.). **s. ointment** (*unguentum stramonii,* U. S. P.), an ointment made of stramonium extract, diluted alcohol, hydrous wool-fat, and benzoinated lard. **s., tincture of** (*tinctura stramonii,* U. S. P) Dose 8 min. (0.5 Cc).

strangalesthesia, strangalæsthesia (*stran-gal-es-the'-ze-ah*). See *zonesthesia.*

strangles (*strang'-lz*) [σταγγάλη, a halter]. An infectious catarrh of the upper air-passages especially of the nasal cavity, of the horse, ass, and mule, associated with suppuration of the submaxillary and other lymphatic glands.

strangling. See *strangulation.*

strangulated (*strang'-gū-la-ted*). 1. Choked. 2. Compressed so that the circulation is arrested, as *strangulated* hernia.

strangulation (*strang-gū-la'-shun*) [*strangulare,* to choke]. 1 The act of choking 2. Constriction of a part producing arrest of the circulation, as *strangulation* of a hernia.

strangury (*strang'-gū-re*) [στράγξ, a drop; οὖρον, urine] Painful urination, the urine being voided drop by drop.

strap. 1. A long band, as of adhesive plaster. 2. To compress a part by means of bands, especially bands of adhesive plaster.

Strasburger's cell-plate [Edward *Strasburger,* German histologist, 1844–]. The equatorial plate in which division of the nucleus occurs during karyokinesis

Strassburg's test for bile-acids (*strahs'-boorg*) [Gustav Adolf *Strassburg,* German physiologist, 1848–]. Dip filter-paper into urine to which cane-sugar has been added; dry it, and apply a drop of sulphuric acid. In the presence of bile-acids a red coloration will be shown on the paper. For this test the liquid must be free from albumin.

stratification (*strat-e-fik-a'-shun*) [*stratum; facere,* to make]. Arrangement in layers.

stratified (*strat'-e-fīd*) [see *stratification*]. Arranged in layers.

stratiform (*strat'-e-form*) [*stratum; forma,* form]. Formed into a layer. **s. fibrocartilage,** fibrocartilage lining bony grooves through which the tendons of muscles pass.

stratum (*stra'-tum*) [L., from *sternere,* to strew]. A layer. **s. albocinereum,** the alternate white and gray matter of the corpus striatum. **s. bacillatum, s. bacillosum, s. bacillorum,** the bacillary layer, the layer of rods and cones of the retina. **s. choriocapillare,** see *tunica ruyschiana.* **s. cinereum,** the most superficial layer of the cortex of the cerebellum; also of the anterior lobes of the corpora quadrigemina and of the floor of the fourth ventricle. **s. compactum,** the surface layer (about one-fourth) of the decidua vera. **s. corneum, s. granulosum, s. lucidum, s. Malpighii,** see under *skin.* **s. corticale,** see *cortex* (3). **s. cutaneum,** the outer dermic layer of the tympanic membrane. **s. cylindrorum,** the bacillary layer of the retina. **s. episclerata,** the part of Tenon's capsule on the sclerotic coat. **s. epitrichiale,** see *epitrichium.* **s. gelatinosum,** the fourth layer in the olfactory bulb, composed of large ganglion-cells with branched processes. Syn. *ganglion-cell layer.* **s. glomerulorum,** the layer of the olfactory lobe (the second from the ventral side) containing the olfactory glomerules. **s. granulosum,** a layer of minute cells or one of cells containing many granules. 1. The external granular layer of the retina. 2. Meynert's name for the layer of small, irregular cells composing the fourth stratum of the cortex in the five-stratum type. 3. The layer of the olfactory lobe lying between the medullary ring and the stratum gelatinosum. 4. The layer of the epidermis covering the rete mucosum. 5. A histological appearance in that portion of the dentin immediately underlying the enamel and cementum of a tooth. **s. griseum centrale,** see *entocinerea.* **s. lacunosum,** the inner portion of the fifth or outer layer of the hippocampus. **s. lucidum,** a translucent layer of the epidermis consisting of irregular transparent cells with traces of a nucleus **s. moleculare,** see *layer, molecular.* **s. mucosum,** see *rete mucosum* **s. nerveum of Henle,** the layers of the retina exclusive of the rods and cones Syn., *Bruecke's tunica nervea.* **s. oriens,** the third layer, counting from within outward, of the hippocampus. **s. nucleare,** that part of the gray matter of the medulla forming the floor of the fourth ventricle. **s. proligerum,** the discus proligerus and cumulus proligerus regarded as one. Syn., *membrana cumuli.* **s. reticulatum, Arnold's,** the network formed by the fibers connecting the occipital lobe with the thalamus before they enter the latter. **s. spinosum,** see *prickle-layer* Consecutive hypertrophy of this layer constitutes acanthosis. **s. spongiosum,** the deeper layer (about three-fourths) of the decidua vera **s. vasculosum,** see *tunica vasculosa.* **s. vasculosum cutis,** the subpapillary layer of the derma; the part of the corium immediately below the papillæ. **s. zonale,** the superficial portion of the fifth or outer layer of the hippocampus.

Straus' sign (*strows*) [Isidore *Straus,* French physician, 1845–1906]. In facial paralysis from a central cause the hypodermatic injection of pilocarpine causes no appreciable difference in the perspiration of the two sides, either as to time or quantity, whereas there is a marked retardation of the secretion on the affected side in severe peripheral paralysis. **s.'s reaction.** The injection of material containing the bacillus of glanders into the abdominal cavity of a male guinea pig is followed in a few days by a characteristic, generally purulent, inflammation of the testes.

Strauss's sign (*strows*) [Hermann *Strauss,* German physician, 1868–]. The administration of fatty food by the mouth causes an increase in the amount of fatty constituents in the effusion of chylous ascites.

strawberry-marks. Same as mother's marks, *q. v.*

strawberry-tongue. The characteristic tongue of scarlatina, in which the vessels of the fungiform papillæ become turgid, causing the papillæ

to stand out as red points, in marked contrast with the thick coating of fur on the filiform papillæ

streak (*strēk*) A furrow, line, or stripe **s., culture,** a bacterial culture in streaks **s.s, Knapp's angioid,** pigment streaks appearing occasionally in the retina after hemorrhage **s., medullary,** see *medullary groove* **s., meningitic,** see *tache cérébrale* **s., primitive,** an opaque band extending some distance forward from the posterior margin of the area pellucida, and forming the first noticeable sign of the development of the blastoderm **s, reflex,** a shining white streak running along the center of the vessels in the retina It is due to the reflection of the light from the anterior surface of the column of blood

stream (*strēm*) [ME, *streem*] To flow, applied to movement in protoplasm and in blood corpuscles

stremma (*strem'-ah*) [*στρέμμα*, a sprain twist] A sprain

strengthening plaster. Emplastrum roborans or iron-plaster

strephosymbolia (*stref o sim bol'-e-ah*) [*στρέφειν*, to twist, *σύμβολον*, symbol] 1 Word blindness 2 Difficulty in learning to read 3 Tendency to reverse the direction of reading

strephotome (*stref'-o tōm*) [*στρέφειν*, to twist, *τεμνειν* to cut] An instrument shaped like a corkscrew, formerly used to secure union in the operation for the radical cure of hernia

strepitus (*strep'-ī-tus*) [L, noise] A sound, a noise **s. aurium,** see *tinnitus aurium* **s. coriaceous,** an auscultatory sound resembling the creaking of leather **s. uteri,** see *souffle, uterine* **s. uterinus,** the *uterine bruit, q v*

strepto- (*strep-to-*) [*στρεπτός*, twisted] A prefix signifying twisted

streptoangina (*strep to-an'-jin-ah*) A pseudomembranous deposit in the throat due to streptococci (J E Walsh) Cf *diphtheroid* (2)

streptobacillus (*strep to-bas-il'-us*). A bacillus forming twisted chains

streptobacteria (*strep-to-bak-te'-re-ah*) [*strepto-*, *βακτηριον*, bacterium] Short, rod-shaped bacteria forming chains

streptococcal, streptococcic, streptococcous (*strep-to-kok'-al, -ik, -us*) Relating to or due to streptococci

streptococcemia, streptococcæmia (*strep-to-kok-se'-me-ah*) [*streptococcus, αἷμα*, blood] The presence of streptococci in the blood

streptococcolysin, streptocolysin (*strep-to-kok-ol'-is-in, strep-to-kol'-is-in*) [*streptococcus, λύειν*, to loosen] A hemolysin produced in cultures of streptococci

Streptococcus (*strep to-kok'-us*) [*strepto-, κόκκος*, a kernel] A genus of schizomycetes of which the cocci are arranged in strings See *table* p 799 **s -angina,** angina due to streptococci **s -curve,** the remitting temperature-curve in hectic fever, supposed to depend upon the streptococcus (Petruschky)

streptocolysin (*strep-to-kol'-is-in*) [*streptococcus, λύειν*, to loose]. A hemolysin produced in cultures of streptococci

streptocosis (*strep-to-ko'-sis*) Infection by streptococci

streptocyte (*strep'-to-sīt*) [*strepto-; κύτος*, cell] A cell presenting a twisted appearance or occurring with others in twisted chains, a streptococcus

sterptodermatitis (*strep-to-der-mat-i'-tis*) Inflammation of the skin due to streptococci.

streptomycosis (*strep-to-mis-ko'-sis*) [*streptococcus; μύκης*, fungus] Infection with streptococci

Streptopus (*strep'-to-pus*) [*strepto-, πούς*, foot]. Twisted stalk, a genus of liliaceous plants *S distortus* is indigenous to Europe and America, and is used in infusion as a gargle

streptosepticemia, streptosepticæmia (*strep-to-sep-tis-e'-me-ah*) Septicemia due to streptococci

streptothrical (*strep-to-thrik'-al*) Relating to or due to members of the genus *Streptothrix*

streptothricosis (*strep-to-thrik o'-sis*) Infection with streptothrix

Streptothrix (*strep'-to-thriks*) A class of *schizomycetes*

stress A dental term to denote the force with which the jaws are closed during mastication

stretch. To draw out to full length **s.-walk,** a position in walking for physical development, with the arms stretched upward

stretcher (*stretsh'-er*) See litter.

stria (*strī'-ah*) [L a streak, *pl*, *striæ*] **s. cornea,** a narrow white streak interpolated between the thalamus and the caudatum on the ventricular floor A streak or white line **s. medullaris,** a band of white matter adjacent to the tænia thalami (Barker) **s medullaris thalami,** an oblique furrow on the superior aspect of the thalamus **s., pineal,** the habena or habenula **s. terminalis,** tænia semicircularis **s. vascularis,** the vascular upper part of the spiral ligament of the scala media

striæ (*strī'-e*) [L, *pl* of *stria*] **s. acusticæ,** transverse white lines on the lower part of the floor of the fourth ventricle, which unite with the auditory nerve roots **s atrophicæ,** whitish, cicatricial lines of the skin caused by the contractions of skin that have been stretched by fat, pregnancy, etc **s. gravidarum,** the atrophic striæ observed upon the abdomen in pregnant women **s longitudinales,** long, slightly elevated lines on the upper surface of the corpus callosum **s. medullares,** see *s acusticæ* **s. musculares,** the transverse markings of striated muscles **s. Schreger's,** Schreger's lines, *q v*

striatal (*strī'-a-tal*) Pertaining to the corpus striatum

striate, striated (*strī'-āt, strī'-ā-ted*) [*stria*] Striped **s. body,** the corpus striatum **s. muscle,** see under *muscle*, and *muscular tissue*

striation (*strī-a'-shun*) [*stria*] 1 The state of being striated 2 A striated structure **s, tabby-cat,** see *tabby-cat striation*

striatum. 1 See *stratum* 2 The corpus striatum **s. oriens,** see *stratum oriens*

stricture (*strik'-tur*) [*strictura*, from *stringere*, to draw tight] A narrowing of a canal from external pressure, or as a result of inflammatory or other changes in its walls **s., annular,** a ring-like obstruction produced by a fold of mucous membrane or constriction all around the urethra, gut, etc **s., bridle,** a fold of mucous membrane forming a crescentic obstruction, or perforated in its center, called, also, *s, linear, s, pack thread, s, valvular,* and *s, hour-glass,* according to the peculiar appearances **s., cicatricial,** a stricture due to cicatricial tissue **s, congestive,** a temporary obstruction of the urethra from subacute prostatitis or other passing inflammation. **s -cutter,** an instrument for dividing a stricture **s.-fever,** the constitutional disturbances sometimes the result of acute stricture **s., functional,** see *s, spasmodic* **s., impermeable,**

or **s., impassable,** one not permitting the passage of a bougie or catheter. **s., irregular,** or **s., tortuous,** so named from the complications or peculiarities. **s., irritable,** one in which the passage of the instrument causes great pain. **s., organic,** narrowing of a canal due to tissue-change, to deposits, or to pressure from without. **s., permeable** or **passable,** one permitting the passage of an instrument. **s., recurrent** or **contractile,** one in which the constriction returns after dilatation. **s., simple,** one that produces no interruption of function, pain, etc. **s., spasmodic,** a stricture due to muscular spasm and not to organic change

stricturotome (*strik'-tū-ro-tōm*) [*stricture; τέμνειν*, to cut]. An instrument for dividing a stricture.

stricturotomy (*strik-tū-rot'-o-me*) [see *stricturotome*]. The operation of incising a stricture.

stridor (*stri'-dor*) [*stridere*, to make a creaking sound]. A peculiar, harsh, vibrating sound produced during expiration. **s. dentium,** grinding of the teeth. **s., inspiratory,** the sound heard in inspiration through a spasmodically closed glottis. **s., laryngeal,** stridor due to laryngeal stenosis. **s., laryngeal, congenital.** Respiratory croaking (in babies). **s. serraticus,** a sound like that of sharpening a saw, sometimes produced by expiration through a tracheotomy-tube.

stridulous (*strid'-ū-lus*) [*stridor*]. Characterized by stridor. **s. laryngismus,** see *laryngismus stridulus*.

stringent (*strin'-jent*) [*stringere*, to bind]. Binding.

string-galvanometer. Same as electrocardiograph, *q. v.*

stringhalt (*string'-hawlt*) [a corruption of *springhalt*]. A popular name for a nervous affection manifested in involuntary, convulsive movements of one or both hind legs of a horse. See *springhalt*.

striocellular (*stri-o-sel'-ū-lar*). Relating to or composed of striated muscle-fiber and cells.

stripe (*strīp*) [ME., *stripe*, a stripe]. A streak; a discolored mark.

stripping (*strip'-ing*) [ME., *stripen*, to rob]. Uncovering; unsheathing In the plural, the last and richest milk given at any one milking; so called because it is slowly removed by the milker, who strips the teats between the fingers. **s. of the pleura,** removal of the lining membrane of the thorax of an animal used for food, to remove the traces of pleurisy and of tuberculosis.

strobic (*strob'-ik*) [*στρόβος*, a top]. Resembling or pertaining to a top **s. discs,** discs drawn with concentric circles, so as to produce an illusory impression as if they were revolving.

strobila (*strob-i'-lah*) [*στρόβιλος*, a pine-cone. *pl.*, *strobilæ*]. 1. A form of development occurring in the *cnidaria* and *cestoda*, in which the products of asexual generation by a sort of fission remain attached to the proliferating organism or to each other. 2. A name given to a tapeworm as a whole. **s., monodisc,** the simplest form of strobilation, in which the disc (*scyphistoma*) separates from its peduncle. **s., polydisc,** that form in which successively formed discs remain attached.

strobilation (*strob-il-a'-shun*) [*στρόβιλος*, a pine-cone]. The formation of zooids, discs or joints by metameric division, gemmation, or fission.

strobile (*strob'-il*) [*στρόβιλος*, a pine-cone]. 1. A multiple fruit in which the seeds are enclosed by prominent scales, as a pine-cone. 2. A strobila.

strobiloid (*stro'-bil-oid*) [*στρόβιλος*, a pine-cone; *εἶδος*, like]. Like a strobile.

strobilus (*stro-bi'-lus*) [*strobilus*, a pine-cone]. The tape-worm.

stroboscope (*stro'-bo-skōp*) [*στρόβος*, a twisting; *σκοπεῖν*, to view]. An instrument by which a series of slightly different pictures presented rapidly in succession is made to appear as a continuous object in motion; a zoetrope. **s., direct,** one in which the figures and slits revolve in the same direction; a phenakistoscope **s., reverse,** one in which the figures and slits revolve in opposite directions; a dedalum.

stroboscopic (*strob-o-skop'-ik*) [*stroboscope*]. Pertaining to the stroboscope.

strobostereoscope (*stro-bo-ster'-e-o-skōp*). See *stereostroboscope*.

Stroganoff's method (*stro-gan'-off*) [Vasilii Vasilovich *Stroganoff*, Russian obstetrician]. Management of cases of puerperal eclampsia by, narcotics, protection from all external stimuli, and immediate delivery.

stroke (*strōk*). 1. In pathology, a sudden and severe seizure or fit of disease. 2. A popular term for apoplexy. 3. To pass the hands gently over the body. **s., apoplectic,** see *apoplexy*. **s., back,** of the heart, the supposed "reaction-impulse," or recoil of the ventricles at the moment the blood is discharged into the aorta. **s., heat,** see *hyperpyrexia*. **s., paralytic,** sudden loss of muscular power from lesion of the brain or spinal cord.

stroma (*stro'-mah*) [*στρῶμα*, a bed]. The tissue forming the framework for the essential part of an organ. **s., cancer,** the fibrous tissue element of a cancer

stroma fibrin. Landois' term for fibrin formed directly from stroma, as distinguished from plasma-fibrin or that formed in the usual way. **s.-plexus,** a plexus of axis-cylinders formed by the corneal nerves.

stromal (*stro'-mal*). Pertaining to stroma.

stromatic (*stro-mat'-ik*). Resembling a stroma.

stromatolysis (*stro-mat-ol'-is-is*) [*stroma; λύειν*, to loosen]. A dissolution of the stroma or surrounding membrane of a cell, without the cell body being affected.

strombodes jenneri (*strom-bo'-dēz jen'-er-i*). A name proposed by Sjöbring for the micro-organism of vaccinia.

Stromeyer's cephalhematocele (*stro'-mi-er*) [Georg Friedrich Louis *Stromeyer*, German surgeon, 1804–1876]. Subperiosteal cephalhematoma communicating with veins and becoming tensely filled during strong expiratory efforts. **S.'s splint,** one used to prevent stiffness of the joints in case of fracture It consists of two hinged parts that can be fixed at any angle.

stromuhr (*stro'-moor*) [Ger.]. An instrument for measuring the velocity of blood-flow.

strongylosis (*stron-jil-o'-sis*). Infection with worms of the genus *Strongylus*.

Strongylus (*stron'-jil-us*) [*στρογγύλος*, round]. A genus of nematode worms found in the lower animals, and occasionally in man.

strontia (*stron'-she-ah*). Strontium oxide.

strontium (*stron'-she-um*) [*Strontian*, a town in Scotland]. A metallic element belonging to the group of alkaline earths. It has a specific gravity of 2.5, an atomic weight of 87.63, and a valence of two. Symbol Sr. **s. acetate,** $2Sr(C_2H_3O_2)_2 + H_2O$, a white crystalline powder, soluble in water, used as an anthelmintic. Dose ¼–¾ gr. (0.016–0.05 Gm.). **s. arsenite,**

$Sr(AsO_2)_2 + 4H_2O$, a white powder soluble in water, used as an alterative and tonic in skin diseases and malarial conditions Dose $\frac{1}{30}$–$\frac{1}{15}$ gr (0 002–0 004 Gm) **s bromide** (*strontii bromidum*, U S P), $SrBr_2\,6H_2O$, has been used in epilepsy, diabetes gastrectasis, rheumatoid arthritis, and lithemia Dose 15–30 gr (1–2 Gm) **s. and caffeine sulphonate,** $(C_8H_9N_4O_2\text{-}SO_3)_2Sr$, soluble in water, used as a diuretic Syn *symphorol strontium* **s glycerinophosphate,** a white powder, soluble in water, containing 26–27 % of phosphoric acid **s. iodide** (*strontii iodidum*, U S P), $SrI_2\,6H_2O$, is used like the other oxides **s lactate,** $Sr(C_3H_5O_3)_2\text{-}3H_2O$, is used in nephritis albuminuria rheumatism, and gout Dose 10–30 gr (0 65–2 0 Gm) **s loretinate** (basic), Sr I O $C_9H_4N\text{-}SO_3$ fine, bright needles, slightly soluble in water, decomposed at 300° C **s. loretinate** (normal), Sr(I OH C_9H_4N $SO_3)_2\,H_2O$, orange-red, prismatic crystals, sparingly soluble in water **s oxide,** strontia SrO, strontium combined with oxygen **s. phosphate,** $Sr_3(PO_4)_2$, a white powder devoid of taste, soluble in acids, used as a nutritive and tonic Dose 10–30 gr (0 65–2 0 Gm) **s. salicylate** (*strontii salicylas*, U S P), $Sr(C_7H_5O_3)_2\,2H_2O$, white crystals, soluble in water, used in gout, chorea etc Dose 10–40 gr (0 65–2 6 Gm)

strophanthin (*strof-an'-thin*) [*strophanthus*] *Strophanthinum* (U S P), $C_{20}H_{34}O_{10}$ A toxic glucoside, soluble in water and alcohol, derived from strophanthus Dose $\frac{1}{300}$–$\frac{1}{200}$ gr (0 0002–0 0003 Gm) **s tannate,** a yellowish, amorphous powder containing 59% of strophanthin, soluble in water, used as a heart tonic Dose $\frac{1}{150}$–$\frac{1}{100}$ gr (0 0004–0 001) Gm

strophanthone (*stro-fan'-thōn*) Trade name of a preparation containing the active principles of strophanthus

Strophanthus (*strof an' thus*) [στρόφος, a twisted band, ἄνθος, flower] A genus of plants of the order *Apocynaceæ*, some of the species of which are used for the preparation of arrow-poison in Africa The strophanthus of the U S P is the ripe seed of *S kombé*, it contains a crystalline glucoside *strophanthin*, and an alkaloid, *sneine* Strophanthus is a muscle-poison, but in small doses is a cardiac and perhaps a vascular stimulant It is used in the same cases as digitalis **s , tincture of** (*tinctura strophanthi*, U S P, B P Dose 5–15 min (0 32–1 0 Cc)

strophantism (*stro-fan'-tizm*) Poisoning from strophanthin, the symptoms resemble those of digitalism

strophium (*strof'-e-um*) [στρόφος a cord] A bandage

strophocephalus (*strof o sef'-al-us*) [στρόφος twisted, κεφαλη head] A monster having displacement of the parts forming the head and face

strophocephaly (*strof o sef'-al-e*) [*strophocephalus*] Distortion of the head, the condition of having a distorted head

strophulus (*strof'-u-lus*) [στρόφος, a twisted band] A form of miliaria occurring in infants Syn , *red gum, tooth-rash* **s. albidus,** same as *milium* **s. confertus,** see *s intertinctus* **s. infantum,** an urticarial disease of infants **s. intertinctus,** a popular dermatitis of more or less acute form, a variety of eczema common in infants **s. puriginosus,** an eruption occurring in children, and characterized by disseminated, intensely itching papules **s. volaticus,** an acute skin disease a typical erythema papulatum, characterized by slight maculæ

structural (*struk'-tū-ral*) [*structura*, structure]. Pertaining to or affecting the structure.

structure (*struk'-tūr*) [*structura, struere*, to build] The manner or method of the building up, arrangement, and formation of the different tissues and organs of the body or of a complete organism Also an organ, a part, or a complete organic body

Struempell's disease (*strūm'-pel*) [Adolf von *Struempell*, German physician, 1853–1925] 1. Poliencephalitis 2 Chronic ankylosing inflammation of the vertebral column **S.'s type of spastic paralysis,** the hereditary, familiar form of spastic spinal paralysis

Struempell-Leichtenstern's disease (*strum'-pel-lik'-ten-stern*) Acute encephalitis of infancy.

Struempell-Marie's disease (*strūm-pel-ma-re'*) Rhizomelic spondylosis

struma (*stroo' mah*) [L] 1 Scrofula 2 Goiter, **s aberrate,** a goiter of an accessory thyroid gland **s. maligna,** carcinoma of the thyroid gland **s suprarenalis,** a peculiar fatty tumor of the suprarenal bodies **strumæ lipomatodes aberratæ renis,** Grawitz s term for a group of new-growths of kidney, usually benign, but, at times, serving, as the foci of origin of malignant tumors Regarded by some pathologists as endotheliomata, by others as adrenal rests (cf under *rest*)

strumectomy (*stroo-mek'-to-me*) [*struma*, ἐκτομή, excision] Excision of an enlarged or strumous gland, or of a goiter

strumiform (*stroo'-mif orm*) [*struma, forma*, form]. Having the appearance of struma

strumiprival, strumiprivous (*stroo-mi-pri'-val, -vus*) [*struma, privare*, to deprive] Deprived of the thyroid, due to removal of the thyroid, thyroprival

strumitis (*stroo mi'-tis*) [*struma*, ιτις, inflammation] Inflammation of a goitrous thyroid gland

strumoderma, strumoderm (*stroo-mo-der'-mah, stroo'-mo-derm*) See *scrofuloderma*

strumose (*stroo'-mōs*) [*struma*] Swollen on one side, possessing a wen like protuberance

strumosis (*stroo-mo'-sis*) See *strumositas*

strumositas (*stroo-mos'-it-as*) [*struma*] The tendency toward, or diathesis of, goiter or of scrofula

strumous (*stroo'-mus*) [*struma*] 1 Scrofulous 2 Goitrous

Struve's test for blood in urine (*stroo'-veh*) [Heinrich *Struve*, German physician] To the urine, previously treated with ammonia or caustic potash, add tannin and acetic acid until the mixture has an acid reaction In the presence of blood a dark precipitate is formed When this is filtered and dried, the hemin crystals may be obtained from the dry residue by adding ammonium chloride and glacial acetic acid.

strychnia (*strik'-ne-ah*) Same as *strychnine*

strychnine, strychnina (*strik'-nēn, strik-ni'-nah*) [see *strychnos*] *Strychnina* (U. S P), $C_{21}H_{22}N_2O_2$ One of the alkaloids of nux vomica. Dose $\frac{1}{60}$–$\frac{1}{30}$ gr (0 0011–0 0033 Gm), hypodermatically in chronic alcoholism, $\frac{1}{30}$–$\frac{1}{10}$ gr. (0 003–0 006 Gm) **s. acetate,** $C_{21}H_{22}N_2O_2\text{-}C_2H_4O_2$, small white crystals, soluble in 96 parts of water Use and doses the same as the alkaloid **s. arsenate,** $C_{21}H_{22}N_2O_2.As_2O_5$, a white, crystalline powder with bitter taste, soluble in 14 parts of cold water, 5 parts of hot water.

It is used as a tonic and alterative in tuberculosis, malaria, etc. Dose $\frac{1}{64}$–$\frac{1}{4}$ gr. (0.001–0.004 Gm.); hypodermatically, 0.5 % in liquid paraffin; of this 4–15 min. (0.25–0.9 Cc.) daily. **s. arsenite,** $(C_{21}H_{22}N_2O_2)_2As_2O_3$, a white crystalline powder, soluble in 10 parts of boiling water. It is tonic, alterative, and antiperiodic. Dose $\frac{1}{10}$–$\frac{1}{15}$ gr. (0.001–0.004 Gm.); subcutaneous dose 4–15 drops of a 0.5 % solution in liquid paraffin **s. bisaccharinate, s.-diorthosulphamin-benzoate,** used as is the arsenite. **s. camphorate,** $C_{21}H_{22}N_2O_2.C_{10}H_{16}O_4$, small white crystals or crystalline powder soluble in water, used as is the alkaloid. **s. citrate,** $C_{21}H_{22}N_2O_2$-$C_6H_8O_7$, white crystals, soluble in water; usage and dosage the same as the alkaloid **s. ferricitrate,** iron and strychnine citrate. **s. hydride,** obtained by the action of metallic sodium on strychnine in a boiling alcoholic solution and differing in physiological action from strychnine, it may, therefore, be used as a physiological antidote in strychnine poisoning. **s. hydrobromide,** $C_{21}H_{22}N_2O_2$ HBr, white acicular crystals, soluble in 32 parts of water, used as a tonic and sedative. Dose $\frac{1}{2}$–$\frac{1}{2}$ gr (0.002–0.005 Gm.). **s. hydrochloride,** $C_{21}H_{22}$-$N_2O_2.HCl + 3H_2O$, white needles, soluble in 50 parts of water at 22° C. Usage and doses the same as the alkaloid. **s. hydroiodide,** $C_{21}H_{22}N_2O_2$ HIO_3, white crystals, soluble in water. Used as is the alkaloid. **s. hypophosphite,** a white powder, used as a tonic in tuberculosis Dose $\frac{1}{32}$–$\frac{1}{12}$ gr. (0.002–0.005 Gm.). **s. with iron and quinine citrate,** iron and quinine citrate with strychnine; greenish-brown, transparent scales, soluble in water, and containing 3.4 % of pure strychnine It is tonic and antiperiodic. Dose 3–7 gr. (0.2–0.45 Gm.). **s. lactate,** $C_{21}H_{22}N_2O_2.C_3H_6O_3$, a white, crystalline powder, soluble in water. Usage and dosage the same as the alkaloid **s. nitrate** (*strychninæ nitras*, U. S. P.), $C_{21}H_{22}N_2O_2.NHO_3$, silky needles, soluble in 50 parts of water, 60 parts of alcohol, or 2 parts of boiling water or alcohol. Usage and dosage the same as the alkaloid **s. oleate,** a mixture of strychnine in oleic acid, soluble in ether and oleic acid, it is used in the external administration of strychnine. **s.-orthosulphamin-benzoate,** see *s. saccharinate*. **s. phenolsulphate,** see *s. sulphocarbolate*. **s. phosphate,** $(C_{21}H_{22}N_2O_2)_2H_3PO_4$ $+ 9H_2O$, a white, crystalline powder, soluble in water. Usage and dosage the same as the alkaloid **s. saccharinate,** $C_{21}H_{22}N_2O_2.C_6H_4$-$(SO_2)$ (CO)NH, a true salt of strychnine and saccharin; a white sweet powder, used in all cases where the alkaloid is indicated in doses one-third larger. **s. salicylate,** $C_{21}H_{22}N_2O_2$ - $C_7H_6O_3$, a white powder, soluble in water, recommended in rheumatism and chorea. Dose about the same as the alkaloid. **s. sulphate** (*strychninæ sulphas*, U. S. P.), $(C_{21}H_{22}N_2O_2)_2.H_2SO_4 + 5H_2O$, white, odorless, very bitter prisms, which effloresce in dry air; soluble in 50 parts of water, 109 parts of alcohol, 2 parts of boiling water, or 8.5 parts of boiling alcohol; melt at 200° C. The action differs but slightly from the alkaloid. Dose $\frac{1}{32}$–$\frac{1}{12}$ gr. (0.002–0.005 Gm.). **s. sulphocarbolate, s. sulphophenate,** a white crystalline powder, soluble in water or alcohol. **s. and zinc hydroiodide,** $C_{21}H_{22}N_2O_2.HI.ZnI_2$, small white crystals, soluble in water.

strychninism (*strik'-nin-izm*) [*strychnine*]. The state of being under the influence of strychnine.

strychninization (*strik-nin-iz-a'-shun*) [*strychnine*]. The condition produced by large doses of strychnine or nux vomica.

strychninize, strychnize (*strik'-nin-īz, strik'-nīz*). To bring under the influence of strychnine.

strychninomania (*strik-nin-o-ma'-ne-ah*) [*strychninæ; μανια*, madness]. Delirium from the use of strychnine or nux vomica.

strychnism (*strik'-nizm*) Same as *strychninism*.

Strychnos (*strik'-nos*) [*στρυχνος*, the nightshade]. A genus of the *Loganiaceæ*. *S. icaja* is found in the Gaboon region; it contains strychnine in the bark, leaves and root. From the stem the arrow-poison, tarfa, toomba, M'boundou, n'caza, icaja, or akanga, is prepared. The seeds of *S. ignatii* (St. Ignatius' beans) of the Philippines act in the same manner as nux vomica, but contain more strychnine and less brucine than it does. *S. potatorum* is indigenous to the East Indies. The seeds, nirmali, chilli, chilbing, are used largely to clear muddy water. They contain no strychnine or brucine, and are used as a remedy in diabetes and gonorrhea. The fruit is employed in dysentery. The bark of *S. pseudoquina*, of South America, contains no poisonous alkaloid, but a bitter substance, and is used as a substitute for quinine. *S. tieuté* is a species of Java; from the root-bark the Javanese arrow-poison, upas radju or tschetsik, containing 1.5 % strychnine and a little brucine, is prepared. The seed and leaves contain 1.4 % of strychnine and only traces of brucine. *S. toxifera*, of Guiana, furnishes curara.

stub-thumb. Abbreviation and clubbing of the phalanx of the thumb.

student's placenta. A retained placenta from improper manipulation.

Stuetz's test (*stūts*). See *Fuerbringer's test*.

stultitia (*stul-tish'-e-ah*) [*stultus*, a fool]. Foolishness; dulness of intellect.

stump. The extremity, pedicle, or basis of the part left after surgical amputation, excision, or ablation. **s. of eyeball,** the remainder of the globe after excision of an anterior staphyloma or after other capital operation on the globe that deprives it of vision **s.-foot,** synonym of *club-foot*. **s., sugar-loaf,** a conical stump due to undue retraction of the muscles, called, also, *conical stump*. **s. of tooth,** that part remaining after removal or destruction of the corona.

stun [AS. *stunian*, to make a din]. To render temporarily insensible, as by a blow.

stupe (*stūp*) [*stupa*, tow]. A cloth used for applying heat or counterirritation; especially a cloth wrung out of hot water and sprinkled with a counter-irritant as *turpentine-stupe*.

stupefacient, stupefactive (*stū-pe-fa'-shent, stū-pe-fak'-tiv*) [*stupor; facere*, to make]. Narcotic.

stupefaction (*stū-pe-fak'-shun*) [see *stupefacient*]. Stupor, and the process of reaching it.

stupemania (*stū-pe-ma'-ne-ah*) [*stupor; mania*]. Mental stupor with insanity

stupor (*stū'-por*) [L.]. The condition of being but partly conscious or sensible. Also a condition of insensibility. **s., anergic,** acute dementia. **s., delusional,** melancholic dulness of mind, with delusions; it is sometimes a kind of auto-hypnotism. **s., epileptic, s., post-convulsive,** the stupor following an epileptic convulsion. **s. formicans,** formication. **s., lethargic,** see *trance*. **s. melancholicus,** the stupor found in association with melancholia. **s. miliaris,** paresthesia

of the fingers and toes in connection with miliary fever **s. vigilans,** catalepsy.

stuporous (*stū'-por-us*) [*stupor*] In a condition of, or attended with stupor **s. insanity,** see *insanity, confussional*

stupration, stuprum (*stū-pra'-shun, stū'-prum*) [*stuprum*, defilement] Rape

sturdy (*stur'-de*) 1 Vigorous, hardy. 2 See *gid* and *staggers*

sturin (*stu'-rin*) [*sturio*, sturgeon] A protamine obtained from the sperm of the sturgeon

Sturm's focal interval (*stoorm*) [Johann Christoph *Sturm*, 1635–1703] The interval between the principal focal lines of a cylindrical lens

stutter (*stut'-er*) [Ger., *stottern*, to stutter] To hesitate or make repeated efforts to articulate a syllable Stuttering is a variety of stammering, see *stammering* **s -spasm,** see *lalophobia*

stuttering (*stut'-er-ing*) [Icel., *stauta*, to stutter] A hesitation in speech due to an inability to enunciate the syllables without repeated efforts **s, urinary,** hesitancy and involuntary interruptions in urination

sty, stye (*st*) See *hordeolum* **s., Meibomian,** abscess of a Meibomian gland **s, Zeissian,** abscess of one of Zeiss s glands

style, stylet (*stīl, stīs-let'*) [στῦλος, pillar] 1 A probe 2 A wire inserted into a catheter or cannula in order to stiffen the instrument or to perforate the tissues

styliform (*stī' lif-orm*) [*stilus*, stake, *forma*, form] Shaped like a style

styliscus (*stī-lis'-kus*) [στῦλος, a pillar *pl*, *stylisci*] 1 A slender cylindrical talent 2 In biology, the passage leading from the stigma to the ovary through the style

stylo- (*stī-lo-*) [στῦλος, pillar] A prefix denoting pertaining to the styloid process of the temporal bone

styloglossal (*stī lo-glos'-al*) [*stylo-, glossal*] Connected with or relating to the styloid process of the temporal bone and the tongue

styloglossus (*stī-lo-glos'-us*) See under *muscle*

stylohyal (*stī lo-hī'-al*) [*stylo-, hyoid*] One of the bones of the hyoid arch of vertebrates

stylohyoid (*stī-lo-hī'-oid*) [*stylo-; hyoid*] 1 Pertaining to the styloid process of the temporal bone and the hyoid bone, as the *stylohyoid* muscle See under *muscle* 2 Pertaining to the stylohyoid muscle

styloid (*stī'-loid*) [στῦλος, pillar, εἶδος, like] Resembling a stylus See under *process*

styloiditis (*stī-loid-ī'-tis*) [*styloid-; itis*, inflammation] Inflammation of the styloid process

stylomandibular (*stī-lo-man-dib'-ū-lar*) [*stylo-; mandible*] Pertaining to the styloid process and the mandible

stylomastoid (*stī-lo-mas'-toid*) [*stylo-, mastoid*] Pertaining to the styloid and mastoid processes

stylomaxillary (*stī-lo-maks'-il-a-re*) Pertaining to the styloid process and the maxilla

stylomyloid (*stī-lo-mī'-loid*). Stylomandibular.

stylopharyngeus (*stī-lo far-in-je'-us*) See under *muscle*

stylostaphyline (*stī lo-staf'-il-īn*) [*stylo-, staphyle*] Connected with or relating to the styloid process of the temporal bone and the velum palati

stylosteophyte (*stī-los'-te-o-fīt*) [*stylo-, φῦτον*, plant] A style-shaped exostosis

stylostixis (*stī-lo-stiks'-is*) See *acupuncture*

stylus (*stī'-lus*) [L., "a stake"] A pointed instrument for making applications A stylet

stym (*stī'-mah*) See *priapism*

stymatosis (*stī-mat-o'-sis*) [στῦμα, stiffness] A violent erection of the penis attended with hemorrhage

stype (*stīp* or *stī-pe*) [στύπη, tow] A tampon or pledget.

styphage, stypage (*ste-fahzh, ste-pahzh*) The production of local anesthesia by an application made with a stype **s., Bailly's,** a revulsive, the application of cotton pledgets wet with methyl chloride

stypsis (*stip'-sis*) [στυπτικός, astringent] 1 Constipation 2 The use of a styptic

styptase (*stip' tās*) Trade name of a styptic said to contain tannin, hamamelis, calcium chlorate and fluorides

styptéria (*stip-te'-re-ah*) Alum

styptic (*stip'-tik*) [στυπτικός, astringent] 1 Checking hemorrhage by contracting the blood-vessels 2 An agent that checks hemorrhage by causing contraction of the blood-vessels

styptícin (*stip'-tis in*) See *cotarnine hydrochloride*

styptícity (*stip tis'-it-e*) [στυπτικός, astringent] The quality of being styptic

styptol (*stip'-tol*) Cotarnine phthalate, an internal styptic

styracin (*stī'-ra-sin*) See under *styrax*

styracol (*stī'-ra kol*) Guaiacol cinnamate, $C_6H_4(OCH_3)C_9H_7O_2$ It is given internally in catarrhal affections of the digestive tract and in pulmonary tuberculosis

styrax (*stī'-raks*) [στύραξ, storax] Storax, a balsam obtained from the inner bark of *Liquidambar orientalis*, or oriental sweet-gum It contains a volatile oil, styrol, several resins, an amorphous substance called storesin, cinnamic acid, and styracin (the cinnamate of cinnamyl). It is stimulant, expectorant, and antiseptic, acting like benzoin and tolu, and is used in bronchial affections and catarrh of the urinary passages Externally it is an antiseptic and parasiticide It is a constituent of friars' balsam Dose 5–20 gr (0 32–1 3 Gm.)

styrene (*stī'-rēn*) [στύραξ, storax], $C_8H_{10}O$ Styryl alcohol, cinnamyl-alcohol, a substance obtained by saponifying styracin, its cinnamic ester, with potassium hydroxide It crystallizes in shining needles, is sparingly soluble in water, possesses a hyacinth-like odor, melts at 33° C., and distils at 250° C

styrol (*stī'-rol*), C_8H_8 Cinnamene, phenylethylene A colorless, highly refractive liquid hydrocarbon, obtained by heating styracin with calcium hydrate

styrolene (*stī'-ro-lēn*) Same as *styrol, q v*

styrone (*stī'-rōn*) [*sturax*] Cinnamic alcohol $C_9H_{10}O$ **s. crystals, s., crystallized,** cinnamic alcohol

styryl alcohol (*stī'-ril*) See *styrone*

sub- [L.] A prefix denoting under or beneath or deficiency, in chemistry, a prefix denoting—(1) the lower of two compounds of the same elements, (2) a basic salt

subabdominal (*sub-ab-dom'-in-al*) [*sub-, abdomen*] Beneath the abdomen

subabdominoperitoneal (*sub-ab-dom-in-o-per-it-o-ne'-al*) Beneath the abdominal peritoneum.

subacetabular (*sub-as-et-ab'-ū-lar*) Below the acetabulum

subacetate (*sub-as'-et-āt*) [*sub-; acetum*, vinegar]. A basic acetate

subacid (*sub-as'-id*) [*sub-, acidum*, acid] Moderately acid or sour

subacidity (*sub-as-id'-it-e*) [*subacid*] A condition of moderate acidity

subacromial (*sub-ak-ro'-me-al*) [*sub-*; *acromial*]. Below the acromion.

subacute (*sub-ak-ūt'*) [*sub-*; *acutus*, sharp]. 1. Moderately acute. 2. The stage of a disease when it is intermediate between an acute and a chronic form.

subagitatrix (*sub-aj-it-a'-triks*) [L.]. One who practises tribadism.

subalimentation (*sub-al-im-en-ta'-shun*). A condition of inadequate or deficient nourishment.

subanal (*sub-a'-nal*) [*sub-*; *anus*]. Situated below the anus.

subancestral (*sub-an-sest'-ral*). Not in the direct line of descent.

subanconeal (*sub-an-ko-ne'-al*) [*sub-*; *anconeus*]. Beneath the anconeus muscle.

subanconeus (*sub-an-ko-ne'-us*). See under *muscle*.

subapical (*sub-a'-pik-al*) [*sub-*; *apex*]. Beneath the apex.

subaponeurotic (*sub-ap-on-ū-rot'-ik*) [*sub-*; *aponeurosis*]. Beneath an aponeurosis.

subaqueous (*sub-a'-kwe-us*) [*sub-*; *aqua*, water]. Living beneath the water.

subarachnoid (*sub-ar-ak'-noid*) [*sub-*; *arachnoid*] Beneath the arachnoid membrane, as the *subarachnoid* space.

subarcuate (*sub-ar'-kū-āt*) [*sub-*; *arcus*, an arc]. Slightly arcuate.

subareolar (*sub-ar-e'-o-lar*) [*sub-*; *areola*]. Situated, or occurring beneath the mammary areola.

subastragalar, subastragaloid (*sub-as-trag'-al-ar, sub-as-trag'-al-oid*) [*sub-*; *astragalus*]. Below the astragalus. **s. amputation,** a partial removal of the foot, in which only the astragalus is left.

subastringent (*sub-as-trin'-gent*) [*sub-*; *astringens*, astringent]. Only slightly astringent.

subatloidean (*sub-at-loid'-e-an*). Located beneath the atlas.

subatomic (*sub-at-om'-ik*). Underlying atoms.

subaudition (*sub-aw-dish'-un*) [*sub-*; *audire*, to hear]. The act or ability of comprehending what is not expressed.

subaural (*sub-aw-ral*) [*sub-*; *aura*, ear]. Beneath the ear.

subauricular (*sub-aw-rik'-ū-lar*). Below the auricle of the ear.

subaxial (*sub-aks'-e-al*) [*sub-*; *axis*]. Lying below the axis.

subaxillary (*sub-aks'-il-a-re*) [*sub-*; *axilla*]. Situated below the axilla.

subbasal (*sub-ba'-sal*) [*sub-*; *base*]. Situated below or near the base or basal membrane.

subbrachial, aubbrachiate (*sub-bra'-ke-al, sub-bra'-ke-āt*) [*sub-*; *βράχιον*, arm]. 1. Under the pectoral muscles. 2. Beneath the brachium.

subbrachycephalic (*sub-bra-ke-sef-al'-ik*). Having a cephalic index from 80° to 84°.

subcalcareous (*sub-kal-ka'-re-us*) [*sub-*; under; *calx*, lime]. Somewhat calcareous.

subcalcarine (*sub-kal'-ka-ren*). Situated beneath the calcarine fissure, as the *subcalcarine* convolution. **s. convolution,** a narrow convolution ventrad of the cuneus and lying between the collateral and calcarine fissures.

subcallosal (*sub-kal-lo'-sal*) [*sub-*; *callosum*]. Below the corpus callosum.

subcapital (*sub-kap'-it-al*) [*sub-*; *caput*, head]. Beneath the head. **s. fracture of the femur,** fracture situated immediately below the head of the femur, *i. e.*, between the head and the neck.

subcapsular (*sub-kap'-sū-lar*) [*sub-*; *capsula*, capsule]. Beneath a capsule.

subcarbonate (*sub-kar'-bon-āt*) [*sub-*; *carbonate*]. A basic carbonate.

subcartilaginous (*sub-kar-til-aj'-in-us*) [*sub-*; *cartilago*, cartilage]. 1. Situated beneath cartilage. 2. Partly cartilaginous.

subcecal (*sub-se'-kal*) [*sub-*; *cecum*]. Lying below the cecum.

subcentral (*sub-sen'-tral*) [*sub-*; *center*]. 1. Situated near the center. 2. Ventrad of the central fissure of the brain.

subcerebellar (*sub-ser-e-bel'-ar*) [*sub-*; *cerebellum*]. Situated beneath the cerebellum.

subcerebral (*sub-ser-e'-bral*) [*sub-*; *cerebrum*]. Situated beneath the cerebrum.

subchloride (*sub-klor'-id*). That chloride of a series which contains relatively the least chlorine.

subchondral (*sub-kon'-dral*) [*sub-*; *χόνδρος*, cartilage]. Lying beneath cartilage.

subchordal (*sub-kor'-dal*) [*sub-*; *chorda*, cord]. Beneath the notochord.

subchorionic (*sub-ko-re-on'-ik*) [*sub-*; *chorion*]. Lying beneath the chorion.

subchoroidal (*sub-ko-roid'-al*) [*sub-*; *choroidal*]. Situated or occurring under the choroid.

subchronic (*sub-kron'-ik*) [*sub-*; *chronic*]. More nearly chronic than is indicated by the term subacute.

subclavian (*sub-kla'-ve-an*) [*sub-*; *clavis*, key]. Lying under the clavicle, as the *subclavian* artery.

subclavicula (*sub-kla-vik'-ū-lah*). The first rib.

subclavicular (*sub-kla-vik'-ū-lar*). Beneath the clavicle.

subclavius (*sub-kla'-ve-us*). See under *muscle*.

subcollateral (*sub-kol-at'-er-al*) [*sub-*; *collateral*]. Ventrad of the collateral fissure of the brain. **s. gyrus,** a convolution connecting the occipital and temporal lobes.

subconjunctival (*sub-kon-jungk-ti'-val*) [*sub-*; *conjunctiva*]. Situated beneath the conjunctiva.

subconscious (*sub-kon'-shus*). Imperfectly conscious

subconsciousness (*sub-kon'-shus-nes*) [*subconscious*]. Imperfect consciousness; that state in which mental processes take place without the mind being distinctly conscious of its own activity.

subcontinuous (*sub-kon-tin'-ū-us*) [*sub-*; *continuous*]. Almost continuous.

subcoracoid (*sub-kor'-ak-oid*) [*sub-*; *coracoid*]. Situated below the coracoid process.

subcordate (*sub-kor'-dāt*) [*sub-*; *cor*, heart]. Having nearly the shape of a heart.

subcorneous (*sub-kor'-ne-us*). Somewhat horny.

subcortex (*sub-kor'-teks*). That part of the brain substance which immediately underlies the cortex.

subcortical (*sub-kor'-tik-al*) [*sub-*; *cortex*]. Beneath the cortex.

subcostal (*sub-kos'-tal*) [*sub-*; *costa*, rib]. Lying beneath a rib or the ribs.

subcostales (*sub-kos-ta'-lēz*). The infracostal muscles. See *muscles*.

subcostalgia (*sub-kos-tal'-je-ah*) [*sub-*; *costa*, rib; *ἄλγος*, pain]. Pain beneath the ribs, or over the subcostal nerve.

subcranial (*sub-kra'-ne-al*) [*sub-*; *κρανίον*, cranium]. Situated beneath the cranium.

subcrepitant (*sub-krep'-it-ant*) [*sub-*; *crepitare*, to make a crackling noise]. Almost crepitant, as *subcrepitant* rale. See *rale, subcrepitant*.

subcrepitation (*sub-krep-ĭt-a'-shun*) An indistinctly crepitant sound

subcrureus (*sub-kroo-re'-us*) See under *muscle*

subculture (*sub kul' tūr*) [*sub-, culture*] In bacteriology, a secondary culture made from a primary culture

subcuneus (*sub-kū-ne'-us*) [*sub-; cuneus*, a wedge] An area of the occipital lobe ventrad of the cuneus, and caudad of the collateral fissure

subcutaneous (*sub-kū-ta'-ne-us*) [*sub-, cutaneous*] Beneath the skin, hypodermatic

subcutaneus colli (*sub-kū-ta'-ne-us col'-lī*) The platysma myoides muscle

subcuticular (*sub-kū tĭk'-ū-lar*) [*sub , cutis*, skin] Beneath the epidermis, as a *subcuticular* suture

subcutin (*sub-kū'-tĭn*) Paraphenolsulphonate of paraamidobenzoic ethyl ester, small acicular crystals melting at 195 6° C , soluble in 100 times its weight in water Its solutions can be sterilized Used as a local anesthetic

subcutis (*sub ku' tĭs*) [*sub , cutis* skin] The deeper portion or layer of the true skin

subcutoyd (*sub-ku'-toid*) A trade name of certain preparations for hypodermic injection

subdelirium (*sub de lĭr'-e um*) [*sub , delirium*] A slight or muttering delirium with lucid intervals

subdeltoid (*sub del'-toid*) Beneath the deltoid muscle

subdental (*sub-den'-tal*) [*sub , dens*, a tooth] Situated beneath the teeth

subdermal (*sub-der'-mal*) See *subcutaneous*

subdiaphragmatic (*sub-dī-a-frag mat' ĭk*) [*sub-, diaphragm*] Under the diaphragm

subdicrotic (*sub-dī-krot'-ĭk*) Obscurely dicrotic.

subdivided (*sub-dĭv ī'-ded*) Re divided, making secondary or smaller divisions

subdolichocephalic (*sub dol-ĭk o-sef-al'-ĭk*) [*sub-; dolichocephalic*] Somewhat dolichocephalic, having the cephalic index above 75° and below 77°

subdorsal (*sub dor' sal*) [*sub dorsum* back] Situated on the side of or below the dorsal surface of the body

subduce, subduct (*sub-dūs', sub-dukt'*) [*sub-, ducere* to lead] To draw downward

subduction (*sub duk'-shun*) [*sub-, ducere*, to lead] Maddox's term for deorsumduction

subdural (*sub dū'-ral*) [*sub-, dura*] Beneath the dura

subectodermal (*sub ek to-der' mal*) [*sub- ectoderm mal*] Beneath the ectoderm

subencephalon (*sub en-sef' al-on*) [*sub , ἐγκέφαλον*, brain] The medulla oblongata, pons, and corpora quadrigemina taken together

subendocardial (*sub en do-kar' de al*) [*sub- endocardium*] Beneath the endocardium

subendothelial (*sub-en-do-the'-le-al*) [*sub , endothelial*] Situated or occurring under an endothelial structure

subendothelium (*sub en-do the'-le-um*) The layer of connective tissue cells between the mucosa and the epithelium of the bladder, intestine, and bronchi

subendymal (*sub en'-dĭm-al*) Beneath the ependyma

subepidermal, subepidermatic, subepidermic (*sub-ep-e-der'-mal, sub-ep e der-mat'-ĭk, sub-ep-e-der'-mĭk*) [*sub-, epidermis*] Situated beneath the epidermis

subepithelial (*sub ep-e-the'-le-al*) [*sub-, epithelium*] Situated under an epithelial surface

subepithelium (*sub-ep-e-the'-le-um*). 1. Any structure situated under an epithelial surface. 2 Debove s membrane

suberin (*sū'-ber-ĭn*) [*suber*, cork] 1 Pulverized cork, used as a dressing for wounds 2 The impure cellulose forming the cellular tissue of cork

subese (*sub-ēs*) [*sub-, edere*, to eat] Underfed, thin, the opposite of obese

subesophageal (*sub-e-so-faj'-e-al*) [*sub-, esophagus*] Beneath the esophagus

subeston (*sub-es'-ton*) Aluminum subacetate.

subfalcial (*sub-fal'-se-al*) [*sub-, falx*] At the free edge of the falx cerebri

subfalciform (*sub-fal'-se-form*) [*sub-, falx*] Somewhat sickle-shaped

subfascial (*sub-fash'-e-al*) [*sub-, fascia*] Beneath the fascia

subfebrile (*sub feb'-rĭl*) [*sub-, febris*, fever] Slightly febrile

subfemoralis (*sub-fem-o-ra'-lis*) Same as *subcrureus*

subfissure (*sub-fish'-ūr*) [*sub-, fissura* fissure] A fissure of the brain which is concealed by a supergyre and invisible until the lips of the superfissure are divaricated

subflavor (*sub fla' vor*) A secondary or subordinate flavor

subflavous (*sub fla'-vus*) [*sub-, flavus*, yellow] Somewhat yellow **s ligament**, the ligament of yellowish elastic material found between the laminæ of adjacent vertebræ

subfoliar (*sub fo'-le-ar*) [*sub-, folium*, leaf] Having the character of subfolium

subfolium (*sub-fo'-le-um*) [*sub-, folium*, leaf] A leaflet going to make up a part of any folium of the cerebellum

subfornical (*sub-for'-nĭk al*) [*sub , fornix*] Beneath the fornix of the brain

subfrontal (*sub-frun'-tal*) [*sub-, frons*, forehead] Applied to a fissure and gyre (Broca's) in the ventral region of the frontal lobe of the brain

subgallate (*sub-gal'-lāt*) A basic salt of gallic acid **s., bismuth.** See *dermatol*

subgelatinous (*sub-jel-at'-ĭn-us*) [*sub-, gelatin*] Partly gelatinous

subgemmal (*sub-jem'-al*) Beneath a taste bud

subgeneric (*sub jen-er'-ĭk*) Relating to a subgenus

subgeniculate (*sub jen ĭk'-ū-lāt*) Incompletely geniculate

subgenus (*sub-je'-nus*) A subordinate genus, a subdivision of a genus higher than a species

subgerminal (*sub jer'-mĭn-al*) [*sub , germ*] Situated beneath a germinal structure

subglenoid (*sub gle'-noid*) [*sub- glenoid*] Beneath the glenoid fossa, as *subglenoid* dislocation of the humerus

subglossal (*sub-glos'-al*) See *hypoglossal, sublingual*

subglossitis (*sub-glos-ī'-tĭs*) [*sub-, γλῶσσα*, tongue, *-itis*, inflammation] Inflammation of the tissues under the tongue See *ranula*

subglottic (*sub-glot'-ĭk*) See *infraglottic*

subgranular (*sub-gran'-ū-lar*). Slightly granular.

subgrundation (*sub-grun-da'-shun*) [Fr , *subgrondation*] The intrusion of one part of a cranial bone beneath another

subgyre (*sub'-jīr*) [*sub-; gyrus*] A gyre that is encroached upon or covered by another or *supergyre* (covering-gyre)

subhepatic (*sub-he-pat'-ĭk*) [*sub-, ἧπαρ*, liver] Situated beneath or on the under surface of the liver

subhumeral (*sub-hū'-mer-al*) [*sub-, humerus*] Below the humerus

subhyaloid (*sub-hi'-al-oid*). Beneath the hyaloid membrane of the eye.

subhyoid (*sub-hi'-oid*) [*sub-; hyoid*]. Beneath the hyoid bone. **s. bursa,** a bursa lying between the thyrohyoid membrane and hyoid bone and the conjoint insertion of the onohyoid, sternohyoid, and stylohyoid muscles. Syn., *Boyer's bursa.*

subicteric (*sub-ik-ter'-ik*) [*sub-; ἴκτερος*, jaundice]. Moderately or slightly icteric.

subicular (*sub-ik'-ū-lar*). Pertaining to the uncinate gyrus.

subiculum (*sub-ik'-ū-lum*) [*subex*, a layer] The uncinate gyrus. **s. promontorii,** support of the promontory; the posterior boundary of the fenestra vestibuli.

subiliac (*sub-il'-e-ak*) [*sub-; ilium*]. Pertaining to the subilium.

subilium (*sub-il'-e-um*) [*sub-; ilium*] The lowest portion of the ilium.

subimaginal (*sub-im-aj'-in-al*) [*sub-; imago*]. Having the character of a subimago.

subinfection (*sub-in-fek'-shun*) [*sub-; infection*]. 1. A slight degree of infection. 2. A chronic intoxication due to frequent small doses of a toxic agent introduced from without or produced within the body.

subinflammation (*sub-in-flam-a'-shun*) [*sub-; inflammation*]. A slight degree of inflammation.

subinflammatory (*sub-in-flam'-at-or-e*). Of the nature of a slight inflammation.

subintegumentary (*sub-in-teg-ū-men'-tar-e*) [*sub-, integumentum*, integument]. Situated beneath the integument.

subintestinal (*sub-in-tes'-tin-al*) [*sub-; intestinum*, intestine]. Situated beneath the intestines.

subintimal (*sub-in'-tim-al*). Beneath the intima

subintrance (*sub-in'-trans*) [*subintrare*, to enter secretly]. Anticipation of recurrence.

subintrant (*sub-in'-trant*). Entering secretly; applied to malarial fevers in which a new paroxysm begins before the termination of the preceding one.

subinvolution (*sub-in-vo-lū'-shun*) [*sub-; involutio*, a rolling up]. Imperfect involution. **s. of the uterus,** the imperfect contraction of the uterus after delivery.

subiodide (*sub-ī'-o-dīd*). That iodide of a series having the least iodine.

subitol (*sub'-it-ol*). Trade name of a compound of ammonia and sulphonic acid in organic combination; it resembles ichthyol and has been used in various skin diseases.

subjacent (*sub-ja'-sent*) [*sub-; jacere*, to lie]. Lying beneath.

subject (*sub'-jekt*) [*sub-; jacere*, to throw] 1. An individual that serves for purposes of experiment or study, or that is under observation or treatment 2. A cadaver. 3. The matter of a discourse.

subjective (*sub-jek'-tiv*) [*subject*]. 1. Pertaining to the individual himself. 2. Of symptoms, experienced by the patient himself, and not amenable to physical exploration. **s. sensation,** one not caused by external stimuli.

subjectivity (*sub-jek-tiv'-it-e*) [*subjicere*, to throw under]. Illusiveness.

subjectoscope (*sub-jek'-to-skōp*). An instrument for examining subjective visual sensations.

subjugal (*sub-joo'-gal*) [*sub-; jugum*, yoke]. Below the malar bone

subkatabolism (*sub-kat-ab'-ol-izm*). Katabolic stasis, a condition marked by inactivity, devitalization, and premature senility of the cells due to suboxidation, excessive strain, fatigue, etc.

sublamine (*sub'-lam-in*). A soluble compound of mercury sulphate and ethylenediamine containing 43 % of mercury. It is used as a disinfectant, and intramuscularly in syphilis. Dose 2–6 dr. (7.7–23.3 Cc.) of 1 % solution in normal salt solution.

sublaryngeal (*sub-lar-in'-je-al*) [*sub-; laryngeal*]. Situated below the larynx.

sublatio (*sub-la'-she-o*) [*sublatio*, removal]. 1. Removal; ablation. 2. Depression, or couching, of the lens in cataract. **s., retinal,** detachment of the retina.

sublation (*sub-la'-shun*). See *sublatio.*

subleukemia (*sub-lū-ke'-me-ah*). Hypoleukocythemia, *q. v.*

subligamen (*sub-li-ga'-men*) [*sub-; ligare*, to bind]. A form of truss used in hernia.

sublimate (*sub'-lim-āt*) [*sublimare*, to lift up high]. A substance got by sublimation. **s., corrosive,** mercuric chloride; see *mercury bichloride.*

sublimation (*sub-lim-a'-shun*). 1. The vaporization and condensation of a volatile solid. 2. Freud's term for diversion of sexual feelings to non-sexual aspirations or efforts.

sublime (*sub-līm*) [see *sublimate*]. 1. To subject to sublimation. 2. To undergo sublimation.

subliminal (*sub-lim'-in-al*) [*sub-; limen*, threshold]. Below the threshold of consciousness or of sensation. See *threshold.*

sublimis (*sub-li'-mis*) [L.]. Elevated; superficial, a qualification applied to certain muscles.

sublingual (*sub-ling'-gwal*) [*sub-; lingua*, tongue]. 1 Lying beneath the tongue. 2. Pertaining to the parts lying beneath the tongue.

sublinguitis (*sub-ling-gwi'-tis*) [*sub-; lingua*, tongue; *itis*, inflammation]. Inflammation of the sublingual gland.

sublobular (*sub-lob'-ū-lar*) [*sub-; lobule*]. Situated under a lobule. **s. veins,** the radicles of hepatic veins, at the base of a cluster of lobules.

sublumbar (*sub-lum'-bar*) [*sub-; lumbus*, loin]. Situated under the loins.

subluxation (*sub-luks-a'-shun*) [*sub-; luxation*]. Incomplete luxation; sprain.

sublymphemia (*sub-lim-fe'-me-ah*). Same as hypolymphemia, *q. v.*

submalleolar (*sub-mal-e'-o-lar*) [*sub-; malleolus*]. Under the malleoli. **s. amputation,** removal of the foot at the ankle-joint.

submammary (*sub-mam'-a-re*) [*sub-; mamma*, breast]. Situated beneath the breast.

submarginal (*sub-mar'-jin-al*) [*sub-; margin*]. Situated near the border or margin.

submarine (*sub-mar-ēn*) [*sub-; marine*]. A dental term applied to conditions and materials in the treatment and management of which the parts are filled with the fluids of the mouth.

submaxilla (*sub-maks-il'-ah*). The lower jaw.

submaxillaritis (*sub-maks-il-ar-i'-tis*) [*sub-; maxilla*, jaw; *itis*, inflammation]. Inflammation of the submaxillary gland.

submaxillary (*sub-maks'-il-a-re*) [*sub-; maxilla*]. 1. Lying beneath the lower maxilla, as the *submaxillary* gland. 2. Pertaining to the submaxillary gland.

submaxillitis (*sub-maks-il-i'-tis*). Inflammation of the submaxillary gland.

submedial (*sub-me'-de-al*) [*sub-; medius*, middle]. Situated beneath or near the middle.

submembranous (*sub-mem'-bra-nus*) [*sub-; membrana*, a membrane]. Somewhat membranous.

submeningeal (*sub-men-in'-je-al*). Beneath the meninges.

submental (*sub-men'-tal*) [*sub-*; *mentum*, chin]. Situated under the chin.

submerge (*sub-merj'*) [*sub-*; *mergere*, to dip. To place under the surface of a liquid.

submersion (*sub-mer'-shun*) [*submerge*]. The act of submerging; the condition of being under the surface of a liquid.

submesaticephalic (*sub-mes-at-e-sef-al'-ik*). Having a cephalic index of 75° to 76°.

submetallic (*sub-met-al'-ik*) [*sub-*; *metallum*, metal]. To a certain extent metallic.

submicron (*sub-mi'-kron*). A colloid particle visible by aid of the ultramicroscope.

submicroscopic (*sub-mi-kro-skop'-ik*). Pertaining to a particle which is visible by the aid of the ultramicroscope.

submissio (*sub-mis'-e-o*) [L.]. A lowering. **s. cordis**, the systole of the heart.

submorphous (*sub-mor'-fus*) [*sub-*; *μορφή*, form]. Having the characters both of a crystalline and of an amorphous body; applied to calculi.

submucosa (*sub-mū-ko'-sah*) [*sub-*; *mucosus*, mucous]. The layer of fibrous connective tissue that attaches the mucous membrane to the subjacent parts.

submucous (*sub-mū'-kus*) [*sub-*; *mucous*]. Situated beneath a mucous membrane.

submuscular (*sub-mus'-kū-lar*) [*sub-*; *muscular*]. Beneath a muscle.

subnarcotic (*sub-nar-kot'-ik*). Moderately narcotic.

subnasal (*sub-na'-zal*) [*sub-*; *nasus*, nose]. Situated below the nose. **s. point.** See under *craniometric point.*

subneural (*sub-nū'-ral*) [*sub-*; *νεῦρον*, nerve]. Situated under the neuron or under a nerve. **s. gland**, the homologue in the amphioxus of the hypophysis of higher vertebrates.

subnitrate (*sub-ni'-trāt*) [*sub-*; *nitrate*]. A basic nitrate

subnodal (*sub-no'-dal*) [*sub-*; *nodus*, node]. Behind or under a node.

subnormal (*sub-nor'-mal*) [*sub-*; *norma*, rule] Below normal.

subnormality (*sub-nor-mal'-it-e*). The condition of being subnormal.

subnotochordal (*sub-no-to-kord'-al*). Below the notochord

subnucleus (*sub-nū'-kle-us*) [*sub-*; *nucleus*] Any one of the smaller groups of cells into which a large nerve-nucleus is divided by the passage through it of nerve-bundles.

subnutrition (*sub-nū-trish'-un*) Defective nutrition.

suboccipital (*sub-ok-sip'-it-al*) [*sub-*; *occiput*]. Situated beneath the occiput.

suboccipitobregmatic (*sub-ok-sip-it-o-breg-mat'-ik*) [*sub-*; *occiput*; *bregma*]. Situated in the region extending from the bregma to beneath the occiput.

subocular (*sub-ok'-ū-lar*) [*sub-*; *oculus*, eye]. Beneath the eye.

subopercular (*sub-o-per'-kū-lar*) [*sub-*; *operculum*, lid]. Pertaining to a suboperculum.

suboperculum (*sub-o-per'-kū-lum*) [*sub-*; *operculum*, lid]. A gyrus of the brain between the presylvian and subsylvian fissures; the orbital operculum.

suboptic (*sub-op'-tik*). Same as *suborbital.*

suboral (*sub-o'-ral*) [*sub-*; *os*, *oris*, mouth]. Beneath the mouth.

suborbicular, suborbiculate (*sub-or-bik'-ū-lar, sub-or-bik'-ū-lāt*) [*sub-*; *orbicular*]. Almost orbicular.

suborbital (*sub-or'-bit-al*) [*sub-*; *orbit*]. Beneath the orbit. Synonym of infraorbital.

subordination (*sub-or-din-a'-shun*) [*sub-*; *ordo*, order]. The condition of being under subjection or control; the condition of organs that depend upon or are controlled by other organs.

suboxidation (*sub-oks-id-a'-shun*). Deficient oxidation.

suboxide (*sub-oks'-īd*) [*sub-*; *ὀξύς*, acid]. One of two oxides containing the less oxygen.

subpallial (*sub-pal'-e-al*) [*sub-*; *pallium*, a mantle]. Beneath the pallium.

subpapular (*sub-pap'-ū-lar*). Indistinctly papular.

subparalytic (*sub-par-al-it'-ik*) [*sub-*; *paralytic*]. Slightly paralytic.

subparietal (*sub-par-i'-et-al*) [*sub-*; *paries*, wall]. Situated beneath the parietal bone, convolution, or fissure.

subpatellar (*sub-pat-el'-ar*) [*sub-*; *patella*, knee-cap]. Situated beneath the patella.

subpectoral (*sub-pek'-tor-al*) [*sub-*; *pectus*, chest]. Situated beneath the chest.

subpeduncular (*sub-pe-dung'-kū-lar*) [*sub-*; *pedunculus*, peduncle]. Situated beneath a peduncle. **s. lobe**, the *flocculus*, *q. v.*

subpelviperitoneal (*sub-pel-ve-per-it-on-e'-al*). Beneath the pelvic peritoneum.

subpericardial (*sub-per-e-kar'-de-al*) [*sub-*; *pericardium*]. Situated beneath the pericardium.

subpericranial (*sub-per-e-kra'-ne-al*). Beneath the pericranium.

subperiosteal (*sub-per-e-os'-te-al*) [*sub-*; *periosteum*]. Beneath the periosteum. **s. operation**, excision of bone without removing the periosteum.

subperitoneal (*sub-per-e-ton-e'-al*) [*sub-*; *peritoneum*]. Beneath the peritoneum.

subperitoneoabdominal (*sub-per-it-on-e-o-ab-dom'-in-al*). Beneath the abdominal peritoneum.

subperitoneopelvic (*sub-per-it-on-e-o-pel'-vik*). Beneath the peritoneum of the pelvis.

subpersonal (*sub-per'-son-al*). Having individuality in a very slight degree.

subpetrosal (*sub-pet-ro'-sal*). Below the petrosa.

subpharyngeal (*sub-far-in'-je-al*) [*sub-*; *pharynx*]. Beneath the pharynx.

subphrenic (*sub-fren'-ik*). Synonym of *subdiaphragmatic.*

subpial (*sub-pi'-al*) [*sub*, under; *pia*]. Situated or occurring beneath the pia.

subplacenta (*sub-pla-sent'-ah*). The decidua vera.

subplacental (*sub-plas-en'-tal*). 1. Situated beneath the placenta. 2. Pertaining to the decidua vera.

subplantigrade (*sub-plant'-e-grād*). Incompletely plantigrade, walking with the heel slightly elevated.

subpleural (*sub-ploo'-ral*) [*sub-*; *pleura*]. Beneath the pleura.

subplexal (*sub-pleks'-al*) [*sub*, under; *plexus*]. Lying under a plexus of the brain.

subpontile (*sub-pon'-tīl*) [*sub*, under; *pons*]. Situated or occurring beneath the pons.

subpontine (*sub-pon'-tīn*) [*sub-*; *pons*]. Beneath the pons.

subpreputial (*sub-pre-pū'-she-al*) [*sub-*; *preputium*, prepuce]. Beneath the prepuce.

subprostatic (*sub-pros-tat'-ik*) [*sub*, under; *prostate*] Beneath the prostate gland.

subpubic (*sub-pū'-bik*) [*sub-*; *pubes*, pubis]. Situated beneath the pubic arch or symphysis.

subpulmonary (*sub-pul'-mon-a-re*) [*sub-; pulmo*, the lung]. On the ventral side of the lungs.

subpyramidal (*sub-pir-am'-id-al*) [*sub*, under; *pyramis*, pyramid]. 1. Beneath a pyramid. 2. Approximately pyramidal.

subreniform (*sub-ren'-if-orm*) [*sub*, under; *ren*, kidney; *forma*, form]. Shaped somewhat like a kidney.

subresin (*sub-rez'-in*) [*sub*, under; *resina*, resin]. That ingredient of a resin which is soluble in boiling alcohol, but is precipitated on cooling.

subretinal (*sub-ret'-in-al*) [*sub-; retina*]. Beneath the retina.

subrostral (*sub-ros'-tral*). Situated beneath the rostrum of the corpus callosum.

subsacral (*sub-sa'-kral*) [*sub*, under; *sacrum*]. Situated or occurring ventrad of the sacrum.

subsalt. A basic salt.

subsartorial (*sub-sar-tor'-e-al*). Situated beneath the sartorius muscle.

subsaturation (*sub-sat-ū-ra'-shun*). Incomplete saturation.

subscapular (*sub-skap'-ū-lar*) [*sub-; scapula*]. 1. Beneath the scapula, as the *subscapular* muscle, or subscapularis. 2. Pertaining to the subscapular muscle.

subscapularis (*sub-skap-ū-la'-ris*). See under *muscle*.

subscleral (*sub-skle'-ral*). Beneath the sclera.

subsclerotic (*sub-skle-rot'-ik*) [*sub*, under; σκληρός, hard]. 1. Beneath the sclerotic or the sclera. 2. Slightly sclerosed or sclerotic.

subscription (*sub-skrip'-shun*) [*sub-; scribere*, to write]. That part of a prescription containing the directions to the pharmacist, indicating how the ingredients are to be mixed and prepared.

subsensation (*sub-sen-sa'-shun*). A subordinate sensation.

subseptal (*sub-sep'-tal*). Situated below a septum.

subseptate (*sub-sep'-tāt*) [*sub-; septum*, a hedge]. Partially divided.

subserous (*sub-se'-rus*) [*sub-; serous*]. Beneath a serous membrane.

subserrate (*sub-ser'-āt*). Slightly serrate.

subsibilant (*sub-sib'-il-ant*). Having a sound like muffled whistling.

subsidence (*sub'-sid-ens*, or *sub-si'-dens*) [*sub*, under; *sedere*, to sit]. The gradual cessation and disappearance of an attack of disease.

subsigmoid (*sub-sig'-moid*) [*sub*, under; *sigmoid*]. Under the sigmoid cavity or flexure. **s. fossa**, a fossa bounded in the median line by the attached mesentery of the sigmoid flexure, and above by the limit of the attachment of the mesentery of the descending colon. It may be seen by lifting the sigmoid flexure of the large intestine, and varies much in size in different individuals.

subsistence (*sub-sis'-tens*) [*sub*, under; *sistere*, to stand]. That which nourishes or gives support. Food.

subsoil (*sub'-soil*). The under-soil. **s. water**, water which has penetrated the soil, and is found immediately above the first impervious stratum.

subspinous (*sub-spi'-nus*) [*sub-; spine*]. 1. Beneath a spine. 2. Beneath the spinal column. **s. dislocation**, luxation of the head of the humerus below the spine of the scapula.

subspiral (*sub-spi'-ral*) [*sub*, under; *spira*, coil]. Somewhat spiral.

subsplenial (*sub-sple'-ne-al*) [*sub*, under; σπλήνιον, a bandage]. Beneath the splenium.

substage (*sub'-stāj*). The parts beneath the stage of a microscope, including the diaphragm, condenser, illuminator, and other accessories.

substance (*sub'-stans*) [*substantia*, substance]. 1. The material of which anything is composed. 2. A tissue. **s., alible**, the portion of the chyme which is utilized for nourishing the body. **s., alimentary**, an article of food. **s., basis**, the intercellular or ground-substance. **s., cell-**, cell-protoplasm. **s., contractile.** 1. Living protoplasm which has the property of contracting. 2. The contractile portion of a muscular fiber. **s., cortical**, the peripheral portion of an organ, situated just beneath the capsule. **s., gray.** See *substantia cinerea*. **s., ground-**, homogeneous matrix or intracellular substance of a tissue in which the cellular elements and fibers are embedded. **s., haptophorous**, a toxoid. **s., immune**, the immune body. **s., interfilar.** See *enchylema*. **s., interstitial.** 1. The connective tissue of an organ. 2. Achromatin. **s., intertubular**, the matrix of dentine in which the dentinal canals are placed. **s., intervertebral**, the intervertebral discs **s., living**, protoplasm. **s., medullary.** 1. The part of an organ constituting its central in contradistinction to its peripheral or cortical portion. 2. The tissue forming the medulla, as in bone. **s., parietal**, the matrix of the cartilage. **s. of Rolando.** See *substantia gelatinosa*. **s., Rollet's secondary.** See *disc, interstitial*. **s., Rovidas' hyaline**, a nucleoproteid, insoluble in water, forming a large proportion of the constituents of pus-corpuscles. It expands into a tough, slimy mass when treated with a 10% common salt solution. It is soluble in alkalies, but quickly changed by them **s., sarcous**, the substance of a sarcous element. **s. of Schwann, white**, the medullary sheath of a nerve-fiber. **s. sensibilisatrice**, Bordet's name (1899) for the intermediate body. **s., Stilling's gelatinous**, the gelatinous substance surrounding the central canal of the spinal cord. **s., supporting**, a supporting tissue, as the neuroglia and connective tissue. **s., white reticular**, the reticulated layer of white tissue on the anterior half of the uncinate convolution.

substandard (*sub-stand'-ard*). Below the standard requirements.

substantia (*sub-stan'-she-ah*) [L.]. Substance. **s. alba**, the white fibrous tissue of the brain and nerves. Syn, *alba*. **s. cinerea**, the gray matter of the nervous system. **s. corticalis.** See *substance, cortical*. **s. eburnea**, dentine. **s. ferruginea.** Synonym of *locus cinereus*. **s. filamentosa dentium**, a name given by Malpighi to the enamel of the teeth. **s. fusca.** See *locus niger*. **s. gelatinosa**, that part of the gray matter of the cord which caps the head of the posterior horns and surrounds the central canal. **s. gelatinosa centralis**, the light zone surrounding the central canal of the developing spinal cord. **s. glomerulosa**, the cortical substance of the kidney. **s. grisea**, the gray matter of the spinal cord. **s. grisea centralis.** See *entocinerea*. **s. hyalina**, Leydig's term for the interreticular portion of protoplasm. **s. intermedia**, the portion of the cerebellar substance situated between the cortical and the central gray matter. **s. medullaris**, the medullary substance of the kidney; also, of a hair. **s. nigra**, the locus niger. **s. opaca**, Leydig's term for the reticulum of protoplasm. **s. ossea**, cement. **s. ossea dentium**, a name given by

Malpighi to dentine **s. perforata anterior,** one of two perforated spaces at the base of the brain bounded by the olfactory trigone and the optic chiasm and tract. **s. perforata posterior,** a perforated area between the peduncles of the brain **s. primaria,** the medullary portion of the central nervous system **s. propria,** the essential tissue of an organ, especially the modified connective-tissue lamellæ of the cornea, also the middle or fibrous tissue layer of the tympanic membrane **s. reticularis,** the network of nerve fibers and gray matter found in the deep parts of the medulla and in the pons **s rubra** (*lienis*), the splenic pulp **s. spongiosa,** the entire gray matter of the cord except those parts occupied by the s gelatinosa **s. striata,** synonym of enamel **s vasculosa,** the pulp of the spleen

substernal (*sub-stur'-nal*) [*sub-, sternum*] Beneath the sternum

substernomastoid (*sub-ster-no-mas'-toid*). Situated beneath the sternomastoid muscle

substitution (*sub sĭst u' shun*) [*sub , statuere*, to place] The replacement of one thing by another In chemistry the replacing of one or more elements or radicals in a compound by other elements or radicals

substratum, substrate (*sub-stra'-tum, sub'-strāt*) [*sub stratum*, a layer] 1 An under layer 2 A substance upon which an enzyme acts

substriate (*sub strī'-at*) [*sub-, stria*] Having imperfect striæ

subsulphate (*sub-sul' fat*) [*sub , sulphur*] A basic sulphate

subsultory (*sub-sul' tor-e*) [*sub-, saltire*, to leap] Leaping, twitching

subsultus (*sub sul' tus*) [see *subsultory*] A morbid jerking or twitching **s clonus.** See *s tendinum* **s. tendinum,** involuntary twitching of the muscles, especially of the hands and feet, seen in low fevers

subsylvian (*sub sĭl'-ve-an*) Beneath the Sylvian fissure

subsynovial (*sub-sĭ no' ve-al*) [*sub , synovia* synovia] Situated within a synovial sac

subtarsal (*sub-tar'-sal*) Below the tarsus

subtegmen (*sub-teg'-men*) [*subtexere*, to weave under] Weft **s. formicis,** in the fornix the layer of nerve-fibers situated beneath the superficial longitudinal bundles

subtegumental (*sub-teg-ū-men'-tal*) [*sub-, tegumentum*, a cover] Subcutaneous

subtemporal (*sub-tem'-por-al*) [*sub-, tempus*, temple] Situated beneath the temporal bone or muscle, or below the temple

subtenial (*sub-te'-ne-al*) Situated beneath the tenia

subternatural (*sub-ter-nat'-ū-ral*) [*subter*, below, *natura*, nature] Below what is natural

subtertian (*sub ter'-shen*) [*sub-, tertius*, third] See remittent fever under *fever*

subtetanic (*sub-tet-an'-ik*) Pertaining to convulsions which are not distinctly clonic or tonic

subthalamic (*sub-thal-am'-ik*) [*sub-, θάλαμος*, thalamus] Beneath the optic thalamus

subthalamus (*sub-thal'-am-us*) See *hypothalamus*

subthoracic (*sub-tho-ras'-ik*) [*sub-, thorax*] Situated below the thorax

subthyroideus (*sub-thī-roid'-e-us*) An anomalous bundle of fibers uniting the inferior and lateral thyroarytenoid muscles

subtrapezial (*sub-tra-pe'-ze-al*) Beneath the trapezium

subtrochanteric (*sub tro kan-ter'-ik*) [*sub-, trochanter*] Below the trochanter

subtrochlear (*sub-trok'-le-ar*) [*sub-, trochlear*]. Beneath the trochlea

subtropical (*sub trop'-ik al*) Pertaining to regions almost tropical in climate

subtuberal (*sub-tū -ber-al*). Situated beneath a tuber

subtympanitic (*sub-tim-pan-ĭt'-ik*) See *hypotympanic*

sububeres (*sub-ū'-ber-ēz*) [*sub-; ubera*, the breasts]. Children at the breast Suckling children

subumbilical (*sub-um-bĭl'-ik-al*) Situated below the umbilicus

subungual, subunguial (*sub-un'-gwal, sub-ung'-gwe-al*) [*sub-, unguis*, nail] Beneath the nail

suburethral (*sub-ū-re'-thral*) [*sub-; urethra*]. Beneath the urethra

subvaginal (*sub vaj'-ĭn al*) [*sub-, vagina*, sheath] 1 Beneath a sheath 2 Below the vagina. **s. space,** the space beneath the sheath of dura mater surrounding the optic nerve

subvertebral (*sub-ver'-te-bral*) [*sub-, vertebra*] Beneath a vertebra

subvirile (*sub-vir'-il*) Deficient in virility

subvitrinal (*sub vĭt'-rĭn-al*). Beneath the vitreous humor

subvola (*sub-vo'-lah*) [*sub-, vola*, the palm of the hand] 1 The space between the second and fifth fingers 2 See *hypothenar*

subvolution (*sub vo-lu'-shun*) [*sub-, volvere*, to roll]. A method of operating (as is done for pterygium) in which a flap is turned over so that an outer or cutaneous surface comes in contact with a raw, dissected surface Adhesions are thus prevented

subwaking (*sub-wa'-kĭng*) Pertaining to the condition between sleeping and waking

subzonal (*sub-zo'-nal*) [*sub-, ζωνη*, zone] Beneath the zona pellucida

subzygomatic (*sub-zĭ-go-mat'-ik*) [*sub-, zygoma*] Below the zygoma

succagogue, succagog (*suk'-ag-og*) [*succus*, juice; *ἀγωγός*, a leading] 1 A drug which stimulates the secretory function 2 An agent which stimulates the flow of a digestive juice, particularly the gastric juice

succedaneous (*suk se-da'-ne-us*) [*succedere*, to take the place of] Relating to or acting as a succedaneum

succedaneum (*suk-se-da'-ne-um*) [see *succedaneous*] A substitute **s., caput.** See *caput succedaneum*

succenturiate (*suk-sen-tū'-re-āt*) [*succenturiare*, to receive as a substitute]. Accessory. **s. kidney,** the suprarenal body

succi (*suk'-ī*) [L] Genitive and plural of *succus*, *q v*

succiferous (*suk-sĭf'-er-us*) [*succus*, juice, *ferre*, to bear] Producing sap

succinamic acid (*suk-sĭn-am'-ik*) [*succinum*, amber], $C_4H_7NO_3$ A crystalline monobasic acid, of pleasant acid taste

succinamide (*suk-sĭn'-am-id*) [*succinum*, amber, *amide*], $C_4H_8N_2O_2$ A substance produced by shaking succinic ester with aqueous ammonia. It is a white powder, insoluble in water and in alcohol, is crystallized from hot water in needles.

succinate (*suk'-sĭn-āt*) [*succinum*, amber] A salt of succinic acid

succinctum (*suk-sĭngk'-tum*) Synonym of *diaphragm*

succinic acid (*suk-sĭn'-ik*). See *acid, succinic*

succinimide (*suk-sin'-im-id*) [*succinum*, amber]. $C_4H_5NO_2$. A crystalline substance produced by gentle ignition of the anhydride in a current by dry ammonia. It crystallizes from acetone in rhombic octahedra without any water; when anhydrous, it melts at 126° C. and boils at 288° C.

succinin (*suk'-sin-in*) [*succinum*, amber], $C_7H_{10}O_2$. 1. A dark-brown substance produced when equal parts of succinic acid and glycerin are heated together to about 230° C. 2. The insoluble portion of amber.

succinol (*suk'-sin-ol*) [*succinum*, amber; *oleum*, oil]. A refined oil of amber.

succinone (*suk'-sin-ōn*) [*succinum*, amber]. An oily liquid obtained in the dry distillation of calcium succinate It has a decided empyreumatic odor.

succinonitril (*suk-sin-o-ni'-tril*). Ethylene cyanide, $C_4H_4N_2$, a crystalline body.

succinoresinol (*suk-sin-o-rez'-in-ol*). A resinol obtained from amber.

succinous (*suk'-sin-us*). Pertaining to amber.

succinum (*suk-si'-num*) [L.]. Amber, a fossil resin found in the alluvial deposits of Central Europe, and thought to be derived from an extinct species of pine It contains a volatile oil, *oleum succini*, used in hysteria, whooping-cough, amenorrhea, and locally as a rubefacient in chronic rheumatism, whooping-cough, and infantile convulsions. Dose 5–15 min. (0.32–1.0 Cc).

succorrhea, succorrhœa (*suk-or-e'-ah*) [*succus*; *ῥεῖν*, to flow]. An excessive flow of a secretion. **s., pancreatic,** a pathological increase of the pancreatic juice when the secretory innervation of the gland is exaggerated.

succory (*suk'-or-e*). The chicory, *Cichorium intybus* See *chicory*.

succuba (*suk'-ū-bah*) [*sub-*; *cumbere*, to lie; pl., *succubæ*]. A female demon formerly believed to consort with men in their sleep Cf. *incubus* (2).

succubate (*suk'-ū-bāt*) [*succubare*, to lie under]. To have carnal knowledge of a man

succubus (*suk'-ū-bus*) [L.: *pl.*, *succubi*]. A male demon, once considered to be the counterpart of the succuba.

succulent (*suk'-ū-lent*) [*succus*]. Juicy.

succursal (*suk-ur'-sal*) [*succursalis*, subsidiary]. Subsidiary. **s. hospital,** or **asylum,** a branch provincial hospital, usually for mild cases.

succus (*suk'-us*) [L.]. 1. A vegetable juice. 2. An animal secretion. **s. anisi ozonatus.** See *manol*. **s. entericus,** the intestinal juice, secreted by the glands of the intestinal mucous membrane. It is thin, opalescent, alkaline, and has a specific gravity of 1011. Its chief function is probably to act as a diluent. It contains an amylolytic and a proteolytic ferment. **s. gastricus,** the gastric juice. **s. glandulæ suprarenalis,** liquid extract of suprarenal extract. **s. intestinalis.** Same as *s. entericus*. **s. pancreaticus,** the pancreatic juice. **s. prostaticus,** the prostatic fluid, a constituent of the semen. **s. spissatus,** any extract prepared by evaporation of the natural juice of a plant.

succuss (*suk-kus'*). To make succussion.

succussion (*suk-ush'-un*) [*succutere*, to shake up]. A shaking, especially of the individual from side to side, for the purpose of determining the presence of fluid in a cavity or hollow organ of the body. **s.-sound, s.-splash,** the peculiar splashing sound heard when the patient is shaken in hydropneumothorax or pyopneumothorax, or in cases of dilated stomach containing fluid.

sucholoalbumin (*sū-ko-lo-al'-bū-min*) [*σύς*, swine; *χολή*, bile; *albumin*]. A poisonous proteid classed among the albumoses obtained from cultures of the bacillus of hog cholera.

sucholotoxin (*sū-ko-lo-toks'-in*) [*σύς*, swine; *χολή*, bile; *τοξικόν*, poison]. A feebly toxic base obtained by de Schweinitz from cultures of swine-plague bacillus. Cf. *susotoxin*.

suck (*suk*) [*sugere*, to draw in]. To take nourishment, as a babe, at the breast; to draw in with the aid of the mouth.

sucking (*suk'-ing*) [*sugere*, to suck]. Giving suck; nursing; drawing with the mouth. **s.-bottle,** a nursing-bottle. **s.-pad,** a fatty mass on the outer side of the buccinator muscle, well developed in infants.

suckle (*suk'-l*) [*sugere*, to suck]. To give suck. To nurse at the breast.

suckling (*suk'-ling*) [*sugere*, to suck]. A suckling child; a nursling.

sucramin (*sū-kram'-in*). The ammoniacal salt of saccharin. A sweetening agent differing from saccharin in its insolubility in the solvents of that substance.

sucrate (*sū'-krāt*). A chemical compound containing sucrose.

sucrol (*sū'-krol*). See *dulcin*.

sucrose (*sū'-krōs*). See *saccharum*.

suction (*suk'-shun*) [*suctio*, a sucking]. The act of sucking. **s.-plate,** in dentistry, a plate constructed so as to be held in place by atmospheric pressure.

suctorial (*suk-to'-re-al*) [*sugere*, to suck]. Pertaining to, or suitable for sucking.

sudamen (*sū-da'-men*) [*sudor*, sweat]. An eruption of translucent, whitish vesicles, due to a non-inflammatory disturbance of the sweat-glands, consisting in a collection of sweat in the ducts of the sweat-glands or beneath the epidermis, and occurring in fevers and profuse sweating.

sudamina (*sū-dam'-in-ah*). Plural of *sudamen*.

sudaminal (*sū-dam'-in-al*) [*sudare*, to sweat]. Of the nature of sudamina.

sudan (*sū-dan'*), $C_{20}H_{14}N_{12}O$. A diazo-compound from alphanaphthalamine with naphthol, a brown powder used as a stain, soluble in alcohol, ether, fats, and oils. Syn., *pigment brown*. **S. III,** $C_{22}H_{16}N_4O$, a diazo-compound from amidoazobenzene and betanaphthol; a brown powder, soluble in alcohol, ether, benzene, petroleum ether, oils, and fats. **s. yellow g,** $C_{12}H_{10}N_2O_2$, a diazo-compound from anilin and resorcinol; a brown powder used as a stain, soluble in alcohol, fats, and oils.

sudanophile (*sū-dan'-o-fil*). A leukocyte which, owing to fatty degeneration, is stained readily by sudan III.

sudation (*sū-da'-shun*) [*sudor*]. The act of sweating.

sudatoria (*sū-dat-o'-re-ah*). See *ephidrosis* and *miliaria*.

sudatorium (*sū-dat-o'-re-um*) [*sudor*]. 1. A hot-air bath. 2. A room for the administration of a hot-air bath.

sudol (*sū'-dol*). A preparation used to check excessive sweating, said to consist of wool-fat and glycerol with 30 % of formaldehyde and oil of wintergreen.

sudolorrhea (*sū-do-lor-e'-ah*) [*sudare*, to sweat; *oleum*, oil; *ῥοία*, a flow]. Synonym of *eczema seborrhæicum*.

sudomotor (*sū-do-mo'-tor*) [*sudor*, sweat; *motor*, mover]. Sudoriferous. **s. nerves**, the nerves which excite the sweat-glands to activity.

sudor (*sū'-dōr*) [L.]. Sweat. **s. anglicus.** See *miliaria*. **s. cruentus.** Synonym of *hematidrosis*. **s. nocturnus**, night-sweat. **s. sanguinosus.** See *hematidrosis*. **s. urinosus.** See *uridrosis*.

sudoral (*sū-dor-al*) [*sudor*]. Pertaining to or characterized by sweating.

sudoresis (*sū-dor-e'-sis*). Excessive sweating.

sudoriferous (*sū-dor-if'-er-us*) [*sudor; ferre*, to bear]. Producing sweat.

sudorific (*sū-dor-if'-ik*) [*sudor; facere*, to make]. 1. Inducing sweating. 2. An agent inducing sweating.

sudorikeratosis (*sū-dor-e-ker-a-to'-sis*). Keratosis of the sudoriferous ducts.

sudoriparous (*sū-dor-ip'-ar-us*) [*sudor; parere*, to beget]. Secreting sweat.

suet (*sū-et*) [*sebum*, suet]. The internal fat of the abdomen of the sheep or cattle. **s., mutton-** (*sevum præparatum*, U. S P., B. P.), consists of stearin, palmitin, and olein, and is used as an emollient and in the preparation of ointments. **s. prepared**, sevum preparatum, see *suet, mutton*.

suffocation (*suf-o-ka'-shun*). Interference with the entrance of air into the lungs by means other than external pressure on the trachea.

suffocative catarrh. Capillary bronchitis

suffraginis (*suf-raj'-in-is*) [*suffrago*, hock]. The large pastern-bone, a very compact bone in the foot of a horse, set in an oblique direction downward and forward, and extending from the cannon-bone to the coronet

suffraginous (*suf-raj'-in-us*) [*suffrago*, hock]. Pertaining to the suffrago of the horse.

suffrago (*suf-ra'-go*) [L.: *gen., suffraginis; pl., suffragines*]. The hock of a horse's hind leg, whose convexity is backward. It corresponds to the human heel.

suffumigation (*suf-ū-mig-a'-shun*) [*suffumigatio*]. 1. Fumigation. 2. A substance used for fumigation.

suffumigium (*suf-ū-mij'-e-um*) [L.: *pl., suffumigia*]. A medicinal smoke, vapor, or fumigation.

suffusion (*suf-ū'-zjun*) [*sub-; fundere*, to pour]. 1. A spreading or flow of any fluid of the body into surrounding tissue; an extensive superficial extravasation of blood. 2. The pouring of water upon a patient as a rem dial measure

sugar (*shoog'-ar*) [M.E., *suger*, sugar]. The generic name of a class of sweet carbohydrates. See *saccharum*. Chemically, sugars are divided as follows *cane-sugar*, $C_{12}H_{22}O_{11}$; *glucose* (*grape-sugar* or *starch-sugar*), $C_6H_{12}O_6$; *lactose*, *sugar of milk;* and *inosit*, a variety found in certain muscular tissues and in the juice of asparagus. **s., acid of**, oxalic acid. **s., acorn**, quercite. **s., beet-**, saccharose obtained from species of *Beta*, especially the common beet, *Beta vulgaris*. **s., brown**, an impure cane sugar. **s., cellulose**, sugar derived from cellulose; it has the same formula and properties as glucose. **s. chestnut**, glucose **s.-coated**, coated with sugar, as some pills. **s., date-**, sugar from the fruit of *Phœnix dactylifera*. **s., diabetic**, glucose. **s., fruit-**, levulose. **s., grape-**, glucose in the solid state. **s., gum**, arabinose. **s., honey**, glucose. **s.-house eczema**, an eczema sometimes observed in laborers employed in sugar refineries. **s., invert.** See *invert-sugar*. **s. of lead**, plumbi acetas. **s., left-rotating**, levulose. **s., Leo's.** See *laiose*. **s., liver**, another name for glucose which is derived from the liver; glycogen. **s. of malt**, maltose. **s., manna.** Synonym of *mannite*. **s., maple**, saccharose obtained from the sugar-maple. **s., meat**, inosit. **s. of milk.** See *lactose*. **s.-mite**, an acarid of the genus *Glyciphagus* that infests certain unrefined commercial sugar, and is said to be a cause of grocers, itch. **s., mucin**, levulose. **s., muscle**, inosite. **s., refined**, purified cane-sugar. **s.-teat**, a nipple-shaped linen rag containing a lump of sugar. It is given (by those who know no better) to an infant to quiet it.

sugarine (*shoog'-ar-ēn*). Methylbenzol-sulphinide, a compound said to have 500 times greater sweetening power than sugar.

sugent (*sū'-jent*) [*sugere*, to suck]. Sucking; absorbent.

suggescent (*suj-es'-ent*). Fitted for sucking.

suggestible (*suj-es'-tib-l*) [*suggestion*]. Amenable to suggestion.

suggestion (*suj-es'-chun*) [*suggerere*, to suggest, from *sub*, under; *gerere*, to bring]. 1. The artificial production of a certain psychic state in which the individual experiences such sensations as are suggested to him or ceases to experience those which he is instructed not to feel. 2. The thing suggested. **s., hypnotic**, the command to do certain acts given the subject while in the hypnotic stage, and causing him to execute these acts after his return to his normal condition. **s., self-**, a suggestion conveyed by the subject from one stratum of his personality to another without external intervention. **s.-therapy**, treating disordered states by means of suggestion. *Psthiatism*.

suggestionist (*suj-es'-chun-ist*). One who treats disease by means of suggestion.

suggestionize (*suj-es'-chun-iz*). To treat a person by suggestion.

suggestotherapist (*suj-est-o-ther'-a-pist*). One who treats disease by means of suggestion.

suggillation, sugillation (*suj-il-a'-shun*) [*suggillare*, to beat black and blue]. An ecchymosis or bruise.

suicidal (*sū-is-i'-dal*) [*sui*, of himself; *cædere*, to kill] Self-destroying; having a tendency to suicide.

suicide (*sū'-is-īd*) [*sui*, of himself; *cædere*, to kill]. 1. The intentional taking of one's own life; self-murder. 2. One who takes his own life.

suint (*swint*) [Fr]. A soapy substance rich in potash and cholesterin, derivable from sheep's wool. Lanolin, agnin, and potash salts are obtained from it.

sulcal (*sul'-kal*). Pertaining to a sulcus.

sulcate (*sul'-kāt*) [*sulcus*]. Furrowed; grooved.

sulciform (*sul'-sif-orm*) [*sulcus*, a furrow; *forma*, form]. Like a groove or sulcus.

sulculus (*sul'-kū-lus*). A small sulcus.

sulcus (*sul'-kus*) [L.; *pl., sulci*]. A furrow or groove; applied especially to the fissures of the brain. See under *fissure*. 2. A furrow on the mesal or ventricular surface of the brain. **s. ad aquæductum vestibuli.** See *fossa, sulciform*. **s. cacuminal**, in comparative neurology, one beginning at the laterocephalic angle of the flocculus and curving around in a direction caudodorsomesad usually fuses with its opposite from the other pileum. **s. centralis**, the central fissure or *fissure of Rolando, q. v.* **s. chiasmatis**, the optic groove of the sphenoid bone. **s. cinguli**, the callosomarginal fissure. **s. costæ**, the subcostal groove. **s. circularis Reilii**, the circuminsular fissure bounding the insula. **s., culminal**, in comparative neurology, one dividing the culmen from the central lobe and extend-

ing laterad to the mesal border of the middle cerebellar peduncle. **s., Ecker's,** the anterior or transverse occipital sulcus, usually joined to the horizontal part of the interparietal sulcus. **s., floccular,** in comparative neurology, a sulcus separating the flocculus from the pileum and from the surface of the middle cerebellar peduncle. It arises just dorsad of the auditory nerve and extends dorsocaudoventrad in the form of a loop to the caudal limit of the flocculus. **s. frontalis superior, medius,** and **inferior,** the superfrontal, medifrontal, and subfrontal fissures, respectively. **s., furcal,** in comparative neurology, a sulcus just caudad of the culmen, forming a landmark of division between the horizontal and vertical branches of the stem of the arbor of the cerebellum. **s. habenæ,** the furrow along the dorsomesal angle of the thalamus just dorsad of the habena. **s., hippocampal,** a constant fissure of the cerebrum extending from the splenium to near the tip of the temporal lobe; it is collocated with the hippocampus major. Syn., *hippocampal fissure.* **s. horizontalis cerebelli,** one between the upper and lower surfaces of the cerebellum **s. hypothalamicus.** See *aulsx.* **s., interfloccular,** in lower mammals a deep sulcus dividing the parafloccului into two lobes, the suprafloccului dorsad and the mediflocculus ventrad. **s. intertubercularis,** the bicipital groove. **s. intraparietalis,** a more or less confluent group of fissures in the parietal lobe. **s. limitans,** the fissure between the striatum and the thalamus **s. longitudinalis,** interventricular groove. **s. lunatus,** the lateral occipital fissure. **s. midgracilis,** a fissure in the slender lobe of the cerebellum. **s., Monro's.** See *Monro's sulcus.* **s. nervi radialis,** the musculospiral groove. **s., nodular,** in comparative neurology, one apparently representing the central fissure and separating the nodule of the cerebellum from the uvula. **s. olfactorius,** the fissure occupied by the olfactory tract and bulb. **s., paracentral** (of Wilder), a fissure surrounding the paracentral lobule. **s. paramedialis,** one between the superfrontal fissure and the dorsimesal border of the hemisphere. **s. parolfactorius anterior** and **posterior,** fissures limiting the parolfactory area. **s., peduncular,** of Wilder, a groove on the inner edge of the crus cerebri lodging the third nerve. Syn., *oculomotor furrow.* **s. postcentralis,** the mesodorsal segment of the postcentral fissural complex, back of the fissure of Rolando. **s. postdeclivis,** a fissure separating the declivil lobe from the folium vermis. **s. postnodularis,** a fissure between the nodule and uvula of the cerebellum. **s. postpyramidalis,** one situated between the pyramid and the tuber vermis. **s. præauricularis,** part of the sulcus around the auricular surface of the ilium. **s. præclivalis.** See *s., furcal.* **s. precentral,** one situated in front of the fissure of Rolando and running nearly parallel with it. **s. predeclivis,** a fissure bounding the declive and posterior part of the quadrangular lobule. **s. prepyramidalis,** one situated between the uvula and pyramid. **s. pulmonalis,** the vertical groove in the back between the ribs and spine. **s., pyramidal,** in comparative neurology, one arising just caudad of the peduncular sulcus and extending caudodorsomesad in the form of a crescent; it divides the tuberal and pyramidal lobes. **s., Reil's,** the sulcus in the bottom of the Sylvian fissure, separating the insula from the remainder of the hemisphere. **s. rostralis,** any one of the fissures on the mesal surface of the hemisphere and parallel to the mesorbital border. **s. spiralis,** the grooved extremity of the lamina spiralis of the cochlea. **s. subcentralis,** the lateroventral segment of the postcentral fissural complex back of the fissure of Rolando. **s. temporalis superior, medius,** and **inferior,** the supertemporal, meditemporal, and subtemporal fissures. **s., triradiate,** the orbital fissure. **s. tubæ eustachii, s. tubarius,** a depression on the petrosa for the cartilaginous part of the Eustachian tube. Syn., *groove for the Eustachian tube; semicanalis tubæ Eustachii.* **s. tympanicus,** a furrow on the concave surface of the tympaniplate for attachment of the membrana tympani. **s., uvular,** in comparative neurology, one marking the boundary of the pyramidal lobe, arising at the caudal angle of the flocculus and extending caudoventromesad. **s., vertical.** Same as *s., precentral.* **s., Waldeyer's,** the sulcus spiralis of the cochlea.

sulf-. For words beginning thus, see *sulph-.*

sulfosin (*sul'-fo-sin*). A preparation of sulphur in oil used in the treatment of general paralysis and certain other nervous and mental diseases It is a pyrexial and leukocytotic agent.

sulfur. See *sulphur* and its derivatives

sulph- (*sulf-*). See *sulpho-.*

sulphacid (*sul-fas'-id*). Thioacid.

sulphaldehyde (*sulf-al'-de-hīd*) [*sulphur; aldehyde*]. A substance produced by the action of hydrogen sulphide on ethylic aldehyde. It is a hypnotic, and is said to produce tranquil sleep without any phenomena of excitation.

sulphamide (*sul-fam'-id*) [*sulphur; amide*]. One of several compounds formed by the action of sulphuryl chloride upon secondary amines

sulphaminol (*sul-fam'-in-ol*) [*sulphur; amine*], $C_{12}H_9S_2NO$. Thioxydiphenylamine. An antiseptic substance obtained by the action of sulphur on the salts of methoxydiphenylamine. It is used by insufflation in diseases of the antrum and frontal sinuses. It has been used with success by insufflation in the treatment of laryngeal tuberculosis. Dose in cystitis, gr. ij–v.

sulphanilate (*sul-fan'-il-āt*). A sulphanilic acid salt.

sulphanilic acid (*sul-fan-il'-ik*). See *acid, sulphanilic.*

sulpharsenol (*sul-far'-sen-ol*). A proprietary preparation of arsenic, used like arsphenamine in the treatment of syphilis.

sulphas (*sul'-fas*) [L.: gen., *sulphatis*]. A sulphate

sulphatase (*sul'-fat-ās*) [*sulphate; -ase,* a termination denoting an enzyme]. An enzyme found in the kidney and other organs, which hydrolyzes organic sulphates.

sulphate (*sul'-fāt*) [*sulphur*]. A sulphuric acid salt.

sulphemoglobin, sulphæmoglobin (*sulf-hem-o-glo'-bin*) [*sulphur; hemoglobin*]. A substance formed by the interaction of hemoglobin and hydrogen sulphide.

sulphemoglobinemia, sulphæmoglobinæmia (*sulf-hem-o-glo-bin-e'-me-ah*). The condition due to sulphemoglobin in the blood.

sulphhydrate (*sulf-hi'-drāt*) [*sulphur; ὕδωρ,* water]. A compound of a base with the univalent radical, *sulphhydryl,* SH.

sulphhydric acid. Used improperly as a synonym of sulphureted hydrogen.

sulphide (*sul'-fid*) [*sulphur*]. A compound of sulphur with an element or basic radical.

sulphin. See *aureolin.*

sulphinide (*sul'-fin-id*). Saccharin.

sulphite (*sul'-fīt*) [*sulphur*] A salt of sulphurous acid.

sulpho- (*sul-fo-*) [*sulphur*] A prefix denoting containing sulphur, or SO_2

sulphoacid (*sul'-fo-as-id*). 1. Thioacid. 2. Sulphonic acid.

sulphoazotized (*sul-fo-az'o-tīzd*) Containing sluphur and nitrogen

sulphobenzide (*sul-fo-ben'-zīd*), $C_{12}H_{10}SO_2$ A crystalline substance obtained from benzene by action of fuming sulphuric acid, soluble in ether, melts at 129° C, boils at 376° C Syn, *diphenylsulphone*

sulphocalcine (*sul-fo-kal'-sēn*) A proprietary antiseptic and solvent said to contain calcium oxide, washed sulphur benzoboric acid, extract of pancreas, and oils of wintergreen and eucalyptus; used as a gargle or spray in diphtheria

sulphocarbol (*sul-fo-kar'-bol*) See *acid, sulphocarbolic*

sulphocarbolate (*sul-fo kar'-bo lāt*) [*sulphur, carbolic*]. A salt of sulphocarbolic acid

sulphocarbolic acid (*sul-fo-kar-bol'-ik*) See *acid, sulphocarbolic*

sulphocarbonated (*sul fo-kar'-bon-a-ted*) Containing sulphur and carbonic acid

sulphocarbonilid (*sul-fo-kar-bon-il'-id*), $C_{13}H_{12}N_2S$ A crystalline substance obtained from anilin by action of alcohol and carbon disulphide with heat, soluble in alcohol and ether, melts at 153° C Syn, *thiocarbonilid*

sulphocarbonism (*sul-fo-kar'-bon-izm*) Poisoning by carbon disulphide through ingestion of some substance containing it or through inhalation of the fumes in manufactures (caoutchouc, etc), marked by narcosis, with fall of temperature, convulsive chills, odor of radish on the breath, and in severe cases with peripheral paralysis, general anesthesia, and muscular atrophy

sulphocyanate (*sul-fo-sī'-an-āt*). A salt of sulphocyanic acid.

sulphocyanic acid (*sul-fo-sī-an'-ik*) Thiocyanic acid

sulphoform (*sul'-fo-form*) Trade name for a triphenylstibine sulphide

sulphogen (*sul'-fo-jen*). A proprietary antiferment said to consist of sulphur, magnesia, aromatics, and the active principle of *Genista*, It is indicated in gastritis, dyspepsia, etc

sulphonal (*sul'-fo-nal*) [*sulphur*], $C_7H_{16}S_2O_4$ Diethylsulphone-dimethylmethane, a crystalline substance soluble in 15 parts of boiling water and about 450 parts of cold water It is used as an hypnotic in insomnia from functional causes Dose 10–40 gr (0 65–2 6 Gm).

sulphonalism (*sul-fon'-al-izm*) A group of symptoms said to be occasioned by the prolonged administration of sulphonal

sulphonaphthol (*sul-fo-naf'-thol*) A proprietary antiseptic

sulphonate (*sul'-fon-āt*) A salt of sulphonic acid

sulphonation (*sul-fon-a'-shun*) In chemistry the introduction of a sulpho-group in place of aromatic hydrogen atoms

sulphone (*sul'-fōn*). An oxidation product of thio-compounds containing the group SO_2 attached to a hydrocarbon group.

sulphonethylmethane (*sul-fon-eth-il-meth'-ān*). *Sulphonethylmethanum* (U. S P), $C_8H_{18}S_2O_4$ *Trional, q. v.* A product of the oxidation of mercaptol. Dose 15 gr (1 Gm).

sulphonic acids (*sul-fon'-ik*) Organic acids which contain the group SO_2OH instead of the carboxyl group COOH

sulphonmethane (*sul-fon-meth'-ān*) *Sulphonmethanum* (U S P), $C_7H_{16}S_2O_4$ *Sulphonal, q v.* Dose 15 gr (1 Gm)

sulphoparaldehyde (*sul-fo-par-al'-de-hīd*), $(C_4H_4S_2)_2$ A crystalline substance, soluble in alcohol, insoluble in water, recommended as a hypnotic Syn, *trithialdehyde*

sulphophenate, sulphophenylate (*sul fo-fe'-nāt, sul-fo-fen'-il-āt*) See *sulphocarbolate*

sulphophenol (*sul-fo-fe'-nol*) See *acid, sulphocarbolic*

sulphophon (*sul'-fo-fon*) A mixture of zinc sulphide and calcium sulphate

sulphosalicylic acid. See *acid, sulphosalicylic.*

sulphosalt (*sul'-fo-sawlt*) A salt of sulphonic acid

sulphose (*sul'-fōz*). Trade name of a preparation of ammonium ichthysulphonate, used similarly to ichthyol

sulphosol (*sul'-fo-sol*) A colloidal solution in which sulphuric acid is the dispersion medium.

sulphosote (*sul'-fo-sōt*) Potassium creosote sulphonate. It is antituberculous Dose 5–20 gr (0 3–1 3 Gm) several times daily

sulphourea (*sul-fo-ū -re-ah*) See *thiourea*

sulphovinic acid (*sul-fo-vī'-nik*), $C_2H_5HSO_4$ ethylsulphuric acid, a monobasic formed by the action of sulphuric acid on alcohol.

sulphoxism (*sul-foks'-izm*). Poisoning with sulphuric acid.

sulphume (*sul'-fūm*) A proprietary preparation said to be "liquid sulphur" Also said to be similar to sulphurine, or to Vleminckx's solution

sulphur, sulfur (*sul'-fur*) [L *gen, sulphuris*]. A nonmetallic element found native in volcanic regions (*volcanic sulphur*), and occurring combined with several metals, especially iron and copper, in the form of sulphides, called iron and copper pyrites. Sulphur can exist in various allotropic forms The ordinary sulphur is a yellow, brittle solid, having a specific gravity of 2 07 and an atomic weight of 32 07 Symbol S Its valence is two or six Sulphur combines with oxygen to form sulphurous oxide (*sulphur dioxide*), SO_2, and sulphuric oxide (*sulphur trioxide*), SO_3, which by uniting with water form corresponding acids—sulphurous acid, H_2SO_3, and sulphuric acid, H_2SO_4 Other acids are also formed hyposulphurous acid, H_2SO_2, thiosulphuric acid $H_2S_2O_3$, and a series of acids termed thionic acids, viz, $H_2S_2O_6$, $H_2S_3O_6$, $H_2S_4O_6$, and $H_2S_5O_6$. Sulphurous oxide, SO_2, is employed as a disinfectant by fumigation. With hydrogen sulphur forms the offensively smelling gas, hydrogen sulphide (hydrosulphuric acid or sulphureted hydrogen), H_2S With metals and other bases it forms sulphides Sulphur is laxative and diaphoretic It has been used in hemorrhoids, chronic rheumatism, gout, and locally in diphtheria and in various diseases of the skin, especially acne and scabies **s.-alcohol,** mercaptan. **s., balsam of,** a solution of sulphur in linseed-oil. **s. dioxide.** See *sulphur* **s. iodide** (*sulphuris iodidum*, U S P, B P), S_2I_2, employed in various skin diseases From it is prepared *unguentum iodidi* (B P) **s., liver of,** potassium sulphide **s., milk of.** See *s., precipitated* **s. ointment** (*unguentum sulphuris*, U S P, B P.), an ointment prepared from washed sulphur **s., precipitated** (*sulphur præcipitatum*, U S P, B P). Dose 1–3 dr (4–12 Gm). **s., ruby.** See *arsenic disulphide* **s., spirit of,** sulphuric acid **s., sublimed** (*sulphur*

sublimatum, U. S. P., B. P.), a fine yellow powder, having a slight characteristic odor, and a faintly acid taste. Dose 1–3 dr. (4–12 Gm.). Syn., *flowers of sulphur*. **s. trioxide.** See *sulphur*. **s., vegetable.** See *lycopodium*. **s., washed** (*sulphur lotum*, U. S. P.), a fine yellow powder without odor or taste. Dose ½ dr.–½ oz. (2–16 Gm.).

sulphuraria (*sul-fū-ra'-re-ah*). A sediment of the San Filippo Springs, used in skin diseases. A yellow powder, containing sulphur, 32 96 %; calcium sulphide, 36.55 %; organic substances, 13 44 %; silica and strontium sulphate, 1.07 %.

sulphurated (*sul'-fū-ra-ted*) [*sulphur*]. Combined with sulphur.

sulphuration (*sul-fū-ra'-shun*) [*sulphur*]. The act of dressing, anointing, or impregnating with sulphur.

sulphurator (*sul-fū-ra'-tor*). An apparatus for applying sulphur fumes for purposes of disinfection.

sulphuret (*sul'-fū-ret*). A sulphide. **s., golden,** a sulphuret of antimony obtained by precipitating antimonic acid by sulphureted hydrogen.

sulphureted (*sul'-fū-ret'-ed*) [*sulphur*]. Combined with sulphur **s. hydrogen.** See under *sulphur*.

sulphureus (*sul-fū'-rē-us*). 1 Used by Mayou (1679) and early chemists in the sense of combustible, as those substances capable of burning were supposed to contain a "sulphur" which gave them that property 2. See *sulphurous*.

sulphuric (*sul-fū'-rik*) [*sulphur*]. Combined with sulphur; derived from sulphur trioxide, SO_3. **s. acid.** See *acid, sulphuric*, and *sulphur*.

sulphuricity (*sul-fū-ris'-it-e*). The state of being sulphurous

sulphurine (*sul'-fū-rēn*). A preparation of some of the higher sulphides of sodium and potassium with sulphur.

sulphurize (*sul'-fū-rīz*). To impregnate with sulphur.

sulphurous (*sul-fū'-rus* or *sul'-fū-rus*) [*sulphur*] 1. Of the nature of sulphur. 2. Combined with sulphur; derived from sulphur dioxide, SO_2. **s. acid.** See *acid, sulphurous*, and *sulphur*.

sulphuryl (*sul'-fū-ril*). The bivalent radical SO_2.

sulphydryl (*sulf-hi'-dril*). The univalent radical SH.

sum. Abbreviation of Latin *sume*, take, or *sumendus, a um*, to be taken; used as a direction in prescriptions.

sumac, sumach (*sū'-mak*) [Ar., *summoq*, sumac]. The powdered leaves, peduncles, and young branches of *Rhus coriaria, R. cortinus*, and other species of *Rhus*, used in the manufacture of leather Sumac contains from 16 to 24 % of a tannin that seems to be identical with gallotannic acid See *rhus*.

sumbul (*sum'-bul*). Musk-root. The *sumbul* of the U. S P is the dried rhizome and root of an undetermined plant, probably of the family *Umbelliferæ*. It contains angelic acid, $C_5H_8O_2$, and a little valerianic acid, $C_5H_{10}O_2$. It is used as a nervine in neurasthenia, hysteria, and in anemia, chronic bronchitis, etc. Dose ½–2 dr. (2–8 Gm.). **s., extract of** (*extractum sumbul*, U. S. P.). Dose 4 gr. (0.25 Gm.). **s., fluidextract of** (*fluidextractum sumbul*, U. S. P.). Dose 30 min. (2 Cc.). **s., tincture of** (*tinctura sumbul*, B. P.). Dose 20 min.–1 dr. (1.3–4.0 Cc.).

summation (*sum-a'-shun*) [*summatio*]. The accumulation of effects, especially of those of muscular, sensory, or mental stimuli. **s. of stimuli,** if a stimulus in itself insufficient to cause contraction of a muscle be repeatedly applied in proper tempo and strength, contraction will finally be produced. Similar summation occurs in nervous tissue, and the cardiac contractions exhibit a rhythm of increased force, called *staircase* or *treppe rhythm*.

summational (*sum-a'-shun-al*) [*summatio*, a summing up]. Produced by summation. **s. tones,** supposed production of new tones by the summation or addition of the number of vibrations of existing tones.

summer catarrh. See *hay-fever*. **s. complaint.** See *cholera infantum*. **s. granulations.** See *trachoma*. **s. rash.** Same as *lichen tropicus*. **s. savory,** the leaves of *Satureia hortensis*, stimulant, carminative, and emmenagogue. Dose of the Fld. ext. ʒj–iv.

summer-rash. Lichen tropicus.

sunburn. Superficial inflammation of the skin caused by exposure to the sun.

Sun cholera mixture [New York "Sun," in which the formula was originally published]. It consists of tincture of opium 25, tincture of capsicum 12 5, tincture of rhubarb 12.5, spirit of camphor 25, spirit of peppermint 25, and alcohol 25. Dose 30 minims (2 Cc.).

sunstroke. Insolation.

super- (*sū-per-*) [L., "above" or "upon"]. A prefix denoting above, upon, or excessive.

superabduction (*sū-per-ab-duk'-shun*) [*super-; abduction*]. Excessive abduction.

superacid (*sū-per-as'-id*). Excessively acid.

superacidity (*sū-per-as-id'-it-e*) See *hyperacidity*.

superacromial (*sū-per-ak-ro'-me-al*) [*super-; acromion*]. Situated or occurring above or upon the acromion.

superacute (*sū-per-ak-ūt'*) [*super-; acutus*, pointed]. Extremely acute.

superalbal (*sū-per-al'-bal*). Situated in the upper part of the substantia alba.

superalbuminosis (*sū-per-al-bū-min-o'-sis*) [*super-; albumin*]. The over-production of albumin.

superalimentation (*sū-per-al-im-en-ta'-shun*) [*super-; alimentation*]. Overfeeding.

superalkalinity (*sū-per-al-kal-in'-it-e*). Excessive alkalinity.

superanal (*sū-per-a'-nal*). Same as *supraanal*.

superatrophy (*sū-per-at'-ro-fe*). Excessive atrophy.

supercallosal (*sū-per-kal-o'-sal*) [*super-; collosum*]. Situated above or occurring above the callosum.

supercarbonate (*sū-per-kar'-bon-āt*). A bicarbonate

supercentral (*sū-per-sen'-tral*). Lying above the center.

supercerebral (*sū-per-ser'-e-bral*). In the superior part of the cerebrum.

supercilia (*sū-per-sil'-e-ah*). Plural of *supercilium*.

superciliary (*sū-per-sil'-e-a-re*) [*super-; cilium*, eyelash]. Pertaining to the eyebrow. **s. entropion,** incurvation of hairs of the eyebrow against the conjunctiva. **s. ridges,** the projecting apophyses at the anterior surface of the frontal bone.

supercilium (*sū-per-sil'-e-um*) [L.]. The eyebrow.

superconception (*sū-per-kon-sep'-shun*). Same as *superfetation*.

superdentate (*sū-per-den'-tāt*) [*super-; dens*, tooth]. Having teeth only in the upper jaw.

superdicrotic (*sū-per-di-krot'-ik*). Hyperdicrotic-

superdistention (*sū-per-dis-ten'-shun*) [*super-; distendere*, to distend]. Excessive distention.

superduct (*sū'-per-dukt*) To elevate, to lead upward

superduction (*sū-per-duk'-shun*) Maddox s term for sursumduction

superdural (*sū-per-du'-ral*) Lying in the upper part of the dura

superevacuation (*sū-per-e vak-ū-a'-shun*) Excessive evacuation

superexcitation (*su per ek si ta' shun*) Excessive excitement

superextension (*su-per eks-ten'-shun*) [*super-, extendere*, to extend] Excessive extension

superfecundation (*sū-per-fe-kun-da'-shun*) [*super-, fecundus*, fertile] The fertilization of more than one ovum of the same ovulation resulting from separate acts of coitus

superfecundity (*sū-per-fe-kun'-dsi-e*) [*super-, fecundus*, fertile] Superabundant fecundity

superfetation, superfœtation (*sū per fe ta' shun*) [*super fetus*] A fertilization of an ovum when there is another from a previous ovulation in the uterus Conception by a pregnant woman

superfibrination (*sū-per-fib rin-a'-shun*) [*super-, fibrin*] Excessive formation of fibrin in the blood

superficial (*sū-per-fish'-al*) [*super-, facies* face] Confined to or pertaining to the surface s **fascia,** a sheet of fatty areolar tissue under the skin

superficialis (*su-per-fish-e-a'-lis*) [L] 1 Superficial 2 A superficial artery, or muscle, or other part, as *superficialis volæ,* a superficial branch of the radial artery

superficies (*sū-per fish-ēz*) [L] The surface or outside

superfissure (*sū'-per-fish-er*) [*super-, fissure*] The lines of overlapping of a supergyre Also, the lines of two supergyres meeting from opposite directions

superflexion (*su-per flek'-shun*) [*super-; flexion*] Excessive flexion

superfœtation. See *superfetation*

superfrontal (*sū-per-frun' tal*) [*super- frons,* forehead] Superior or upper, as a fissure in the upper part of the frontal lobe of the brain

superfunction (*su-per-funk'-shun*) Excessive action of an organ or structure

supergenual (*su per-jen'-ū-al*) [*super-, genu,* knee] Situated above the knee

supergyre (*sū'-per jīr*) See *subgyre*

superhumeral (*su-per-hū -mer-al*) Borne upon the shoulders, situated above the shoulders

superhumerale (*sū-per-hū-mer a'-le*) The acromion

superimposed (*sū-per-im-pōzd'*) [*super-, imposed*] Placed one upon another

superimpregnation (*sū-per-im-preg-na'-shun*) 1 See *superfetation* and *superfecundation* 2. Polyspermy, the piercing of the ovum by several sperm-cells

superincumbent (*sū-per-in-kum -bent*) [*super-, incumbere,* to lie upon] Lying or resting upon something else

superinduce (*sū-per-in-dūs'*) [*superinducere,* to bring upon] To bring on as a complication of a condition already existing

superinfection (*sū-per-in-fek'-shun*) [*super-, infection*] A second or subsequent infection by the same microorganism

superinvolution (*sū-per-in-vo-lū'-shun*) [*super-, involutere,* to involute] Hyperinvolution, excessive rolling up

superior (*sū-pe'-re-or*) [comparative of *superus,* high] Higher, denoting the upper of two parts

superlabia (*sū-per-la'-be-ah*) [*super-, labium,* a lip] The clitoris

superlactation (*sū-per lak ta'-shun*) [*super-; lac,* milk] 1 Excess of the secretion of milk 2 Excessive continuance of lactation

superligamen (*sū-per-li-ga'-men*) [*super-, ligamen,* a bandage] An outer bandage to hold a surgical dressing in place

supermedial (*sū-per-me' de-al*) Above the middle

supermoron (*sū-per-mo'-ron*) A person whose mentality is slightly below normal, but who is of higher grade than a moron

supermotility (*sū-per-mo-til' it-e*) Excessive motility

supernatant (*sū-per-na' tant*) [*super , natans,* swimming] Floating upon the surface of a liquid

supernidation (*sū-per-nid a'-shun*) [*super-, nidus,* nest] Excessive proliferation of the menstrual decidua, resulting sometimes in membranous dysmenorrhea

supernormal (*sū-per-nor'-mal*) Pertaining to a faculty or phenomenon which is beyond the level of ordinary experience, pertaining to a transcendental world

supernumerary (*sū-per-nū'-mer-a-re*) [*super-, numerus,* a number] Existing in more than the usual number

supernutrition (*sū-per nū trish'-un*) [*super- nutrire* to nourish] Excessive nourishment See *hypertrophy*

superoccipital (*sū per-ok-sip'-it-al*) [*super-, occiput*] Situated at or near the upper part of the occiput

superofrontal (*sū-per-o-fron'-tal*) Superfrontal.

superol (*su per-ol*) Synonym of oxyquinoline sulphate

superolateral (*sū per o lat'-er al*) Located in the upper part of the side of a structure

superoxidized (*sū-per-oks'-id-izd*) [*super-, ὀξύς,* acid] Having an excess of oxygen above the usual amount which satisfies the combining capacities of the other elements of a body

superoxygenation (*su-per-oks-e jen-a'-shun*) Excessive oxygenation

superparasite (*sū-per-par'-as-īt*) [*super-, parasite*] In biology a parasite of parasites

superparasitic (*sū-per-par-as-it'-ik*) Pertaining to superparasitism

superparasitism (*sū-per-par'-as-i-tizm*) [*super-; parasite*] The infestation of parasites by other parasites

superpetrosal (*sū-per-pet-ro' sal*) Situated on the upper part of the petrosa

superphosphate (*sū-per-fos'-fāt*) An acid phosphate

superpigmentation (*sū-per-pig-men-ta'-shun*) Excessive pigmentation

supersacral (*sū-per-sa'-kral*) [*super-; sacrum*]. Situated over the sacrum.

supersalt (*sū'-per-sawlt*) An acid salt.

supersaturate (*sū-per-sal'-ū-rāt*) [*super-; saturare,* to saturate] To saturate to excess, to add more of a substance than a liquid can normally and permanently dissolve

superscapular (*sū-per-skap'-ū-lar*). Same as *suprascapular*

superscription (*sū-per-skrip'-shun*). The sign ℞ (abbreviation of Latin *recipe,* take), at the beginning of a prescription

supersecretion (*sū-per-se-kre'-shun*) [*super-; secernere*, to secrete]. Excessive secretion.

supersensitive (*sū-per-sen'-sit-iv*). Abnormally sensitive.

supersensitization (*sū-per-sen-sit-i-za'-shun*). Excessive susceptibility to the action of a protein following its injection.

supersphenoid (*sū-per-sfen'-oid*) [*super-; sphenoid*]. Situated cephalad or dorsad of the sphenoid bone.

superspinatus (*sū-per-spi-na'-tus*). In veterinary anatomy an extensor of the humerus which has no exact analogue in man.

supersquamosal (*sū-per-skwa-mo'-sal*) [*super-; squama*, scale]. A bone of the skull of ichthyosaurus, behind the postfrontal and postorbital.

supertemporal (*sū-per-tem'-po-ral*) [*super-; temporal*]. Situated high up in the temporal region.

supertension (*sū-per-ten'-shun*). See *hypertension*.

supervenosity (*sū-per-ve-nos'-it-e*) [*super-; venosus*, venous]. The condition in which the blood has become venous to a high degree.

supervention (*sū-per-ven'-shun*) [*super-; venire*, to come]. That which is added; an extraneous, or unexpected condition added to another, as the supervention of septicemia, or other complication in disease.

superversion (*sū-per-vur'-shun*). See *sursumversion*.

supination (*sū-pin-a'-shun*) [*supinus*, on the back]. 1. The turning of the palm of the hand upward. 2. The condition of being supine; lying on the back.

supinator (*sū'-pin-a-tor*). See under *muscle*.

supine (*sū-pīn'*) [*supinus*, on the back]. Lying on the back face upward or palm upward.

suplagalbumin (*sū-plag-al'-bū-min*). See *sucholoalbumin*

suplagotoxin (*sū-plag-o-toks'-in*). See *sucholotoxin*.

suppedaneous (*sup-ed-a'-ne-us*) [*sub*, under; *pes*, foot]. Pertaining to the sole of the foot.

suppedaneum (*sup-pe-da'-ne-um*) [*sub*, under; *pes*, foot]. An application to the sole of the foot.

supplemental (*sup-le-men'-tal*) [*supplere*, to complete]. Additional. **s. air.** See under *respiration*.

support (*sup-ort'*) [*supportare*, to carry] 1. The act of holding anything in its position. 2. Any appliance acting as a supporter.

supporter (*sup-or'-ter*) [*supportare*, to carry]. An apparatus intended to aid in supporting a prolapsed organ (as the uterus), or a pendulous abdomen.

suppositorium (*sup-os-it-o'-re-um*) [*supponere*, to place under: *gen., suppositorii; pl., suppositoria*]. See *suppository*.

suppository (*sup-oz'-it-o-re*) [*suppositorium*, from *sub-*, under; *ponere*, to place]. A solid medicated compound designed to be introduced into the rectum, urethra, or vagina. Its consistence is such that while retaining its shape at ordinary temperatures, it readily melts at the temperature of the body. The basis of most suppositories is oil of theobroma. For urethral suppositories a mixture of gelatin and glycerol is used. The only suppositories that are official are the glycerol-suppositories (*suppositoria glycerini*, U. S. P.). See under *glycerin*. **s., tannic-acid**, one part of tannin to five parts of cacao-butter.

suppression (*sup-resh'-un*) [*suppressio*, a keeping back]. A sudden cessation of secretion, as *suppression* of the urine or of the menses.

suppurant (*sup'-ū-rant*) [*suppuration*]. 1. Promoting suppuration. 2. An agent promoting suppuration.

suppuration (*sup-ū-ra'-shun*) [*subpurare*, to form pus]. The formation of pus.

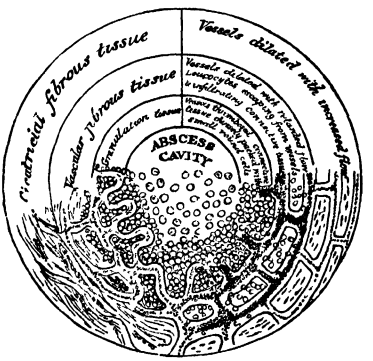

MINUTE CHANGES IN THE FORMING AND HEALING OF AN ABSCESS. DIAGRAMMATIC.

suppurative (*sup'-ū-ra-tiv*) [*suppuration*]. 1. Producing pus. 2. An agent that favors suppuration. **s. fever**, pyemia, *q. v.*

supra- (*sū-prah-*) [L., "above"]. A prefix signifying upon or above.

supra-acromial (*sū-prah-ak-ro'-me-al*) [*supra-; acromion*] Situated above the acromion.

supra-anal (*sū-prah-a'-nal*) [*supra-; anus*]. Situated above the anus.

supra-auricular (*sū-prah-aw-rik'-ū-lar*) [*supra-auricle*]. Above the external ear. **s. point.** See under *craniometric point*.

supra-axillary [*supra-; axilla*]. Above the axilla.

suprabuccal (*sū-prah-buk'-al*) [*supra-; bucca*, mouth]. Above the buccal region.

supracapsulin (*sū-prah-kap'-sū-lin*). Trade name of a preparation of the suprarenal capsule.

supracephalic (*sū-prah-sef-al'-ik*) [*supra-; κεφαλή*, head]. Placed on the head.

supracerebellar (*sū-prah-ser-e-bel'-ar*). Above the surface of the cerebellum.

supracerebral (*sū-prah-ser'-e-bral*). Above the surface of the cerebrum.

suprachoroid (*sū-prah-ko'-roid*) [*supra-; choroid*]. Above the choroid or the choroid plexus.

suprachoroidea (*sū-prah-ko-roid'-e-ah*). The choroid layer next to the sclera.

supraciliary (*sū-prah-sil-e-a-re*). Same as *superciliary*.

supraclavicular (*sū-prah-kla-vik'-ū-lar*) [*supra-; clavicle*]. Above the clavicle.

supracommissure (*sū-prah-kom'-ish-ūr*) [*supra-commissure*]. The commissure of the brain just in front of the stalk of the epiphysis.

supracondylar, supracondyloid (*sū-prah-kon'-dil-ar, sū-prah-kon'-dil-oid*) [*supra-; condyle*]. Above a condyle.

supracostal (*sū-prah-kos'-tal*) [*supra-; costa*, a rib]. Above the ribs.

supracotyloid (*sū-prah-kot'-il-oid*) [*supra-; cotyloid*]. Above the cotyloid cavity.

supradiaphragmatic (*sū-prah-di-af-rag-mat'-ik*) [*supra-; diaphragm*]. Situated above the diaphragm.

supradin (*sū-prad'-in*) A powdered preparation of the suprarenal capsules, containing 0 015 % of iodine

supradorsal (*sū-prah-dor'-sal*) [*supra-*, *dorsum*, back] Dorsal, placed dorsally

supraepicondylar (*su-prah-ep-e-kon'-dil-ar*). Situated above an epicondyle

supraepitrochlear (*sū-prah-ep-e-trok'-le-ar*) Situated above the internal epicondyle of the humerus

supraesophageal (*sū-prah-e-so-faj'-e-al*) [*supra-*, *esophagus*] Situated above the gullet.

suprafloccŭlus (*sū-prah-flok'-ū-lus*) The dorsal lobe of the paraflocculus in the lower mammals

supragenual. See *supergenual*

supraglenoid (*sū-prah-glen'-oid*) Above the glenoid cavity

supraglottic (*sū-prah-glot'-ik*) [*supra-*, γλωττίς, glottis] Above the glottis

suprahepatic (*sū-prah-hep-at'-ik*) Above the liver. **s. veins,** the hepatic veins.

suprahyoid (*sū-prah-hi'-oid*) [*supra-*; *hyoid*]. Above the hyoid bone

suprailiac (*sū-prah-il'-e-ak*) [*supra-*; *ilium*] Above or at the upper end of the ilium

suprainguinal (*sū-prah-in'-gwin-al*) Above the groin

supraintestinal (*sū-prah-in-test'-in-al*) [*supra-*, *intestine*] Above the intestine

supralabial (*sū-prah-la'-be-al*) [*supra-*, *labium*, lip] Pertaining to or situated above the upper lip

supralabialis (*sū-prah-la-be-a'-lis*) See *levator labii superioris* under *muscle*

supraliminal (*su-prah lim'-in-al*) [*supra-*, *limen*, threshold] Lying above the threshold **s. consciousness,** the empirical self of common experience

supralumbar (*sū-prah-lum'-bar*) Above the loin.

supramalleolar (*sū-prah-mal-e'-o lar*) [*supra-*; *malleolus*] Above a malleolus

supramammary (*su-prah-mam'-a re*) [*supra* , *mamma*, breast] Above the mammary gland

supramandibular (*sū-prah-man-dib'-ū-lar*) Situated above the mandible

supramarginal (*sū-prah-mar'-jin-al*) [*supra-*, *margin*] Above an edge or margin, as the *supramarginal* convolution of the brain

supramastoid (*sū-prah-mas'-toid*) [*supra-*, *mastoid*] Above the mastoid process of the temporal bone

supramaxilla (*sū-prah-maks-il'-ah*) [*supra-*, *maxilla*] The supramaxillary bone

supramaxillary (*sū prah-maks'-il-a-re*) [*supra-*, *maxilla*] Pertaining to the superior maxilla

supramental (*sū-prah-men'-tal*) [*supra-*; *mentum*, chin] Above the chin

supranasal (*sū-prah-na'-sal*) [*supra-*, *nasus*, nose]. Above the nose **s. point.** See *craniometric points*

supraneural (*sū-prah-nū'-ral*) [*supra-*; νεῦρον, nerve] Over or above the neural axis

supranuclear (*sū-prah-nū'-kle-ar*) Above the nucleus

supraobliquus (*sū-prah-ob li'-kwus*) [*supra-*, *obliquus*, slanting] Coues' name for the obliquus superior muscle of the eye

supraoccipital (*sū-prah-ok-sip'-it-al*) [*supra-*, *occiput*] 1 Above the occipital bone 2 The upper part of the occipital bone

supraocclusion (*sū-prah-ok-lū'-zyun*) The condition of a tooth which has erupted further from its socket than normal

supraomphalodymia (*sū-prah-om-fal-o-dim'-e-ah*) [*supra-*, ὀμφαλός, navel, δύειν, to enter] A form of somatodymia in which the union is in the superior umbilical region.

supraorbital (*sū-prah-or'-bit-al*) [*supra-*; *orbit*] 1 Above the orbit, as the *supraorbital* nerve. 2 Pertaining to the supraorbital nerve **s. ridge.** The curved prominent margin forming the upper boundary of the orbit **s. foramen,** a foramen at the inner third of the orbit, it transmits the supraorbital artery, vein, and nerve Sometimes it is incomplete, being but a notch or groove, and then is called the *s. notch* **s. point.** See *craniometric points.*

suprapatellar (*sū-prah-pat-el'-ar*) [*supra-*, *patella*] Above the patella.

suprapedal (*sū-prah-ped'-al*) [*supra-*, *pes*, foot] Above the foot.

suprapelvic (*sū-prah-pel'-vik*) [*supra-*, *pelvis*] Above the pelvis

supraparyngeal (*sū-prah-far-in'-je-al*) [*supra-*; *pharynx*] Above the pharynx.

suprapineal (*sū-prah-pin'-e-al*) [*supra* , *pineal*] Above the pineal gland

suprapontine (*sū-prah-pon'-tin*) [*supra-*, *pons*, a bridge] Above or in the superior part of the pons.

suprapubic (*sū-prah-pū'-bik*) [*supra-*, *pubis*] Above the pubes

suprarenaden (*sū-prah-ren'-ad-en*) A preparation made from the suprarenal capsules, used in Addison's disease, neurasthenia etc Dose 15–23 gr (1 0–1 5 Gm) daily

suprarenal (*sū prah-re'-nal*) [*supra* , *ren*, the kidney] 1 Above the kidney, as the *suprarenal* capsule 2 Pertaining to the suprarenal capsule **s. body, s. capsule,** a small triangular organ situated above the kidney, and consisting of an external or cortical and an internal or medullary portion The cortex consists of polygonal cells disposed in three layers—the *zona glomerulosa, zona fasciculata,* and *zona reticularis* The medulla contains cords and networks of polygonal cells and in its center ganglion-cells and nonmedullated nerve-fibers The function of the suprarenal body is not definitely known—it is believed to bear some relation to pigment production **s epithelioma.** See *Grawitz s tumor* **s. rests** See *rests, adrenal*

suprarenalectomy (*sū-prah-re-nal-ek'-to-me*) Removal of the suprarenal gland

suprarenalin (*sū-prah-ren'-al-in*) A preparation of suprarenal glands, used as a vasoconstrictor and hemostatic

suprarenalopathy (*sū-prah-re-nal-op'-ath-e*). A disordered condition resulting from disturbed function of the suprarenal glands

suprarene (*sū-prah-rēn*) A suprarenal capsule

suprarenin (*sū-prah-ren'-in*). A synonym of *epinephrin*

suprarenoma (*sū-prah-re-no'-mah*) A tumor composed of suprarenal tissue.

suprascapular (*sū-prah-skap'-ū-lar*) [*supra-*, *scapula*] Above or in the upper part of the scapula

supraseptal (*sū-prah-sep'-tal*) [*supra-*, *septum*] Situated above a septum

supraspinal (*sū-prah-spi'-nal*) [*supra-*, *spine*] Above a spine

supraspinales (*sū-prah-spi-na'-lēz*) See under *muscle*

supraspinatus (*sū-prah-spi-na'-tus*) [*supra-*, *spine*]. Above the spine, as the *supraspinatus* muscle See under *muscle*

supraspinous (*sū-prah-spi'-nus*) [see *supraspinatus*] Above the spinous process of the

scapula or of a vertebra. **s. fossa,** the triangular depression above the spine of the scapula.

suprastapedial (*sū-prah-sta-pe'-de-al*) [*supra-; stapes*]. Above the stapes.

suprasternal (*sū-prah-ster'-nal*) [*supra-; sternum*]. Above the sternum.

suprasylvian (*sū-prah-sil'-ve-an*). Above the Sylvian fissure.

suprasymphyseal (*sū-prah-sim-fiz'-e-al*). Above the symphysis pubis.

supratemporal (*sū-prah-tem'-po-ral*) [*supra-; temporal*]. Above the temporal region.

suprathoracic (*sū-prah-tho-ras'-ik*) [*supra-; thorax*]. Above the thorax.

supratonsillar (*sū-prah-ton-sil'-ar*). Above a tonsil.

supratrochlear (*sū-prah-trok'-le-ar*) [*supra-; trochlea*]. Above the trochlea or pulley of the superior oblique muscle.

supraturbinal (*sū-prah-tur'-bin-al*). The superior turbinate bone.

supratympanic (*sū-prah-tim-pan'-ik*) [*supra-; tympanum*]. Above the tympanum.

supravaginal (*sū-prah-vaj'-in-al*) [*supra-; vagina*]. 1. Above a sheath; on the outside of a sheath. 2. Above the vagina.

supraverge (*sū'-prah-verj*) [*supra-; vergere,* to incline] To diverge in a vertical plane.

supravergence (*sū-prah-ver'-jens*). The ability of the two eyes to diverge in a vertical plane; an ability measured by a prism of 2°–3°. Syn., *sursumvergence.* **s., right,** the ability to overcome prisms, base down, before the right eye, or base up before the left eye.

sura (*sū'-rah*) [L.]. 1. The calf of the leg. 2. A form of toddy made in Western Africa from the sap of the oil-palm.

sural (*sū'-ral*) [*sura*]. Pertaining to the calf of the leg.

suralimentation (*sur-al-im-en-ta'-shun*) [*super-; alimentation*]. The method of forced feeding or overalimentation sometimes employed in pulmonary tuberculosis and other diseases.

suranal (*sur-a'-nal*). Same as *supra-anal.*

surcingle (*sur'-sin-gl*) [*super-; cingulum,* a belt]. The tail of the corpus striatum.

surculus (*sur'-kū-lus*) [L., "a twig, shoot;" pl., *surculi*]. In biology, a sucker. **surculi fellei,** the ductules conveying the bile to the hepatic ducts.

surditas (*sur'-dit-as*). Synonym of *deafness* **s. verbalis,** see *aphasia.*

surdity (*sur'-dit-e*) [*surdus,* deaf]. Deafness.

surdomute (*sur'-do-mūt*) [*surdus,* deaf; *mutus,* mute]. A deaf and dumb person.

surdomutitas (*sur-do-mū'-tit-as*) [*surdus; mutus,* mute]. Deaf-mutism.

surdus (*sur'-dus*). See *deaf.*

surexcitation (*sur-eks-i-ta'-shun*) [*super-; excitatio,* a rousing]. Excessive excitement.

surface (*sur'-fas*) [Fr., *surface*]. 1. The exterior of a body. 2. The face or faces of a body; a term frequently used in anatomy in the description of bones. **s., fixation,** a curved surface the points of which occupy in the two monocular fields positions which are identical horizontally, regardless of vertical disparity. **s., labial,** the surface of a tooth-crown which is toward the lips. **s.-markings,** (*in anatomy*), marks made upon the skin to indicate the size, shape, and position of underlying structures. **s.-wells,** those which obtain their supply from the subsoil water.

surfusion (*sūr-fu'-zhun*). Abnormal condition in which a liquid does not solidify when at a temperature below its freezing point.

surgeon (*sur'-jun*) [see *surgery*] One who practises surgery. **s.-apothecary,** in England, one who is licensed to practice by the Royal College of Surgeons and by the Apothecaries' Society. **s.-aurist,** an otologist. **s.-dentist,** a dentist who practises the surgical as well as the mechanical parts of his profession. **s.-general,** the title of certain surgeons of high rank, chiefly in the military and naval services. **s.-generalship,** the office of a surgeon-general. **s., house,** the chief among the surgical internes in a hospital. **s.-ship,** the office of a surgeon. **s., veterinary,** one who treats disease of the domestic animals.

surgeoncy (*sur'-jun-se*) [*surgeon*]. The office of surgeon, military or naval.

surgonory (*sur'-jun-re*). The practice of a surgeon.

surgeonship (*sur'-jun-ship*). The office of a surgeon.

surgery (*sur'-jer-e*) [χείρ, hand; ἔργειν, to work]. The branch of medicine dealing with diseases requiring operative procedure. **s., antiseptic,** the application of antiseptic methods in the treatment of wounds. **s., aseptic,** operative procedure in the absence of germs, everything coming in contact with the wound being sterile. **s., conservative,** measures directed to the preservation rather than to the removal of a part. **s., major,** that in which the operations are important and involve risks to life. **s., military,** that pertaining to gunshot wounds and other injuries peculiar to military life. **s., minor,** that part of surgery including procedures not involving danger to life, as bandaging, the application of splints, dressings, sutures, counterirritation, cauterization, and bloodletting. **s., operative,** that which refers to the performance of operations. **s., orthopedic,** the remedy of deformities by manual and instrumental measures. **s., plastic,** repair of absent or defective tissue by transference of tissue from another part or person. **s., railway,** deals with injuries received on railways. **s., reformative,** plastic surgery which aims to restore a part to its original form or function. **s., veterinary,** the surgery of domestic animals.

surgical (*sur -jik-al*) [*surgery*]. 1. Pertaining to surgery. 2 Produced by *surgical* operations. 3. A name applied in some hospitals to a piece of cotton or other material, used by the physician to remove the lubricant from his fingers after vaginal or rectal examination, and before washing his hands. **s. fever,** fever following operation or injury. **s. kidney,** suppuration of the kidney due to disease of the genitourinary tract. **s. neck** (of the humerus), the constricted part of the shaft below the tuberosities, so called because it is a common seat of fracture. **s. sore-throat,** sore-throat due to absorption of septic matters in hospitals; it sometimes attacks internes and nurses. **s. tuberculosis,** tuberculous disease that may be reached by operative treatment, *e. g.,* that involving glands, joints, bone, and the like.

Surinam bark (*sū'-rin-am'*). The bark of *Andira retusa,* used as an anthelmintic.

surinamine (*sū-rin-am'-ēn*). An alkaloid found in the bark of *Andira retusa.* It forms fine, gleaming needles, without taste or odor and of neutral reaction, soluble in water, and with anthelmintic action. Syn., *andirine; geoffroyine.*

surra (*soor'-rah*) [native Indian name]. An epizootic pernicious anemia in horses, mules, and camels due to *Trypanosoma evansi*.

surrenal (*sur-re'-nal*) [*supra-; ren*, the kidney]. 1. Suprarenal. 2. A suprarenal gland.

surrogate (*sur'-o-gāt*) [*surrogatus*, substituted]. Any medicine or ingredient used as a substitute for another and more expensive ingredient, or one to which there is a special objection in any particular case.

sursanure (*sur-sa'-nūr*) [*super-; sanus*, healthy]. An ulcer that has healed on the surface but not beneath.

sursumduction (*sur-sum-duk'-shun*) [*sursum*, up; *ducere*, to lead]. 1. The power of the two eyes of fusing two images when one eye has a prism placed vertically before it. 2. See *supravergence*. 3. A movement of either eye alone upward. **s., right,** the absolute power that the right eye has to rotate upward.

sursumvergence (*sur-sum-vur'-jenz*) [*sursum; vergere*, to bend]. The turning of the eyes upward; supravergence.

sursumversion (*sur-sum-ver'-shun*) [*sursum; vertere*, to turn]. The movement of both eyes up.

surumpe. The name in the Andes for hyperesthesia of the retina, observed at great altitudes.

survivorship (*sur-vi'-vor-ship*) [*super; vivere*, to live]. In medical jurisprudence, the probability of a certain individual having survived others when all concerned were in the same accident and all were killed.

susceptible (*sus-sep'-tib-l*) [*suscipere*, to undertake]. Sensitive to an influence. In pathology, liable to become affected with a disease.

susceptivity (*sus-sep-tiv'-it-e*) [*suscipere*, to undertake]. The state or quality of being susceptible.

suscitability (*sus-si-ta-bil'-it-e*) [*suscitare*, to lift up]. The quality of being easily excited.

suscitation (*sus-si-ta'-shun*). The act of exciting, or of arousing.

susotoxin (*sū-so-tok'-sin*) [*sus*, pig; τοξικόν, poison], $C_{16}H_{28}N_2$. A toxin found in cultures of the bacillus of hog cholera.

suspended (*sus-pen'-ded*) [*suspendere*, to hang up]. 1. Hanging; applied to an ovule hanging from the ovarian wall, or a seed from the summit of a cell. 2. Interrupted. **s. animation,** a term sometimes applied to the temporary cessation of the vital functions. It may be due to asphyxia, to syncope, or to the trance-like condition that closely simulates death, in which the patient may remain for some hours or even days. **s. matter,** undissolved particles diffused throughout a liquid.

suspensiometer (*sus-pen-se-om'-et-er*). A device for standardizing suspensions, (bacterial or otherwise).

suspension (*sus-pen'-shun*) [*sub-; pendere*, to hang]. 1. Hanging; a mode of treatment of tabes dorsalis and other nervous diseases, in which the patient hangs by the neck, chin, and shoulders. 2. Temporary cessation of a function or process.

suspensoid (*sus-pen'-soid*). An apparent solution which is seen; by the microscope, to consist of small particles of the solute in active Brownian movement.

suspensorium (*sus-pen-so'-re-um*) [*sub*, under; *pendere*, to hang]. That upon which anything hangs for support. **s. hepatis,** the suspensory ligament of the liver. **s. testis,** the cremaster muscle. **s. vesicæ,** the superior false ligament of the urinary bladder.

suspensory (*sus-pen'-so-re*) [see *suspension*]. 1. Serving for suspension or support, as *suspensory* ligament, *suspensory* bandage. 2. A device for suspending a part.

suspiration (*sus-pi-ra'-shun*) [*suspiratio*]. A sigh, *q. v.*; the act of sighing.

sustentacular (*sus-ten-tak'-ū-lar*) [*sustentaculum, sustentare*, to support]. As of a sustentaculum. **s. cells,** a name of certain supporting cells in the testicle. **s. tissue,** supporting tissue.

sustentaculum (*sūs-ten-tak'-ū-lum*) [*sustentare*, to support]. A support. **s. lienis,** the suspensory ligament of the spleen. **s. tali,** a process of the os calcis supporting the astragalus.

sustoxin. See *susotoxin*.

susurration (*sū-sur-ra'-shun*) [*susurratio*]. A murmur, or susurrus.

susurrus (*sū-sur'-rus*) [L.]. A soft murmur in aneurysm, cardiac diseases, contracting muscle, etc. **s. aurium,** see *tinnitus aurium*.

sutura (*sū-tū'-rah*) [L.]. See *suture*.

sutural (*sū'-tū-ral*) [*suture*]. Pertaining to or having the nature of a suture.

suturation (*sū-tū-ra'-shun*). Applying sutures.

suture (*sū'-tūr*) [*sutura*, a seam]. 1. A line of joining or closure, as a *cranial suture*. 2. A stitch or series of stitches used in closing the

Superficial and deep interrupted sutures.

lips of a wound. **s., apposition,** one involving the skin only. **s., approximation,** one involving the underlying tissues **s., arcuate, s., basilar,**



Button suture. (Moullin.)

the junction between the basilar surface of the occipital bone and the posterior surface of the body of the sphenoid. **s., biparietal.** See *s., sagittal.* **s., buried,** one completely covered by and not involving the skin. **s., catgut,** one in which the material employed is catgut. **s.,**

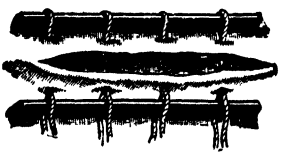

Quilled suture. (Stewart.)

chainstitch, the sewing machine stitch. **s., circular,** one that is applied to the entire circumference of a divided part, as the intestine. **s., coaptation,** apposition suture, *q. v.* **s., cobbler's,** one made by arming a needle with two threads. **s., continuous, s., glover's,** one

in which the thread passes across the wound continually in the same direction, and is tied only at the beginning and end. **s., coronal,** the union of the frontal with the parietal bones transversely across the vertex of the skull. **s.,**

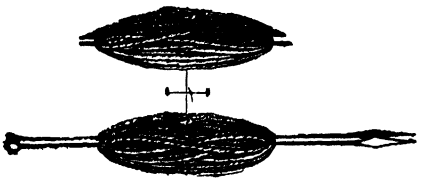

Twisted suture. (Esmarch and Kowalzig.)

cranial, the line of union of two or more cranial bones. **s., cross,** the application of two singl- stitches to a T-wound. **s., dentate,** an irregue lar notched suture, as that between the parieta bones. **s., dry,** one carried through adhesive plaster strips applied to the lips of the wound

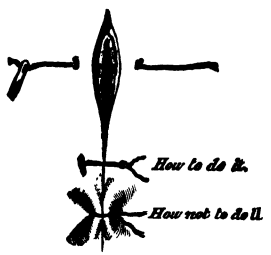

Tension in suturing. (Moullin.)

s., ethmofrontal, the union between the frontal and ethmoid bones. **s., ethmolacrimal,** the union between the lacrimal and ethmoid bones. **s., ethmosphenoid,** the union between the sphenoid and ethmoid bones. **s. false,** sutura



Combined retention and coaptation suture. The needle is inserted at 1, brought out at 2, reinserted at 3, and emerges at 4, passing through the loop at 5. When drawn tight it holds the wound edges firmly together and prevents inversion of the skin, as shown in the lower part of the illustration. (Stewart.)

notha, any suture in which there is interlocking of the bones without serration. **s., the four masters',** a suture of the intestine used in the thirteenth century in which the trachea of a goose was used as a means of support and the ends of the severed intestine brought into position on it and sutured with four interrupted stitches which did not include the trachea. **s., frontal,** a suture which at birth joins the two frontal bones from the vertex to the root of the nose, but which afterward becomes obliterated. **s., frontomalar,** the union between the malar and frontal bones. **s., frontomaxillary,** the union between the superior maxillary and frontal bones. **s., frontonasal,** the union between the nasal and frontal bones. **s., frontoparietal.** See *s., coronal.* **s., frontosphenoid,** the union between the wings of the sphenoid bone and the frontal bone. **s., frontotemporal,** the union between the frontal and temporal bones. **s., granny-knot,** a single-knot stitch is formed and the needle is passed in the opposite direction from which it was inserted under the thread in forming a square knot. **s., harelip, s., twisted,** one in which the edges of the wound are transfixed with pins and approximation secured by twisting or wrapping the ends of the pins with thread. **s., harmonic,** same as *harmonia.* **s., intermaxillary,** the union between the superior

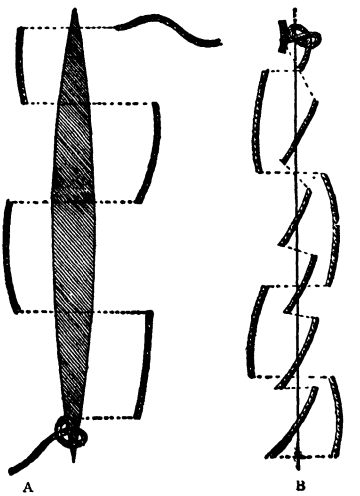

Quilted Sutures.

maxillary bones. **s., internasal,** the union between the nasal bones. **s., interparietal.** See *s., sagittal.* **s., interrupted,** one of a series of sutures passed through the margins of the wound, and each of which is tied separately. **s., jugal.** See *s., sagittal.* **s., lambdoid,** the union between the two superior borders of the occipital bone and the parietal bones. **s., longitudinal.** See *s., sagittal.* **s., masto-occipital.** See *s., occipitomastoid.* **s., mastoparietal.** See *s., parietomastoid.* **s., mattress,** a continuous suture which is made back and forth through both lips of a wound. **s., maxillolacrimal,** the union between the lacrimal and superior maxillary bones. **s., mediofrontal.** See *s., frontal.* **s., metopic.** See *s., frontal.* **s., nasofrontal,** the frontonasal suture. **s., nasomaxillary,** the union between the superior maxillary and nasal bones. **s., occipital.** See *s., lambdoid.* **s., occipitomastoid,** the union

between the mastoid portion of the temporal bone and the occipital bone. **s., occipitoparietal.** See *s., lambdoid.* **s., palatine,** the union between the palate bones. **s., palatine transverse.** See *s., palatomaxillary.* **s., palatomaxillary,** a suture between the palatal processes of the os palatinum and the superior maxilla. **s., parallel,** a continuous subcuticular suture. **s., parietomastoid,** the union between the mastoid portion of the temporal bone and the parietal bone. **s., petro-occipital,** the union between the occipital bone and the petrous portion of the temporal. **s., petrosphenoid,** the union between the great wing of the sphenoid bone and the petrous portion of the temporal. **s., pin-.** See *s., harelip.* **s., quill-, s., quilled,** one in which a doubled thread is passed and tied over quills or pieces of a soft catheter. **s., quilted,** one similar to a mattress suture. **s., relaxation-,** one introduced some distance from the great wing of the sphenoid and the squamous portion of the temporal bone. **s., subcuticular,** a buried, continuous suture in which the needle is passed horizontally into the true skin back and forth until the wound is closed. **s., tension,** same as *s., relaxation.* **s., twisted,** one made by winding a thread around a needle that pierces the wound transversely. **s., Wormian, anterior,** the upper part of the lambdoid suture.

Suzanne's gland (*soo-zan'*) [Jean Georges *Suzanne*, French physician, 1859–]. A mucous gland found in the floor of the mouth close to the median line.

svapnia (*svap'-ne-ah*) [Sanskrit, *svapna*, sleep]. Trade name of denarcotized opium.

s. v. r. Abbreviation of *spiritus vini rectificatus*, rectified spirit of wine.

swab (*swob*). A piece of cloth or sponge upon the end of a stick, used in feeding the sick, making

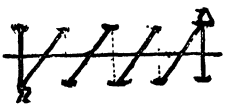

Continuous or Glover's suture (Esmarch and Kowalzig)

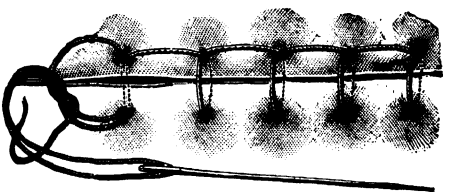

Continuous button-hole suture. (Walsham.)



Ford s suture: showing two square knots, a single knot, and the method of completing a square knot. (DaCosta)

Halsted's subcuticular suture. (Stewart)

wound-margin, carried through its depths, and made to emerge at some distance on the opposite side, to relieve the tension of the wound-sutures proper. **s., sagittal,** the union between the superior borders of the parietal bones. **s., sclerocorneal, of Kalt.** See *stitch, sclerocorneal.* **s., shotted,** one in which both ends of the suture are passed through a perforated shot, which is then tightly compressed. **s., sphenomalar,** the union between the malar bone and the great wing of the sphenoid. **s., sphenopalatine,** a cranial suture between the sphenoid and palatine bones. **s., sphenoparietal,** the union between the greater wing of the sphenoid bone and the parietal bone. **s., sphenotemporal,** the union between the temporal and the sphenoid bone. **s., squamoparietal, s., squamosal,** the union between the squamous portion of the temporal bone and the parietal bone. **s., squamosphenoid,** the union between the applications to the throat, cleansing the mouth and teeth, etc. **s.-stick,** a rod or shaft, one extremity of which is to be wound with cotton.

swage (*swāj*). 1. A tool used by dentists in working metal. 2. To work metal by means of a swage.

swallow (*swol'-o*). 1. To take into the stomach through the throat. The cavity of the throat and gullet; the esophagus. 2. A fissirostral oscine passerine bird, of the genus *Hirundo.* **s.-'s nest,** the nidus hirundinis; a deep fossa of the cerebellum between the commissure of the flocculus and uvula. **s.-tails,** notches on the teeth of a horse.

swallowing. Deglutition.

swamp (*swomp*) [origin obscure]. A piece of low, wet, marshy land. **s.-apple,** a parasitic growth found on swamp-azalea. **s.-dogwood.** 1. Buttonbush. 2. A plant allied to *Cornus florida; Cornus sericea.* **s.-fever,** a malarial fever. **s.-**

itch, same as *army itch.* **s.-laurel,** *kalmia glauca.* **s.-milkweed,** *Asclepias incarnata.* **s.-pine,** *Pinus australis;* broom-pine. **s. sassafras.** The *Magnolia glauca,* the bark of which is aromatic and diaphoretic.

swarming. 1. Moving in a swarm. 2. Breeding multitudes. A form of endogenous cell-formation noted in certain algæ.

sweat (*swet*) [AS., *swāt*]. The secretion of the sudoriferous glands, consisting of a transparent, colorless, aqueous fluid, holding in solution neutral fats, volatile fatty acids, cholesterin, traces of albumin and urea, free lactic acid, sodium lactate, sodium chloride, potassium chloride, and traces of alkaline phosphates. **s., bloody,** see *hematidrosis.* **s., blue,** perspiration which has a blue color, it is thought by some to be due to oxidation of the colorless indican secreted in the sweat. **s., English,** see *sweating-sickness.* **s.-gland,** one of the small glands secreting the sweat, situated in the true skin and subcutaneous areolar tissue, consisting of a convoluted tube from which the excretory duct passes outward through the skin. In its passage through the epidermis the duct is more or less spiral. **s., green,** sweat having a bluish or greenish color, seen mainly in copper-workers, and due to copper taken into the system by the inhalation of particles or fumes, or with food and drink. **s.-house,** a room or inclosure furnished with apparatus for subjecting the occupant to the sudorific effects of steam **s., night,** drenching perspiration occurring at night or whenever the patient sleeps, in the course of pulmonary tuberculosis. **s., phosphorescent,** a very rare peculiarity of the sweat, in which it becomes phosphorescent; it has been observed in some cases of miliaria and after eating phosphorescent fish. The phosphorescence is thought to be due to bacilli. **s., Picardy,** see *sweating-sickness.* **s., red,** a peculiar, red perspiration noted in the axillæ and genital region, and due to microorganisms which have developed in the hairs of these warm, moist parts.

sweating-sickness. An infective, febrile epidemic disorder, characterized by a rapid course and profuse perspiration. It was prevalent in England at the end of the fifteenth and first half of the sixteenth century. Syn., *English sweat; miliaria; Picardy sweat; sudor anglicus;* Fr., *suette miliaire;* Ger., *schweissfresel.*

Swediaur's disease (*sva'-de-our*) [François Xavier *Swediaur,* Austrian physician, 1748–1824] See *Albert's disease.*

Swedish green. See *Scheele's* green. **S. movements.** Certain systematic gymnastic exercises intended to exercise and develop the human body, and affect function, nutrition, etc

sweeny (*swe'-ne*) [origin obscure]. A wasting, or shrinkage, of the shoulder-muscles of the horse, generally due to some lameness of the foot or foreleg, it is also called *swinney.*

sweet. Having a taste like that of sugar or honey. **s. precipitate,** mercuric chloride. **s. principle of fats,** glycerin. **s. spirit of niter,** spiritus ætheris nitrosi **s. spirit of salt,** ethyl chloride.

sweetbread. 1. The pancreas. 2. The thymus.

sweetdock (*swēt-dok*). Bistorta.

swell (*swel*). To grow in bulk; to puff out. **s.-bodies,** Zuckerkandl's term for the venous plexuses found over the turbinated bodies.

swelling (*swel'-ing*) [ME., *swellen,* to swell]. Any morbid enlargement, inflation, tumor, or protuberance. **s., albuminous,** see *s., cloudy,* **s., blennorrhagic** (of the knee), the enlargement of the knee which occurs in gonnorrheal synovitis. **s., cloudy,** a swelling of cells due to disturbed nutrition. **s., glassy,** amyloid degeneration. **s., lacteal,** a swelling of the breast due to obstruction of the lacteal ducts. **s., Sœmmering's crystalline,** an annular swelling formed in the lower part of the capsule, behind the iris, after extraction of the crystalline lens. **s., white.** 1. A disease of the bones which causes them to dilate as if distended by pressure from within. 2. A tumor, usually of the wrist or ankle, due to caries. Syn., *hydrarthrosis.*

Swieten's liquor or **solution** (*swē'-ten*) [Gerard van *Swieten,* Dutch physician 1700–1772]. A solution containing one part each of sodium chloride and ammonium chloride, with 4 parts of mercury bichloride in 500 parts of water.

swine-erysipelas. A contagious disease of swine marked by fever and a red eruption on the neck and belly.

swine-fever. Hog cholera

swine-plague. An infectious disease of swine, due to the bacillus of swine plague.

swoon. Syncope.

sycephalus (*si-sef'-al-us*) [*syn;* κεφαλή, head]. A double monster having two incomplete heads joined together.

sycoceryl (*si-ko-ser'-il*). Applied to an alcohol the acetate of which is a constituent of sycoretin. **s. hydrate,** sycoceryl aldehyde.

sycoma (*si-ko'mah*) [σῦκον, a fig: *pl., sycomata*]. A condyloma, or wart; a condition characterized by warty or fig-like excrescences on the soft tissues of the body, as the eyelids, tongue, anus, or genitals.

sycoretin (*si-ko-re'-tin*) [σῦκον, fig; κηρός, wax]. A resin found in 1855 in *Ficus rubiginosa,* of New South Wales.

sycose (*si-kōs*). Saccharin

sycosiform (*si-ko'-se-form*) [*sycosis; forma,* form]. Resembling sycosis.

sycosis (*si-ko'-sis*) [σύκωσις, a fig-like excrescence on the flesh] An inflammatory disease affecting the hair-follicles, particularly of the beard, and characterized by papules, pustules, and tubercles, perforated by hairs, together with infiltration of the skin and crusting. **s., bacillogenic,** a variety of so-called "non-parasitic" sycosis, ascribed to the *Bacillus sycosiferus fœtidus.* **s. barbæ,** sycosis of the beard. **s. capillitii.** 1. Dermatitis papillaris capillitii, of Kaposi; s. frambœsiformis, of Hebra; acne keloid, of Bazin. 2. Kerion. 3. Pustular eczema of the scalp. **s., coccogenic,** the so-called "non-parasitic" sycosis which is caused by organism belonging to the schizomycetes (Unna). **s. contagiosa,** see *s. parasitaria.* **s. frambœsiformis.** See *dermatitis papillaris capillitii.* **s. hypertrophic.** See *s., keloid.* **s., hyphogenic, s., hyphomycetous, s. parasitaria,** of Unna; tinea sycosis, the inflammation excited by the *Trichophyton tonsurans.* **s., keloid,** sycosis in which keloid degeneration occurs in the cicatrices resulting from the follicular inflammation (Milton). Also called *ulerythema sycosiforme* (Unna). **s., lupoid.** See *s., keloid.* **s. mentagra.** See *s. barbæ.* **s., nonparasitic,** sycosis due to the presence of coccogenic organisms. See *s., coccogenic.* **s. palpebræ marginalis,** sycosis affecting the edge of the eyelids. **s parasitiria, s. parasitica,** barbers' itch; a disease of the hair follicles, usually

affecting the region covered by the beard and due to the presence of the *Trichophyton tonsurans*. See *s., hyphogenic.* **s., parasitic.** See *s. parasitaria.* **s., schizomycetic.** See *s., coccogenic.*

Sydenham's chorea (*sid'-en-ham*) [Thomas *Sydenham*, English physician, 1624–1689]. Chorea minor; infectious chorea. **S.'s cough,** spasm of the respiratory muscles in hysteria. **S.'s laudanum,** wine of opium.

syl. A flavoring agent in syrup.

syllable-stumbling (*sil-ab-l-stum'-bling*). A form of dysphasia wherein each sound and syllable can be distinctly uttered, but the word as a whole is spoken with difficulty. It occurs in paretic dementia.

syllabic utterance. Scanning speech, observed in insular sclerosis; the words are enunciated slowly and separately and there may be a staccato accentuation of individual syllables.

syllabus (*sil'-ab-us*) [συλλαβος, a collection]. A compendium containing the heads of a discourse; the main propositions of a course of lectures; an abstract.

syllepsiology (*sil-lep-se-ol'-o-je*) [σύλληψις, pregnancy; λόγος, science]. The physiology of conception and pregnancy.

syllepsis (*sil-ep'-sis*) [σύλληψις]. Conception, or impregnation.

Sylvester's method. See *Silvester.*

Sylvian (*sil'-ve-an*). Described by the anatomist Jacobus *Sylvius* (1478–1555), or Franciscus *Sylvius* (1614–1672). **S. angle,** the angle formed by the posterior limb of the Sylvian fissure with a line perpendicular to the superior border of the hemisphere. **S. aqueduct,** a narrow canal extending from the third to the fourth ventricle. **S. artery,** the middle cerebral artery, lying in the fissure of Sylvius. **S. fissure,** a deep fissure of the brain beginning on the outer side of the anterior perforated space, and extending outward to the lateral surface of the hemisphere. It has two branches—a short vertical and a long horizontal, the latter separating the parietal from the temporosphenoid lobe. Between the branches lies the island of Reil. **S. fossa, S. valley,** the depression which appears on the surface of the brain about the end of the second month of fetal life and afterward becomes the Sylvian fissure. **S. vein,** one of the veins of the convexity of the brain, which courses at first along the fissure of Sylvius and then ascends across the hemisphere. **S. ventricle,** the fifth ventricle.

sylviduct (*sil-ve-dukt*). The aqueduct of Sylvius

sym- (*sim-*). The same as *syn-*.

symbion, symbiont (*sim'-be-on, sim'-be-ont*) [*syn;* βιος, a life]. In biology, either of two organisms living in intimate association; a commensal.

symbiosis (*sim-bi-o'-sis*) [*syn;* βιος, a life]. In biology, the intimate association of two living organisms, not parent and offspring, male and female, or parasite and host. Commensalism

symbiotic (*sim-bi-ot'-ik*). Pertaining to symbiosis.

symblepharon (*sim-blef'-ar-on*) [συν, together; βλέφαρον, the eyelid]. Adhesion of the eyelids to the eyeball. **s., anterior,** when the edge of the lid is adherent. **s., posterior,** when the adhesion is at the conjunctival fold. **s., total,** when the entire lid is adherent.

symblepharopterygium (*sim-blef-ar-o-ter-ij'-e-um*). A variety of symblepharon in which a cicatricial band resembling a pterygium connects the lid and the eyeball.

symblepharosis (*sim-blef-ar-o'-sis*) [*syn;* βλέφαρ eyelid]. Adhesion of the eyelids to the globe of the eye or to each other.

symbol (*sim'-bol*) [σύμβολον, a pledge]. 1. A sign or character denoting an idea. The following are commonly employed in medicine: ℞, Recipe, take of; ℈, scruple; ʒ, dram; f ʒ, fluidram; ℥, ounce; f ℥, fluidounce; ♏, Minim. 2. In chemistry, a conventional abbreviation of the name of an element, generally consisting of the initial letter or letters of the name in Latin or English. It denotes one atom of the element. See *signs and abbreviations*, p. XV.

symbolia (*sim-bo'-le-ah*) [*symbol*]. The ability to recognize an object by the sense of touch.

symbolism (*sim'-bol-izm*) [symbol]. The delusional or hallucinational interpretation of all events or objects as having a mystic significance; a habit not uncommon in certain forms of insanity.

Syme's operation (*sim*) [James *Syme*, Scotch surgeon, 1799–1870]. 1. Amputation at the ankle-joint, the malleoli being sawn through, and a flap made with the skin of the heel. 2. External urethrotomy.

Symington's anococcygeal body (*sim'-ing-tonz a-no-kok-sij'-e-al*) [Johnson *Symington*, Scotch anatomist]. A small body made up of muscular and connective tissue, situated between the coccyx and the anal canal.

symmelic (*sim-el'-ik*) [*syn;* μέλος, limb]. Characterized by a coalition of the limbs.

symmelus, symelus (*sim'-el-us*) [συν, together; μέλος, a limb]. A species of monster characterized by imperfect development of the pelvis and lower extremities with more or less intimate fusion of the latter.

symmetric, symmetrical (*sim-et'-rik, sim-et'-rik-al*) [συμμετρία, proportion]. Pertaining to or exhibiting symmetry. **s. gangrene.** See *sphaceloderma.*

symmetry (*sim'-et-re*) [*syn;* μέτρον, measure]. In anatomy, a harmonious correspondence of parts; also the relation of homologous parts at opposite sides or ends of the body. In pathology, the theory that constitutional diseases affect both lateral halves of the body impartially.

symparalysis (*sim-par-al'-is-is*). Conjugate paralysis, a term given to the abolition of certain synkineses of the eye.

sympathectomy, sympathicectomy (*sim-path-ek'-to-me, sim-path-is-ek'-to-me*). Excision of part of the sympathetic nerve.

sympatheoneuritis (*sim-path-e-o-nū-ri'-tis*). Inflammation of the sympathetic nerve.

sympathetic (*sim-path-et'-ik*) [see *sympathy*]. 1. Pertaining to or produced by sympathy. 2. Conveying sympathy or sympathetic impulses, as the *sympathetic* system. **s. ganglia.** See under *s. system.* **s. irritation,** irritation of an organ arising from irritation of another related organ, as *sympathetic irritation* of one eye from irritation of the other. **s. nerve,** see *s. nervous system.* **s. ophthalmia,** inflammation of one eye arising subsequent to inflammation of the other eye. **s. plexuses,** see under *s. nervous system.* **s. nervous system,** a system of ganglia (*sympathetic ganglia*) forming a chain from the cranium to the end of the spinal column connected together by nerve-fibers and supplying the viscera and blood-vessels. At

intervals the sympathetic nerves and ganglia form plexuses (*sympathetic plexuses*).

sympatheticectomy (*sim-path-et-e-sek'-to-me*). Excision of parts of the sympathetic nerve.

sympatheticism (*sim-path-et'-is-izm*). See *sympathism*.

sympatheticoparalytic (*sim-path-et-ik-o-par-al-it'-ik*). Due to paralysis of the sympathetic nerve.

sympatheticotonic (*sim-path-et-ik-o-ton'-ik*). Applied to migraine caused by tonic contraction of the arteries due to overaction of the sympathetic.

sympatheticotonus (*sim-path-et-'ik-o-to'-nus*) [*sympathetic*; τόνος, tone]. Marked tonicity of sympathetic nervous system, shown by cardiovascular irritability; occurring in hyperthyroidism.

sympatheticus (*sim-path-et'-ik-us*). See *sympathetic nerve*.

sympathetiplex (*sim-path-et'-ip-leks*) [*sympathetic; plexus*]. A sympathetic plexus

sympathic (*sim-path'-ik*). Syn. of *sympathetic*.

sympathiconeuritis (*sim-path-ik-o-nū-ri-tis*). Inflammation of the sympathetic nerve.

sympathicopathy (*sim-path-e-kop'-a-the*). A disordered condition resulting from disturbance of the sympathetic nervous system.

sympathicotripsy (*sim-path-ik-o-trip'-se*) [*sympathy*; τρίβειν, to crush]. In treatment of mental diseases, crushing the superior cervical ganglion.

sympathicus (*sim-path'-ik-us*). The sympathetic nervous system.

sympathin (*sim'-path-in*). A hormone similar to adrenalin; believed to be formed in the muscle cells by nerve impulses (Cannon)

sympathism (*sim'-path-izm*). Susceptibility to hypnotic suggestion.

sympathist (*sim'-path-ist*). One who is susceptible to hypnotic suggestion.

sympathizer (*sim-path-i'-zer*). An eye with *sympathetic ophthalmia, q. v.*

sympathoblast (*sim-path'-o-blast*). A primitive sympathetic nerve cell.

sympathy (*sim'-path-e*) [σύν, together; πάθος, suffering]. The mutual relation between parts more or less distant, whereby a change in the one has an effect upon the other.

symperitoneal (*sim-per-it-on-e'-al*) [*syn-; peritoneum*]. Connecting artificially two parts of the peritoneum.

sympexia (*sim-peks'-e-ah*). See *sympexis*.

sympexion (*sim-peks'-e-on*) [augmented form of *sympexis: pl., sympexia*]. A sympexis.

sympexis (*sim-peks'-is*) [σύμπηξις]. A concretion found in the vessels or crypts of certain glands, especially the thyroid and lymphatic, the prostate, and in the seminal vesicles.

symphalangism (*sim-fal'-an-jism*) [σύν, with; *phalanges*]. Inherited condition of stiff fingers, or ankylosed finger joints.

symphiocephalus (*sim-fi-o-sef'-al-us*) [*syn-*; φύειν, to grow; κεφαλή, the head]. A twin monster with the union in the head.

symphora (*sim'-for-ah*). Synonym of *congestion*.

symphoremа (*sim-for-e'-mah*) [*syn-*; φερεῖν, to bear]. The state of being congested.

symphoresis (*sim-fo-re'-sis*) [*syn-*; φερεῖν, to bear]. Congestion, or a congestive process.

symphoricarpous (*sim-for-ik-ar'-pus*) [*syn-*; φερεῖν, to bear; καρπός, fruit]. In biology, bearing clustered fruits. Used in homeopathy.

symphorol (*sim'-for-ol*) [*syn-*; φορά, brought forth]. A generic name for the caffeine sulphates or sulfocaffeinates. **s. L,** lithium and caffeine sulphonate. **s. N,** sodium and caffeine sulphate. **s. S,** strontium and caffeine sulphonate.

symphyseal (*sim-fiz'-e-al*) [*symphysis*]. Pertaining to a symphysis.

symphyseorrhaphy (*sim-fiz-e-or'-af-e*) [*symphysis; ῥαφή*, a seam]. Suture of a divided symphysis.

symphyseotome (*sim-fiz-e-o-tōm*). An instrument used in performing symphyseotomy.

symphyseotomy (*sim-fiz-e-ot'-o-me*) [*symphysis; τομή*, a cutting]. The operation of dividing the symphysis pubis for the purpose of increasing the diameters of the pelvic canal and facilitating labor.

symphysic (*sim-fiz'-ik*). Same as *symphyseal*. See also *teratism*.

symphysiectomy (*sim-fiz-e-ek'-to-me*) [*symphysis; ἐκτομή*, excision]. The operation of cutting out the symphysis pubis for the purpose of facilitating delivery.

symphysion (*sim-fiz'-e-on*). The most anterior point of the alveolar process of the lower jaw; used as a craniometric point.

symphysis (*sim'-fiz-is*) [σύν, together; φύειν, to grow]. The line of junction of two bones. **s. cartilaginosa,** synchondrosis. **s. ligamentosa,** syndesmosis. **s. mandibulæ, s. menti,** the central vertical ridge upon the outer aspect of the lower jaw, showing the line of union of the two halves. **s. ossium muscularis.** See *sysorcosis*. **s. pubis,** the line of junction of the pubic bones. **s., sacrococcygeal,** the sacrococcygeal articulation. **s., sacroiliac,** the union between the sacrum and the ilium.

symphysodactylia (*sim-fiz-o-dak-til'-e-ah*). Synonym of *syndactylism*.

symphysopsis (*sim-fiz-ops'-e-ah*). See *cyclopia*.

symphysoskelia (*sim-fiz-o-ske'-le-ah*) [*symphysis; σκελός*, leg]. The condition in which the lower extremities are united.

sympiesis (*sim-pi-e'-sis*) [*syn-; πίεσις*, a squeezing]. A pressing together of parts.

sympiesometer (*sim-pe-es-om'-et-ur*) [σύν, together; πίεσις, a squeezing; μέτρον, a measure]. An apparatus for estimating pressure.

symplocarpus fœtidus (*sim-plo-kar'-pus fet'-id-us*). *Dracontium fœtidum*, or skunk-cabbage, the rhizome of which is stimulant, antispasmodic, and narcotic, and has been used in asthma, chronic rheumatism, chorea, hysteria, etc. Dose 10–20 gr. (0.65–1.3 Gm.).

Symplocos (*sim'-plo-kos*) [σύμπλοκος, twined]. A genus of the *Styraceæ*. The leaves of *S. alstonia*, a tree of South America, are used as mate and also as a digestive and diaphoretic. *S. platyphylla*, sweet-leaf, is indigenous to the southern United States and South America; the root bark is used in intermittent fever. *S. racemosa* is indigenous to India, and furnishes a red coloring-matter and lodh-bark, used in plasters. It contains lotourin, colloturin, and lotouridin. *S. tinctoria*, sweetleaf, of South Carolina, contains in its sweet leaves a yellow coloring-matter. The root is used as a digestive.

sympodia (*sim-po'-de-ah*) [*syn-; πούς*, foot]. The condition in which the lower extremities are united.

sympodial (*sim-po'-de-al*) [*syn-; πούς*, foot]. Pertaining to a sympodium.

sympodium (*sim-po'-de-um*) [*syn-; πούς*, foot: *pl., sympodia*]. In biology, a stem which consists of a series of secondary stems or axes which have arisen as branches one from another, as in the grape-vine, the tomato, the linden, etc. See *pseudaxis*.

symptom (*simp'-tom*) [*σύν*, together; *πτῶμα*, a falling]. The change in a patient occurring during disease and serving to point out its nature and location. See *sign*. **s., accessory, s., assident,** a minor symptom. **s., accidental,** one intervening in the course of a disease without having any connection with it. **s.-complex,** the ensemble of symptoms of a disease. See also *syndrome*. **s.-complex, Avellis',** paralysis of one-half of the soft palate, associated with a recurrent paralysis on the same side. **s.-complex, Benedikt's,** tremor of one side of the body, in part or wholly, and oculomotor paralysis of the other side. **s.-complex, Bernhardt-Roth's.** See *Bernhardt's paresthesia*. **s.-complex, Erb-Goldflam's.** See *Erb's disease*. **s.-complex, Escherich's.** See *pseudotetanus*. **s.-complex, Friedmann's vasomotor,** a train of symptoms following injury to the head, consisting of headache, vertigo, nausea and intolerance of mental and physical exertions and of galvanic excitation; it is occasionally associated with ophthalmoplegia and mydriasis. These phenomena may subside and recur with greater intensity, with fever, unconsciousness, and paralysis of the cranial nerves, ending in fatal coma. They are probably due to an encephalitis of slow development with acute exacerbations. **s.-complex, Hoppe-Goldflam's,** see *Erb's disease*. **s.-complex, Putnam-Dana's,** combined sclerosis of the lateral and posterior columns of the spinal cord. **s.-complex, Roth's,** see *Bernhardt's paresthesia*. **s.-complex, Wilk's,** see *Erb's disease*. **s.s, concomitant,** accessory phenomena occurring in connection with the essential phenomena of a disease. **s., constitutional, s., general,** one produced by the effect of the disease on the whole body. **s. delayed,** see *deferred shock*. **s. direct,** one depending directly upon disease. **s., dissociation-,** see *dissociation-symptom*. **s., equivocal,** one of doubtful significance. **s. grouping,** the same as symptom-complex, *q. v.* **s., indirect,** one only indirectly due to disease. **ss., labyrinthine,** a group of symptoms due to lesion or disease of the internal ear **s., local,** one indicating the concentration of a disease in a certain part of the body. **s., negatively pathognomonic,** one which never occurs in a certain disease and therefore by its presence shows the absence of that disease. **s., objective,** one observed by the physician. **s., passive.** See *s., static*. **s., pathognomonic,** a symptom which exhibits itself only in a certain disease and therefore undeniably proves its presence. **ss., physical,** the physical signs of morbid conditions. **s., rational,** a subjective symptom. **s., signal,** the first disturbance of sensation preceding a more extensive convulsion, as the aura heralding an attack of epilepsy. **s., static,** a symptom which indicates the condition in a single organ without reference to the rest of the body. **s. subjective,** that observed only by the patient. **ss., sympathetic,** symptoms for which no adequate cause can be given other than so-called sympathy. **s. turpitudinis,** nymphomania.

symptomatiatria (*simp-to-mat-e-at'-tre-ah*) [*symptom*; *ἰατρεία*, treatment]. Treatment directed solely to the symptoms.

symptomatic (*simp-tom-at'-ik*) [*symptom*]. 1. Pertaining to or of the nature of a symptom. 2. Affecting symptoms, as *symptomatic* treatment. **s. anthrax,** see *black-leg*.

symptomatography (*simp-to-mat-og'-ra-fe*) [*symptom*; *γράφειν*, to write]. A written or printed description of symptoms.

symptomatologic (*simp-to-mat-o-loj'-ik*) [*symptom*; *λόγος*, science]. Pertaining to symptomatology.

symptomatology (*simp-tom-at-ol'-o-je*) [*symptom*; *λόγος*, science]. The science of symptoms; the symptoms of disease taken together as a whole.

symptomatolytic (*simp-to-mat-o-lit'-ik*) [*symptom*; *λύειν*, to loosen]. Removing symptoms.

symptosis (*simp-to'-sis*) [*συμπίπτειν*, to fall together]. Wasting; emaciation; collapse.

sympus (*sim'-pus*) [*syn-*; *πούς*, foot]. A vice of development consisting in coalescence of the lower limbs; a siren monster. There may be but one foot (*s. monopus*) or two (*s. dipus*), or the feet may be represented only by toes (*s. apus*).

syn- (*sin-*) [*σύν*, together]. A prefix signifying with or together.

synadelphus (*sin-ad-el'-fus*) [*syn-*; *ἀδελφός*, brother]. A monster having eight limbs with but one head and trunk

synæsthesia (*sin-es-the'-ze-ah*). See *synesthesia*

synalgia (*sin-al'-je-ah*) [*syn-*; *ἄλγος*, pain]. Pain felt in a distant part from an injury or stimulation of another part.

synalgic (*sin-al'-jik*). Pertaining to or characterized by synalgia.

synanastomosis (*sin-an-as-to-mo'-sis*) [*syn-*; *anatomosis*]. The joining of several blood-vessels.

synanche (*si-nang'-ke*). Synonym of *diphtheria*.

synangium (*sin-an'-je-um*) [*syn-*; *ἀγγεῖον*, vessel *pl*, *synangia*]. An arterial axis, or trunk.

synanthema (*sin-an'-them-ah*) [*συνανθεῖν*, to blossom together]. A group of efflorescences on the skin.

synantherin (*sin-an'-ther-in*). See *inulin*.

synanthrose (*sin-an'-thrōs*). See *levulose*

synaphymenitis (*sin-af-i-men-i'-tis*) [*συναφή*, connection; *ὑμήν*, a membrane, *ῖτις*, inflammation]. A former synonym for conjunctivitis.

synapse (*sin-aps'*). See *synapsis*.

synapsis (*sin-ap'-sis*) [*syn-*; *ἅπτειν*, to clasp]. 1. The anatomical relation of one neuron with another. The intertwining of the terminal arborizations of the neurons by means of which nerve-impulses may pass from one to another Syn., *synapse*. 2. The joining together of chromosomes.

synaptase (*sin-ap'-tās*) See *emulsin*

synaptic (*sin-ap'-tik*). Pertaining to synapsis. **s. phase,** synapsis.

synarthrodia (*sin-ar-thro'-de-ah*). See *synarthrosis*.

synarthrodial (*sin-ar-thro'-de-al*) [*synarthrosis*]. Pertaining to or of the nature of a synarthrosis.

synarthrophysis (*sin-ar-thro-fi'-sis*) [*syn-*; *arthrosis*; *φύειν*, to grow] Progressive ankylosis of the joints.

synarthrosis (*sin-ar-thro'-sis*) [*syn-*; *ἄρθρον*, a joint] A form of articulation in which the bones are immovably bound together without any intervening synovial cavity. The forms are *sutura*, in which processes are interlocked; *schindylesis*, in which a thin plate of one bone is inserted into a cleft of another and *gomphosis*, in which a conical process is held by a socket.

syncephalus (*sin-sef'-al-us*) [*syn-*; *κεφαλή*, head]. A monster with two heads fused into one.

synchilia, syncheilia, (*sin-ki'-le-ah*) [*syn-*; *χεῖλος*, lip] Atresia of the lips.

synchondroseotomy (*sin-kon-dro-se-ot'-o-me*). Operation of cutting through the sacro-iliac

ligaments and closing the pubic arch; for exstrophy of the bladder.

synchondrosial (*sin-kon-dro'-ze-al*) [*syn-*; χόνδρος, cartilage]. Pertaining to a synchondrosis.

synchondrosis (*sin-kon-dro'-sis*) [*syn-*; χόνδρος, a cartilage]. A joint in which the surfaces are connected by a growth of cartilage. **s., sacroiliac,** the union between the sacrum and the ilium.

synchondrotomy (*sin-kon-drot'-o-me*) [*syn-*; χόνδρος, cartilage; τέμνειν, to cut]. A division of the cartilage uniting bones, especially of that of the symphysis pubis.

synchopexia (*sin-ko-peks'-e-ah*). Same as *tachycardia*.

synchronism (*sin'-kro-nizm*) [*syn-*; χρόνος, time]. Concurrence in time of two or more events.

synchronous (*sin'-kro-nus*) [*syn-*; χρόνος, time]. Occurring at the same time.

synchysis scintillans (*sin'-kis-is sin'-til-lanz*) [σύγχυσις, a mixing together]. The presence of bright, shining particles in the vitreous humor of the eye.

syncinesis. See *synkinesis*.

syncleisis (*sin-kli'-sis*). Synonym of *occlusion*.

synclinal (*sin'-klin-al*). Bending or inclining in the same direction.

synclisis (*sin'-klis-is*). Same as *synclitism*.

synclitic (*sin-klit'-ik*) [συγκλίνης, leaning together]. Exhibiting or characterized by synclitism.

synclitism (*sin'-klit-izm*) [συγκλίνης, bending together]. A condition marked by parallelism or similarity of inclination; parallelism between the pelvic planes and those of the fetal head.

synclonus (*sin'-klo-nus*) [*syn-*; κλόνος, clonus]. 1. Tremor, or clonic spasm, of several muscles at the same time. 2. A disease thus characterized, as chorea. **s. ballismus,** paralysis agitans. **s. tremens,** general tremor.

syncopal (*sin'-ko-pal*) [*syncope*]. Pertaining to or characterized by syncope.

syncope (*sin'-ko-pe*) [*syn-*; κόπτειν, to strike or cut]. Swooning or fainting, a partial or complete temporary suspension of the functions of respiration and circulation from cerebral anemia. **s. anginosa,** synonym of *angina pectoris*. **s., laryngeal,** laryngeal vertigo. **s., local,** sudden pallor and insensibility of a part.

syncopexia, syncopexy (*sin-ko-peks'-e-ah, sin-ko-peks'-e*). See *tachycardia*.

syncopic (*sin-kop'-ik*). Syncopal.

syncyanin (*sin-si'-an-in*). A blue pigment elaborated by *Bacillus cyanogenus*.

syncytial (*sin-sit'-e-al*) [see *syncytium*]. Pertaining to a syncytium.

syncytiolysin (*sin-sit-e-ol'-is-in*) [*syncytium*; λύειν, to loosen]. A cytolisin produced by injections of an emulsion made from placental tissue.

syncytioma (*sin-sit-e-o'-mah*) [*syncytium*; ὄμα, a tumor]. A tumor composed of syncytial tissue. **s. malignum,** malignant degeneration of the villi of the chorion. See *deciduoma malignum*.

syncytiotoxin (*sin-sit-e-o-toks'-in*). A cytotoxin with specific action on syncytial cells.

syncytium (*sin-sit'-e-um*) [*syn-*; κύτος, a cell]. 1. A mass of protoplasm with numerous nuclei. 2. The collection of epithelial cells forming the outermost covering of the chorionic villi.

syndactyl (*sin-dak'-til*) [*syn-*; δάκτυλος, a digit]. Having the fingers or toes joined together.

syndactylia, syndactylism, syndactyly (*sin-dak-til'-e-ah, sin-dak'-til-izm, sin-dak'-til-e*) [*syn-*; δάκτυλος, finger]. Adhesion between fingers or toes; webbed fingers; webbed toes.

syndactylous (*sin-dak'-til-us*). Same as *syndactyl*.

syndactylus (*sin-dak'-til-us*). A person with webbed fingers or toes.

syndectomy (*sin-dek'-to-me*). See *peritomy*.

syndelphus (*sin-del'-fus*) [*syn-*; ἀδελφός, brother]. A monocephalic double monstrosity with a single pelvis, united thoraces, four upper and four lower extremities.

syndesis (*sin-de'-sis*) [συνδεῖν, to bind together]. The state of being bound together.

syndesmectopia (*sin-dez-mek-to'-pe-ah*) [σύνδεσμος, a bond; ἔκτοπος, out of place]. Ligamentous displacement.

syndesmitis (*sin-dez-mi'-tis*) [σύνδεσμος, a ligament; ιτις, inflammation]. 1. Inflammation of a ligament. 2. Conjunctivitis.

syndesmodiastasis (*sin-dez-mo-di-as'-tas-is*) [σύνδεσμος, ligament; διάστασις, separation]. Separation of the ligaments.

syndesmography (*sin-dez-mog'-ra-fe*) [*syndesmus*; γράφειν, to write]. The branch of anatomy treating of ligaments.

syndesmology (*sin-dez-mol'-o-je*). See *syndesmography*.

syndesmoma (*sin-dez-mo'-mah*) [σύνδεσμος, ligament; ὤμα, tumor]. A new growth containing a large amount of connective tissue.

syndesmoplasty (*sin-dez-mo-plas'-te*) [σύνδεσμος, ligament; πλάσσειν, to form]. A plastic operation on a ligament.

syndesmorrhaphy (*sin-dez-mor'-af-e*) [σύνδεσμος, ligament; ῥαφή, a suture]. Suture or repair of ligaments.

syndesmosis (*sin-dez-mo'-sis*) [*syndesmos*]. A form of articulation in which the bones are connected by ligaments.

syndesmotic (*sin-dez-mot'-ik*) [σύνδεσμος, ligament] Bound together.

syndesmotomy (*sin-dez-mot'-o-me*) [*syndesmus*; τέμνειν, to cut]. 1. Dissection of the ligaments. 2. The division of a ligament.

syndesmus (*sin-des'-mus*) [σύνδεσμος, ligament]. A ligament.

syndrome (*sin'-drōm*) [σύν, together; δρόμος, a running]. The aggregate symptoms of a disease; a complex of symptoms. See *symptom-complex*. **s., levulosuric,** a variety of diabetes with melancholia, insomnia, impotence, and the presence in the urine of a levulose that disappears rapidly on the suppression of carbohydrates. **s. temporanea di Gubler,** see *Gubler's hemiplegia*. **s., aviation,** headache, tinnitus aurium and labored inspiration occurring in aviators.

syndromic (*sin-drom'-ik*). Pertaining to a syndrome.

synechia (*si-nek'-e-ah* or *sin-e-ki'-ah*) [σύν, together; ἔχειν, to hold: *pl.*, *synechiæ*]. A morbid union of parts; especially, adhesion of the iris to a neighboring part of the eye. **s., annular, s., circular,** exclusion of the pupil. **s., anterior,** adhesion between the iris and transparent cornea. **s., posterior,** adhesion between the iris and crystalline lens. Syn., *ptosis diplopia*. **s., total,** adhesion of the entire surface of the iris to the lens.

synechiotomy (*sin-ek-e-ot'-o-me*). See *synechotomy*.

synechotome (*sin-ek'-o-tōm*) [συνέχειν, to hold together; τέμνειν, to cut]. An instrument for the division of adhesions, particularly of the membrana tympani.

synechotomy (*sin-ek-ot'-o-me*) [*synechia*; τέμνειν, to cut]. The division of a synechia.

synectenterotomy (*sin-ek-ten-ter-ot'-o-me*) [*synechia; enterotomy*]. The division of an intestinal adhesion.

syneidesis (*sin-e-de'-sis*) [συνειδησις, consciousness]. In biology; the self-regulative principle of an organism which evaluates, unconsciously, the various instincts.

synencephalia (*sin-en-sef-al'-e-ah*) [*syn-*; ἐγκέφαλος, the brain]. The condition of synencephalus.

synencephalocele (*sin-en-sef'-al-o-sēl*) [*syn-*; *encephalocele*]. An encephalocele arising from abnormal adhesions, probably the result of some intrauterine inflammation.

synencephalus (*sin-en-sef'-al-us*). A monster having two bodies with but a single head.

syneresis (*sin-er'-es-is*) [συναιρειν, to draw together]. Contraction of a clot.

synergetic (*sin-er-jet'-ik*). Exhibiting synergy; working together.

synergism (*sin'-er-jism*). Synergy.

synergist (*sin'-er-jist*) [*synergy*]. An agent cooperating with another.

synergistic. See *synergetic.*

synergy (*sin'-er-je*) [*syn-*; ἔργον, work]. The cooperative action of two or more agents or organs.

synesis (*sin'-e-sis*) [σύνεσις, a coming together]. Faculty of comprehension, intelligence, sagacity.

synesthesia, synæsthesia (*sin-es-the'-ze-ah*) [*syn-*; αἴσθησις, sensation]. A secondary sensation or subjective impression accompanying an actual perception. E.g., sensation of taste arouses that of color, or sound. **s. algica,** same as *synesthesialgia, q. v.*

synesthesialgia (*sin-es-the-ze-al'-je-ah*). A disturbance of sensation resulting from neuritis (especially of the median and sciatic nerves).

synetion, synætion (*sin-e'-shun*) (*syn-*; αἰτία, cause]. A cause which cooperates with another to produce disease.

syngamous (*sin'-gam-us*) [σύν, with; γάμος, marriage]. Indicating that the sex of an individual is settled at the time when the ovum is fertilized.

syngamy (*sin'-gam-e*) [σύν, with; γάμος, marriage]. Sexual reproduction.

syngenesis (*sin-jen'-es-is*) [*syn-*; γένεσις, generation]. 1. The theory that the embryo is the product of the union of the male and female elements; also the theory that the embryo contains within itself the germs of all future generations developed from it. 2. Reproduction by union of male and female elements.

syngenetic (*sin-jen-et'-ik*) [see *syngenesis*]. Propagated by means of both parents.

syngenic (*sin-jen'-ik*). Synonym of *congenital.*

syngignoscism (*sin-gig'-no-sizm*) [*syn-*; γιγνώσκειν, to know]. Hypnotism, so termed from the agreeing of one mind with another.

synidrosis (*sin-id-ro'-sis*) [*syn-*; ἱδρώς, sweat]. Concurrent sweating. The association of perspiration with another condition.

synizesis (*sin-iz-e'-sis*) [*syn-*; ἵζειν, to sit]. Closure. **s. pupillæ,** closure of the pupil.

synkaryon (*sin-kar'-e-on*). A nucleus resulting from the fusion of two pronuclei.

synkinesis, synkinesia (*sin-kin-e'-sis, sin-kin-e'-she-a*) [*syn-*; κίνησις, movement]. Involuntary movement taking place in one part of the body synchronously with or in consequence of a voluntary or reflex movement in another part.

synneurosis (*sin-nū-ro'-sis*). See *syndesmosis.*

synococcus (*sin-o-kok'-us*). A coccus often found in association with the gonococcus.

synocha, synochus (*sin'-o-kah, sin'-o-kus*) [*syn-*; ἔχειν, to hold on]. Any continued fever.

synochal (*sin'-o-kal*) [σύνοχος, continued]. Pertaining to synocha.

synol (*si'-nol*). Trade name of a liquid soap containing cresols and camphor, for surgical and general use.

synophrys (*sin-off'-ris*) [συν, together; ὀφρύς, the eyebrow]. Meeting of the eye-brows.

synophthalmia (*sin-off-thal'-me-ah*) [*syn-*; *ophthalmia*]. A monster with but a single eye. This condition is, also, called *cyclopia.*

synophthalmus (*sin-of-thal'-mus*). See *cyclops.*

synopsia (*sin-ops'-e-ah*) [*syn-*; ὤψ, eye]. Congenital union of the eyes.

synopsis (*sin-op'-sis*) [*syn-*; ὄψις, a seeing]. A classified collation. A general view.

synorchidism, synorchism (*sin-or'-kid-izm, sin-or'-kizm*) [*syn-*; ὄρχις, testicle]. Partial or complete fusion of the two testicles.

synoscheos (*sin-os'-ke-os*) [*syn-*; ὄσχεος, scrotum]. A condition of adherence between the skin of the penis and that of the scrotum.

synosteography (*sin-os-te-og'-ra-fe*) [*syn-*; ὀστέον, bone; γράφειν, to write]. The descriptive anatomy of the joints.

synosteology (*sin-os-te-ol'-o-je*) [*syn-*; ὀστέον, bone; λόγος, knowledge]. The sum of what is known regarding the joints

synosteophyte (*sin-os'-te-o-fīt*) [*syn-*; ὀστέον, a bone; φυτόν, a growth]. Congenital bony ankylosis. Syn., *synostosis congenita.*

synosteosis (*sin-os-te-o'-sis*). See *synostosis.*

synosteotome (*sin-os'-te-o-tōm*). A knife for the dissection of joints.

synosteotomy (*sin-os-te-ot'-o-me*) [*syn-*; ὀστέον, bone; τομή, a cutting]. The dissection of the articulations of bones; anatomy of the joints.

synostology (*sin-os-tol'-o-je*). See *synosteology.*

synostosed (*sin-os-tōzd'*) [*syn-*; ὀστέον, bone]. Joined in bony union.

synostosis (*sin-os-to'-sis*) [*syn-*; ὀστέον, bone]. A union of normally separate bones by osseous material. **s. congenita.** See *synosteophyte.* **s., tribasilar,** shortening of the base of the skull and consequent curvature of the basal parts of the brain; a cause of imbecility.

synostotic (*sin-os-tot'-ik*) [*synostosis*]. Pertaining to or of the nature of synostosis

synotia (*sin-o'-she-ah*) [*syn-*; οὖς, ear]. Union of the ears, as in certain monsters.

synotus (*sin-o'-tus*) [*syn-*; οὖς, ear]. A monster characterized by fused ears.

synovectomy (*sin-o-vek'-to-me*). 1. Excision of synovial membrane. 2. Arthrectomy.

synovia (*sin-o'-ve-ah*) [*syn-*; ᾠόν, an egg]. The clear fluid which is secreted within synovial membranes.

synovial (*sin-o'-ve-al*) [*synovia*]. Pertaining to the synovia. **s. bursa.** See *bursa, synovial.* **s. membrane.** See *membrane, synovial.* **s. sheath,** a synovial membrane which lines the cavity attached to a bone and through which a tendon glides.

synovin (*sin'-o-vin*) [*syn-*; ᾠόν, egg]. The form of mucin found in synovia.

synovioma (*sin-o-ve-o'-ma*) [*synovia; -oma,* a tumor]. A tumor of synovial membrane.

synoviparous (*sin-o-vip'-ar-us*) [*synovia; parere,* to produce]. Producing or secreting synovia.

synovitis (*sin-o-vi'-tis*) [*synovia;* ιτις, inflammation]. Inflammation of a synovial membrane. **s., acute suppurative,** a very acute purulent form, of rheumatic or traumatic origin, leading to ankylosis. Syn., *anthropyosis empyema articuli; pyarthrosis.* **s. chronic puru-**

lent, synonym of *fungous arthritis.* **s. chronic serous,** synonym of *hydrarthrosis.* **s., dry,** synovitis with little if any exudate. **s., exanthematous,** synovitis produced by the exanthemata. **s., fibrinous.** See *s., dry.* **s., fungous,** synonym of *fungous arthritis.* **s., gonorrheal,** synonym of *rheumatism, gonorrheal.* **s. hyperplastica, s. hyperplastica granulosa, s. hyperplastica lævis, s. hyperplastica pannosa,** arthritis fungosa. **s., lipomatous,** synovitis in which the new formation undergoes fatty degeneration. **s., metritic,** a synovitis secondary to uterine infection. **s., puerperal,** synovitis occurring after childbirth, and due to septic infection. **s., purulent,** synovitis with suppuration. **s., scarlatinal,** synovitis occurring in an attack of scarlet fever. **s., syphilitic,** synovitis due to syphilitic inflammation **s., tendinous,** inflammation of the synovial sheath surrounding a tendon. **s., tuberculosis,** synovitis with deposits of tubercle. **s., urethral,** synonym of gonorrheal synovitis.

syntasis (*sin'-tas-is*) [*συντελνειν*, to stretch together]. A stretching, or tension.

syntaxis (*sin-taks'-is*) [*συντάσσειν*, to arrange]. 1. Articulation. 2. Reduction, taxis. 3. A suture.

syntectic (*sin-tek'-tik*). Pertaining to or characterized by syntexis; wasting.

syntenosis (*sin-ten-o'-sis*) [*syn-; τένων*, tendon]. Articulation by means of tendons, as in the human digits

synteresis (*sin-ter-e'-sis*) [*συντηρεῖν*, to keep safe]. Preventive treatment, or hygiene; prophylaxis.

synteretic (*sin-ter-et'-ik*) [*συντηρεῖν*, to keep safe]. Pertaining to prophylaxis, or synteresis; hygienic; preventive.

synteretics (*sin-ter-et'-iks*) [*συντηρεῖν*, to watch closely]. Hygiene.

syntexis (*sin-teks'-is*) [*συντήκειν*, to melt together]. A wasting; tabes; phthisis.

synthalin (*sin'-thal-in*). A synthetic substance suggested as a substitute for insulin.

synthermal (*sin-ther'-mal*). Same as *isothermal.*

synthesis (*sin'-thes-is*) [*σύν*, with; *τιθήναι*, to place]. In chemistry, the artificial formation of a compound by combining its constituents

synthetic (*sin-thet'-ik*) [*synthesis*]. Pertaining to or produced by synthesis.

synthetism (*sin'-thet-izm*) [*synthesis*]. The sum of operations and means necessary for reducing a fracture and holding the parts in position.

synthetize (*sin'-thet-īz*). To make synthetically.

synthol (*sin'-thol*) A chemically pure synthetic substitute for alcohol.

synthorax (*sin-tho'-raks*). Synonym of *thoracopagus.*

syntonin (*sin'-to-nin*) [*σύντονος*, contracted]. An acidalbumin obtained by the action of dilute hydrochloric acid upon the myosin of muscle.

syntopic (*sin-top'-ik*) [*σύν*, together; *τόπος*, place]. Applied by Waldeyer to a topographic description which points out the relation of a part or organ to the viscera or soft parts of the organism.

syntopy (*sin'-to-pe*). The relation of an organ or part to the viscera of the organism. Cf. *holotopy; idiotopy; skeletopy.*

syntoxoid (*sin-toks'-oid*) [*syn-; τοξικόν*, poison; *εἶδος*, likeness]. A toxoid having the same affinity as toxin for antitoxin.

syntrimma, syntripsis (*sin-trim'-ah, sin-trip'-sis*). Synonym of *comminution.*

syntrophus (*sin'-tro-fus*) [*syn-; τροφός*, a nurse]. A congenital disease.

syntropic (*sin-trop'-ik*) [*syn-; τρέπειν*, to turn] Similar, and turned in the same direction (thus the ribs of either side are *syntropic;* those of opposite sides are *antitropic*).

synulodynia (*sin-ū-lo-din'-e-ah*) [*συνούλωσις*, a scarring over; *ὀδύνη*, pain]. Pain in a cicatrix.

synulosis (*sin-ū-lo'-sis*) [*syn-; ὐλή*, scar]. Cicatrization; cicatrix.

synulotic (*sin-ū-lot'-ik*) [*συνυλοτικός*, healing]. Promoting cicatrization.

synzygia (*sin-zij'-e-ah*). See *syzygy.*

syphilelcos, syphilelcus (*sif-il-el'-kos, sif-il-el'-kus* [*syphilis; ἕλκος*, ulcer]. Syphilitic ulcer. Chancre.

syphilelcosis (*sif-il-el-ko'-sis*) [*syphilis; ἕλκος*, ulcer]. The condition or progress of syphilitic ulceration; the condition of having a chancre.

syphilelcus (*sif-el-el'-kus*) [*syphilis; ἕλκος*, ulcer]. A syphilitic ulcer.

syphilemia (*sif-il-e'-me-ah*). The presence of the *Treponema pallidum* in the blood-stream; constitutional syphilis.

syphilicoma (*sif-il-ik-o'-mah*) [*syphilis; κομεῖν*, to take care of]. A hospital for syphilitics.

syphilide, syphilid (*sif'-il-id*) [*syphilis*]. Any disease of the skin due to syphilis. Syphilides may be erythematous, macular, acneiform, lenticular, squamous, vesicular, pustular, bullous, tubercular, rupial, etc. **s., secondary,** any syphilide occurring during the secondary stage of syphilis. **s., tertiary,** any syphilide occurring during the tertiary stage of syphilis.

syphilidiatria (*sif-il-id-e-a'-tre-ah*) [*syphilis; ἰατρεία*, treatment]. The medicinal treatment of syphilis.

syphilidocolpitis (*sif-il-id-o-kol-pi'-tis*) [*syphilis; κόλπος*, vagina; *ιτις*, inflammation]. Syphilitic inflammation of the vagina.

syphilidography (*sif-il-id-og'-ra-fe*). See *syphilography.*

syphilidologist. See *syphilologist.*

syphilidology (*sif-il-id-ol'-o-je*). See *syphilology.*

syphilidomania (*sif-il-id-o-ma'-ne-ah*). See *syphilomania.*

syphilidophobia (*sif-il-id-o-fo'-be-ah*). See *syphilophobia.*

syphilidophthalmia (*sif-il-id-off-thal'-me-ah*) [*syphilis; ophthalmia*]. Syphilitic ophthalmia.

syphilin (*sif'-il-in*). See *syphilitoxin.*

syphilinum (*sif-il-i'-num*). An attenuation of the syphilitic virus.

syphilionthus (*sif-il-e-on'-thus*) [*syphilis; ἰονθος*, eruption]. Any copper-colored scaly eruption in syphilis.

syphilipher (*sif-il'-if-er*) [*syphilis; φέρειν*, to carry]. A carrier of syphilis.

syphiliphobia (*sif-il-if-o'-be-ah*). See *syphilophobia*

syphilis (*sif'-il-is*) [origin obscure; probably from *σύν*, with; *φίλειν*, to love]. An infectious, contagious, venereal disease, characterized by a variety of structural lesions of which the chancre, the mucous patch, and the gumma are the most distinctive. A spirochete (*Spirochæta pallida,* or *Treponema pallidum*) is the cause The disease is generally acquired in sexual congress, hence its earliest manifestations appear upon the genital organs, but any abraded surface of the body, if brought in contact with the syphilitic poison, may give entrance to the infection. The earliest lesion of acquired syphilis is the *chancre, initial sclerosis,* or *primary sore,* which appears after a period of incubation varying from two to three weeks It is

usually a reddish-brown papule with an ulcerated central spot, and has a slight serous or purulent discharge Taken between the fingers it is found to have a peculiar cartilaginous hardness Microscopically it consists of an accumulation of round cells, epithelioid cells, with perhaps a giant cell here and there The blood-vessels present a hyperplasia of the intima, to which in part the induration of the chancre is due Very soon after the appearance of the chancre the nearest lymphatic glands become enlarged and indurated—the *indolent buboes* of syphilis The *mucous patch*, *condyloma latum moist papule*, or *mucous tubercle* is located upon mucous membranes, at muco cutaneous junctions, or where two skin surfaces are in habitual contact, and is a flat, scarcely elevated patch, generally covered by a whitish pellicle The *gumma* or *gummy tumor* is a rounded nodule varying in size from the dimensions of a pea to those of a small apple Its favorite seats are the periosteum of flat bones, the membranes of the brain, the liver, spleen and testicle It is usually soft and contains in its interior a gelatinous "gummy" material Another important though not distinctive lesion produced by syphilis is a diffuse sclerosis of the blood-vessels, especially of the parenchymatous organs The clinical course of syphilis is generally divided into three stages the *primary* (*primary syphilis*), characterized by the presence of the chancre and of the indolent bubo, the *secondary* (*secondary syphilis*), by the mucous patch, cutaneous eruptions, sore throat, and general enlargement of the lymphatic glands, the *tertiary* (*tertiary syphilis*), by the gumma and by severe skin-lesions Between the appearance of the chancre and the secondary manifestations a period of six weeks usually elapses The tertiary phenomena follow the secondary after a stage of quiescence of variable length Syphilis also bears an important, but as yet obscure, relation to certain diseases of the nervous system, such as locomotor ataxia and paretic dementia **s., congenital** See *s*, *hereditary* **s. d'emblée,** the invasion of syphilis without a local lesion **s., extragenital,** that in which the first lesion is situated elsewhere than on the genital organs **s., hereditary,** syphilis transmitted from parent to offspring See *Colles law*, *Demarquay's*, *Hutchinson's*, *Krisowski's*, *Silex's*, *Wegner's sign* **s ingenita.** See *s*, *hereditary* **s insontium,** syphilis of the innocent, *i e*, syphilis acquired in an innocent manner, or nonvenereal syphilis **s., marital,** syphilis acquired in lawful wedlock **s neonatorum,** syphilis of the newborn **s, nonvenereal.** Synonym of *s insontium* **s. œconomica,** a form of syphilis insontium in which the disease is acquired through teaing and drinking or household utensils, or by incidental contact with syphilitic persons **s., pulmonary,** a rare disease which is either hereditary or follows the initial attack after from 10 to 20 years or longer. Two forms may be differentiated—a chronic interstitial indurative process and a growth of gummata **s. technica,** syphilis acquired in following one's occupation, as by physicians, midwives, nurses **s., venereal,** syphilis acquired in illegitimate sexual intercourse **s., visceral,** syphilis of the viscera—the lesions are either inflammatory or gummatous

FACIES OF SYPHILIS

syphilitic (*sif-il-it'-ik*) [*syphilis*] Pertaining to or affected with syphilis

syphilization (*sif-il-i-za'-shun*) [*syphilis*] 1 Inoculation with syphilis, especially inoculation for the purpose of conferring immunity to future attacks 2 The state produced by inoculation with syphilis

syphilized (*sif'-il izd*) [*syphilis*] Affected with hereditary syphilis

syphilocerebrosis (*sif-il o ser-e bro'-sis*) Syphilis affecting the brain

syphiloderm, syphiloderma (*sif'-il-o-derm, sif-il-o-der'-mah*) See *syphilide.*

syphilodol (*sif'-il-od-ol*) A synthetic product of silver, arsenic and antimony, used in the treatment of syphilis

syphilogenesis, syphilogeny (*sif-il-o-jen'-e-sis, sif-il-oj'-en-e*) [*syphilis*, γεννᾶν, to produce] The origin or development of syphilis

syphilographer (*sif-il-og'-ra-fer*) [see *syphilography*] One who writes on syphilis

syphilography (*sif-il-og'-ra-fe*) [*syphilis*, γράφειν, to write] A treatise on syphilis

syphiloid (*sif'-il-oid*) [*syphilis*, εἶδος like] 1. Resembling syphilis 2. A disease resembling syphilis

syphilolepis (*sif-il-ol'-ep-is*) [*syphilis*, λεπίς, scale]. A scaly or furfuraceous eruption of syphilitic origin.

syphilologist (*sif-il-ol'-o-jist*) [*syphilis*, λόγος, science] A specialist in the treatment of syphilis,

syphilology (*sif-il-ol'-o-je*) [*syphilis*, λόγος, science]. The sum of knowledge regarding the origin, nature, and treatment of syphilis

syphiloma (*sif il-o' mah*) [*syphilis*, ὄμα, tumor] 1 A syphilitic gumma 2 A term introduced by Ernst Wagner as a substitute for gumma

syphilomania (*sif-il-o-ma'-ne-ah*) [*syphilis*, *mania*] The inclination to attribute diseases to syphilis The morbid belief in the presence of syphilis

syphilomatous (*sif-il-o'-mat-us*) [*syphilis*, μα,ῳ tumor] Pertaining to syphiloma

syphilonychia (*sif-il-o-nik'-e-ah*) [*syphilis*, ὄνυξ, nail] An onychia of syphilitic origin **s exulcerans,** syphilitic onychia with ulceration **s sicca,** syphilitic onychia without ulceration

syphilopathy (*sif-il-op'-ath-e*) [*syphilis*, πάθος, disease] Any syphilitic disease

syphilophobe (*sif'-il-o fōb*) [*syphilis*, φόβος, fear] One affected with syphilophobia

syphilophobia (*sif-il-o-fo'-be ah*) [*syphilis*, φόβος, dread] 1 A condition in which the patient imagines himself to be infected with syphilis 2 A morbid dread of syphilitic infection.

syphilophyma (*sif-il-o-fi'-mah*) [*syphilis*, φῦμα, growth] 1 Syphiloma of the skin 2 Any growth due to syphilis

syphilosis (*sif-il-o'-sis*) [*syphilis*] Syphilitic disease

syphionthus (*sif-e-on'-thus*) [*syphilis*, ἴονθος, an eruption on the face] The copper-colored eruptions or fawn-colored, furfuraceous patches of syphilitic origin.

syr. Abbreviation of Latin *syrupus*, syrup

syrgol (*sir'-gol*). An organic silver compound, said to contain 20% of colloidal silver oxide

Syriac ulcer. Synonym of *diphtheria*

syrigmophonia (*sir-ig-mo-fo'-ne-ah*) [*συρίσσειν*, to hiss; *φωνή*, voice]. 1. A piping or whistling state of the voice. 2. A sibilant râle.

syrigmus (*sir-ig'-mus*) [*συρίσσειν*, to hiss]. Any subjective hissing, murmuring or tinkling sound heard in the ear.

syringadenoma (*sir-ing-gad-en-o'-mah*) [*σῦριγξ*, tube; *adenoma*]. A sweat-gland tumor.

syringadenosus (*sir-ing-gad-en-o'-sus*) [*σῦριγξ*, tube; *ἀδήν*, gland]. Pertaining to the sweat-glands.

syringe (*sir'-inj*) [*σῦριγξ*, a pipe]. An apparatus for injecting a liquid into a cavity.

syringeal (*sir-in'-je-al*) [*σῦριγξ*, a pipe]. Relating or belonging to a fistula or to the Eustachian tube.

syringenin (*sir-in'-jen-in*) [*Syringa*, a genus of shrubs]. $C_{13}H_{18}O_8 + H_2O$. A dissociation product of syringin by action of dilute acids; a clear, rose-red, amorphous mass, soluble in alcohol, insoluble in water and ether.

syringin (*sir-in'-jin*) [*Syringa*]. A crystalline glucoside obtained from *Syringa vulgaris*, $C_{17}H_{24}O_9 + H_2O$, white, tasteless, acicular crystals, soluble in alcohol and hot water, boils at 191° C. It is antipyretic and antiperiodic; used in malaria. Syn., *lilacin*; *ligustrin*.

syringious (*sir-in-je'-us*) [*σῦριγξ*, a tube]. Fistulous.

syringitis (*sir-in-ji'-tis*) [*syrinx*; *ιτις*, inflammation]. Inflammation of the Eustachian tube.

syringobulbia (*sir-rin-go-bul'-be-ah*) [*σῦριγξ*, tube; *bulb*]. The presence of cavities in the medulla oblongata similar to syringomyelia.

syringocele, syringocœlia (*sir-ing'-go-sēl, sir-ing-go-se'-le-ah*) [*σῦριγξ*, tube; *κοιλια*, hollow]. The cavity or central canal of the myelon or spinal cord.

syringocystadenoma (*sir-ing-go-sis-tad-en-o'-mah*) [*syrinx*; *cystadenoma*]. A peculiar disease of the skin that probably begins in embryonic sweat-glands.

syringoid (*sir'-ing-goid*) [*σῦριγξ*, tube; *εἶδος*, resemblance]. Like a tube; fistulous.

syringomeningocele (*sir-ing'-go-men-in'-go-sēl*) [*σῦριγξ*, pipe; *meningocele*]. A meningocele resembling a syringomyelocele.

syringomyelia (*sir-in-go-mi-e'-le-ah*) [*syrinx*; *μυελός*, marrow]. A condition characterized by the presence of cavities in the substance of the spinal cord. Syn., *myelosyringosis*. **s., Grasset-Rauzier's type of,** a form with marked sudoral and vasomotor symptoms. **s., Schlesinger's type of,** the dorsolumbar type.

syringomyelitis (*sir-ing-go-mi-el-i'-tis*) [*σῦριγξ*, tube; *μυελός*, marrow; *ιτις*, inflammation]. The inflammation coincident with or preceding syringomyelus.

syringomyelocele (*sir-in-go-mi'-el-o-sēl*) [*syrinx*; *μυελός*, marrow; *κοιλία*, cavity]. A form of spina bifida in which the protruding mass consists of membranes and nerve-substance, and the cavity of which communicates with the central canal of the spinal cord.

syringomyelus (*sir-ing-go-mi'-el-us*) [*σῦριγξ*, tube; *μυελός*, marrow]. An abnormal dilatation of the central canal of the spinal cord in which the central gray column is converted into connective tissue, the interior softening and forming a cavity. A disease similar to this in children is called *hydromyelia*.

syringotome (*sir-in'-go-tōm*) [*syrinx*; *τέμνειν*, to cut]. An instrument for incising a fistula.

syringotomy (*sir-in-got'-o-me*) [*syrinx*; *τομή*, a cutting]. The operation of cutting a fistula, especially a fistula in ano.

syrinx (*sir'-ingks*) [*σῦριγξ*, a tube]. 1. A fistula. 2. The Eustachian tube.

syrup (*sir'-up*) [*syrupus*, syrup]. 1. A concentrated solution of sugar in water (*syrupus*, U. S. P., B. P.). 2. A preparation composed of a solution of a medicinal substance in syrup. **s., hive,** compound syrup of squills. **s., simple,** the aqueous solution of sugar without other ingredients.

syrupy (*sir'-up-e*) [*syrup*]. Resembling a syrup.

sys specific (*sis*). A preparation whose chief ingredient is calcium carbonate; used in diarrhea and dysentery, and as a dentifrice.

sysoma (*si-so'-mah*) [*syn-*; *σῶμα*, body: *pl.*, *sysomata*]. A double monstrosity with two separate heads, but with the bodies fused in more or less intimate union.

sysomic (*si-so'-mik*). Of the nature of a sysoma.

syssarcosic (*sis-ar-ko'-sik*). Syssarcotic.

syssarcosis (*sis-ar-ko'-sis*) [*σύν*, together; *σάρξ*, flesh]. The union of bone by the interposition of muscular tissue.

syssarcotic (*sis-ar-kot'-ik*). Pertaining to or characterized by syssarcosis.

syssomus (*sis-so'-mus*) [*σύν*, together; *σῶμα*, body]. A double monster joined by the trunks.

systaltic (*sis-tal'-tik*) [*systole*]. Pulsatory; contracting; having a systole.

systasis (*sis'-tas-is*) [*σύστασις*]. Consistency, density.

system (*sis'-tem*) [*σύστημα*, from *σύν*, together; *ἱστάναι*, to stand]. 1. A methodical arrangement. 2. A combination of parts into a whole, as the *digestive system*, the *nervous system*. 3. The body as a whole. **s., Bertillon.** See under *identification*; also *Bertillonage*. **s., centimeter-gram-second,** the system based upon the use of the centimeter, gram, and second as units of length, mass, and time respectively. **s., Galton.** See under *identification*. **s.-disease, s.-lesion,** a disease of the cerebrospinal axis affecting a tract of nerve-fibers or nerve-cells having common anatomic relations and physiological properties. **s., kinetic.** See under *kinetic*. **s., pedal,** a ganglionic system of the brain. **s., portal,** the system of veins collecting the venous blood from the digestive tract.

systema (*sis-te'-mah*). See *system*.

systematic (*sis-tem-at'-ik*) [*system*]. Pertaining to or affecting a system.

systematize (*sis'-tem-at-īz*). To classify, or arrange according to a system.

systematology (*sis-tem-at-ol'-o-je*) [*system*; *λόγος*, science]. The science of arrangement and classification.

systemic (*sis-tem'-ik*) [*system*]. 1. Of or pertaining to a system. 2. Pertaining to the whole organism.

systemoid (*sis'-tem-oid*) [*system*; *εἶδος*, form]. A term applied to tumors composed of a number of tissues resembling a system of organs; teratoid.

systogen (*sis'-to-jen*). Same as *tyromine*, *q. v.*

systole (*sis'-to-le*) [*συστολή*, contraction]. The contraction of the heart and arteries. **s., aborted,** a cardiac systole which on account of insufficient energy or mitral regurgitation, does not increase the arterial pressure. **s., anticipated,** an aborted systole due to an imperfectly filled ventricle. **s., arterial,** the arterial retraction following cardiac systole. **s., auricular,**

auricular contraction. s., ventricular, the contraction of the ventricles.

systolic (*sis-tol'-ik*) [*systole*]. Pertaining to the systole; occurring during systole.

systolometer (*sis-to-lom'-et-er*) [*systole*; μέτρον, measure]. An instrument for estimating the intensity and quality of cardiac sounds and murmurs, and the length of the pauses.

systremma (*sis-trem'-ah*) [σύστρεμμα, a swelling: *pl., systremmata*]. Cramp in the muscles of the leg.

syzygial (*siz-ij'-e-al*) [σύζυγος, yoked together]. Pertaining to syzygy.

Syzygium (*siz-ij'-e-um*) [συζύγος, yoked]. A genus of East Indian trees, of which *S. jambolanum* is used in diabetes.

syzygy (*sis'-ij-e*) [σύζυγος, yoked together; *pl., syzygies*]. In biology: 1. A fusion of two bodies, without loss of identity. 2. A zygote or conjugate body, formed by the union or conjugation of two similar gametes, and usually followed by encapsulation and later by sporulation; a syzygium. **s. bone,** one shaped like the letter S, *e. g.*, the episternum.

Szabo's test for hydrochloric acid in the contents of stomach (*tsah'-bo*). Mix together equal parts of 0.5 % solutions of ammonium sulphocyanide and sodioferric tartrate. This makes a pale yellow liquid, which changes to brownish-red on the addition of a solution containing HCl.

T

T. An abbreviation of *tension*, *temperature*, and *absolute temperature*.

T +. Abbreviation for *increased tension*.

T −. Abbreviation for *diminished tension*.

t. Abbreviation for *temporal*.

TA. Abbreviation for *tuberculin A*.

Ta. Chemical symbol of *tantalum*.

tabacism (*tab'-as-izm*). Tabacosis.

tabacosis (*tab-ak-o'-sis*) [*tabacum*]. A toxic state produced by the excessive use of tobacco.

tabacum (*tab-ak'-um*). See *tobacco*.

tabagism (*tab'-aj-izm*). Tabacosis.

tabanid (*tab'-an-id*) [*tabanus*, a gad-fly]. Any horse-fly or gad-fly.

Tabanus (*tab-an'-us*) [*see tabanid*]. A genus of horse-flies or gad-flies. More than 1300 species are known, the females of many of them being capable of inflicting a severe and painful bite.

tabardillo (*tab-ar-dēl'-yo*) [Spanish]. 1. Mexican typhus. 2. An infectious disease endemic in certain parts of Mexico. 3. Old Spanish name for malignant angina or diphtheria.

tabasheer (*tab-a-shēr'*) [Hindu, *tabasher*]. An opal-like substance found in the joints of certain species of bamboos. It is used as a tonic, aphrodisiac pectoral, astringent, and antispasmodic.

tabatière anatomique (*tahb-aht-e-air'*, *ahn-aht-ōm-ēk*) [*Fr.*, "anatomical snuff-box"]. The depression at the base of the thumb between the tendons of the extensor primi and extensor secundi internodii pollicis.

tabby-cat striation. Peculiar markings occurring on muscles that have undergone extreme fatty degeneration, especially seen in the heart muscle.

tabefaction (*ta-be-fak'-shun*) [*tabefacere*, to melt]. Wasting; emaciation.

tabella (*ta-bel'-ah*) [L.: *pl.*, *tabellæ*]. A troche. A tablet.

tabes (*ta'-bez*) [L.]. A wasting or consumption. The word is generally used as a synonym of *tabes dorsalis*. **t. coxaria**, wasting from hip disease. **t., diabetic**, a peripheral neuritis affecting diabetics. **t. diuretica.** Same as *diabetes mellitus*. **t. dolorosa**, a form in which pain is the dominating feature. **t. dorsalis**, locomotor ataxia, a disease dependent upon sclerosis of the posterior columns of the spinal cord. The symptoms are lightning-pains; unsteadiness and incoordination of voluntary movements, extending to the upper extremities; disorders of vision, among others the Argyll Robertson pupil; cutaneous anesthesia; girdle-sense; abolition of the patellar reflex; diminution of sexual desire; disturbance of the sphincters. **t. ergotica**, a toxemia resulting from the use of ergot; its symptomatology closely simulates that of locomotor ataxia. **t., hereditary.** See *Friedreich's disease*. **t. mesenterica**, tuberculous disease of the mesenteric glands in children, with progressive wasting. **t., spasmodic**, lateral sclerosis of the spinal cord.

tabescence (*tab-es'-cens*) [*tabes*, wasting]. Wasting; marasmus; emaciation.

tabescent (*tab-es'-ent*) [*tabescere*, to waste away]. Wasting, or becoming wasted or emaciated.

tabetic (*tab-et'-ik*). 1. Affected with tabes; of or pertaining to tabes. 2. Pertaining to or affected with tabes dorsalis.

tabetiform (*tab-et'-if-orm*). Resembling tabes.

tabic (*tab'-ik*). See *tabetic*.

tabid (*tab'-id*). See *tabetic*.

tablature (*tab'-lat-ūr*) [*tabula*, a table]. Separation into tables, as exemplified in the frontal, parietal, and occipital bones.

table (*ta'-bl*) [*tabula*]. 1. A flat-topped piece of furniture, as an *operation table*, *examining table*. 2. A flat plate, especially one of bone, as a *table* of the skull. **t., vitreous**, the inner cranial table.

tablespoon. A large spoon, holding about 15 Cc. or 4 fluidrams.

tablet (*tab'-let*) [*table*]. A lozenge; a troche. **t. triturate**, a small troche containing a triturated medicine.

tablogestin (*tab-lo-jes'-tin*). Chologestin in tablet form.

tabloid (*tab'-loid*) [*table*; εἶδος, like]. 1. A flat troche. 2. A trade name for a compressed or other tablet.

taboparalysis (*ta'-bo-par-al-is-is*). A condition in which tabes is associated with general paralysis.

taboparesis (*ta'-bo-par'-es-is*). Same as *taboparalysis*.

tabophobia (*ta-bo-fo'-be-ah*) [*tabes*; φόβος, fear]. A morbid fear of becoming affected with tabes; it is a frequent symptom of neurasthenia.

tabula (*tab'-ū-lah*). See *table*.

tabular (*tab'-ū-lar*) [*tabula*, table]. Having the form of a table. **t. bone**, a flat bone or one composed of two tables of compact bone with cancellous tissue or diploe between them.

tabule (*tab'-ūl*). A tablet.

tac (*tak*). 1. Synonym of *influenza*. 2. Rot; scabies in the sheep.

tacahout (*tak'-a-howt*). A kind of gall produced upon the tamarisk; it is an astringent.

tacamahac, tacamahaca (*tak'-am-a-hak*, *tak-am-a-hak'-ah*) [Mexican]. A resin produced by various trees.

tache (*tahsh*) [Fr.]. A spot. **taches blanches**, certain white spots described by Hanot as occurring on the liver, especially on its convex surface, in infectious diseases. Microscopically they present a leukocytic infiltration and bacteria. **t. bleuâtre**, a spot of a delicate blue tint, sometimes observed on the skin of typhoid-fever patients. **t. cérébrale, t. méningéale**, the red line made when the finger-nail is drawn over the skin; due to vasomotor paresis and occurring especially in meningeal irritation. **t. motrice**, an eminence of protoplasm within the sarcolemma where the nerve-fiber pierces the latter; a motorial end-plate. **t. spinale**, a bulla-like spot seen in certain diseases of the spinal cord.

tacheometer (*tak-e-om'-et-er*). Same as *tachometer*.

tachetic (*tak-et'-ik*) [*tache*]. Relating to the formation of reddish-blue or purple patches (taches).

Tachia (*tak'-e-ah*) [*tachi*, an ant, so-called by the Galibis because they harbor ants]. A genus of shrubs and trees of the *Gentianaceæ*. The root of *T. guianensis*, a species of Brazil and Guiana, is used as is gentian and also as an antipyretic and prophylactic against malaria. Dose 0, *tincture* 1 or 2 drops.

tachiol (*tak'-e-ol*). A modification of silver fluoride; employed as a surgical antiseptic in solution of 1 : 1000 to 1 . 100 and in ophthalmic practice.

tachistoscope (*tak-is'-to-skōp*) [ταχύς, swift; σκοπεῖν, to view]. A form of stereoscope giving rapid impressions by means of a movable diaphragm.

tachogram (*tak'-o-gram*). The record made in tachography.

tachography (*tak-og'-raf-e*) [ταχύς, swift; γραφεῖν, to write]. The estimation of the rate of flow of arterial blood by means of the tachygraph.

tachometer (*tak-om'-et-er*). See *hemotachometer*.

tachy- (*tak-e-*) [ταχύς, swift]. A prefix meaning swift.

tachycardia (*tak-e-kar'-de-ah*) [*tachy-*; καρδία heart]. Excessive rapidity of the heart's action. **t., essential**, that occurring in paroxysms, and due to functional disturbance of the cardiac nerves. **t., paroxysmal**, tachycardia occurring periodically in paroxysms. **t. reflex**, tachycardia due to other causes than those producing essential t. **t. strumosa exophthalmic**, the tachycardia occurring in exophthalmic goiter.

tachycardiac (*tak-e-kar'-de-ak*). Pertaining to or suffering from tachycardia.

tachygraph (*tak'-ig-raf*). See *hemotachometer*.

tachygraphy (*tak-ig'-raf-e*) [ταχύς, swift; γραφεῖν, to write]. The estimation of the rate of flow of arterial blood by means of the tachygraph.

tachyiatria (*tak-e-i-at'-re-ah*) [*tachy-*; ἰατρεία, healing]. The art of curing quickly.

tachymeter (*tak-im'-et-er*). Same as *hemotachometer*.

tachyphagia (*tak-e-fa'-je-ah*). Rapid eating.

tachyphasia (*tak-e-fa'-ze-ah*) [*tachy-*; φάσις, speech]. Tachyphrasia.

tachyphemia (*tak-e-fe'-me-ah*) [*tachy-*; φήμη, speech]. Tachyphrasia.

tachyphrasia (*tak-e-fra'-ze-ah*) [*tachy-*; φράζειν, to speak]. Morbid rapidity or volubility of speech.

tachyphrenia (*tak-e-fre'-ne-ah*) [*tachy-*; φρήν, mind]. Morbid mental activity.

tachyphylaxis (*tak-e-fil-ak'-sis*) [*tachy-*; φύλαξ, a guard]. Rapid immunization.

tachypnea, tachypnœa (*tak-ip-ne'-ah*) [*tachy-*; πνοή, breath]. Abnormal frequency of respiration. **t., nervous**, respiration of 40 or more to the minute accompanying neurotic disorders, particularly hysteria and neurasthenia.

tachyrhythmia (*tak-e-rith'-me-ah*). Tachycardia.

tachysystole (*tak-e-sis'-to-le*). Tachycardia.

tachytomy (*tak-it'-o-me*) [*tachy-*; τομή, a cutting]. The art of operating quickly.

tacosis (*ta-ko'-sis*). Takosis.

tactile (*tak'-til*) [*tactus*]. Pertaining to the sense of touch. **t. cells**, cells representing special sensory nerve-endings, found in the deeper layers of the epidermis or the adjacent stratum of corium. **t. corpuscles**, special sensory nerve-endings exhibiting more complexity of structure than the tactile cells. **t. disc**, the flattened terminal expansion of the axis cylinder in a special sensory nerve ending, or tactile corpuscle. **t. irritability**, the property of cellular repulsion. **t. meniscus**, a peculiar crescentic expansion of a nerve-fiber over the ental surface of a tactile cell. **t. papilla**. See *papilla*. **t. reflexes**, reflex movements from stimulation of the tactile cells.

taction (*tak'-shun*) [*tactio*, a touch]. A touch, a touching, the tactile sense.

tactometer (*tak-tom'-et-er*) [*tactus*; μέτρον, a measure]. An instrument for estimating tactile sensibility; an esthesiometer.

tactor (*tak'-tor*) [*tactus*, touch]. A tactile organ.

tactual (*tak'-tū-al*) [*tactus*, touch]. Relating to the sense of touch; tactile.

tactus (*tak'-tus*) [*tangere*, to touch]. Touch. **t. eruditus, t. expértus**, special sensitiveness of touch acquired by long experience.

tædium vitæ (*te'-de-um vi'-te*) [L.]. Weariness of life, a symptom witnessed in many cases of insanity; it is sometimes a precursor of suicide.

Tænia, Tenia (*te'-ne-ah*) [L., "a band"]. 1. A band or band-like structure. 2. Tenia, see *tapeworm*. **T. cœnurus**, a parasite found in the intestine of the dog. **T. cucurbitana**, long tapeworm (pork-worm). **T. echinococcus**. See *tapeworm, dog-*. **t. fornicis**, one of the peduncles of the pineal gland. **t. hippocampi**, the corpus fimbriatum of the hippocampus major. **T. mediocanellata**. See *tapeworm*. **t. nana**. See under *hymenolopsis*. **t. semicircularis**, a narrow band on the floor of the lateral ventricle, between the caudate nucleus and the optic thalamus. **T. saginata**. See *tapeworm, beef-*. **T. solium**. See *tapeworm, pork-*. **t. thalami**, the habenula. **t. tubæ**, an occasional thickening of the upper border of the perisalpinx. **t. ventriculi quarti**, the tenia of the fourth ventricle, the ligula. **t. ventriculi tertii**, the tenia of the third ventricle, the stria medullaris. **t. violacea**, a bluish, longitudinal band on the floor of the fourth ventricle. **T. vulgaris**, broad tapeworm.

tæniacide. tæniafuge. See *teniacide, teniafuge*.

tæniola (*te-ne-o'-la*). See *teniola*.

T. A. F. Abbreviation of the German *Tuberculin Albumose frei* (albumose-free tuberculin).

Tagetes (*ta-je'-tēz*). A genus of plants of the order *Compositæ*. *T. erecta*, African marigold, and *T. patula*, French marigold, are used as substitutes for calendula.

Tagliacotian operation (*tah-le-ah-ko'-she-an*) [Gaspard *Tagliacozzi*, Italian surgeon, 1546–1599]. See *operation, Italian*.

tagma (*tag'-mah*) [τάγμα, that which has been arranged; *pl.*, *tagmata*]. An aggregate of molecules.

tagulawaya. See *balsam, tagulaway*.

tail (*tāl*). 1. The caudal extremity of an animal. 2. Anything resembling a tail. **t. bone**, the coccyx. **t. fold**, an embryonic infolding or hollow, enclosing the hind-gut. **t. gut**, that part of the archenteron which is in the tail of the embryo. **t. of pancreas**, the splenic end of the pancreas.

Taillefer's valve. A valvular fold of mucous membrane about the middle of the nasal duct.

tailor's cramp, or spasm. An occupation-neurosis occurring in tailors, and characterized by spasm of the muscles of the arm and hand.

tailor's muscle. Sartorius.

taint (*tānt*). An infection, or pathogenic influence; as a syphilitic *taint*. A spot or blemish.

Tait's knot (*tāt*) [Robert Lawson *Tait*, English gynecologist, 1845–1899]. A peculiar method of ligating the pedicle in the operation of ovariotomy. See *knot, Staffordshire.* **T.'s law,** in every disease of the abdomen or pelvis in which the health is destroyed or the life threatened, and in which the condition is evidently not due to malignant disease, an exploration of the cavity by celiotomy should be made. **T.'s method,** perineorrhaphy. **T.'s operation,** perineorrhaphy.

takadiastase (*ta-kah-dī'-as-tās*) [Jokichi *Takamine*, Japanese chemist, 1859–1922]. A diastatic ferment obtained from wheat-bran by action of the spores of the fungus *Eurotium oryzæ* (Taka-moyash). It is used in digestive disorders, especially those resulting from deficient secretion of saliva and hyperacidity of the stomach. Dose 2–5 gr. (0.1–0.3 Gm.).

take (*tāk*). To become infected, as by vaccine virus

takosis (*ta-ko'-sis*) [τήκειν, to waste]. A highly contagious fatal disease of goats.

talalgia (*tal-al'-je-ah*) [*talus*, heel; ἄλγος, pain]. Pain in the heel.

Talbot's law. When the visual stimuli proceeding from a revolving disc are completely fused and the sensation is uniform, the intensity is the same as that which would occur if the same amount of light were spread uniformly over the disc.

Talbot-Plateau's law. See *Talbot's law.*

talc, talcum (*talk, tal'-kum*) [Ar., *talq*, talc], $4MgO\ 5SiO_2.H_2O$. The talcum of the U. S. P. is a native hydrous magnesium silicate. It is a white, greasy powder, used as a dusting-powder. Syn., *soapstone; steatite.* **t., purified** (*talcum purificatum*, U. S. P.), talc, hydrochloric acid, and water.

Taliacotian (*tal-e-ak-o'-she-an*). See *Tagliacotian.*

taliped (*tal'-ip-ed*) [*talus*, ankle; *pes*, foot]. A person affected with talipes; club-footed.

talipedic (*tal-ip-e'-dik*) [*talipes*]. Belonging or relating to talipes; club-footed.

talipes (*tal'-ip-ēz*) [*talus*, ankle; *pes*, foot]. Club-foot, a deformity depending upon cantraction

TALIPES EQUINUS. TALIPES CALCANEUS. TALIPES CAVUS OR ARCUATUS.

of one or more muscles or tendons about the foot, either congenital or acquired. **t. arcuatus.** See *t. cavus.* **t. calcaneus,** talipes in which the patient walks upon the heel alone. **t. cavus,** an increased curvature of the arch of the foot. **t. equinus,** talipes in which the heel is elevated and the weight thrown upon the anterior portion of the foot. **t. percavus,** excessive plantar curvature. **t. planus,** flat-foot; splay-foot. **t. spasmodic,** non-congenital talipes due to muscular spasm. **t. valgus,** talipes in which the foot is everted. **t. varus,** a variety, the reverse of the last, in which the foot is bent inward.

TALIPES VARUS. TALIPES EQUINO-VARUS. TALIPES CALCANEO VARUS.

Combinations of these occur, called *t. equinovalgus, t. equinovarus, t. calcaneovalgus, t. calcaneovarus,* etc.

TALIPES VALGUS. TALIPES CALCANEO-VALGUS. TALIPES EQUINO VALGUS.

talipomanus (*tal-ip-o-ma'-nus*) [*talipes; manus*, hand]. Deformity of the hand, analogous to club-foot; club-hand.

Tallerman treatment. The local application of superheated dry air, the affected part being introduced into a cylinder.

tallow (*tal'-o*) [O. D. *talgh*]. The fat extracted from suet, the solid fat of cattle, sheep, and other ruminants.

Tallqvist's method (*tal'-kvist*) [Theodor Waldemar *Tallqvist*, Finnish physician 1871–]. To determine approximately hemoglobin percentages allow a drop of blood to soak into a bit of filter-paper and compare with the naked eye the color strength of the stain with a series of printed standard tints of known value.

Talma's disease [Sape *Talma*, Dutch physician, 1847–1918]. Myotonia acquisita. **T.'s operation,** suture of the omentum to the abdominal wall for relief of ascites due to cirrhosis of the liver.

talo- (*ta-lo-*) [*talus*, ankle]. A prefix denoting pertaining to the ankle or to the astragalus.

talocalcanean (*ta-lo-kal-ka'-ne-an*). See *astragalocalcanean.*

talocrural (*ta-lo-kroo'-ral*) [*talo-; crus*, leg]. Relating to the astragalus and the bones of the leg.

talofibular (*ta-lo-fib'-ū-lar*). Relating to the astragalus and the fibula.

talonavicular (*ta-lo-nav-ik'-ū-lar*). See *astragaloscaphoid.*

taloscaphoid (*ta-lo-skaf'-oid*). See *astragaloscaphoid.*

talotibial (*ta-lo-tib'-e-al*). See *astragalotibial.*

talpa (*tal'-pah*) [L.]. A mole or wen.

talpiform (*tal'-pe-form*) [*talpa; forma*, form]. Wen-shaped.

talus (*ta'-lus*) [L.]. 1. The astragalus. 2. The ankle.

tama (*tam'-ah*) [L.]. Swelling of the feet and legs.

tamar indien. An aromatic confection of senna.

tamarac (*tam'-ar-ak*) [Am. Ind.]. The bark of *Larix americana*, a tonic and mild astringent

acting on mucous membranes. Dose of the fluidextract ʒ ss–j.

tamarind, tamarindus (*tam'-ar-ind, tam-ar-in'-dus*) [Ar., *tamr*, a ripe date; *Hind*, India]. *Tamarindus indica*, a tree of the order *Leguminosæ*. The preserved pulp of the fruit (*tamarindus*, U. S. P., B. P.) is laxative and refrigerant. Dose 1 dr.–1 oz. (4–32 Gm.).

tambour (*tam'-boor*) [Fr.]. A drum; a drum-like instrument used in physiological experiments, and consisting of a metal cylinder over which is stretched an elastic membrane, and from which or to which passes a tube for transmitting a current of air. It is connected with another apparatus upon which changes in pressure in the tambour are recorded.

tampicin (*tam'-pis-in*). A purgative resin, $C_{34}H_{54}O_{14}$, from the root of Tampico jalap, *Ipomœa simulans*.

tampol (*tam'-pol*). A medicated tampon for gynecological use.

tampon (*tam'-pon*) [Fr.]. 1. A plug of cotton, sponge, or other material inserted into the vagina, nose, or other cavity. 2. To plug with a tampon.

tamponade (*tam-pon-ād'*) [Fr.]. The act of plugging with a tampon.

Tamus (*ta'-mus*). A genus of dioscoreaceous old-world plants. The pulp of the bulb of *T. communis* (black bryony) is discutient, vulnerary, diuretic, and laxative.

tanacetin (*tan-as'-et-in*). See under *tansy*.

tanacetum (*tan-as-e'-tum*). See *tansy*.

tanalum (*tan-al'-um*) [*tannin; alum*]. Aluminum tannotartrate; used in diseases of the nose and throat.

tanargan (*tan-ar'-gan*). A tannin-silver-albumin preparation.

tanargentan (*tan-ar-jen'-tan*). A trade name applied to a compound or mixture of silver with tannin and albumin.

tanghin (*tang'-gin*). A poisonous extractive obtained from *tanghinia* (*q. v.*).

tanghinia (*tan-gin'-e-ah*). *T. venenifera*, the ordeal-bean of Madagascar, a cardiac and respiratory poison. Its active principle is *tanghinin*.

tanghinin (*tan-gin'-in*). See under *tanghinia*.

tangle (*tang'-gl*). See *laminaria*. **t.-tent.** See *sea-tangle*.

tango foot (*tang'-go*). Tenosynovitis of the dorsal flexors of the foot, particularly of the tibialis anticus, found in those addicted to modern dances.

tannagen (*tan'-a-jen*). See *tannigen*.

tannal (*tan'-al*) [*tannin; alum*]. Aluminum tannate; it is used in diseases of the nose and throat. **t., insoluble,** aluminum tannate. **t., soluble,** aluminum tannotartrate.

tannalbin (*tan-al'-bin*). A compound of tannin and albumin; a brown, tasteless powder, insoluble in water, and containing 50 % of tannin. An intestinal astringent. Dose 15 gr. (1 Gm.) 2 to 4 times daily. **t., veterinary,** a tannalbin specially prepared for a veterinary intestinal astringent.

tannas (*tan'-as*). Latin form of *tannate*.

tannase (*tan'-ās*). A zymase occurring in certain plants containing tannin, and produced in cultures of *Penicilium glaucum*.

tannate (*tan'-āt*) [*tannin*]. A salt of tannic acid.

tannic acid. See *acid, tannic*.

tannichthol (*tan-ik'-thol*). A trade name for suppositories containing tannic acid, phenol, ichthyol, belladonna, strammonium, witch-hazel and sometimes opium.

tannigen (*tan'-ij-en*). See *acetyl tannin*.

tannin (*tan'-in*). See *acid, tannic*. **t., formaldehyde,** tannoform.

tannismuth (*tan-is'-muth*). Trade name of bismuth bitannate

tannisol (*tan'-is-ol*). Methylene ditannin, said to be a condensation product of tannin and formaldehyde.

tannipyrine (*tan-ni-pi'-rēn*). A condensation product of antipyrine and tannic acid; it is used as a styptic.

tannobromine (*tan-o-bro'-mēn*). A product formed from formaldehyde and dibromtannin. It is said to be a nerve sedative.

tannocasum (*tan-o-ka'-sum*). A compound of tannin and casein; it is used as an intestinal astringent.

tannochloral (*tan-o-klo'-ral*). See *captol*.

tannochrome (*tan'-o-krōm*). Trade name of a preparation containing resorcinol and chromium bitannate.

tannocol (*tan'-o-kol*). A combination of equal parts of gelatin and tannic acid.

tannocreosoform (*tan-o-kre-o'-so-form*). A compound of tannin, creosote, and formaldehyde.

tannoform (*tan'-o-form*), $CH_2(C_{14}H_9O_9)_2$. A condensation-product of tannin and formaldehyde. Used internally in chronic intestinal catarrh. Dose 4–8 gr. (0.25–0.5 Gm.); externally in skin diseases, burns, etc., in 10 % ointment, or dusting-powder with 2 to 4 parts of starch. Syn., *methylene ditannin; tannin-formaldehyde*.

tannogelatin (*tan-o-jel'-at-in*). Same as *tannocol*.

tannogualaform (*tan-no-gwa'-a-form*). A compound of tannic acid, guaiacol and formaldehyde, employed as an intestinal antiseptic and astringent.

tannon (*tan'-ōn*), $(CH_2)_6N_4(C_{14}H_{10}O_9)_3$. A condensation-product of tannin and urotropin; used in acute catarrh and subacute and chronic enteritis. Dose 15 gr. (1 Gm.) 3 or 4 times daily.

tannopin (*tan'-o-pin*). See *tannon*.

tannopumilin (*tan-o-pū'-mil-in*). A proprietary remedy for skin diseases, said to consist of tannic acid and oil of *Pinus pumilio*.

tannosal (*tan'-o-sal*). Tannic acid ester of creosote, containing 60 % of creosote; antitubercular. Same as *creosal*.

tannothymal (*tan-o-thi'-mal*). Trade name of a condensation product of formaldehyde, thymol and tannin.

tannyl (*tan'-il*). A compound of tannin and oxychlorcasein.

Tanret's reagent for albumin (*tahn-ra*) [Charles *Tanret*, French physician, 18 –]. Potassium iodide, 3 32 Gm.; mercuric chloride, 1.35 Gm.; acetic acid, 20 Cc., diluted with distilled water to 60 Cc. This reagent, added to an albumin solution, gives a white precipitate.

Tansini's operation (*tan-se'-ne*) [Iginio *Tansini*, Italian surgeon, 1855–]. 1. An operation for the removal of the breast, including the skin covering it, followed by the covering of the bare area with a flap of skin taken from the back. 2. An operation for the removal of a hepatic cyst.

tansy (*tan'-ze*) [O. Fr., *tanasie*, from Low L., *tanacetum*, from ἀθανασία, immortality]. A perennial herb, *Tanacetum vulgare*, of the order *Compositæ*. The leaves and tops contain a bitter principle, *tanacetin*, $C_{11}H_{16}O_4$, tannic acid, and an essential oil (*oleum tanaceti*). Tansy is an

aromatic bitter and irritant narcotic, and has been used in malaria, in hysteria, and as an emmenagogue and anthelmintic. In overdoses it produces abdominal pain, vomiting, epileptiform convulsions, and death from failure of respiration. Dose 30 gr.–1 dr. (2–4 Gm.); of the *oil* 1–4 min. (0.065–0.26 Cc.).

tantalum (*tan'-tal-um*). A rare metal, allied in properties to antimony and bismuth; symbol Ta, atomic weight 181.5. See *elements, table of.*

taon (*tah'-ŏn*). A local name for infantile beriberi in the Philippines.

tap. 1. A sudden slight blow. 2. To empty of fluid, as to *tap* a hydrocele. 3. An East Indian term for trypanosomiasis.

tapeinocephalic, tapeinocephaly. See *tapinocephalic, tapinocephaly.*

tapetal (*tap'-e-tal*). Pertaining to the tapetum.

tapetum (*ta-pe'-tum*) [τάπης, a mat or rug] 1. The layer forming the roof of the posterior and middle cornua of the lateral ventricles of the brain; it is composed of fibers from the corpus callosum. 2. The brilliant greenish layer of the eyes of nocturnal animals, which are by it visible in the dark. Syn., *tapetum lucidum.* **t. alveoli,** the alveolar periosteum. **t. cellulosum.** See *t. fibrosum.* **t. fibrosum,** a shining structure in the choroid of the eye. It takes the place of the *t. cellulosum* of the carnivora, the iridescent portion of the choroid in these animals. **t. lucidum,** the brilliant, greenish, reflecting layer or membrana versicolor of the eyes of many of the lower animals. **t. nigrum,** the pigmentary layer of the retina. **t. ventriculi,** a bundle of white fibers of the brain uniting the cortex of the frontal with that of the occipital lobe.

tape-worm. One of the *Cestoda,* a class of worms parasitic in man and the lower animals. The adult worm (*strobilus*) consists of a head (*scolex*) and numerous segments (*proglottides*), which are capable of leading for some time a separate existence, are hermaphroditic, and contain numerous ova. If the ova are swallowed by the proper host, they develop into embryos (*proscolices*), which are transformed into the *cysticerci,* containing the *scolices.* If the meat of animals containing living scolices is eaten, the latter develop into the mature tapeworm, or strobilus. **t., armed.** See *t., pork.* **t., beef-** (*Tænia mediocanellata* or *saginata*), also termed the *unarmed tape-worm,* the cysticercus of which occurs in beef. **t., dog-** (*Tænia echinococcus*), also called *hydatid tape-worm.* The mature parasite lives in the intestine of the dog; the scolices occur in the internal organs of man and give rise to the echinococcus or hydatid cysts. **t., fish-, t., broad, t., Swiss** (*Bothriocephalus latus*), the cysticercus of which occurs in fish. **t., hydatid.** See *t., dog-.* **t., pork-** (*Tænia solium*), also known as the *armed tape-worm,* from the presence of several hooklets on the head, is derived from pork which contains the cysticerci. Other tape-worms occasionally found in man are: *Tænia cucumerina* or *elliptica,* most frequent in the dog and cat; *Tænia nana* has been found in man in Italy; *Tænia leptocephala,* common in the mouse, has also been observed in man.

taphophobia (*taf-o-fo'-be-ah*) [τάφος, burial; φόβος, fear]. Morbid fear of being buried alive.

taphosote (*taf'-o-sōt*). Creosote tannophosphate.

Tapia's syndrome (*tah-pe'-ah*). Paralysis of the tongue on one side and of the larynx on the same side, in cases of associated paralysis of the larynx.

tapinocephalic (*tap-in-o-sef-al'-ik*) [see *tapinocephaly*]. Affected with tapinocephaly.

tapinocephaly (*tap-in-o-sef'-al-e*) [ταπεινός, low; κεφαλή, head]. Flatness of the top of the cranium.

tapioca (*tap-e-o'-kah*) [Sp.]. A variety of starch obtained from the cassava or manioc plant, *Jatropha manihot.* It is used as a food.

tapir mouth (*ta'-per*). A separation and thickening of the lips, with disease of the orbicularis oris muscle, causing the lips to resemble those of the tapir. It is sometimes seen in facial muscular atrophy of the Landouzy-Déjérine type.

tapiroid (*ta'-pir-oid*) [*tapir;* εἶδος, resemblance]. Referring to an elongated cervix uteri, so called from its resemblance to a tapir's snout.

tapotement (*tap-ōt-mon(g)*) [Fr.]. In massage, the operation of percussing or tapping.

tapping (*tap'-ing*). See 1. *tapotement;* 2. *paracentesis.*

taproot (*tap'-rūt*). The main root, or downward continuation of the plant axis.

tar (*tahr*) [AS., *teoru,* tar]. An empyreumatic liquid resin obtained by the destructive distillation of the wood of various species of *Pinus,* of the order *Coniferæ.* Tar (*Pix liquida,* U. S. P., B. P.) contains a great variety of compounds, among which are pyroligneous acid, toluene, xylene, pseudocumene, cresol, phenol, guaiacol, creosol, paraffin, naphthalene, pyrocatechin, etc. It is employed in chronic bronchitis and in diseases of the urinary tract; externally in tinea capitis, psoriasis, chronic eczema, and other affections of the skin. **t.-acne.** See *acne picealis.* **t. balls,** coal tar camphor, naphthalene. **t., Barbados,** a black petroleum of Barbados of the consistency of molasses and with bituminous taste. **t., birch,** crude oil of birch. **t.-camphor,** naphthalene. **t., coal,** a dark, highly complex, semi-liquid substance obtained by the destructive distillation of coal. **t., gas.** See *t., coal.* **t., juniper, oil of** (*oleum cadinum,* U. S. P.). See *cade, oil of.* **t., oil of** (*oleum picis liquidæ,* U. S. P.), a volatile oil distilled from tar. Dose 3 min. (0.2 Cc.). **t. ointment** (*unguentum picis liquidæ,* U. S. P., B. P.), a mixture of tar, yellow wax, and lard. **t. spirit,** benzol. **t., syrup of** (*syrupus picis liquidæ,* U. S. P.). Dose 1–2 dr. (4–8 Cc.). **t.-water,** an infusion containing one part of tar to four of water. **t., wood,** a thick, shining, black liquid obtained by the distillation of the wood of various species of conifers.

tara (*tah'-rah*). A nervous disease occurring in Siberia.

taracanin (*tar-ak'-an-in*). The same as *antihydropin.*

tarantism, tarantismus (*tar'-an-tizm, tar-an-tis'-mus*). A choreic affection, ascribed to the bite of a tarantula, and supposed to be cured by dancing.

tarantula (*tar-an'-tū-lah*) [*Tarentum*]. 1. A species of spider, *Lycosa tarantula,* closely resembling the trap-door spider, *Mygale hentzii,* with which it is often confounded. Its bite is poisonous. See *tarantism.* 2. The Italian form of dancing mania; tarantism.

tarantulism (*tar-an'-tū-lizm*). Same as *tarantism.*

tarassis (*tar-as'-is*) [τάραξις, confusion]. Hysteria occurring in the male.

taraxacerin (*tar-aks-as'-er-in*). A waxy substance found in dandelion.

taraxacin (*tar-aks'-as-in*). A crystallizable material derivable from the common dandelion; said to be tonic and diuretic.

taraxacum (*tar-aks'-ak-um*). Dandelion; the *T. officinale* (*T. dens-leonis*), a plant of the order *Compositæ*. Its root (*taraxacum*, U. S. P.; *taraxaci radix*, B. P.) contains two crystalline principles, *taraxacin* and *taraxacerin*, and is used in chronic congestion of the liver and spleen. **t., decoction of** (*decoctum taraxaci*, B. P.). Dose 2 oz. (64 Cc.). **t., extract of** (*extractum taraxaci*, U. S. P., B. P.). Dose 10 gr. (0.65 Gm.). **t., fluidextract of** (*fluidextractum taraxaci*, U. S. P.). Dose 1 dr. (4 Cc.). **t., juice of** (*succus taraxaci*, B P.). Dose 2–4 dr. (8–16 Cc.).

taraxigen (*tar-aks'-ij-en*). See *taraxy*.

taraxin (*tar-aks'-in*). See *taraxy*.

taraxis (*tar-ak'-sis*) [τάραξις, trouble] A slight conjunctivitis, or eye trouble.

taraxy (*tar-aks'-e*) [τάραξις, disturbance]. Novy's term for anaphylaxis. *Taraxy* is the disturbed state or condition caused by the poison (*taraxin*) which is produced by *taraxigen*.

tarbagan plague (*tar'-bag-an*). A local name for bubonic plague in Siberia and Mongolia.

Tardieu's ecchymoses or **spots** [Auguste Ambroise *Tardieu* French physician, 1818–1879]. Ecchymotic spots found beneath the pleura and the pericardium after death from strangling. They have also been observed in death from asphyxia due to other causes.

tared (*tārd*). Allowed for as a tare or deduction; having the weight previously ascertained, as a *tared* filter. The term is used in pharmacy and chemistry.

target (*tar'-get*). Same as *mire*, *q. v.*

Tarin's, Tarinus' fascia (*ta-ran'*, *ta-rī'-nus*) [Pierre *Tarin*, French anatomist, 1725–1761]. The fascia dentata Tarini; the gyrus dentatus. See *fascia dentata*. **T.'s foramen.** See *Fallopian hiatus*. **T.'s fossa, T.'s pons,** the posterior perforated space which forms part of the floor of the third ventricle. **T.'s space.** See *T.'s fossa*. **T.'s tenia,** tænia semicircularis; a white band lying below the vena corporis striati, and extending from near the anterior extremity of the thalamus, along the inner border of the inferior cornu of the lateral ventricle, into the gray substance of the hippocampus major. **T.'s valve,** the posterior medullary velum.

Tarnier's sign (*tar-ne-a'*) [Etienne Stéphane *Tarnier*, French obstetrician, 1828–1897]. Effacement of the angle between the upper and lower segments of the uterus; it is an indication of inevitable abortion.

tarropetrolin (*tar-o-pet'-ro-lin*). A compound of wood tar and petroleum, used as a salve in various skin diseases.

tarsadenitis (meibomica) (*tar-sad-en-ī'-tis*) [*tarsus*; ἀδήν, a gland; ῖτις, inflammation]. Inflammation of the Meibomian glands and tarsal cartilage.

tarsal (*tar'-sal*) [*tarsus*]. 1. Pertaining to the tarsus of the foot. 2. Pertaining to the tarsus of the eye. **t. cartilage,** the cartilaginous layers in the free edge of each eyelid. **t. cyst.** See *chalazion*. **t. glands,** the Meibomian glands.

tarsale (*tar-sa'-le*). Any bone of the tarsus, but especially one in the distal row.

tarsalgia (*tar-sal'-je-ah*) [*tarsus*; ἄλγος, a pain]. Pain, especially one of neuralgic character, in the tarsus.

tarsalia (*tar-sa'-le-ah*) [pl. of *tarsale*]. The tarsal bones.

tarsalis (*tar-sa'-lis*). A tarsal muscle.

tarsectomy (*tar-sek'-to-me*) [*tarsus*; ἐκτομή, excision]. 1. Excision of tarsal bones. 2. Excision of part of a tarsal cartilage.

tarsectopia (*tar-sek-to'-pe-ah*) [*tarsus*; ἔκτοπος, out of place]. Tarsal displacement.

tarsen (*tar'-sen*) [*tarsus*]. Belonging to the tarsus in itself.

tarsitis (*tar-sī'-tis*) [*tarsus*; ῖτις, inflammation] Inflammation of the tarsus; and see *blepharitis*.

tarso- (*tar-so-*) [ταρσός, tarsus]. A prefix denoting pertaining to the tarsus.

tarsocheiloplasty (*tar-so-ki'-lo-plas-te*) [*tarso-*; χεῖλος, lip; πλάσσειν, to form]. Plastic surgery of the edge of the eyelid.

tarsoclasis (*tar-so-klā'-sis*) [*tarsus*; κλασις, rupture]. 1. Rupture of the tarsal cartilage. 2. Intentional fracture of the tarsus, for the correction of club-foot.

tarsomalacia (*tar-so-mal-a'-she-ah*) [*tarso-*; μαλακία, softening]. Softening of the tarsus of the eyelid.

tarsometatarsal (*tar-so-met-ah-tar'-sal*) [*tarso-*; *metatarsus*]. Relating to the tarsus and the metatarsus.

tarso-orbital (*tar-so-or'-bit-al*). Relating to the framework of the eyelids and the walls of the orbit.

tarsophalangeal (*tar-so-fa-lan'-je-al*) [*tarso-*; φάλαγξ, phalanx]. Pertaining to the tarsus and the phalanges.

tarsophyma (*tar-so-fī'-mah*) [*tarso-*; φῦμα, a growth]. Any morbid growth or tumor of the tarsus.

tarsoplasia (*tar-so-pla'-ze-ah*). Same as *tarsoplasty*.

tarsoplasty (*tar'-so-plas-te*) [*tarso-*; πλάσσειν, to form]. Plastic surgery of the eyelid; blepharoplasty.

tarsoptosis (*tar-sop-to'-ze-ah*) [*tarsus*; πτώσις, a falling]. Flat-foot.

tarsorrhaphy (*tar-sor'-a-fe*) [*tarso-*; ῥαφή, suture]. The operation of sewing the eyelids together for a part or the whole of their extent.

tarsotarsal (*tar-so-tar'-sal*) [*tarsus*]. Between the tarsal bones, midtarsal.

tarsotibial (*tar-so-tib'-e-al*). Same as *tibiotarsal*.

tarsotomy (*tar-sot'-o-me*) [*tarso-*; τομή, a cutting]. 1. Operation upon the tarsal cartilage. 2. Operation upon the tarsus of the foot. **t. cuneiform,** removal of a wedge-shaped piece of any of the tarsal bones.

tarsus (*tar'-sus*) [ταρσός, tarsus]. 1. The instep, consisting of the calcaneus, astragalus, cuboid, scaphoid, internal, middle, and external cuneiform bones. 2. The cartilage of the eyelid, called the tarsal cartilage, a dense connective tissue forming the support of the lid.

tartar (*tar'-tar*) [Low L., *tartarum*, from Ar., *durd*, dregs]. 1. A hard mineral deposited on the inside of wine-casks, and consisting mainly of acid potassium tartrate (*cream of tartar*). 2. A hard incrustation on the teeth, consisting of mineral and organic matter. **t., alkali of,** potassium carbonate. **t., borated,** potassium and sodium borotartrate. **t., cream of** (*potassii bitartras*, U. S. P.). See *potassium bitartrate*. **t. emetic,** antimony and potassium tartrate. See under *antimony*. **t., soluble,** potassium tartrate. **t., vitriolated,** potassium sulphate.

tartarated (*tar'-tar-a-ted*) [*tartar*]. Containing tartar. **t. antimony,** tartar emetic. **t. soda,** sodium and potassium tartrate.

tartaric acid. See *acid, tartaric*.

tartarization (*tar-tar-i-za'-shun*). The treatment of syphilis with tartar emetic.

tartarized (*tar'-tar-izd*). See *tartarated*

tartarlithin (*tar-tar-lith'-in*). See *lithium bitartrate.*

tartarus (*tar'-tar-us*) [L.]. 1. Tartar. 2. Certain salts of potassium. **t. boraxatus,** potassium and sodium borotartrate. **t. natronatus,** potassium and sodium tartrate. **t. tartarisatus,** potassium tartrate. **t. vitriolatus,** potassium sulphate.

tartrate (*tar'-trāt*). A salt of tartaric acid.

tartrated (*tar'-tra-ted*). Containing tartar; combined with tartaric acid.

tartrazine (*tar-traz-ēn*). The sodium salt of benzeneazo-pyrazolone-carboxy-disulphonic acid; a yellow powder, used for coloring beverages.

tartrophen (*tar'-tro-fen*). A combination of phenetidin and tartaric acid.

Tashkend ulcer (*tash-kend'*). See *Sartian disease.*

taste (*tāst*). 1. The sensation produced by stimulation of special organs in the tongue (*taste-organs*) by soluble bodies. 2. The faculty by which these sensations are appreciated. **t., after-,** a secondary taste perceived after the immediate taste has ceased. **t.-bud,** an oval, flask-shaped body, embedded in the epithelium of the tongue, and serving the sense of taste. It is also called *t.-bulb.* **t.-bulb.** See *t.-bud.* **t.-cell,** one of a number of peculiarly shaped, flask-like bodies found between the epithelial cells covering the slopes of the circumvallate papillæ. They are the terminal end-organs of the gustatory nerve. **t.-center,** the gustatory nervous center. Its position is not determined. **t.-end.** See *t.-cell.* **t.-goblets,** flask-like bodies on the sides and base of the tongue enclosing the gustatory cells; see *t.-cell.* **t.-pore,** the minute canal connecting the interior of a taste-bud with the surface of the mucous membrane.

tattooing (*tat-too'-ing*) [Tahitian]. The production of permanent colors in the skin by the introduction of foreign substances, such as carbon, india-ink, etc., a common practice among sailors. **t. of the cornea,** a method of hiding leukomatous spots. **t., electrolytic,** the electrolytic treatment of angioma or nevus by means of a negative electrode carrying from 10 to 20 needles.

taurin (*taw'-rin*) [*taurus,* bull], $C_2H_7NSO_3$. Amidoethylsulphonic acid, a crystalline decomposition-product of bile. See *Lang.*

taurocholate (*taw-ro-ko'-lāt*). Any salt of taurocholic acid.

taurocholic acid (*taw-ro-kol'-ik*). See *acid, taurocholic*

taurocol (*taw'-ro-kol*). A preparation containing sodium glycocholate, sodium taurocholate, cascara sagrada, phenolphthalein, and aromatics It is a cholagogue.

tautomenial (*taw-to-me'-ne-al*) [ταὐτό, the same; *μήν,* month]. Relating to the same menstrual period.

tautomeral, tautomeric (*taw-tom'-er-al, taw-to-mer'-ik*) [ταὐτό, the same; *μέρος,* part]. 1. Exhibiting tautomerism; a qualification applied to compounds to which two different structural formulæ may be rightly attributed. 2. Applied to neurons of the cinerea of the spinal cord, the axons of which pass into the white matter of the cord on the same side in which they are located.

tautomerism (*taw-tom'-er-izm*) [ταὐτό, same, *μέρος,* a share]. 1. The attribution of two different formulæ to one compound. 2. The quality exhibited by those cases in which two structural formulæ are possible, while but one compound appears to be obtainable. It is assumed that in such bodies the formulæ are susceptible of change from one arrangement to the other. The phenomenon has also been called *desmotrophy.* **t., virtual,** term for *phasotropy.*

Tawara's node (*tah-vah'-rah*) [S. *Tawara,* Japanese physician]. A node of interlacing muscle fibers in the auricular septum at the beginning of the muscle bundle of His.

taxine (*taks'-ēn*) [τάξος, yew-tree]. A poisonous alkaloid from the leaves and seeds of the *Taxus baccata,* or yew-tree. It is used in epilepsy.

taxis (*taks'-is*) [τάξις, from τάσσειν, to arrange]. 1 An arranging. 2. A manipulation, especially manipulation for the reduction of hernia. 3. The reaction of protoplasm to a stimulus; tropism, chemotaxis, *q. v.* **t., bipolar,** the replacement of a retroverted uterus by upward pressure through the rectum and drawing the cervix down in the vagina. **t., positive, t., negative.** See *chemotaxis.*

taxodium (*taks-o'-de-um*) [τάξος, yew-tree; εἶδος, form]. The common bald or black cypress of the southern United States and Mexico; said to be useful in hepatic diseases, in rheumatism, and as a diuretic.

taxology (*taks-ol'-o-je*). Taxonomy.

taxonomic (*taks-o-nom'-ik*) [τάξις, arrangement; νόμος law] Pertaining to systematic classification

taxonomy (*taks-on'-o-me*) [τάξις, arrangement; νόμος, a law]. The principles of classification.

Taxus (*taks'-us*) [τάξος, yew-tree]. A genus of cone-bearing trees, the yews. **T. baccata,** the common European yew-tree. Its leaves and seeds are poisonous and have sedative qualities.

Tay's choroiditis. Choroidal degeneration, characterized by irregular yellowish spots visible around the macula lutea, and thought to be due to an atheromatous condition of the arteries. Syn., *choroiditis guttata senilis.*

Taylor's diet [Sir Frederick *Taylor,* English physician, 1847–1920]. A mixture containing white of egg, sugar and olive oil; recommended when the urine is to be examined for chlorides.

Taylor's test for acetone. A few drops of a freshly prepared aqueous solution of sodium nitroprusside are added to 10 Cc. of urine or distillate; concentrated ammonium hydroxide is then stratified upon the mixture. A magenta color at the point of contact indicates the presence of acetone.

Tay-Sach's disease [Warren *Tay,* English physician; Bernard *Sachs,* American neurologist, 1858–]. Amaurotic family idiocy.

tayuya (*ta-ū'-yah*). The roots of various plants, *Dermophylla pendulina, Cayaponia martiana,* etc , used in the treatment of syphilis.

tayuyin (*ta-ū'-yin*). A bitter principle from tayuya.

tb. Abbreviation for *tubercle bacillus,* and for *tuberculosis.*

Tb. Chemical symbol of *terbium.*

T-bandage. See under *bandage.*

TC. See under *tuberculin.*

Te. 1. Chemical symbol for *tellurium.* 2. Abbreviation for *tetanic contraction.*

tea (*te*) [Chinese]. 1. The dried leaves of *Thea chinensis,* of the order *Ternstromiaceæ.* used for preparing a beverage, also called tea. 2. Any vegetable infusion used as a beverage. **t., James',** t., **Labrador,** the leaves of *Ledum*

latifolium used as a substitute for tea. **t., St. Germain's,** a laxative tea composed of senna 160, elder flowers 100, anise 50, fennel 50, potassium tartrate 25, and tartaric acid 15 parts. **t., teamsters'.** See *tepopote*

teaberry. See *gaultheria*.

teachers' nodes or **nodules.** See *chordsitis tuberosa*.

Teale's amputation (*tēlz*) [Thomas Pridgin *Teale*, English surgeon, 1801–1868]. 1. *For amputation of the arm.* the long flap is placed upon the antero-external aspect of the arm; the brachial artery and the median and ulnar nerves are divided with the posterior flap. 2. *For amputation of the leg:* a rectangular flap operation, in which a long anterior and a short posterior flap are made, each consisting of both integument and muscle; the length of the anterior flap is equal to half the circumference of the limb, and the posterior flap is one-quarter of the length.

tears. 1. The secretion of the lacrimal gland. 2. Hardened lumps, or drops, of any resinous or gummy drug.

tease (*tēz*). To tear a tissue into its component parts with needles.

teaspoon. A small spoon holding about 4 Cc. or 1 dr.

teat (*tēt*). A nipple.

tebean (*te-be'-an*). A tubercle bacillus preparation made by shaking virulent human bacilli in 25% galactose for 4½ days at 37° C., and concentrating *in vacuo* until each gramme of powder corresponds to 5 mg. of bacilli. For use it is dissolved in normal saline solution.

technic, technique (*tek'-nik, tek-nēk'*) [τέχνη, art]. The method of procedure in operations or manipulations of any kind.

technocausis (*tek-no-kaw'-sis*) [τέχνη, art; καῦσις, a burning]. Mechanical cauterization, in contradistinction to that produced by chemicals.

tecnology (*tek-nol'-o-je*) [τέκνον, a child; λόγος, study]. The study or scientific knowledge of childhood, its hygiene, diseases, etc.

tecnotonia (*tek-no-to'-ne-ah*) [τέκνον, a child; κτόνος, murder]. Child-murder; infanticide.

tecosis. See *takosis*.

tectiform (*tek'-ti-form*) [*tectum*, a roof; *forma*, form]. Roof-shaped.

tectocephalic (*tek-to-sef-al'-ik*) [*tectum*, a roof; κεφαλή, head]. Pertaining to a roof-shaped skull.

tectocephaly (*tek-to-sef'-al-e*). The condition of having a roof-shaped skull.

tectology (*tek-tol'-o-je*) [τέκτων, a builder; λόγος, science]. Structural morphology.

tectonic (*tek-ton'-ik*). Pertaining to plastic surgery.

tectorial (*tek-to'-re-al*) [*tectorium*]. Serving as roof or covering **t. membrane.** See *membrana tectoria*.

tectorium (*tek-to'-re-um*) [L.· *pl.*, *tectoria*]. 1. A covering. 2. See *membrana tectoria*.

tectospinal (*tek-to-spi'-nal*). Pertaining to the spinal cord and the corpora quadrigemina.

tectum (*tek'-tum*) [L.; *gen.*, *tecti*]. A roof or covering. **t. ventriculi quarti,** *Vieussen's valve, q. v.*

tedious (*te'-de-us*) [*tædium*, weariness]. Unduly protracted, as *t. labor*.

tedium vitæ. See *tædium*.

teel oil. See *sesamum, oil of*.

teeth (*tēth*) [plural of *tooth, q. v.*]. **t., auditory,** the tooth-like projections on the edge of the limbus laminæ spiralis of the ear. They extend between the epithelial cells and give the limbus an uneven, highly refracting surface. They are composed of the osteogenous tissue of the crista. **t., buck,** the protruding teeth found in persons suffering from adenoids. **t., Chiaie** [Prof. Stephano *Chiaie*, of Naples]. A peculiar deterioration of the dental enamel among the inhabitants of the Italian littoral; characterized by the teeth becoming black and destitute of enamel (*denti neri*), though apparently strong and serviceable; or the teeth remain white and finely formed but marred by a line of fine black script-like marks (*denti scritti*). **t., Corti's.** See *t., auditory*. **t., Horner's,** incisor teeth presenting horizontal grooves that are due to a deficiency of enamel. **t., Huschke's.** See under *Huschke*. **t., Hutchinson's.** See *Hutchinson's teeth*. **t., master,** a name given by early writers to the venom fangs of serpents. **t., notched.** See *Hutchinson's teeth*. **t., numbering of the,** in numbering the teeth, the incisor next the symphysis menti is first, the wisdom-tooth last, or eighth. The first incisor is also said to be central, mesal, or proximal, and the last or wisdom-tooth, distal. In numbering the groups of teeth, as incisors, bicuspids or premolars, molars, the one nearest the symphysis is number one of the particular group. **t., pegged.** See *Hutchinson's teeth*. **t., permanent,** those of the second dentition. **t., pivot.** See under *pivot*. **t., sectorial,** the cutting teeth of the carnivora. **t., springing,** a name given by early writers to the venom fangs of serpents. **t., succedaneous,** the permanent teeth which take the places of the temporary teeth. **t., temporary,** the teeth of the first dentition; milk-teeth; deciduous teeth; also, a provisional set of artificial teeth. **t., test-,** the central upper incisors of the permanent teeth, which are observed as a test, being "notched" or "pegged" in cases of congenital lues. **t., wall,** molars.

teething [AS., *tōth*, tooth]. The eruption of the first teeth in an infant; dentition.

Teevan's law (*te'-van*). [William Frederick *Teevan*, English surgeon, 1834–1887]. Fracture of a bone occurs in the line of extension, not in that of compression.

tegmen (*teg'-men*) [*tegere*, to cover]. A cover. **t. mastoideum,** the roof of the mastoid cells. **t. tympani,** the roof of the tympanic cavity. **t. ventriculi quarti,** the roof of the fourth ventricle.

tegment (*teg'-ment*). The tegmentum.

tegmental (*teg-men'-tal*) [*tegmen*]. Pertaining to the tegmentum. **t. nucleus,** the red nucleus. See *nucleus, tegmental*.

tegmentum (*teg-men'-tum*) [*tegmen*]. A covering; specifically, the dorsal portion of the crus cerebri and pons Varolii. **t. auris,** the membrana tympani. **t., hypothalamic,** or **subthalamic,** the continuation of the tegmentum under the thalamus. **t. tympani,** the tegmen tympani. **t. ventriculi, lateralis,** the centrum ovale majus. **t. ventriculorum,** the centrum ovale majus.

tegmin (*teg'-min*). A white, aseptic substance used as is collodion, in sealing small wounds that do not require drainage; it is said to consist of an emulsion of wax, acacia, water, zinc oxide, and lanolin.

tegone (*teg'-ōn*). A proprietary medicated plaster similar to *gelone, q. v.*

tegumen (*teg'-ū-men*). See *tegmen*.

tegument (*teg'-ū-ment*) [*tegmen*]. The integument.

tegumental, tegumentary (*teg-ū-men'-tal, teg-ū-ment'-a-re*) [*tegmen*]. Relating to the skin or tegument.

Teichmann's crystals (*tīk'-man*) [Ludwig *Teichmann*, German histologist, 1825–1895]. Hemin crystals. **T.'s test for hemin,** to the dry residue placed on a slide a small crystal of sodium chloride is added and a cover-glass laid over it. A few drops of glacial acetic acid are allowed to flow in under the cover-glass, and the

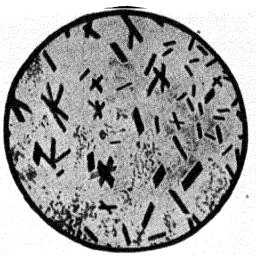

TEICHMANN'S HEMIN CRYSTALS.

whole is heated gently so as not to boil the liquid. On cooling, rhombic crystals of hemin (*Teichmann's crystals*) will be found. If no crystals appear after the first warming, warm again, and, if necessary, add more acetic acid.

teichopsia (*tī-kop'-se-ah*) [τεῖχος, wall; ὄψις, vision]. Temporary amblyopia, with subjective visual images. See *fortification-spectra*.

teinodynia (*tī-no-din'-e-ah*). See *tenodynia*.

teinophlogosis (*tī-no-flo-go'-sis*) [τείνειν, to stretch; φλόγωσις, inflammation]. Inflammation of the tendons.

tela (*te'-lah*) [L.]. A web or tissue. **t. adiposa,** adipose tissue. **t. aranea,** spiders' web, cobweb; it is used as a styptic. **t. cellulosa,** connective or areolar tissue. **t. choroidea,** the membranous roof of the third and fourth ventricles of the brain. **t. chorioidea ventriculi quarti,** a fold of pia forming a part of the roof of the fourth ventricle. **t. chorioidea ventriculi tertii,** the velum interpositum, *q. v.* **t. epithelialis,** epithelial tissue. **t. erectilis,** erectile tissue. **t. flava,** elastic tissue. **t. hæmalis,** lymph cells and blood-corpuscles, and, also, splenic tissue. **t. vasculosa,** the choroid plexus.

telæsthesia (*tel-es-the'-ze-ah*). See *telesthesia*.

telangiectasia (*tel-an-je-ek-ta'-ze-ah*). See *telangiectasis*.

telangiectasis (*tel-an-je-ek'-ta-sis*) [τέλος, end; ἀγγεῖον, a vessel; ἔκτασις, a stretching]. Dilatation of groups of capillaries or smaller blood-vessels. **t. faciei,** acne rosacea. **t. lymphatica,** lymphangiectasis.

telangiectatic (*tel-an-je-ek-tat'-ik*). Pertaining to or characterized by telangiectasis.

telangiectodes (*tel-an-je-ek-to'-dēz*). Denoting very vascular tumors.

telangiectoma (*tel-an-je-ek-to'-mah*) [see *telangioma*]. Birthmark; simple nevus.

telangiitis (*tel-an-je-i'-tis*). Inflammation of capillaries.

telangioma (*tel-an-jr-o'-mah*) [τέλος, end; ἀγγεῖον, a vessel; ὄμα, tumor]. A tumor composed of dilated capillaries.

telangion (*tel-an'-je-on*). A terminal arteriole.

telangiosis (*tel-an-je-o'-sis*) [τέλος, end; ἀγγεῖον, a vessel]. Disease of minute blood-vessels.

telar (*te'-lar*) [*tela*, a web]. Pertaining to a tela; of the nature of a tela.

telecardiogram (*tel-e-kar'-de-o-gram*). Telelectrocardiogram.

telecinesis. See *telekinesis*.

teledactyl (*tel-e-dak'-til*) [τῆλε, afar; δάκτυλος, finger]. A device to avoid stooping to pick up things (in disease of the spine, etc.). It consists of six spring-forceps at the end of a cane, operated by a cord at the handle with a ring for the index finger.

teledendrite (*tel-e-den'-drīt*). See *telodendron*.

teledendron. See *telodendron*.

telediastolic (*tel-e-di-as-tol'-ik*) [τέλος, end; *diastole*]. Relating to last phase of a diastole.

telegonidia (*tel-e-gon-id'-e-ah*) [τέλος, end; γονή, seed]. Gonidia arising at end of rod-bacteria.

telegony (*tel-eg'-on-e*) [τῆλε, far away; γονή, offspring]. The influence of a dead husband on the children of the next one by the same woman.

telegrapher's cramp. See *occupation-neurosis*.

telekinesis (*tel-ek-in-e'-sis*) [τῆλε, afar; κίνησις, movement]. The power claimed by some of causing objects to move without touching them.

telelectrocardiogram (*tel-el-ek-tro-kar'-de-o-gram*) [τήλε, far off; *cardiogram*]. An electrocardiogram taken in a laboratory, the galvanometer being connected by a wire with the patient (who may be some distance away, in a hospital).

telelectrotherapeutics (*tel-e-lek-tro-ther-ap-ū'-tiks*) [τῆλε, afar; *electrotherapeutics*]. The treatment of hysterical paralysis by a series of electric discharges near the patient without actual contact.

telencephal (*tel-en'-se-fal*). Telencephalon.

telencephalic (*tel-en-se-fal'-ik*). Pertaining to the telencephalon.

telencephalon (*tel-en-sef'-al-on*). The end-brain, a part of the prosencephalon, *q. v.*

teleneurite (*tel-e-nū'-rīt*) [τέλος, end; νεῦρον, nerve]. One of the terminal filaments of the main stem of an axis-cylinder process.

teleneuron (*tel-e-nū'-ron*) [see *teleneurite*]. The neuron forming the terminus of an impulse in a physiological act involving the nervous system.

teleologic (*tel-e-o-loj'-ik*) [τέλεος, complete; λόγος, treatise]. Relating to the final cause of things.

teleology (*tel-e-ol'-o-je*) [τέλεος, complete; λόγος, treatise]. The doctrine of final causes.

teleorganic (*tel-e-or-gan'-ik*) [τέλεος, complete; *organic*]. Necessary to organic life.

teleotherapeutics (*tel-e-o-ther-ap-ū'-tiks*) [τῆλε, afar; *therapeutics*]. Suggestive therapeutics.

telepathist (*tel-ep'-ath-ist*) [τῆλε, afar; πάθος, disease]. One who is versed in telepathy.

telepathy (*te-lep'-ath-e*) [τῆλε, afar; πάθος, disease]. The action, real or supposed, of one mind upon another when the two persons are separated by a considerable distance; thought-transference.

telephic (*tel-ef'-ik*). Malignant; incurable; relating to a telephium.

telephium (*tel-ef'-e-um*) [*Telephus*, son of Hercules, whose wound received from Achilles did not heal]. An old inveterate ulcer.

teleradiography (*tel-e-ra-di-og'-ra-fe*) [τῆλε, afar; *radiography*]. Radiography with the tube held at a distance of about six feet from the body.

telergy (*tel'-er-je*). Automatism.

teleroentgenography (*tel-e-rent-gen-og'-ra-fe*). Teleradiography.

telestereoroentgenography (*tel-e-ste-re-o-rent-gen-og'-raf-e*) [τῆλε, afar; στερεός, solid; skiagraphy]. A stereogram made with the tube 6½ ft. (2 meters) from the object.

telesthesia, telæsthesia (*tel-es-the'-ze-ah*) [τῆλε, afar; αἴσθησις, sensibility]. Distant perception; a perception of objects or conditions independently of the recognized channels of sense. See *telepathy*.

telesyphilis (*tel-e-sif'-il-is*). Metasyphilis, parasyphilis.

telesystolic (*tel-e-sis-tol'-ik*) [τέλος, end; *systole*]. Pertaining to the last phase of systole.

teletherapy (*tel-e-ther'-ap-e*) [τῆλε, afar, *therapy*]. Absent treatment.

teletrophosome (*tel-e-trof'-o-sōm*) [τῆλε, afar; τροφή, nourishment; σῶμα, body]. A trophosome situated at the end of a rod-like microbe See *ascotrophosome*.

tellicherry bark. The bark of *Wrightia zeylanica;* it is used in dysentery.

tellurate (*tel'-ū-rāt*). A salt of telluric acid.

telluric (*tel-lū'-rik*) [*tellus*, earth]. 1. Derived from the earth. 2. Relating to tellurium. **t. acid,** an acid, H_2TeO_4, whose salts are known as tellurates.

tellurism (*tel'-ū-rizm*) [see *telluric*]. Telluric miasm; influence of the soil as a cause of disease.

tellurium (*tel-ū'-re-um*) [see *telluric*]. A nonmetallic element of bluish-white color, having a specific gravity of 6.23, a quantivalence of two or six, an atomic weight of 127.5. Sym. Te.

Tellyesniczky's fluid (*tel-yes-nits'-ke*) [Kálmán *Tellyesniczky*, Hungarian histologist]. A 3% solution of potassium bichromate in water; to which 5% glacial acetic acid is added just before use. It is used as a hardening fluid.

teloblast (*tel'-o-blast*) [τέλος, end; βλαστός, germ]. A segmentation-sphere at the extremity of the germ-band, which becomes elongated by cells arising from the mesoblast.

teloblastic (*tel-o-blas'-tik*) [*teloblast*]. Pertaining to a teloblast.

telodendron (*tel-o-den'-dron*) [τέλος, end; δένδρον, tree]. The terminal arborization of an axis-cylinder process.

telokinesis (*tel-o-kin-e'-sis*). See *telophase.*

telolecithal (*tel-o-les'-ith-al*) [τέλος, end; λέκιθος, yolk]. Of an ovum, having a relatively large mass of food-yolk placed eccentrically.

telolemma (*tel-o-lem'-ah*) [τέλος, end; λέμμα, husk]. The membrane covering the eminence of Doyère, or the point of entrance of a motor nerve into a muscular fiber.

telophase (*tel'-o-fāz*) [τέλος, end; φάσις, an appearance]. The final phase of any process, as that of karyokinesis.

telophragma (*tel-o-frag'-mah*). *Krause's membrane, q. v.*

telosporidia (*tel-o-spo-rid'-e-ah*) [τέλος, end; *Sporidia*]. A class of sporozoa which end their individual existence at the stage of spore formation.

telosynapsis (*tel-o-sin-ap'-sis*) [τῆλε, afar; *synapsis*]. The union of chromosomes end to end.

telotism (*tel'-ot-izm*) [τέλος, the end]. The thorough or complete performance of a function.

temper (*tem'-per*). To make metals hard and elastic by heating them and then suddenly cooling them.

temperament (*tem'-per-am-ent*) [L., *temperamentum*]. A term applied to mental disposition and physical constitution of an individual, as the bilious, lymphatic, nervous, and sanguine temperaments.

temperance (*tem'-per-ans*) [*temperantia*]. Moderation in satisfying desire; especially as regards the use of alcoholic beverages.

temperate (*tem'-per-āt*) [*temperatus*, moderated]. Moderate, without excess. **t. zone,** the zone of climate situated between 30° and 70°.

temperature (*tem'-per-a-tūr*) [L., *temperatura*]. The degree of intensity of heat of a body, especially as measured by a scale termed a thermometer. **t., absolute,** that reckoned from the absolute zero of temperature, estimated at −273° C. **t., critical,** the temperature at which a gas can, by pressure, be reduced to a liquid. **t., mean,** the average temperature of a place for a given period of time. **t., normal,** the temperature of the body in a state of health, *i. e.*, 98.6° F. **t., optimum,** the temperature most favorable for the cultivation of microorganisms. **t.-sense,** the sense by which differences in temperature are appreciated, consisting of a sense for cold (*cryesthesia*) and a heat-sense (*thermoesthesia*). These are represented on the surface by different nerve-endings, the so-called cold and hot points.

temple (*tem'-pl*) [*tempus*, time]. The portion of the head behind the eye and above the ear.

Templin oil (*tem'-plin*) [*Templin*, a town of Prussia]. Oil of pine-cones, from *Pinus pumilio;* it resembles ordinary oil of turpentine.

tempolabile (*tem-po-la'-bil*) [*tempus*, time; *labilis*, unstable]. Becoming changed in the course of time.

temporal (*tem'-po-ral*) [*temple*]. 1. Pertaining to the temple, as the *temporal* bone, the *temporal* artery. 2. Pertaining to time. **t. artery.** See *artery.* **t. bone.** See *bone.* **t. crest,** a ridge on the frontal bone. **t. diplopia.** Same as *homonymous diplopia.* **t. fossa.** See *fossa.* **t. muscle.** See *muscle.* **t. operculum.** See *postoperculum.* **t. ridge.** See *ridge.*

temporalis (*tem-po-ra'-lis*) [*temporal*] The temporal muscle; see *muscles, table of.*

temporary (*tem'-po-ra-re*) [*temporarius*, lasting but for a time]. Not permanent. **t. stopping,** a preparation consisting principally of bleached gutta-percha, carbonate of calcium, and quartz, for filling teeth. **t. teeth.** See *teeth.*

temporen (*tem'-po-ren*) [*tempora*, the temples]. Belonging to the temporal bone in itself.

temporization (*tem-po-ri-za'-shun*) [*tempus*, time]. The expectant treatment of disease.

temporo- (*tem-po-ro-*) [*temple*]. A prefix denoting pertaining to the temple.

temporoauricular (*tem-po-ro-aw-rik'-ū-lar*) [*temporo-; auricular*]. Pertaining to the temporal and auricular regions of the head.

temporocentral (*tem-po-ro-sen'-tral*). Pertaining to the temporal lobes and the cerebral convolutions.

temporocerebellar (*tem-po-ro-ser-e-bel'-ar*). Pertaining to the temporal lobes and the cerebellum.

temporofacial (*tem-po-ro-fa'-shal*) [*temporo-; facies*, face]. 1. Pertaining to the temple and the face. 2. The larger of the main branches of the facial nerve.

temporofrontal (*tem-po-ro-fron'-tal*). Pertaining to the temporal and frontal regions or lobes.

temporohyoid (*tem-po-ro-hi'-oid*) [*temporo-; hyoid*]. Pertaining to the temporal and hyoid bones or regions.

temporomalar (*tem-po-ro-ma'-lar*) [*temporo-; mala*, cheek]. Pertaining to the temporal and malar bones, or to the temple and cheek.

temporomandibular (*tem-po-ro-man-dib'-ū-lar*) [*temporo-; mandible*]. Pertaining to the temporal bone and the mandible.

temporomastoid (*tem-po-ro-mas'-toid*) [*temporo-; mastoid*]. Pertaining to the temporal and mastoid regions of the skull.

temporomaxillary (*tem-po-ro-maks'-il-a-re*) [*temporo-; maxilla*]. 1. Pertaining to the tempora

region and the upper jaw. 2. Temporomandibular.

temporo-occipital (*tem-por-o-ok-sip'-it-al*) [*temporo-; occiput*]. Pertaining to the temporal and occipital bones or regions.

temporoparietal (*tem-po-ro-par-ī'-et-al*) [*temporo-; paries*, wall]. 1. Pertaining to the temporal and parietal bones. 2. Pertaining to the temporal and parietal lobes of the brain.

temporopontile (*tem-po-ro-pon'-īl*). Pertaining to the temporal lobe and the pons Varolii.

temporosphenoid (*tem-po-ro-sfe'-noid*) [*temporo-; sphenoid*]. Pertaining to, or in relation with, the temporal and sphenoid bones.

temporozygomatic (*tem-po-ro-zi-go-mat'-ik*). Relating to the temporal and zygomatic bones or regions.

tempostabile (*tem-po-sta'-bīl*) [*tempus*, time; *stabilis*, stable]. Not undergoing spontaneous change in the course of time.

tempus (*tem'-pus*) [L.]. 1. Time. 2. The temple.

temulence (*tem'-ū-lens*) [*temulentia*, inebriety]. Inebriety; drunkenness.

temulentia (*tem-ū-len'-she-ah*). See *temulence*

tenacious (*te-na'-shus*) [*tenax*, tough]. Tough; cohesive.

tenacity (*te-nas'-it-e*) [*tenacitas*]. Toughness.

tenaculum (*ten-ak'-u-lum*) [*tenere*, to hold]. A hook-shaped instrument for seizing and holding parts.

tenalgia (*ten-al'-je-ah*) [τένον, tendon; ἄλγος, pain]. See *tenodynia*. **t. crepitans.** See *tendosynovitis*.

tenalgin (*ten-al'-jin*). A proprietary teniafuge prepared from the areca-nut.

tenalin (*ten'-al-in*). A teniafuge from areca-nut, with the toxic principle arecolin eliminated as far as possible.

tenax (*te'-naks*) [L.]. Trade name of oakum especially prepared for surgeons' use.

tenderness (*ten'-der-nes*). The condition of abnormal sensitiveness to touch; soreness.

tendinitis (*ten-din-ī'-tis*). See *tenontis*.

tendinoplasty (*ten'-din-o-plas-te*) [*tendo-*, a tendon; πλάσσειν, to form]. Plastic surgery of tendons.

tendinosus (*ten-din-o'-sus*). The semitendinosus muscle; see *muscles*.

tendinosuture (*ten-din-o-sū'-tūr*). See *tenorrhaphy*.

tendinotrochanteric ligament (*ten'-din-o-tro-kanter'-ik*). A ligament extending from the capsular ligament of the hip-joint to the great trochanter of the femur.

tendinous (*ten'-din-us*) [*tendon*]. Pertaining to or having the nature of tendon. **t. spot,** a deposit of fibrin on a serous membrane.

tendo (*ten'-do*) [*tendo, tendinis*, a tendon; pl., *tendines*]. A tendon. **t. Achillis,** the Achilles tendon or common tendon of the gastrocnemius and soleus muscles inserted into the heel. **t. Achillis reflex.** See *reflexes*. **t. calcaneus.** See *t. Achillis*. **t. oculi, t. palpebræ.** See *ligament, palpebral, internal*.

tendolysis (*ten-dol'-is-is*) [*tendon;* λύσις, a loosening]. Separating a tendon from adhesions.

tendomucin, tendomucoid (*ten-do-mū'-sin, ten-do-mū'-koid*). A mucin found in tendons.

tendon [*tendere*, to stretch]. A band of dense fibrous tissue forming the termination of a muscle and attaching the latter to a bone. **t., central,** the aponeurosis in the center of the diaphragm. **t., cordiform.** See *t., central*. **t., hamstring.** See *hamstring*. **t.-reflex,** a reflex produced by stimulating the tendon of a muscle. **t., reindeer,** tendon from the neck of the reindeer; used as ligatures. **t.-spindles.** See *corpuscles, Golgi's*. **t. of Zinn,** the ligament of Zinn.

tendophone (*ten'-do-fōn*). See *dermatophone*.

tendophony (*ten-doff'-o-ne*). See *tenophony*.

tendoplasty (*ten'-do-plas-te*). See *tenoplasty*.

tendosynovitis (*ten-do-si-no-vi'-tis*). See *tenosynovitis*.

tendotome (*ten'-do-tōm*). See *tenotome*.

tendotomy (*ten-dot'-o-me*). See *tenotomy*.

tendovaginal (*ten-do-vaj'-in-al*) [*tendon; vagina*, a sheath]. Relating to a tendon and its sheath.

tendovaginitis (*ten-do-vaj-in-ī'-tis*) [*tendon; vagina*, sheath; ῖτις, inflammation]. Inflammation of a tendon and its sheath; tenosynovitis. **t. crepitans.** See *tenalgia crepitans*. **t. granulosa,** tuberculosis of tendon sheaths, the sheaths being filled with granulation or fungous tissue.

tenectomy (*ten-ek'-to-me*). See *tenonectomy*.

tenesmic (*ten-ez'-mik*) [*tenesmus*]. Of the nature of, or affected with tenesmus.

tenesmus (*ten-ez'-mus*) [τείνειν, to strain]. A straining, especially the painful straining to empty the bowels or bladder without the evacuation of feces or urine.

tenia (*te'-ne-ah*) [*tænia*, tape-worm]. A tapeworm. See *tape-worm; tænia*. **t.-toxin,** the toxin produced by tape-worms and to which the pathological changes wrought in the intestine are partly due.

teniacide (*te'-ne-as-īd*) [*tenia; cædere*, to kill]. 1. Destructive of tape-worms. 2. An agent that destroys tape-worms.

teniafuge (*te'-ne-af-ūj*) [*tenia; fugare*, to drive]. 1. Expelling tape-worms. 2. An agent that expels tape-worms.

tenial (*te'-ne-al*). Pertaining to a tenia or tænia.

teniasis (*te-nī'-as-is*) [*tenia*]. The *ensemble* of symptoms resulting from the presence of tenia in the body.

tenicide (*te'-nis-īd*). See *teniacide*.

tenide (*ten'-īd*). A remedy for diabetes.

teniform (*ten'-if-orm*). Tenioid.

tenifuge (*ten'-if-ūj*). See *teniafuge*.

tenioid (*te'-ne-oid*) [ταινία, a band, ribbon; εἶδος, form]. Ribbon-like, or resembling a tapeworm.

teniola (*ten-i'-o-lah*) [L.]. A small ribbon. **t. cinerea,** a thin grayish ridge separating the striæ of the fourth ventricle from the cochlear division of the acoustic nerve.

teniophobia (*te-ne-o-fo'-be-ah*) [*tænia*, tape-worm; φόβος, dread]. Morbid dread of becoming the host of a tape-worm.

Tennesson's acne. A disseminate variety of acne cornea.

tennis-arm, tennis-elbow. A strain of the elbow, said to be frequent in tennis-players.

tennysine (*ten'-is-ēn*). An alkaloid occurring in brain tissue.

teno- (*ten-o-*) [τένων, tendon]. A prefix meaning pertaining to a tendon.

tenodesis (*ten-od'-es-is*) [*teno-;* δέσις, a binding]. Surgical fixation of a tendon.

tenodynia (*ten-o-din'-e-ah*) [*teno-;* ὀδύνη, pain]. Pain in a tendon.

tenography (*ten-og'-ra-fe*). See *tenontography*.

tenology (*ten-ol'-o-je*). See *tenontology*.

tenomyoplasty (*ten-o-mi'-o-plas-te*) [*teno-; myoplasty*]. Tenontomyoplasty.

tenomyotomy (*ten-o-mi-ot'-o-me*) [*teno-; myotomy*]. Abadie's operation to enfeeble one of the recti muscles, consisting of incising the lateral parts

of its tendon near its sclerotic insertion and removing a small portion of the muscle on each side.

Tenon's capsule [Jacques René *Tenon*, French anatomist and surgeon, 1724–1816]. A fibroelastic membrane surrounding the eyeball. It is covered by a continuous layer of endothelial plates, and corresponds to a synovial sac. **T.'s fascia.** See *Tenon's capsule*. **T.'s membrane.** See *Tenon's capsule*. **T.'s space,** the lymph-space existing between the sclerotic and Tenon's capsule.

tenonectomy (*ten-on-ek'-to-me*) [*teno-*; ἐκτομή, excision]. Excision of a portion of a tendon.

tenonitis (*ten-on-ī'-tis*). 1. Inflammation of Tenon's capsule. 2. Tenontitis.

tenonometer (*ten-on-om'-et-er*) [*teno-*; μέτρον, a measure]. An instrument for measuring the tension of the eyeball.

tenonostosis (*ten-on-os-to'-sis*). See *tenostosis*.

tenontagra (*ten-on-ta'-grah*) [*teno-*; ἄγρα, seizure]. Gout in the tendons.

tenontitis (*ten-on-ti'-tis*) [*teno-*; ῖτις, inflammation]. Inflammation of a tendon.

tenontodynia (*ten-on-to-din'-e-ah*). See *tenodynia*.

tenontography (*ten-on-tog'-ra-fe*) [*teno-*; γράφειν, to write]. The descriptive anatomy of the tendons.

tenontolemmitis (*ten-on-to-lem-ī'-tis*) [*teno-*; λέμμα, a limiting membrane; ῖτις, inflammation]. See *tenosynovitis*.

tenontology (*ten-on-tol'-o-je*). See *tenontography*

tenontomyoplasty (*ten-on-to-mi'-o-plas-te*) [*teno-*; μῦς, muscle; πλάσσειν, to form]. Tenontoplasty and myoplasty combined, as in radical operation for hernia.

tenontomyotomy (*ten-on-to-mi-ot'-om-e*) [τένων, tendon; μῦς, muscle; τομή, a cutting]. Surgical division of tendons and muscles.

tenontophyma (*ten-on-to-fi'-mah*) [*teno-*; φῦμα, growth]. A tumor growing on a tendon.

tenontophyte (*ten-on'-to-fīt*) [*teno-*; φυτον, plant] A new formation upon a tendon.

tenontoplastic (*ten-on-to-plas'-tik*). Pertaining to tenontoplasty.

tenontoplasty. See *tenoplasty*.

tenontothecitis (*ten-on-the-si'-tis*). See *tenosynovitis*. **t. prolifera calcarea,** necrobiosis of the tendons in their sheaths with calcareous deposit.

tenophony (*ten-of'-on-e*) [*teno-*; φωνή, sound]. A sound elicited by auscultation supposed to be produced by the chordæ tendinæ.

tenophyte (*ten'-o-fīt*) [*teno-*; φυτόν, a growth]. A bony or cartilaginous growth on a tendon.

tenoplastic (*ten-o-plas'-tik*). Pertaining to tenoplasty.

tenoplasty (*ten'-o-plast-e*) [*teno-*; πλάσσειν, to form]. Plastic surgery of a tendon.

tenorrhaphy (*ten-or'-a-fe*) [*teno-*; ῥαφή, suture]. The uniting of a divided tendon by sutures.

tenosITIS (*ten-o-si'-tis*). See *tenontitis*.

tenostosis (*ten-os-to'-sis*) [*teno-*; ὀστέον, a bone]. Ossification of a tendon.

tenosuture (*ten-o-sū'-tūr*). Same as *tenorrhaphy*.

tenosynitis (*ten-o-sin-ī'-tis*). See *tenosynovitis*.

tenosynovitis (*ten-o-sin-o-vi'-tis*) [*teno-*; *synovia*; ῖτις, inflammation]. Inflammation of a tendon and its sheath.

tenotic (*ten-ot'-ik*). Pertaining to a tendon.

tenotomania (*ten-ot-o-ma'-ne-ah*) [*teno-*; τομή, cutting; μανία, name]. A morbid desire to perform tenotomy.

tenotome (*ten'-o-tōm*) [*teno-*; τέμνειν, to cut]. A knife for performing tenotomy.

tenotomist (*ten-ot'-o-mist*). One skilled in tenotomy.

tenotomize (*ten-ot'-o-mīz*) [*teno-*; τέμνειν, to cut]. To perform tenotomy.

tenotomy (*ten-ot'-o-me*) [see *tenotome*]. The operation of cutting a tendon. **t., graduated,** cutting a part of the fibers of the tendon of an ocular muscle for heterophoria or slight degrees of strabismus. **t., tarsal,** division of the peroneal tendon for the relief of spavin.

tenovaginitis (*ten-o-vaj-in-i'-tis*) [*teno-*; *vagina*, sheath; ῖτις, inflammation]. Inflammation of the sheath of a tendon.

tension (*ten'-shun*) [*tendere*, to stretch]. 1. The act of stretching; the state of being stretched. 2. In electricity, the power of overcoming resistance. **t., arterial,** the strain in the arterial walls at the height of the pulse wave. **t., elastic,** stretching by means of an elastic material. **t. of gases,** the tendency of a gas to expand on account of the mutual repulsion of its molecules **t., intravenous,** the strain of the blood current upon the walls of the veins **t., intraocular,** the pressure of the ocular contents upon the sclerotic coat. It may be estimated by means of an instrument called a tonometer, or by palpation with the fingers, and is recorded by symbols as follows. Tn = normal tension; T + 1, T + 2, T + 3, indicate various degrees of increased tension, and T − 1, T − 2, T − 3, corresponding degrees of decreased tension. **t., muscular,** the state of muscular contraction which occurs when muscles are passively stretched.

tensity (*ten'-sit-e*) [see *tension*]. Tenseness, the condition of being stretched.

tensive (*ten'-siv*). Giving the sensation of stretching or contraction.

tensor (*ten'-sor*) [see *tension*]. A stretcher; a muscle that serves to make a part tense. See under *muscle*.

tensure (*ten'-shur*). Tension, a stretching or straining.

tent [L., *tenta*]. A plug of soft material, as lint, gauze, or other material that increases in volume by the absorption of water; it is used chiefly for dilating an orifice and for keeping a wound open. **t., laminaria,** a tent made of sea-tangle. **t., sponge,** a tent made of compressed sponge, used for dilating the os uteri. **t., tupelo,** one made of the wood of the root of the water-tupelo.

tentacle (*ten'-tak-l*) [*tentare*, to handle, touch, feel]. In biology, loosely applied to any slender, tactile or prehensile organ, as a feeler, horn, proboscis, antenna, vibrissa, ray, or arm.

tentacula (*ten-tak'-ū-lah*). Same as *tentacle*.

tentaculate (*ten-tak'-ū-lāt*). Having tentacles.

tentative (*ten'-ta-tiv*) [*tentare*, to try; to prove]. Empirical; experimental.

tenth cranial nerve. The pneumogastric or vagus nerve.

tentiginous (*ten-tij'-in-us*) [*tentigo*, lust]. Characterized by insane lust.

tentigo (*ten-ti'-go*) [L.]. Lust, satyriasis. **t. prava.** Synonym of *lupus*. **t. venerea.** Synonym of *nymphomania*.

tentorial (*ten-to'-re-al*) [*tentorium*]. Pertaining to the tentorium. **t. sinus,** the straight sinus.

tentorium, t. cerebelli (*ten-to'-re-um*) [L., a tent]. The partition between the cerebrum and the cerebellum formed by an extension of the dura mater. **t. of the hypophysis,** the process of the

dura mater covering the hypophysis cerebri; the diaphragma sellæ.

tentum (*ten'-tum*) [*tendere*, to stretch]. The penis.

tenuate (*ten'-ū-āt*) [*tenuis*, thin]. To make thin.

tenuis (*ten'-ū-is*) [L.]. Slender, thin. **t. mater**, same as pia mater.

tenuity (*ten-ū'-it-e*). Thinness; the condition of being thin.

tenuous (*ten'-ū-us*). Thin; minute.

tephromalacia (*tef-ro-mal-a'-se-ah*) [τέφρα, ashes; μάλακια, softness]. Softening of the gray matter of the brain or spinal cord.

tephromyelitis (*tef-ro-mi-el-i'-tis*) [τέφρος, ash-colored; *myelitis*]. See *poliomyelitis*.

tephrosis (*tef-ro'-sis*) [τέφρα, ashes]. Incineration; cremation.

tephrylometer (*tef-ril-om'-et-er*) [τέφρα, ashes; μέτρον, measure] A graduated glass tube for measuring the thickness of the gray matter of the brain by means of the segment or core removed.

tepid (*tep'-id*) [*tepidus*, warm]. About blood-heat.

tepidarium (*tep-id-a'-re-um*) [*tepid*]. A warm bath.

tepopote (*tep-o-po'-ta*). The twigs of *Ephedra antisyphilitica*; used in venereal diseases.

tepor (*tep'-or*) [L.]. Warmth; moderate heat.

ter [L. "three times"]. A common prefix meaning three, or threefold. **t. in die**, three times a day; abbreviated to *t. i. d.*

ter in die [L.]. Three times daily; generally abbreviated to *t. i. d.*

terabdella (*ter-ab-del'-ah*) [τερεῖν, to bore; βδέλλα, a leech]. An artificial leech.

teramorphous (*ter-ah-mor'-fus*) [*teras*; μορφή, form] Of the nature of a monstrosity.

teras (*te'-ras*) [τέρας, a monster; pl., *terata*]. A monster.

teratic (*ter-at'-ik*) [*teras*]. Monstrous.

teratism (*ter'-at-izm*) [*teras*]. An anomaly of conformation, congenital or acquired. **t., acquired**, deformity which is the result of disease, violence, or operation. **t., atresic**, deformity, in which the natural openings are occluded. **t., casemic**, deformity in which parts which should be united remain in their primitive, fissured state. **t., ectogenic**, one in which certain parts of the body are absent or defective. **t., ectopic**, one in which there is displacement of one or more parts. **t., hermaphroditic**, one in which the organs of both sexes exist. **t., hypergenetic**, one in which certain organs are disproportionately large. **t., symphysic**, one in which certain organs or parts are abnormally fused.

teratoblastoma (*ter-at-o-blas-to'-mah*) [*teras*; βλάστος, germ; -όμα, tumor]. Same as *teratoma*.

teratogenesis (*ter-at-o-jen'-es-is*). Same as *teratogeny*.

teratogeny (*ter-at-oj'-en-e*) [*teras*; γεννᾶν, to beget]. The formation or bringing forth of monsters.

teratoid (*ter'-at-oid*) [*teras*; εἶδος, like]. Resembling a monster. **t. tumor**, a complex tumor due to the growth of tissue embryologically misplaced.

teratological (*ter-at-o-loj'-ik-al*). Pertaining to teratology.

teratology (*ter-at-ol'-o-je*) [*teras*; λόγος, science]. The science of malformations and monstrosities.

teratoma (*ter-at-o'-mah*) [*teras*; ὄμα, tumor: *pl.*, *teratomata*]. A tumor containing teeth, hair, and other material not found in the part wherein it grows, and resulting from an embryonic misplacement of tissue or from the inclosure of parts of a rudimentary fetus.

teratomatous (*ter-at-o'-mat-us*) [*teratoma*]. Of the nature of, or resembling a teratoma.

teratophobia (*ter-at-o-fo'-be-ah*) [*teras*; φόβος, dread]. 1. Morbid fear of monsters or of deformed or peculiar individuals. 2. Morbid dread, on the part of a pregnant woman, of giving birth to a teratism.

teratosis (*ter-at-o'-sis*) [*teras*]. 1. A congenital deformity. 2. Also used as a synonym of teratism.

terbasic (*ter-ba'-sik*). Synonym of *tribasic*.

terbium (*tur'-be-um*) [*Ytterby*, in Sweden]. A rare metallic element, symbol Tb. See *elements, table of*.

terchloride (*ter-klo'-rīd*) [*ter*, three; *chloride*]. Synonym of *trichloride*.

tere (*te'-re*). Latin for *rub*.

terebene (*ter'-eb-ēn*) [τερέβινθος, terebinth tree]. *Terebenum* (U. S. P.), $C_{10}H_{16}$. A hydrocarbon obtained by the oxidation of oil of turpentine by means of sulphuric acid. It is soluble in alcohol, and is used in bronchitis, dyspepsia, and diseases of the genitourinary tract. Dose 5–10 min. (0.32–0.65 Cc.). **t. glycerol**, a mixture of terebene, 4 parts; glycerol, 7 parts; and water, 1 part, shaken together and exposed until the separated glycerol remains turbid when allowed to stand. It is used as an application to purulent wounds.

terebenthene (*ter-e-ben'-thēn*). Oil of turpentine.

terebinth (*ter'-e-binth*) [see *terebene*]. 1. The turpentine-tree, *Pistacia terebinthus*, which yields Chian turpentine. 2. Turpentine.

terebinthina (*ter-eb-in'-thin-ah*). See *turpentine*.

terebinthinate (*ter-eb-in'-thin-āt*) [see *terebene*]. 1. Containing turpentine. 2. A member or derivative of the turpentine group.

terebinthine (*ter-e-bin'-thin*). Containing turpentine.

terebinthinism (*ter-e-bin'-thin-izm*). Poisoning with oil of turpentine.

terebinthinize (*ter-e-bin'-thin-īz*). To charge with turpentine.

terebrachesis (*te-re-brak-e'-sis*) [*teres*, round; βράχυς, short]. The operation of shortening the round ligament of the uterus.

terebrant, terebrating (*ter'-e-brant, ter'-e-bra-ting*) [*terebrare*, to bore]. Piercing, boring, said of pain.

terebration (*ter-eb-ra'-shun*) [see *terebrant*]. The operation of boring.

teremorrhu (*ter-e-mor'-ū*) [*terebene; morrhua*, the cod]. A proprietary preparation of pure terebene and cod-liver oil.

teres (*te'-rēz*) [L., round; *gen.*, *teretis*; *pl.*, *teretes*]. 1. Round, as the *ligamentum teres*. 2. A muscle having a cylindrical shape, as *teres major, teres minor*. See under *muscle*.

terete (*ter-ēt'*) [*teres*]. Cylindrical. **t. eminence**, a slight thickening of the funiculus teres on the floor of the fourth ventricle. **t. funicle**. See *funiculus teres*.

teretipronator (*te-re-te-pro-na'-tor*). The pronator radii teres muscle. See *muscles*.

teretiscapularis (*te-re-te-skap'-ū-la-ris*). The teres major muscle. See *muscles*

tergal (*ter'-gal*) [*tergum*, back]. Pertaining to the back, or dorsal surface or aspect.

tergolateral (*ter-go-lat'-er-al*) [*tergum*, back; *latus*, side]. Pertaining to the back and the side.

tergum (*ter'-gum*) [L.]. The back.

term [τέρμα, a limit]. A limit; the time during which anything lasts. The time of expected delivery. The menses.

terma (*ter'-mah*) [see *term*]. The layer of gray matter between the corpus callosum and the optic commissure; the lamina terminalis or lamina cinerea of the brain.

termatic (*ter-mat'-ik*) [τέρμα, limit]. Pertaining to the terma; as the *termatic artery*.

terminad (*ter'-min-ad*) [see *term*]. Situated in or toward the terminus.

terminal (*ter'-min-al*) [see *term*]. Pertaining to the end; placed at or forming the end. In the plural, a name sometimes applied to the poles of a battery or other electric source, or to the ends of the conductors or wires connected thereto. **t. artery.** See *artery*. **t. carbon atoms,** those combined with three hydrogen atoms. **t. genital corpuscles,** the round dilatations terminating the nerves in the dermis covering the extremity of the penis in horses. **t. infection,** an infection occurring late in the course of another disease and often causing the death of the patient. **t. neuritis.** See *erythromelalgia*.

terminology (*ter-min-ol'-o-je*) [*terminus*, a name, term; λόγος, science]. Nomenclature; a system of technical names or terms.

terms (*terms*). The menses.

ternary (*ter'-na-re*) [*ter*, three times]. Of chemical compounds, made up of three elements or radicals.

ternitrate (*ter'-ni-trāt*). See *trinitrate*.

teroxide (*ter-oks'-id*) [*ter*, three; *oxide*]. A trioxide.

terpene (*ter'-pēn*) [a modified form of *terebene*]. One of a number of hydrocarbons having the formula $C_{10}H_{16}$, and contained in many volatile oils. **t. hydrochloride,** artificial camphor, $C_{10}H_{16}.HCl$; obtained from dry pinene by the action of dry chlorine in the cold. It is used as an internal antiseptic in tuberculosis and to check the flow of saliva; externally, it is used with phenol in skin diseases. **t. iodide.** See iodoterpin.

terpenism (*ter'-pen-izm*). Poisoning by terpene from internal use or inhalation; marked by abdominal pain, vomiting, inflammation of bladder and kidneys, bronchitis, paroxysms of asphyxia, and collapse. The urine has the odor of violets.

terpin (*ter'-pin*), $C_{10}H_{16}(H_2O)_2H_2O$. A diatomic alcohol obtained from turpentine; used in bronchial and pulmonary diseases to facilitate expectoration. **t. hydrate** (*terpini hydras*, U. S. P.), $C_{10}H_{20}O_2 + H_2O$, a colorless, crystalline substance used as an expectorant and diuretic. Dose as expectorant 3–6 gr. (0.2–0.4 Gm.); diuretic, 10–15 gr. (0.65–1.0 Gm.) several times daily.

terpineol (*ter-pin'-e-ol*) [*terpin; oleum*, oil], $C_{10}H_{17}OH$. A viscous liquid obtained by heating terpin hydrate with phosphoric acid; used as is terpin.

terpini hydras (*ter-pi'-ni*). Terpin hydrate.

terpinol (*ter'-pin-ol*). An oily liquid obtained by the action of dilute mineral acids on terpin hydrate with heat; soluble in alcohol or ether. It is used as a bronchial stimulant, antiseptic, and diuretic. Dose 8–15 m.

terra (*ter'-ah*) [L.: gen., and pl., *terræ*]. Earth. **t. adamica,** any red bole, as Armenian bole. **t. alba,** white clay. **t. cariosa,** rotten-stone. **t. foliata,** sulphur. **t. foliata mineralis,** impure sodium carbonate. **t. foliata tartari,** potassium acetate **t. fullonica,** fuller's earth. **t. fullonum,** fuller's earth. **t. japonica,** catechu **t. livonica,** a very astringent sealed earth from Livonia. **t. miraculosa Saxoniæ,** Saxony earth, mottled and variegated lithomarge or marrow stone. **t. oriana, t. orleana,** annotto. **t. ponderosa,** baryta or barium sulphate. **t. disienna,** same as *ocher*. **t. sigillata,** a sealed earth; any bole so highly valued as to be formed into a small mass and stamped with a seal. **t. sigillata alba,** white bole. **t. sigillata rubra,** red bole. **t. umbra,** umber.

terracing a suture. A term indicating the closure of a wound by means of the insertion of successive tiers of sutures

terrain-cure (*ter-an(g)-kūr*) [Fr.]. A method of treatment consisting in mountain-climbing, dietetics, etc., for plethora, corpulence, neurasthenia, chlorosis, incipient pulmonary tuberculosis, etc.

terralbolia (*ter-al-bo'-le-ah*). A proprietary preparation of petroleum.

terralin (*ter'-al-in*). An ointment-vehicle consisting of calcined magnesia, kaolin, silica, glycerol, and an antiseptic. It can be readily removed from the skin by water.

terraline (*ter'-al-in*) [*terra*, earth]. A proprietary preparation of petroleum, recommended as a substitute for cod-liver oil.

Terrillon's operation (*ter-e-yawng'*) [Octave Roch Simon *Terrillon*, French surgeon, 1844–]. Cure of hydatids by constriction with an elastic ligature.

terrol (*ter'-ol*) A mixture of hydrocarbons of the paraffin series, offered as a substitute for cod-liver oil

terroline (*ter'-ol-ēn*). A variety of petroleum-jelly.

tersulphate (*ter-sul'-fāt*) [*ter*, thrice; *sulphate*]. A salt in which the base is united with three sulphuric acid radicals.

tersulphide (*ter-sul'-fīd*). See *trisulphide*.

tertian (*ter'-she-an*) [*tertius*, third]. Recurring every other day, as *tertian* fever, a form of intermittent fever. **t., double,** quotidian.

tertiarism (*ter'-she-ar-izm*). Tertiary syphilis.

tertiary (*ter'-she-a-re*) [*tertian*] Third in order. **t. alcohol,** an alcohol which contains the trivalent group COH. **t. syphilis.** See under *syphilis*.

tertipara (*ter-tip'-a-rah*) [*ter*, three times; *parere*, to bear]. A woman who has been in labor three times.

tervalence (*ter-va'-lens*). Synonym of *trivalence*.

tescalama (*tes-kal-am'-ah*). The milky juice of *Ficus nymphæfolia*, a tree of Mexico and South America. It is used in plasters.

Tesla currents (*tes'-lah*) [Nikola *Tesla*, electrician, 1857–]. Rapidly alternating electric currents of high tension; they were applied therapeutically by d'Arsonval.

teslaization (*tes-lah-iz-a'-shun*). The therapeutic application of Tesla currents. Syn., *arsonvalization*.

tessellated (*tes'-el-a-ted*) [*tessellatus*, from *tessella*, a small square stone]. **t. epithelium,** flattened epithelial cells joined at their edges.

test [*testum*, a crucible]. 1. A trial In chemistry, a characteristic reaction which distinguishes one body from others. 2. The reagent for producing a special reaction. **t. breakfast.** See *test-meal*. **t. glass,** a small glass vessel, used in the chemical laboratory for purposes of experimentation and investigation. **t.-meal,** one given for the purpose of studying the secre-

tory power of the stomach. **t.-paper,** paper impregnated with a chemical reagent, and used for detecting the presence of certain substances or conditions which cause a change in the color of the paper. **t. solution.** See *standard solution.* **t.-spoon,** a small spoon with a spatula-shaped handle used in chemical experiments. **t.-tube,** a cylinder of thin glass closed at one end, used in various chemical procedures. **t.-types,** letters or figures of different sizes to test acuteness of vision. Those most commonly employed are *Snellen's test-types,* a series of letters which at proper distances subtend an angle of five minutes.



TEST TYPES.

testa (*tes'-tah*) [L.]. A shell. **t. ovi,** egg-shell. **t. præparata,** crushed and powdered oyster-shell.

testaceous (*tes-ta-shus*) [*testa,* a shell]. Pertaining to a shell.

testaden (*tes'-tad-en*). A preparation from the testes of the bull. Used in affections of the spinal cord and in nervous troubles. Dose 92–123 gr. (6–8 Gm.) daily.

testectomy (*tes-tek'-to-me*) [*testis,* testicle; ἐκτομή, excision]. Orchidectomy, castration.

testes (*test'-ēz*) [*pl.,* of *testis*]. See *testicle,* and *testis.* **t. of brain,** see *corpora quadrigemina.* **t., female,** the ovaries. **t. muliebres,** the ovaries

testibrachial (*tes-te-bra'-ke-al*) [*testis; brachium,* arm]. Pertaining to the testibrachium.

testibrachium (*tes-te-bra'-ke-um*) [*testis; brachium,* arm]. The process connecting the cerebellum with the testes of the brain; the superior peduncle of the cerebellum.

testicle (*tes'-tik-l*) [*testiculus,* dim. of *testis*] See *testis* (1). **t., displaced,** a testicle in an abnormal situation, as in the pelvic cavity. **t., inverted,** a testicle which is so placed in the scrotum that the epididymis is attached to the anterior part of the gland. **t., irritable,** neuralgia of the testicle. **t., pulpy,** medullary sarcoma of the testicle. **t., scrofulous.** Synonym of *tuberculous orchitis.* **t., swelled.** Synonym of *epididymitis.* **t., syphilitic.** Synonym of *syphilitic orchitis* **t., undescended,** the condition in which a testicle remains either in the pelvis or in the inguinal canal.

testicond (*tes'-tik-ond*) [*testis; condere,* to hide]. Having the testes undescended.

testicular (*tes-tik'-ū-lar*) [*testicle*]. Pertaining to the testicle. **t. fluid,** the semen. **t. juice,** a juice extracted from the testicles of animals, and used in the treatment of various nervous conditions. **t. therapy,** the therapeutic employment of an extract from the testicles. See *organotherapy.* **t. cord,** the spermatic cord.

testiculin (*tes-tik'-ū-lin*). Trade name of a preparation derived from the testicles of animals.

testiculus (*tes-tik'-ū-lus*) [L.: *gen.,* and *pl., testiculi*]. A testicle.

testidin (*tes'-tid-in*). An alcoholic extract prepared from the testes of the bull.

testin, testine (*tes'-tin*). A sterilized extract of the testes of the ram; used in nervous debility, impairment, etc.

testis (*test'-is*) [L.; pl., *testes*]. 1. One of the two glandular bodies in the scrotum that secrete the semen. 2. One of the posterior pair of tubercles of the corpora quadrigemina. **t., caput,** the epididymus. **t., descent of,** the passage of the testes through the inguinal canal into the scrotum. **t. muliebris,** the ovary. **t. virilis,** the testicle.

testitis (*tes-ti'-tis*). See *orchitis.*

test-meal. See under *test.*

testitoxicosis (*tes-te-toks-e-ko'-sis*) [*testis;* τόξον, a poison]. Condition of intoxication which has been known to follow ligation of both vasa deferentia.

testudo (*tes-tū'-do*). A figure-of-eight bandage about an articulation, the turns crossing on the flexor surface and the spirals overlapping, so as to cover the extensor surface of the joint.

tetania (*te-ta'-ne-ah*) [L.]. Tetany. **t. epidemica,** same as *t. rheumatica.* **t. gravidarium,** tetany in pregnant women. **t. parathyreopriva,** tetany following removal of the parathyroid glands **t. rheumatica,** an epidemic form of tetany, generally occurring in winter.

tetanic (*tet-an'-ik*) [*tetanus*]. 1. Pertaining to or resembling tetanus. 2. Producing tetanus.

tetaniform (*tet-an'-e-form*). Resembling tetanus.

tetanigenous (*tet-an-ij'-en-us*) [*tetanus;* γεννᾶν, to produce]. Productive of tetanus or tetanic spasms.

tetanilla (*tet-an-il'-ah*) [*tetanus*]. Tetany.

tetanin (*tet'-an-in*) [*tetanus*], $C_{14}H_{30}N_2O_4$. A ptomaine obtained from cultures of the bacillus of tetanus in beef-broth and from the tissues of patients suffering from tetanus.

tetanism (*tet'-an-izm*). A more or less continuous hypertonicity of muscle.

tetanization (*tet-an-i-za'-shun*) [*tetanus*]. 1. The production of tetanus or of tetanic spasms. 2. The induction of a protracted contraction in a nerve by an electric current.

tetano- (*tet-an-o-*) [*tetanus*]. A prefix meaning relating to tetanus.

tetanocannabin (*tet-an-o-kan'-ab-in*) [*tetano; cannabis*]. A basic substance found in some samples of *cannabis,* or hemp. Its action on the system resembles that of strychnine.

tetanode (*tet'-an-ōd*). Pertaining to the quiescent interval in tetanus, between the tonic spasms.

tetanoid (*tet'-an-oid*) [*tetano-; εἶδος,* resemblance]. Resembling tetanus. **t. fever,** cerebrospinal meningitis. **t. paraplegia,** spastic paraplegia.

tetanolysin (*tet-an-ol'-is-in*) [*tetano-; λύειν,* to loosen]. The hemolytic toxin of tetanus.

tetanometer (*tet-an-om'-et-er*). An instrument for measuring tetanic spasms.

tetanomotor (*tet-an-o-mo'-tor*) [*tetano-; motor*]. An instrument for stimulating a nerve mechanically and producing tetanus of the supplied muscle.

tetanophobia (*tet-an-o-fo'-be-ah*). Fear of lock-jaw

tetanospasmin (*tet-an-o-spaz'-min*). A toxin produced by the tetanus bacillus to which tetanic convulsions are due.

tetanotoxin (*tet-an-o-toks'-in*) [*tetano-; τοξικόν,* poison], $C_6H_{11}N$. A poisonous ptomaine obtained from cultures of the bacillus of tetanus. It produces tremor, then paralysis and violent convulsions.

tetanus (*tet'-an-us*) [τέτανος, from τείνειν, to stretch]. 1. An infectious disease characterized by tonic spasm of the voluntary muscles, an intense exaggeration of reflex activity, and peculiar convulsions. It is due to the bacillus of tetanus. The poison may enter through a

wound (*traumatic tetanus*); at times no point of entrance is discoverable (*idiopathic tetanus*). 2. A tense, contracted state of a muscle, especially when caused experimentally. **t., acoustic.** See *acoustic.* **t. antitoxin.** See under *antitoxin.* **t., artificial,** that produced by a drug. **t., cephalic, t., cerebral, t., kopf-,** a special form of tetanus that has sometimes been observed to follow injuries of the head, especially those in the neighborhood of the eyebrow, trismus and facial paralysis occur upon the side of the injury, there is dysphagia, and death frequently results, **t. dolorificus,** synonym of *cramp.* **t., extensor,** a form of tetanus in which the extensors act more powerfully than the flexors. **t., hydrophobic,** tetanus characterized by violent spasm of the muscles of the throat. **t., imitative,** hysteria which simulates tetanus. **t. infantum.** See *t. neonatorum.* **t., idiopathic,** tetanus in which there is no history of injury. **t., localized,** tetanic spasm of a part. **t. neonatorum,** that due to infection of the umbilicus or the circumcision-wound. **t., postoperative,** that following operation. **t., puerperal,** that following labor. **t., remittent.** See *tetanilla.* **t., Ritter's,** the series of contractions, or apparent tetanus, observed on the opening or interrupting of an electric current which has been passing through the nerve for some time; opening tetanus. **t., toxic,** tetanus produced by an overdose of nux vomica or its alkaloids. **t., traumatic,** tetanus following an injury. **t., Wundt's,** a prolonged tetanic contraction induced in a frog's muscle by injury or the passage of a strong current.

tetany (*tet'-an-e*) [*tetanus*]. A disease characterized by intermittent, bilateral, painful, tonic spasms of the muscles, especially of the upper extremities. It is most common in young adults, but may occur in others. The cause appears to be a toxic agent. It occurs in connection with typhoid fever, gastrointestinal inflammation, in rickets, dilatation of the stomach, and after extirpation of the thyroid or parathyroid glands. **t., duration,** a continuous tetanic spasm occurring in degenerated muscles when a strong continuous current is applied. **t., epidemic, t., rheumatic,** a form occurring over large portions of Europe, especially in the winter season. It is acute, lasting only two or three weeks, and rarely proving fatal. **t., gutturo-,** a stammering due to tetanoid spasm of the laryngeal muscles. **t., parathyreoprival,** tetany following removal of the parathyroid glands. **t. rheumatic.** See *t., epidemic.* **t., thyreoprival,** a form following removal of or suspension of the function of the thyroid gland.

tetarcone (*tet'-ar-kōn*). Tetartocone.

tetarelle (*ta-tar-el'*) [Fr, *têter,* to suck]. An appliance for enabling a weakly infant to obtain milk from its mother. It consists of a nipple shield and two tubes; the mother sucks one of the latter, and the milk flows to the infant's mouth through the other.

tetartanopia, tetartanopsia (*tet-ar-tan-o'-pe-ah, tet-ar-tan-op'-se-ah*) · [τεταρτος, fourth; *anopia, anopsia*]. Loss of vision in an homonymous quadrant in each field of vision.

tetartocone (*tet-ar'-to-kōn*) [τεταρτος, fourth; κῶνος, cone]. Posterointernal cone; the fourth or posterointernal cusp of an upper molar tooth.

tetartoconid (*tet-ar-to-kon'-id*) [*tetartocone*]. Posterointernal or fourth cone of the lower molar teeth.

tethelin (*teth'-el-in*). A preparation said to contain the growth-controlling substance of the anterior lobe of the pituitary gland.

tetmil (*tet'-mil*). Ten millimeters.

tetra- (*tet-rah-*) [τετρα, four]. A prefix meaning four.

tetrabasic (*tet-rah-ba'-sik*) [*tetra-*; βάσις, base]. Having four atoms of replaceable hydrogen.

tetrablastic (*tet-rah-blas'-tik*) [*tetra-*; βλαστός, a germ]. Having four germ-layers, namely an ectoderm, entoderm, somatopleure, and a splanchnopleure.

tetraboric acid (*tet-rah-bo'-rik*). See *acid, tetraboric.*

tetrabrachius (*tet-rah-bra'-ke-us*) [*tetra-*; βραχίων, arm]. A monster having four arms.

tetracetate (*tet-ras'-et-āt*). A combination of a base with four molecules of acetic acid.

tetracheirus (*tet-rah-ks'-rus*) [*tetra-*; χείρ, hand]. A monster with four hands.

tetrachloric acid (*tet-rah-klo'-rik*). Perchloric acid. $HClO_4$.

tetrachloride, tetrachlorid (*tet-rah-klo'-rid*) [*tetra-*; *chloride*]. A binary compound consisting of an element or radical and four chlorine atoms.

tetrachlormethane (*tet-rah-klor-meth'-ān*). Carbon tetrachloride.

tetracid (*tet-ras'-id*) [*tetra-*; *acid*] Having four atoms of hydrogen that are replaceable by acid radicals.

tetracoccus (*tet-rah-kok'-us*) [*tetra-*; κόκκος, berry]. A micrococcus occurring in groups of four.

tetracrotic (*tet-rah-krot'-ik*) [*tetra-*; κρότος, a beat]. Same as *katatricrotic.*

tetrad (*tet'-rad*) [τετρα, four] 1. An element having an atomicity of four. 2. A group of four.

tetradactyl (*tet-rah-dak'-til*) [*tetra-*; δάκτυλος, a finger, or toe]. Having four digits on each limb.

tetradic (*tet-rad'-ik*). Pertaining to a tetrad.

tetraethylene iodide (*tet-rah-eth'-il-ēn*). See *diiodoform.*

tetragenic (*tet-raj-en'-ik*). Pertaining to or produced by the *Micrococcus tetragenus.*

tetragenous (*tet-raj'-en-us*) [*tetra-*; γίγνεσθαι, to be born]. In biology, applied to bacteria and other organisms which produce square groups of four as the result of fission.

tetragon, tetragonum (*tet'-rag-on, tet-rah-go'-num*) [*tetra-*; γωνία, angle, corner]. A four-sided figure. **tetragonum lumbale,** an irregular, rhomboid space in the lumbar region beneath the aponeurosis of the latissimus dorsi, bounded externally by the dorsal margin of origin of the obliquus externus muscle, internally by the margin of the sacrospinalis, above by the serratus posticus inferior, and below by the upper margin of the obliquus internus.

tetragonus (*tet-rah-go'-nus*) [*tetra-*; γωνία, angle, corner]. The platysma muscle.

tetrahydric (*tet-rah-hi'-drik*) [*tetra-*; *hydrogen*]. Containing four replaceable atoms of hydrogen.

tetrahydrobetanaphthylamine (*tet-rah-hi-dro-ba-tan-naff-thil-am'-ēn*). See *thermin.*

tetraiodoethylene (*tet-rah-i-o-do-eth'-il-ēn*). See *diiodoform.*

tetraiodophenolphthalein (*tet-rah-i-o-do-fe-nol-thal'-e-in*). Nosophen.

tetraiodopyrrol (*tet-trah-i-o-do-pir'-ol*). See *iodol.*

tetramastia (*tet-rah-mas'-te-ah*) [*tetra-*; μαστός, breast]. *Tetramazia.*

tetramastigote (*tet-ram-as'-tig-ōt*) [*tetra-*; μάστιξ, a whip]. In biology, applied to microorganisms having four flagella.

tetramazia (*tet-rah-ma'-ze-ah*) [*tetra-*; μαζός, breast]. The presence of four breasts.

tetramerism (*tet-ram'-er-izm*) [*tetra-*; μέρος, part]. In biology, division into four parts.

tetramethylenediamine (*tet-rah-meth-il-ēn-di-am'-in*), $C_4H_8(NH_2)_2$. Putrescine.

tetramethylputrescine (*tet-rah-meth-il-pū-tres'-in*), $C_8H_{20}N_2$. A crystalline base derived from putrescine, having very poisonous properties.

tetranitrin, tetranitrol (*tet-rah-ni'-trin, tet-rah-ni'-trol*). See *erythrol tetranitrate.*

tetranopsia (*tet-ran-op'-se-ah*) [*tetra-*; ὄψις, vision]. A contraction of the field of vision limited to one quadrant.

tetra-ophthalmus, tetrophthalmus (*tet-rah-off-thal'-mus, tet'-roff-thal'-mus*) [*tetra-*; ὀφθάλμος, eye]. A form of monster having four eyes. See *diprosopus.*

tetraotus, tetrotus (*tet-rah-o'-tus, tet-ro'-tus*) [*tetra-*; οὖς, the ear]. A form of monster having four ears. See *diprosopus.*

tetrapharmacon (*tet-rah-far'-mak-on*) [*tetra-*; φάρμακον, a drug]. An ointment composed of rosin, pitch, wax, and lard.

tetraplegia (*tet-rah-ple'-je-ah*) [*tetra-*; πλῆγη, stroke]. Paralysis of all four extremities.

tetraploid (*tet'-rah-ploid*). An organism characterized by a quadruplication of the reduced primary chromosome number.

tetrapus (*tet'-rah-pus*) [*tetra-*; πούς, foot]. 1. Having four feet. 2. A monster with four feet.

tetrascelus (*tet-ras'-el-us*) [*tetra-*; σκέλος, leg]. A monster having four legs.

tetraschistic (*tet-rah-skis'-tik*) [*tetra-*; σχίσις, division] Dividing into four similar parts.

tetrasome (*tet'-rah-sōm*) [*tetra-* δῶμα, body] Association of four chromosomes of a kind, as miosis.

tetraster (*tet-ras'-ter*) [*tetra-*; ἀστήρ, a star]. A karyokinetic figure characterized by an arrangement of four stars, due to a fourfold division of the nucleus.

tetrastichiasis (*tet-rah-stik-i'-as-is*) [*tetra-*; στίχος, a row]. Anomalous arrangement of the eyelashes in four rows.

tetrastoma (*tet-ras'-to-mah*) [*tetra-*; στόμα, a mouth]. A genus of entozoa.

tetratomic (*tet-rat-om'-ik*) [*tetra-*; *atom*] 1. Containing four atoms. 2. Having four atoms of replaceable hydrogen.

tetravaccine (*tet'rah-vak-sēn*) [*tetra-*; *vaccine*]. A polyvalent vaccine containing four different cultures; *e. g.*, one containing typhoid, paratyphoid A and B, and cholera.

tetravalent (*tet-rav'-al-ent*). See *quadrivalent.*

tetrelle (*tet-rel'*). See *tetarelle.*

tetronal (*tet'-ron-al*) [τέτρα, four], $C_8H_{20}S_2O_4$ Diethylsulphondethylmethane, a hypnotic like sulphonal. Dose 10–20 gr (0.65–1.13 Gm.).

tetronerythrin (*tet-ron-er'-ith-rin*) [*tetra-*; ἐρυθρός, red]. A pigment found in some animals.

tetrophthalmus (*tet-roff-thal'-mus*). See *tetraophthalmus.*

tetrose (*tet'-rōs*). A monosaccharide whose molecule contains only four atoms of carbon; *e. g.*, erythrose.

tetrotus (*tet-ro'-tus*). See *tetraotus.*

tetroxide, tetroxid (*tet-roks'-id*) [*tetra-*; *oxid*]. A binary compound composed of a base and four atoms of oxygen.

tetryl (*tet'-ril*). 1. See *butyl.* 2. Tetranitromethylanilin.

tetter (*tet'-er*). A name for various skin eruptions, particularly herpes, eczema, and psoriasis. **t., brawny,** seborrhœa capitis. **t., dry,** dry or squamous eczema. **t., humid.** See *eczema.* **t., milky.** See *crusta lactea.* **t., moist.** See *eczema.* **t., running,** includes various forms of eczema. **t., scaly,** psoriasis and squamous eczema.

tety (*tet'-e*). A skin disease found in Madagascar, and characterized by a pustular or squamous eruption in the neighborhood of the mouth and nostrils.

teucrin (*tū'-krin*). 1. $C_{31}H_{34}O_{11}$ or $C_{21}H_{26}O_{11}$. A crystalline glucoside from *Teucrium fruticans.* 2. A purified, sterilized aqueous extract of *Teucrium scordium;* a pungent brown liquid used in the treatment of tuberculous abscesses to arrest development. Hypodermic dose 50 min (3 Cc.); locally 10 gr. (0.65 Gm.) with lanolin once daily.

Teucrium (*tū-kre-um*) [τεύκριον, germander]. A genus of labiate plants, germander or speedwell. **T. chamædrys,** is used as an alterative. **T. maritimum,** cat-thyme, has errhine and antispasmodic properties, and was formerly used in coughs and nervous affections.

Teutleben's ligaments (*toyt'-la-ben*). Bands between the diaphragm and the pericardium.

teutlose (*tūt'-lōs*) [*reῦτλον*, beet] A sugar found in beetroot.

tewfikose (*tū-fik'-ōs*). A sugar obtained from the milk of the Egyptian buffalo.

Texas fever. An infectious disease of cattle characterized by high fever, hemoglobinuria, and enlargement of the spleen. The disease is due to the parasite *Pyrosoma bigeminum,* which invades the red blood-corpuscle and is transmitted by the cattle-tick, *Boophilus bovis.*

texis (*teks'-is*) [τέξις]. Child-bearing.

text-blindness (*tekst'-blind-ness*). See *word-blindness* under *aphasia.*

textiform (*teks'-te-form*) [*textum*, a web; *forma*, form]. Reticular, forming a mesh.

textoblastic (*teks-to-blas'-tik*) [*textum*, a web; βλάστος, a germ]. Forming regenerative tissue.

textoma (*teks-to'-mah*) [*textum*, a web; ὄμα, a tumor]. A tumor made up of completely differentiated tissue cells.

textural (*teks'-tū-ral*) [*textum*]. Pertaining to the tissues.

texture (*teks'-tūr*) [*texere*, to weave]. 1. Any organized substance or tissue of which the body is composed. 2. The arrangement of the elementary parts of tissue.

textus (*teks'-tus*) [*texere*, to weave]. A tissue.

T-fiber. A fiber given off at right angles from an axis-cylinder process.

tfol. Arabian soapstone, a natural product, closely related to steatite, proposed as a vehicle for antiseptic emulsion: 20 parts of tfol in 100 parts of heavy tar oil.

TGI [*tuberculin; Fr. globulineuse,* globulinous]. A symbol for a globulin contained in tubercle bacilli, soluble in 10% salt solution.

Th. Chemical symbol of *thorium.*

thalamencephal (*thal-am-en'-se-fal*). See *thalamencephalon.*

thalamencephalic (*thal-am-en-sef-al'-ik*). Pertaining to the thalamencephalon.

thalamencephalon (*thal-am-en-sef'-al-on*) [*thalamus; encephalon*]. The posterior portion of the anterior brain-vesicle; the interbrain. Syn., *diencephalon.*

thalami (*thal'-am-i*). Plural of *thalamus.*

thalamic (*thal-am'-ik*) [*thalamus*]. Pertaining to the thalamus. **t. epilepsy,** epilepsy from disease of the optic thalamus

thalamo- (*thal-am-o-*) [*thalamus*]. A prefix denoting relation to the thalamus.

thalamocele, thalamocœle (*thal'-am-o-sēl*) [*thalamo-; κοιλία*, a hollow]. The third ventricle.

thalamocortical (*thal-am-o-kor'-tik-al*) [*thalamo-; cortex*]. Pertaining to the thalamus and the cortex of the brain.

thalamocrural (*thal-am-o-kroo'-ral*) [*thalamo-; crus*, leg]. Pertaining to the thalamus and a crus cerebri.

thalamolenticular (*thal-am-o-len-tik'-ū-lar*) [*thalamo-; lenticular*] Pertaining to the thalamus and the lenticular nucleus.

thalamomammillary (*thal-am-o-mam'-il-la-re*) [*thalamo-; mammillary*]. Pertaining to the thalamus and the mammillary bodies. **t. fasciculus,** the bundle of Vicq d'Azyr.

thalamopeduncular (*thal-am-o-ped-ung'-kū-lar*) Thalamocrural.

thalamotegmental (*thal-am-o-teg-ment'-al*) Relating to the thalamus and tegmentum.

thalamus (*thal'-am-us*) [*θάλαμος*, couch; pl., *thalami*]. A mass of gray matter at the base of the brain, developed from the wall of the vesicle of the third ventricle, and forming part of the wall of the latter cavity. The posterior part is called the *pulvinar*. The thalamus receives fibers from all parts of the cortex, and is also connected with the tegmentum and with fibers of the optic tract. **t., optic, t. opticus.** The same as *thalamus*.

thalassin (*thal-as'-in*). A poisonous principle derived from *Anemone sculletus*.

thalassophobia (*thal-as-o-fo'-be-ah*) [*θάλασσα*, sea; *φόβος*, fear] A morbid fear of the sea

thalassotherapy (*thal-as-o-ther'-ap-e*) [*θάλασσα*, sea; *θεραπεία*, treatment]. Treatment of disease by sea-voyages, sea-bathing, sea-air, etc.

thaletts (*thal'-lets*). Pieces of chocolate containing phenolphthalein, and used as a laxative.

thalictrine (*thal-ik'-trēn*). A poisonous alkaloid obtained from *Thalictrum*.

thalleine (*thal'-e-ēn*). A combination of thalline with a compound ether or alcoholic radical.

thallic (*thal'-ik*). Pertaining to the metal thallium.

thalline (*thal'-in*) [*θαλλός*, a green shoot], $C_{10}H_{13}ON$. A liquid basic substance tetrahydroparamethyloxychinolin. **t. acetate,** used for night-sweats of tuberculosis. Daily dose, 1½ gr. (0.1 Gm.). It has the peculiar property of causing rapid falling of the hair. **t.-alopecia,** falling of the hair following the ingestion of thalline acetate. **t. periodate,** used as the sulphate. **t. salicylate,** an antiseptic, antipyretic, and antirheumatic. Dose 3–8 gr. (0.2–.52 Gm.). **t. sulphate,** white needles or crystalline powder turning brown on exposure, soluble in water, 5 parts; alcohol, 100 parts; boiling water, 0.5 part. It is antiseptic, antipyretic, and hemostatic; dose, 3–8 gr. (0.2–0.52 Gm.). Injection in chronic gonorrhea, 5 % solution in oil. **t. tannate,** used as the sulphate. **t. tartrate,** crystalline powder soluble in 10 parts of water or 300 parts of alcohol; used as the sulphate.

thallinization (*thal-in-iz-a'-shun*). Continuous influence of thalline (or its salts) by frequent repetition of the dose.

thallium (*thal'-e-um*) [see *thalline*]. A metallic element having an atomic weight of 204, a specific gravity of 11.19; symbol, Tl. The salts are poisonous. See *elements, table of chemic.*

thallophyte (*thal'-o-fīt*) [*θαλλός*, a green shoot; *φυτόν*, a plant]. One of a class of very low cryptogams.

thallus (*thal'-us*) [*θαλλός*, a young shoot]. In biology, applied to a plant-body in which there is no differentiation into root, stem and leaves.

thalocol (*thal'-o-kol*). Tablets containing phenolphthalein and calomel

thalosen (*thal'-o-sen*). Tablets containing phenolphthalein, sulphur, senna, and aromatics; used as a laxative.

thamuria (*tham-ū'-re-ah*) [*θαμά*, often; *οὖρον*, urine]. Frequent urination.

thanato- (*than-at-o-*) [*θάνατος*, death]. A prefix denoting pertaining to death.

thanatobiologic (*than-at-o-bi-o-loj'-ik*) [*thanato-; βίος*, life]. Pertaining to life and death.

thanatognomonic (*than-at-og-no-mon'-ik*) [*thanato-; γνώμων*, sign]. Indicative of death.

thanatography (*than-at-og'-ra-fe*) [*θάνατος*, death; *γράφειν*, to write]. 1. A dissertation on death. 2. A description of one's symptoms and feelings while dying.

thanatoid (*than'-at-oid*) [*θάνατος*, death, *εἶδος*, like]. Resembling death.

thanatol (*than'-at-ol*). Same as *guaethol*

thanatology (*than-at-ol'-o-je*) [*thanato-; λόγος*, science] The sum of scientific knowledge regarding death.

thanatomania (*than-at-o-ma'-ne-ah*) [*thanato-; μανία*, madness]. Suicidal mania.

thanatometer (*than-at-om'-et-er*) [*thanato-; μέτρον*, a measure]. A thermometer introduced into a body-cavity to determine if the depression of temperature is so great as to be a sign of death.

thanatophidia (*than-at-o-fid'-e-ah*) [*thanato-; ὄφις*, a serpent]. Those serpents whose bite produces toxic symptoms or death.

thanatophobia (*than-at-o-fo'-be-ah*) [*thanato-, φόβος*, fear]. A morbid fear of death.

thanatopsy (*than'-at-op-se*) [*thanato-; ὄψις*, view]. Autopsy, necropsy.

thanatosis (*than-at-o'-sis*). See *gangrene.*

Thane's method (*thān*) [George Dancer *Thane*, English anatomist]. To find the fissure of Rolando in operations upon the brain, the middle point of a line passing from the root of the nose to the occipital protuberance is determined. The upper extremity of the fissure lies half an inch behind this point.

thaolaxine (*tha-o-laks'-ēn*). Trade name of a laxative preparation of agar agar with rhamnaceous extracts.

Thapsia (*thap'-se-ah*) [*θαψία*]. A genus of old-world umbelliferous plants. Thapsia resin (*resina thapsiæ*) is the product of *T. garganica, T. silphium*, and *T. villosa*. The resin is strongly counter-irritant. The root of *T. garganica* is used by the natives of North America as a counter-irritant. Internally a tonic; dose of the fluidextract ♏x–xxx. The root of *T. villosa* (deadly carrot) is purgative.

thaumatrope (*thaw'-mah-trōp*) [*θαῦμα*, wonder; *τροπή*, a turning]. A device containing figures, on opposite sides of a rotating board, which blend when in motion. It shows the duration of visual impressions.

thaumatropy (*thaw-mat'-ro-pe*) [*θαῦμα*, wonder; *τροπή*, change]. The transformation of one kind of tissue into another.

thea (*the'-ah*). Tea; the dried leaves of *Thea sinensis*, a shrub of the order *Ternstræmiaceæ*, containing the alkaloid *theine*, $C_8H_{10}N_4O_2$.

identical with caffeine. Thea is astringent and gently stimulant to the nervous system; its infusion is used as a beverage. **t., nigra,** black tea, is less pungent and less fragrant than green tea and is made from leaves that have undergone fermentation and are then slowly dried. **t. viridis,** green tea, is prepared from leaves that have been dried quickly, having undergone no fermentation.

theaism (*the'-ah-izm*). See *theism.*

theatrin (*the'-at-rin*). An ointment-vehicle consisting of wax, oil, and water.

thebaic (*the-ba'-ik*) [Thebes, where opium was once prepared]. Pertaining to or derived from opium

thebaicine (*the-ba'-is-ēn*). An amorphous alkaloid from thebaine; isomeric with thebenine.

thebaine (*the'-ba-ēn*) [Θῆβαι, Thebes], $C_{19}H_{21}NO_3$. An alkaloid found in opium, analogous to strychnine in its physiological effects. It is also called paramorphine.

thebaism (*the'-ba-izm*) [Θῆβαι, Thebes]. The condition induced by thebaine or paramorphine; opiumism.

thebenine (*theb'-en-ēn*). An amorphous alkaloid from thebaine; isomeric with thebaicine

Thebesian foramina (*the-be'-ze-an*). **T. valve, T. veins.** See under *Thebesius.*

hebesius' foramina [Adam Christianus *Thebesius,* German physician, 1686–1732]. The orifices of Thebesius' veins. **T.'s valve,** an endocardial fold at the orifice of the coronary vein in the right auricle. **T.'s veins,** venæ minimæ cordis; the venules which convey the blood directly from the myocardium into the auricles.

thebolactic acid (*theb-o-lak'-tik*). A variety of lactic acid occurring in opium.

theca (*the'-kah*) [θήκη, a sheath, pl., *thecæ*]. A sheath, especially one of a tendon. **t. cerebri,** the cranium. **t. cordis,** the pericardium. **t. folliculi,** a membranous formation around a Graafian vesicle caused by fibrillation of a layer of young connective tissue subsequent to the increased vascularity accompanying the process of maturation **t. tendinis,** the synovial sheath of a tendon **t. vertebralis,** the membranes of the spinal cord

thecal (*the'-kal*) [*theca*]. Pertaining to a sheath or theca. **t. abscess,** tenosynovitis, paronychia, or whitlow.

thecate (*the'-kāt*) [*theca*] Within a sheath.

thecitis (*the-si'-tis*) [*theca;* ιτις, inflammation]. Inflammation of the sheath of a tendon.

thecodont (*the'-ko-dont*) [*theca;* ὀδούς, tooth]. Having the teeth covered or sheathed in alveoli.

thecosoma, thecosomum (*the-ko-so'-mah, -mum*) [θήκη, a sheath; σῶμα, body]. See *schistosomum.*

thecostegnosis (*the-ko-steg-no'-sis*) [*theca;* στεγνόειν, to contract]. The shrinking or contraction of the sheath of a tendon.

Theden's bandage (*ta'-den*) [Johann Christian Anton *Theden,* German surgeon, 1714–1797]. A form of roller bandage applied from below upward over a graduated compress, to control hemorrhage from a limb.

thee'lin. A hormone from the ovary that affects, profoundly, the activity of the female organs See *estrum.*

thee'-lol. A hormone from the urine of pregnant women.

theic (*the'-ik*) [*thea,* tea]. A tea-drunkard; an immoderate user of tea.

Theile's canal (*ts'-leh*) [Friedrich Wilhelm *Theile,* German anatomist, 1801–1879]. The serous cavity formed by the reflexion of the pericardium over the aorta and the pulmonary artery. **T.'s glands,** small glandular structures in the gall-bladder and cystic duct.

theine (*the'-in*). See under *thea.*

theinism (*the'-in-izm*). Same as *theism.*

theism (*the'-izm*) [*thea*]. The morbid condition due to the excessive use of tea; it is characterized by headache, palpitation, tremor, insomnia, cachexia, etc.

thelalgia (*the-lal'-je-ah*) [θηλή, a nipple; ἄλγος, pain]. Pain in the nipple.

thelasis, thelasmus (*thel-as'-is, thel-as'-mus*) [θηλαζεῖν, to suckle]. The act of sucking.

Thelazia (*the-la'-ze-ah*). A genus of worms akin to Filaria.

thele (*the'-le*) [θηλή, a nipple]. The nipple of the female breast

theleplasty (*the'-le-plas-te*) [*thele;* πλάσσειν, to form]. Plastic surgery of the nipple.

thelerethism (*the-ler'-eth-izm*) [*thele;* ἐρεθισμός, irritation]. Erection of the nipple.

thelitis (*the-li'-tis*) [*thele;* ιτις, inflammation]. Inflammation of the nipple.

thelium (*the'-le-um*) [*thele*]. 1. A papilla. 2. A layer of cells. 3. The nipple.

theloncus (*the-long'-kus*) [*thele;* ὄγκος, a tumor]. Tumor of the nipple.

thelophlebostemma (*the-lo-fleb-o-stem'-mah*) [*thele;* φλέψ, vein; στέμμα, wreath]. Venous circle around the nipple.

thelorrhagia (*the-lor-aj'-e-ah*) [*thele;* ῥεῖν, to flow]. Hemorrhage from the nipple.

thelothism (*the'-lo-thizm*) [*thele;* ὠθεῖν, to push]. Projection of the nipple, caused by contraction of the transverse muscular fibers.

thelyblast (*thel'-e-blast*) [θῆλυς, female; βλαστός, a germ]. The female element of the bisexual nucleus; the ovum after the polar globules have been extruded.

thelyblastic (*thel-e-blas'-tik*). Pertaining to the thelyblast.

thelygonia (*thel-ig-o'-ne-ah*) [θῆλυς, female; γονή, birth]. The procreation of female offspring.

thelymania (*thel-im-a'-ne-ah*) [θῆλυς, female; μανία, madness]. Satyriasis.

thelyplasm (*thel'-e-plazm*) [θῆλυς, female; *plasm*]. The female constituent of idioplasm.

thenad (*the'-nad*) [*thenar; ad,* toward]. Toward the thenar eminence.

thenal (*the'-nal*) [*thenar*]. Pertaining to the palm or the thenar eminence.

thenar (*the'-nar*) [θέναρ, palm]. 1. The palm of the hand. 2. The fleshy prominence of the palm corresponding to the base of the thumb. **t. eminence.** See *thenar* (2). **t. muscles,** the abductor and flexor muscles of the thumb.

thenen (*the'-nen*) [θέναρ, palm]. Belonging to the thenar aspect in itself.

theobroma (*the-o-bro'-mah*) [θεός, a god; βρῶμα, food]. A genus of trees of the *Sterculiaceæ.* The seeds of *T. cacao* yield a fixed oil (*oleum throbromatis,* U. S. P.), and contain the alkaloid *theobromine,* $C_7H_8N_4O_2$, which is closely related to caffeine and xanthin. The seeds are used in the preparation of chocolate and cocoa; the oil (cacao-butter) is used in making cosmetic ointments, pills and suppositories. Theobromine acts similarly to caffeine.

theobromic acid (*the-o-bro'-mik*). A substance derived from theobroma.

theobromine (*the-o-bro'-mēn*). See under *theobroma.* **t. sodiosalicylate.** See *diuretin.*

theobromose (*the-o-bro'-mōs*). A compound of lithium and theobromine, said to be diuretic.

theocin (*the'-o-sin*). Synthetically prepared theophylline isomeric with theobromine, and used as a diuretic. Dose 4 gr. (0.25 Gm.) 2 or 3 times daily.

theolactin (*the-o-lak'-tin*). A proprietary diuretic containing sodium lactate and theobromine-sodium.

theolin (*the'-o-lin*). Same as *heptane*.

theomania (*the-o-ma'-ne-ah*) [θεός, a god; μανία, madness]. 1. Religious mania 2. Insanity in which the individual believes himself to be a divine being.

theomaniac (*the-o-ma'-ne-ak*). One who is affected with theomania.

theominal (*the-om'-in-al*). Trade name of a preparation containing luminal and theobromine.

theopathy (*the-op'-ath-e*) [θεός, a god; πάθος, disease]. Cure by prayer.

theophobia (*the-o-fo'-be-ah*) [θεός, a god; φόβος, fear]. Morbid fear of the deity.

theophorin (*the-off'-or-in*). A double salt of theobromine-sodium and sodium formate.

theophylline (*the-off'-il-ēn*) [*thea*, tea; φύλλον, leaf], $C_7H_8N_4O_2$. An alkaloid occurring in tea and isomeric with theobromine and with paraxanthin.

theoplegia (*the-o-ple'-je-ah*) [θεός, a god, μληγή, a stroke]. Apoplexy.

theoretical (*the-o-ret'-ik-al*). Based on theory; speculative.

theory (*the'-o-re*) [θέωρια, a view]. The abstract principles of a science. Also a reasonable supposition or assumption, generally one that is better developed and more probable than a mere hypothesis.

theotherapy (*the-o-ther'-ap-e*) [θεός, a god; *therapy*]. The treatment of disease by prayer and religious exercises.

therapeusis (*ther-ap-ū'-sis*). See *therapeutics*.

therapeutic (*ther-ap-ū'-tik*) [see *therapeutics*]. Pertaining to therapeutics; curative. **t. test**, a method of diagnosis by administering certain remedies known to influence a given disease, *e. g.*, quinine in malaria, potassium iodide and mercury in syphilis.

therapeutics (*ther-ap-ū'-tiks*) [θεραπευτική, the art of medicine]. The branch of medical science dealing with the treatment of disease. **t., empirical**, treatment based upon experience. **t., mediate**, medicating a child through its mother's milk. **t., rational**, treatment based upon a knowledge of the symptoms of the disease and the physiological action of the remedy. **t., specific**, treatment of a disease by a specific remedy. **t., suggestive**, hypnotic suggestion in the treatment of disease.

therapeutist (*ther-ap-ū'-tist*) [see *therapeutics*]. One skilled in therapeutics.

therapia sterilisans magna. Ehrlich's mode of treatment by destruction of the parasites in the body of a patient without doing serious harm to the patient; it is accomplished by the administration, in one large dose, of a sufficient quantity of a drug having a special affinity for the parasite causing the disease.

therapic (*ther-ap'-ik*) [*therapy*]. Pertaining to therapy; therapeutic.

therapist (*ther'-ap-ist*). Same as *therapeutist*.

therapol (*ther'-ap-ol*) [*therapy; oleum*, oil]. A vegetable oil containing ozone.

therapy (*ther'-ap-e*). See *therapeutics*. **t., bacterial.** Same as *opsonic therapy*. **t., opsonic,** treatment by the use of bacterial vaccines which increase the opsonic index. **t., psychic,** treatment of disease by influence of the mind. **t., serum.** See *serotherapy*. **t., vaccine.** Same as *therapy, opsonic*.

therencephalous (*ther-en-sef'-al-us*) [θήρ, a wild beast; ἐγκέφαλος, the brain]. A term applied to a skull in which the lines from the inion and nasion to the hormion make an angle of from 116° to 129°.

theriaca (*the-ri'-ak-ah*) [θηριακή, from θηρίον, a wild beast, because believed to be an antidote against the poison of animals]. Treacle; molasses **t. Andromachi**, Venice treacle, a compound containing nearly 70 ingredients, and used as an antidote against poisons.

theriatrics (*the-re-at'-riks*) [θήρ, a wild beast; ἰατρική, the art of healing]. The medical treatment of animals.

theriodic (*the-re-od'-ik*) [θηρίον, a wild beast]. Malignant.

therioma (*the-re-o'-mah*) [θήρ, a wild beast; ὄμα, tumor]. A malignant ulcer or tumor.

theriomimicry (*the-re-o-mim'-ik-re*) [θηρίον, a wild beast; μίμος, an imitator]. Imitation of the acts of animals.

theriotherapy (*the-re-o-ther'-ap-e*) [θηρίον, a wild beast; *therapy*]. Veterinary therapy.

theriotomy (*the-re-ot'-o-me*) [θηρίον, a wild beast; τομή, an incision]. Zoötomy; the anatomy or dissection of animals.

therm [θέρμη, heat]. 1. The amount of heat required to raise the temperature of 1 Gm. of water from 0° C. to 1° C ; it is also called a calorie. 2. Also a heat unit equivalent to one thousand kilogram (large) calories; it is designated T.

thermacogenesis (*ther-mak-o-jen'-es-is*) [θέρμη, heat; φαρμάκον, drug; γένεσις, production]. The raising of the body temperature by the action of drugs.

thermæ (*ther'-me*) [θέρμη, heat]. Hot baths; hot springs.

thermaerotherapy (*ther-mah-e-ro-ther'-ap-e*). The therapeutic application of hot air.

thermæsthesia (*thur'-mes-the'-ze-ah*). See *thermesthesia*.

thermal (*ther'-mal*) [see *therm*]. 1. Pertaining to heat. 2. Hot, as *thermal* spring. **t. capacity,** the amount of heat required to raise the temperature of a body from 0° to 1° C. **t. death-point,** the degree of a heat required to kill a fluid culture in ten minutes. **t. unit,** the amount of heat required to raise the temperature of a pound of water one degree F. or C. **t. springs,** those having a temperature of 70° F. and over.

thermalgesia (*ther-mal-je'-ze-ah*) [*therm;* ἄλγος, pain]. The condition in which heat causes pain

thermalgia (*ther-mal'-je-ah*) Same as *causalgia, q. v.*

thermanalgesia (*ther-man-al-je'-ze-ah*). See *thermoanalgesia*.

thermanesthesia, thermanæsthesia (*ther-man-es-the'-ze-ah*). See *thermoanesthesia*.

thermantidote (*thur-man'-tid-ōt*) [θέρμη, heat; *antidote*]. An apparatus for cooling the air, much used in some hot regions.

thermasma (*thur-maz'-mah*). A warm fomentation.

thermatology (*thur-mat-ol'-o-je*) [θέρμη, heat; λόγος, science]. The scientific use or understanding of heat or of the waters of thermal springs in the cure of disease.

thermesthesia, thermæsthesia (*ther-mes-thē'-ze-ah*) [*therm*; *αἴσθησις*, sensation]. 1. The heat-sense. 2. Sensitiveness to heat.

thermesthesiometer, thermæsthesiometer (*thur-mes-the-ze-om'-et-er*) [*θέρμη*, heat; *αἴσθησις*, sensation; *μέτρον*, measure]. An instrument for measuring the sensibility to heat of different regions of the skin.

thermic (*ther'-mik*) [*θέρμη*, heat]. Pertaining to heat. **t. fever**, sunstroke; heat-fever. **t. sense**, thermesthesia.

thermifugin (*thur-mif'-ū-jin*) [*θέρμη*, heat; *fugare*, to expel]. Trade name of sodium carbonate, recommended as an antipyretic.

thermin (*ther'-min*), $C_{10}H_{11}.NH_2HCl$. A colorless liquid obtained from a solution of β-naphthylamine in amyl-alcohol by action of metallic sodium. It is used as a mydriatic. Syn., *tetrahydro-β-naphthylamine*. **t. hydrochloride**, $C_{10}H_{11}NH_2.HCl$, used to increase body-temperature.

thermiol (*ther'-me-ol*). Synonym of sodium phenyl propiolate; used as an inhalant in tuberculosis of the larynx or lungs.

thermo- (*ther-mo-*) [*θέρμη*, heat]. A prefix meaning heat

thermoaerophore (*ther-mo-a-e'-ro-fōr*) [*thermo-*; *ἀήρ*, air; *φέρειν*, to bear]. An apparatus for the therapeutic local application of hot air.

thermoæsthesia (*thur-mo-es-thē'-ze-ah*). See *thermesthesia*.

thermoalgesia (*ther-mo-al-je'-sia*) Same as *thermalgesia*.

thermoanalgesia (*ther-mo-an-al-je'-ze-ah*) [*thermo-*; *analgesia*]. Insensibility to heat or to contact with heated objects; due to cerebral lesion.

thermoanesthesia, thermoanæsthesia (*ther-mo-an-es-thē'-ze-ah*) [*thermo-*, *anesthesia*]. Loss of the perception of thermal impressions, a condition sometimes present in syringomyelia.

thermocauterectomy (*ther-mo-kaw-ter-ek'-to-me*). See *ignisextirpation*.

thermocautery (*ther-mo-kaw'-ter-e*). See *Paquelin's cautery*.

thermochemistry (*ther-mo-kem'-is-tre*) [*thermo-*; *chemistry*]. That branch of chemical science embracing the mutual relations of heat and chemical changes.

thermochroic (*ther-mo-kro'-ik*) [*thermo-*; *χρόα*, color]. Transmitting some thermal rays and absorbing others.

thermochroism (*thur-mo-kro'-izm*) [*thermo-*; *χρῶσις*, a coloring]. The property possessed by certain substances of transmitting some thermal radiations while they absorb or change others.

thermochros (*ther'-mo-krōz*) [*thermo-*; *χρώς*, color]. The property of reflection, refraction and absorption as possessed by heat rays (similar to rays of light).

thermochrosis (*thur-mo-kro'-sis*). See *thermochrosm*.

thermocurrent (*thur-mo-kur'-ent*) [*thermo-*; *current*]. An electric current produced by heat.

thermodiffusion (*thur-mo-dif-ū'-zjun*) [*thermo-*; *diffusion*]. Diffusion of a gas by inequalities in temperature.

thermodin (*ther'-mo-din*) [*θέρμη*, heat], $C_{13}H_{17}NO_4$. An antipyretic derivative of ethyl carbamate.

thermoelectric (*ther-mo-e-lek'-trik*). Pertaining to thermoelectricity.

thermoelectricity (*ther-mo-e-lek-tris'-it-e*) [*thermo-*; *electricity*]. Electricity generated by heat.

thermoesthesia, thermoæsthesia (*thur-mo-es-thē'-ze-ah*). See *thermesthesia*.

thermoesthesiometer. See *thermesthesiometer*.

thermoexcitory (*thur-mo-ek-si'-to-re*) [*thermo-*; *excitor*, excitor]. Having the function of exciting the production of heat (opposed to *thermoinhibitory*).

thermofuge (*ther'-mo-fūj*). An external antiseptic, emollient, and detergent, said to be a compound of aluminum silicate, glycerol, boric acid, menthol, thymol, oil of eucalyptus, and ammonium iodide.

thermogen (*ther'-mo-jen*) [see *thermogenesis*]. An appliance for keeping up the temperature of patients during an operation. It consists of a quilted cushion through which pass wires the temperature of which can be raised by the passage of an electric current

thermogenesis (*ther-mo-jen'-es-is*) [*thermo-*; *γεννᾶν*, to produce]. The production of heat.

thermogenetic, thermogenic, thermogenous (*ther-mo-jen-et'-ik, ther-mo-jen'-ik, ther-moj'-en-us*) [see *thermogenesis*]. Pertaining to thermogenesis; producing heat.

thermogenics (*ther-mo-jen'-iks*) [see *thermogenesis*]. The science of the production of heat.

thermogenous (*ther-moj'-en-us*). Thermogenetic.

thermogram (*ther'-mo-gram*) [*thermo-*; *γράμμα*, a written character]. The record of a thermograph.

thermograph (*ther'-mo-graf*) [*thermo-*; *γράφειν*, to write]. A device for registering variations of temperature automatically.

thermohyperalgesia (*ther-mo-hi-per-al-je'-ze-ah*) [*thermo-*; *hyperalgesia*]. Painful sensation felt on contact with a hot body.

thermohyperesthesia (*ther-mo-hi-per-es-thē'-ze-ah*) [*thermo-*; *hyperesthesia*]. Abnormal sensitiveness to the application of hot bodies.

thermohypesthesia (*ther-mo-hi-pes-thē'-ze-ah*) [*thermo-*, *hypesthesia*]. Abnormal indifference or insensibility to heat or to contact with heated objects.

thermohypoesthesia (*ther-mo-hi-po-es-thē'-ze-ah*). See *thermohypesthesia*.

thermoinhibitory (*ther-mo-in-hib'-it-o-re*) [*thermo-*; *inhibitory*]. Inhibiting the production of heat.

thermol (*ther'-mol*), $C_{14}H_{18}NO_3$. A coal-tar derivative forming as white crystals, soluble in water and alcohol. It is analgesic, antipyretic, and antiseptic. Dose 3 gr. (0.2 Gm.) every 3 hours.

thermolabile (*ther-mo-la'-bil*) [*thermo-*; *lapsus*, a gliding or falling]. Destroyed or changed by heat.

thermologist (*ther-mol'-o-jist*). A proposed term for a person versed in thermology, and who may, in addition, be skilled in applying the science.

thermology (*ther-mol'-o-je*) [*thermo-*; *λόγος*, science]. The science of heat.

thermolusia (*ther-mo-lū'-se-ah*) [*thermo-*; *λοῦειν*, to wash]. A hot bath.

thermolysis (*ther-mol'-is-is*) [*thermo-*; *λύσις*, a loosening]. 1. Dissipation of animal heat. 2. Chemical decomposition by means of heat.

thermolytic (*ther-mo-lit'-ik*) [see *thermolysis*]. Pertaining to thermolysis.

thermomagnetism (*ther-mo-mag'-net-izm*) [*thermo-*; *magnetism*]. Magnetism produced by heat.

thermomassage (*ther-mo-mas-ahzh'*). Massage with application of heat.

thermometer (*ther-mom'-et-er*) [*thermo-*; *μέτρον*, a measure]. An instrument for measuring the intensity of heat, consisting of a substance



Formulas for conversion of the above scales

Above zero C R and 32° F

F to C subtract 32 × 5 ÷ 9 C to F × 9 − 5 + 32
F to R subtract 32 × 4 − 9 R to F × 9 − 4 + 32
C to R × 4 − 5 R to C × 5 − 4

Ex 70° F to C 70 − 32 = 38 × 5 = 190 − 9 = 21 1° C

Between 0° and 32° F − 7 77° *and 0° C* − 14 22° *and 0° R*

F to C subtract from 32 × 5 − 9 C to F × 9 − 5 sub from 32
F to R sub frpm 32 × 4 − 9 R to F × 9 + 4 sub from 32
R to C × 5 − 4

Ex 30° F to C 32 − 30 = 2 × 5 = 10 − 9 = − 1 1° C

Below 0° F − 17 7 ° C − 14 22° *R*

F to C add 32 × 5 ÷ 9, C to F × 9 ÷ 5 sub 32
F to R add 32 × 4 ÷ 9 R to F × 9 ÷ 4 sub 32
C to R × 4 ÷ 5, R to C × 5 − 4

Ex − 15° F to C − 15 + 32 = 47 × 5 = 235 ÷ 9 = − 26 1° C

All heat ceases at zero of the absolute scale

capable of expanding and contracting, and a graduated scale by means of which variations in the expansion of the substance in a capillary tube of glass, can be determined Usually, the expansive substance is mercury The degree of heat is indicated by the height of the column of mercury **t, air,** one in which the expansive substance is air **t, alcohol,** the expansive substance is alcohol **t, Centigrade, t, Celsius,** one in which the freezing-point is at 0° and the boiling point at 100° **t, clinical,** a self-registering thermometer for ascertaining the bodily temperature **t, differential,** one for determining slight variations of temperature **t, Fahrenheit,** one in which the interval between the freezing-point and the boiling point is divided into 180 equal parts each called a degree, the zero point being 32° or divisions below the freezing point of water **t, fever,** a *clinical thermometer* **t homigrade,** zero is freezing 100° is normal body temperature 217° boiling point **t, kata,** a large bulbed alcohol thermometer graduated from 100° to 95° F which records how quickly air is cooling and evaporating moisture from the body **t, maximum,** one which registers the maximum heat to which it has been exposed **t, mercurial,** one in which the expansive substance is mercury **t, minimum,** one that registers the lowest temperature to which it has been exposed **t, Réaumur,** one in which the freezing point of water is 0° and the boiling point 80° **t, self-registering,** one that by means of an index shows the highest (*maximum*) or lowest (*minimum*) temperature to which it has been exposed **t, spirit,** one in which alcohol or ether is used **t, surface-,** one for registering the surface temperature of any portion of the body

thermometric (*ther mo met' rik*) [*thermometer*] Pertaining to a thermometer or to thermometry

thermometry (*ther mom et re*) [*thermometer*] Measuring temperature with the thermometer

thermoneurosis (*ther mo nū ro sis*) [*thermo neurosis*] Pyrexia of vasomotor origin

thermonosus (*ther-mon-o'-sus*) [*thermo-, νόσος* disease] Disease caused by heat

thermopalpation (*ther mo pal pa'-shun*) [*thermo , palpation*] Palpation of the surface of the body to determine variations of temperature

thermopenetration (*ther-mo-pen-e-tra'-shun*) Diathermy

thermophagy (*ther-moff'-aj-e*) [*thermo-, φάγειν,* to eat] The habit of swallowing very hot food

thermophile (*ther'-mo-fil*) [*thermo , φιλεῖν,* to love] 1 A microorganism which develops best at relatively high temperatures 2 A thermoelectric battery

thermophilic (*ther-mo-fil'-ik*) [*thermo-, φιλεῖν* to love] Applied to microorganisms which develop best at from 50° to 55° C or above

thermophobia (*ther-mo-fo'-be-ah*) [*thermo-, φόβος,* fear] Morbid dread of heat

thermophore (*ther'-mo fōr*) [*thermo-, φερεῖν,* to bear] 1 Any appliance adapted to hold heat, as used in local treatment, a receptacle for hot water, a water-bag 2 A receptacle containing chemicals which absorb a large amount of heat in the process of fusing and which give it off gradually as recrystallization takes place Used as hand or foot warmers and in local treatment

thermophylic (*ther-mo-fil'-ik*) [*thermo-, φυλάσσειν,* to guard] Resistant to the effect of heat, said of certain microorganisms

thermopile (*ther'-mo-pīl*) [*thermo-; pile*]. A contrivance consisting of a series of connected metallic plates, in which, under the influence of heat, a current of electricity is produced which acts upon a registering index. By means of it very minute amounts of heat can be measured.

thermoplegia (*ther-mo-ple'-je-ah*) [*thermo-; πληγή*, a stroke]. Heat-stroke.

thermopolypnea (*ther-mo-pol-ip-ne'-ah*) [*thermo-; πολύς*, many; *πνεῖν*, to breathe]. Rapid respiration due to high temperature.

thermoregulator (*ther-mo-reg'-ū-la-tor*). See *thermostat*.

thermoscope (*ther'-mo-skōp*) [*thermo-; σκοπεῖν*, to view]. An instrument for measuring minute differences of temperature without registering the degree or amount of heat.

thermostabile (*ther-mo-sta'-bil*) [*thermo-; stabilis*, firm; steadfastl. Not changed by heat.

thermostat (*ther'-mo-stat*) [*thermo-; στατός*, standing]. A device for automatically regulating and maintaining a constant temperature.

thermosteresis (*ther-mo-ster-e'-sis*) [*thermo-; στέρησις*, deprivation]. Deprivation of heat.

thermosystaltic (*ther-mo-sis-tal'-tik*) [*thermo-; συστέλλειν*, to contract]. Contracting under the influence of heat; pertaining to muscular contraction due to heat.

thermosystaltism (*ther-mo-sis-tal'-tism*) [*thermo-; συστέλλειν*, to contract]. Muscular, or other, contraction caused by heat.

thermotactic, thermotaxic (*ther-mo-tak'-tik, ther-mo-taks'-ik*) [see *thermotaxis*]. Regulating the heat of the body, as a *thermotactic* center.

thermotaxis (*ther-mo-taks'-is*) [*thermo-; τάξις*, from *τάσσειν*, to arrange]. 1. The regulation and correlation of heat production and heat dissipation. 2. Thermotropism.

thermoterion (*ther-mo-te'-re-ōn*). An apparatus for keeping food warm, consisting of a glass case surrounded by a hot water chamber and an air space to prevent the radiation of heat.

thermotherapy (*ther-mo-ther'-ap-e*) [*thermo-; θεραπεία*, cure]. Treatment of disease by heat.

thermotics (*ther-mot'-iks*) [*thermo-*]. The science of heat; thermology.

thermotonometer (*ther-mo-ton-om'-et-er*) [*thermo-; τόνος*, a stretching; *μέτρον*, a measure]. An apparatus for determining the amount of muscular contraction induced by thermic stimuli.

thermotoxin (*ther-mo-toks'-in*) [*thermo-; toxin*]. A poison produced by heat in the body.

thermotracheotomy (*ther-mo-tra-ke-ot'-o-me*). Tracheotomy by means of the actual cautery.

thermotropism (*ther-mot'-ro-pism*) [*thermo-; τρόπος*, a turn]. That property possessed by some cells and organisms of bending towards or away from a source of heat.

theroid (*the'-roid*) [*θήρ*, a wild beast; *εἶδος*, resemblance]. Like a beast, bestial.

theromorph (*ther'-o-morf*) [*θήρ*, a wild beast; *μορφή*, form]. A monstrosity resembling an animal.

theromorphism (*ther-o-mor'-phism*) [*θήρ*, a wild beast; *μορφή*, form]. Apparent reversion, in a human subject, to an animal form of lower type.

thesis (*the'-sis*) [*θέσις*, a proposition]. A dissertation. Usually, the essay presented by the candidate for a degree.

theta (*the'-tah*) [G.]. A metamorphic factor in a hormone derived from the pituitary. Thyrotropic in action(?).

thevetin (*thev'-et-in*) [Andre *Thevet*, a French traveler]. A poisonous glucoside from certain species of *Thevetia*.

thew (*thū*). A muscle, a sinew.

thial (*thi'-al*). Trade name of hexamethylenetetramineoxymethylsulphonate. It is used as a disinfectant. **t. liquid**, a 50 % solution of thial.

thialdin (*thi-al'-din*), $C_6H_{11}NS_2$, a crystalline substance obtained by the action of sulphureted hydrogen on aldehyde ammonium; it is used as a heart stimulant.

thialion (*thi-al'-e-on*). A proprietary preparation containing lithium; used in gouty conditions.

thiarsol (*thi-ar'-sol*). Colloidal arsenic trisulphide.

thiasine (*thi'-as-ēn*) [*thio-*]. A substance occurring in pig's blood, which interferes with the determination of uric acid. It contains sulphur.

thick wind. A colloquial term for impaired respiration in the horse, somewhat louder and less free than normal breathing.

Thielmann's diarrhea mixture (*tēl'-man*) [Karl Heinrich *Thielmann*, German physician, 1802–1872]. Wine of opium 32, tincture of valerian 50, ether 16, oil of peppermint 4, fluidextract of ipecac 1, and alcohol enough to make 125. Dose 30 minims (2 Cc.).

Thiersch's method of skin-grafting (*tērsh*) [Karl *Thiersch*, German surgeon, 1822–1895]. Long, broad strips of skin are removed from the arm or leg and placed on a wound previously deprived of its granulations by means of a sharp curet. **T.'s solution**, antiseptic wash for nose, throat, or stomach; salicylic acid, 2 parts; boric acid, 12 parts; water, 1000 parts.

thieves' vinegar. Acetum aromaticum.

thigenol (*thi'-jen-ol*). The sodium salt of the sulphonic acid extracted from a synthetic sulphur oil. It is used in skin diseases in the form of pomades containing 20 parts in 100.

thigh (*thī*). The part of the lower limb extending from pelvis to knee. **t.-bone**, the femur. **t.-friction**, a form of masturbation. **t.-joint**, the hip-joint.

thigmesthesia (*thig-mes-the'-ze-ah*) [*θίγμα*, touch; *αἴσθησις*, sensation]. Sensibility to touch.

thigmotaxis (*thig-mo-taks'-is*). See *thigmotropism*.

thigmotropism (*thig-mot'-ro-pism*) [*θίγμα*, touch; *τρόπος*, a turn]. That property possessed by some cells and organisms of being attracted by mechanical stimuli.

thianin (*thi'-an-in*) [*θεῖον*, sulphur; *lanolin*]. A brownish-yellow substance derived from and resembling lanolin. It contains 3 % of sulphur and is used in the treatment of eczema and other diseases of the skin.

thio- (*thi-o-*) [*θεῖον*, sulphur]. A prefix denoting containing sulphur in the place of oxygen.

thioacetaldehyde (*thi-o-as-et-al'-de-hīd*). See *sulphaldehyde*

thioacid (*thi-o-as'-id*). One of a group of acids produced by the substitution of sulphur for the oxygen in an oxygen acid.

thioalcohol (*thi-o-al'-ko-hol*). See *mercaptan*.

thiocamph (*thi'-o-kamf*) [*thio-; camphor*]. A fluid disinfectant, used for fumigation. It is formed by the action of sulphur dioxide on camphor.

thiocarbamide (*thi-o-kar'-bam-id*). See *thiourea*.

thiochromogen (*thi-o-kro'-mo-jen*). See *aureolin*.

thiocol (*thi'-o-kol*). The registered trade mark for *potassium-guaiacol sulphonate*.

thiocyanate (*thi-o-si'-an-āt*) [*thio-; cyanate*]. A salt of thiocyanic acid.

thiocyanic acid (*thi-o-si-an'-ik*), CNHS. Sulphocyanic acid, a monobasic acid forming the thiocyanates or sulphocyanates. Potassium thiocyanate, CNKS, occurs in saliva.

thiodinaphthyloxide (*thī-o-di-naf-thil-oks'-īd*). An orange-colored powder used in the treatment of skin diseases.

thioether (*thī-o-e'-ther*). An ether in which sulphur replaces the oxygen; a sulphur ether.

thioform (*thī'-o-form*). See *bismuth dithiosalicylate*.

thiogenic (*thī-o-jen'-ik*) [*thio-*; γεννᾶν, to produce]. Applied to bacteria able to convert hydrogen sulphide into higher sulphur compounds.

thiogenol (*thī-oj'-en-ol*). A preparation containing sodium sulphonate and sulphur, used as an antiseptic application.

thiol (*thī'-ol*) [θεῖον, sulphur]. A substance prepared from gas-oil by heating with sulphur, and occurring in a dry and a liquid form. It has been used as an application to ulcers and in diseases of the skin.

thiolin (*thī'-ol-in*). See *acid, thiolinic*.

thionic (*thī-on'-ik*) [θεῖον, sulphur]. Pertaining to sulphur. **t. acid,** thioacid.

thionin (*thī'-o-nin*) [θεῖον, sulphur], $C_{12}H_9N_3S$. A sulphur compound of the aromatic group, used as a stain in microscopy. Its solutions are of a dark-blue color.

thiophene (*thī'-o-fēn*) [*thio-*; *phenol*], C_4H_4S. A hydrocarbon of the aromatic series; a colorless, oily liquid, miscible with water. The iodide, $C_4H_2I_2S$, has been used as a substitute for iodoform. **t. sodium sulphonate,** $C_4H_3S.NaSO_3$, a white powder used in prurigo.

thiophil (*thī'-o-fil*) [*thio-*; φιλεῖν, to love]. Loving sulphur; applied to microorganisms.

thiophilic (*thī-o-fil'-ik*). Pertaining to or characteristic of a thiophil; thriving in sulphur.

thiopyrine (*thī-o-pī'-rin*). A derivative of antipyrine, formed by the substitution of sulphur for oxygen.

thioresorcinol (*thī-o-rez-or'-sin-ol*) [*thio-*; *resorcinol*], $C_6H_4(SH)_2$. A compound of sulphur and resorcinol used as a powder or ointment as a substitute for iodoform.

thiosapol (*thī-o-sa'-pol*). A sulphureted soda soap containing 10 % of sulphur.

thiosavonals (*thio-sav'-on-als*). Potash sulphur soaps that contain sulphur in a chemically combined state.

thiosinamine (*thī-o-sin'-am-ēn*) [*thio-*; *sinapis*, mustard], $C_4H_8N_2S$. A crystalline substance prepared from mustard-oil and ammonia. It is used in lupus, glandular enlargements, and night-sweats.

thiosulphate (*thī-o-sul'-fāt*). A salt of thiosulphuric acid.

thiosulphuric acid (*thī-o-sul-fū'-rik*) [*thio-*; *sulphuric*], $H_2S_2O_3$. An acid derived from sulphuric acid by the substitution of one atom of sulphur for one of oxygen.

Thiothrix (*thī'-o-thriks*) [θεῖον, sulphur; θρίξ, hair]. A genus of the family *Beggiatoaceæ*; filaments non-motile; surrounded by a delicate sheath; sulphur granules in cell contents; at ends of filaments rod-shaped gonidia; filaments unequal in diameter.

thiourea (*thī-o-ū-re'-ah*) [*thio-*; *urea*], $CS(NH)_2$. Sulphocarbamide; a derivative of urea in which sulphur replaces the oxygen of the latter.

thiourethane (*thī-o-ū'-re-thān*) [*thio-*; οὖρον, urine]. Any one of the crystalline esters of sulphocarbamic acid.

third corpuscle. Platelet. **t. cranial nerve,** the oculomotor nerve; see *motor oculi* under *nerve*. **t. intention.** See *healing*. **t. tonsil.** See *Luschka's tonsil*. **t. ventricle.** See *ventricle*.

thirst (*thurst*) [AS., *thurst*]. A desire for drink.

thirst-cure. See *Schroth's cure*.

Thiry's fistula (*te'-re*) [Jean Hubert *Thiry*, Belgian physician, 1817–1879]. A fistula for obtaining the intestinal juice. A piece of intestine about four inches long is separated from the bowel without dividing the mesentery and its blood-vessels. One end of the tube is closed, and the other is stitched to the abdominal wound. The two ends of intestine from which the piece was cut out are then united by sutures. From the excised piece a pure intestinal juice is obtained.

Thiry-Vella fistula (*te'-re-vel'-lah*) [Jean Hubert *Thiry*, Belgian physician, 1817–1879; Luigi *Vella*, Italian physiologist, 1825–1886]. See *Vella's fistula*.

thiuret (*thī'-ū-ret*) [θεῖον, sulphur], $C_8H_7N_3S_2$. A crystalline antiseptic which readily yields its sulphur in a nascent condition. On this property depends its antiseptic action.

thlipsencephalus (*thlip-sen-sef'-al-us*) [θλῖψις, pressure; ἐγκέφαλος, brain]. A monster in which there is extensive exposure of the base of the brain from nondevelopment of the occipital bone and even of the upper vertebræ.

thliptol (*thlip'-tol*). A proprietary antiseptic and deodorant liquid, said to consist of benzoboric acid combined with oil of eucalyptus, thyme, etc.

Thoma's ampulla (*to'-mah*) [Richard *Thoma*, German histologist, 1847–]. A dilatation at the distal end of an interlobular artery in the spleen.

Thomas's splints (*tom'-as*) [Hugh Owen *Thomas*, English surgeon, 1834–1891]. Rigid splints, made of curved iron rods, adapted to the shape of the limb, and kept in place by plaster of Paris bandages. They are employed in hip-joint disease, and are designed to secure rest, avoid friction and to allow the weight of the limb gradually to remedy the deformity in place of more active extension.

Thoma-Zeiss apparatus (*to'-mah-tsīs*) [Richard *Thoma*, German histologist, 1847– ; Carl *Zeiss*, German maker of optical apparatuses. Same as *Abbé-Zeiss apparatus; q. v.*

Thompson's line. A red line along the border of the gums, frequently seen in pulmonary tuberculosis.

Thompson's test [Sir Henry *Thompson*, English surgeon, 1820–1904]. The collection of the morning urine in two glasses to determine whether a gonorrheal process is localized in the anterior portion of the urethra or whether it has extended into the posterior portion.

Thomsen's disease [Asmus Julius *Thomsen*, Danish physician, 1815–1896]. Myotonia congenita, a disease commonly congenital and occurring in families, and characterized by tonic spasm or rigidity of the muscles, coming on when they are first put in action after a period of rest. As the muscles are used the stiffness gradually wears off.

Thomsonianism (*tom-so'-ne-an-izm*). A system of medicine introduced by Samuel Thomson (1769–1843), of Massachusetts. It insisted on the use of vegetable remedies only.

thoracal (*tho'-rak-al*). Pertaining to the thorax or chest.

thoracalgia (*tho-rak-al'-je-ah*) [*thorax*; ἄλγος, pain]. Pain in the thorax.

thoracaorta (*tho-rak-a-or'-ta*) [*thorax*; *aorta*]. The thoracic aorta.

thoracectomy (*tho-rak-sek'-to-me*) [*thorax*; ἐκτομή, excision]. Thoracotomy with resection of a part of one or more ribs.

thoracentesis (*tho-ras-en-te'-sis*) [*thorax*; κέντησις, a piercing]. Puncture of the thorax for the removal of fluid.

thoracic (*tho-ras'-ik*) [*thorax*]. Pertaining to or situated in the chest or thorax. **t. aorta.** See *arteries, table of.* **t. axis,** the acromiothoracic artery; see *arteries, table of.* **t. choke,** in the horse, the lodgment of a foreign body in the thoracic portion of the esophagus. **t. duct.** See *duct, thoracic.* **t. index.** See *index, thoracic.* **t. nerve.** See *nerves, table of.*

thoracicoabdominal (*tho-ras-ik-o-ab-dom'-in-al*). Pertaining to the thorax and the abdomen.

thoracicoacromial (*tho-ras-ik-o-ak-ro'-me-al*). Acromiothoracic, relating to the chest and the shoulder; applied to a group of muscles.

thoracicoacromialis (*tho-ras-ik-o-ak-ro-me-a'-lis*). See *artery, acromiothoracic.*

thoracicohumeral (*tho-ras-ik-o-hū'-mer-al*). Relating to the chest and upper arm.

thoracicolumbar (*tho-ras-ik-o-lum'-bar*). Pertaining to the thoracic and lumbar regions.

thoracispinal (*tho-ras-is-pi'-nal*). Relating to the thoracic portion of the spinal column.

thoraco- (*tho-rak-o-*) [θώραξ, thorax]. A prefix denoting pertaining to the thorax.

thoracoabdominal (*tho-rak-o-ab-dom'-in-al*). Thoracicoabdominal.

thoracoacromial (*tho-rak-o-ak-ro'-me-al*). Acromiothoracic, relating to the chest and the shoulder; applied to a group of muscles.

thoracoceloschisis (*tho-rak-o-se-los'-kis-is*) [*thorac o-*; κοιλία, belly; σχίσις, a cleaving]. Congenital fissure of the chest and abdomen.

thoracocentesis (*tho-rak-o-sen-te'-sis*). See *thoracentesis.*

thoracocyllosis (*tho-rak-o-sil-o'-sis*) [*thoraco-*; κύλλωσις, curvation]. Deformity of the thorax.

thoracocyrtosis (*tho-rak-o-sur-to'-sis*) [*thoraco-*; κυρτός, curved]. Excessive curvature of thorax.

thoracodelphus (*tho-rak-ad-el'-fus*). See *thoradelphus.*

thoracodidymus (*tho-rak-o-did'-im-us*) [*thoraco-*; δίδυμος, double]. A double monster joined at the thorax.

thoracodynia (*tho-rak-o-din'-e-ah*) [*thoraco-*; ὀδύνη, pain]. Pain in the chest.

thoracogastrodidymus (*tho-rak-o-gas-tro-did'-im-us*) [*thoraco-*; γαστήρ, belly; δίδυμος, double]. A twin monstrosity united by the thorax and abdomen.

thoracogastroschisis (*tho-rak-o-gas-tros'-kis-is*). See *thoracoceloschisis.*

thoracograph (*tho-rak'-o-graf*) [*thoraco-*; γράφειν, to write]. An instrument for recording the movements and the outline of the chest wall.

thoracolaparotomy (*thor-ak-o-lap-ar-ot'-o-me*) [*thoraco-*; *laparotomy*]. An operation in which both the thorax and the abdomen are opened.

thoracolumbar (*tho-rak-o-lum'-bar*). Pertaining to the thoracic and lumbar portions of the spine, or to thoracic and lumbar ganglia and fibers of the sympathetic system.

thoracolysis (*thor-ak-ol'-is-is*) [*thoraco-*; λύσις, a loosening]. Separating the chest from adhesions.

thoracometer (*tho-rak-om'-et-er*) [*thoraco-*; μέτρον, a measure]. A stethometer.

thoracometry (*tho-rak-om'-et-re*) [see *thoracometer*]. Measurement of movement of the chest walls.

thoracomyodynia (*tho-rak-o-mi-o-din'-e-ah*) [*thoraco-*; μῦς, muscle; ὀδύνη, pain]. Pain in the muscles of the chest.

thoracopagus (*tho-rak-op'-ag-us*) [*thoraco-*; πάγος, that which is firmly set]. A double monster with portions of the thorax or abdomen coalescent. **t. tribrachius,** with two of the upper limbs coalescent. **t. tripus,** with two of the lower limbs coalescent.

thoracoplasty (*tho-rak'-o-plas-te*) [*thoraco-*; πλάσσειν, to form]. Plastic operation upon the thorax.

thoracopneumoplasty (*tho-rak-o-nū'-mo-plas-te*) [*thoraco-*; πνεύμων, lung; πλάσσειν, to form]. Plastic operation upon the lung and chest.

thoracoschisis (*tho-rak-os'-kis-is*) [*thoraco-*; σχίσις, a cleaving]. Congenital fissure of the thorax.

thoracoscope (*tho-rak'-o-skōp*) [*thoraco-*; σκοπεῖν, to view]. A stethoscope.

thoracoscopy (*tho-rak-os'-ko-pe*) [see *thoracoscope*]. Examination of the chest, especially by the stethoscope.

thoracostenosis (*tho-rak-o-sten-o'-sis*) [*thoraco-*; *stenosis*]. Contraction or compression of the walls of the chest.

thoracostomy (*tho-rak-os'-to-me*) [*thoraco-*; στόμα, mouth]. The operation of making an opening in the thorax.

thoracotomy (*tho-rak-ot'-o-me*) [*thoraco-*; τέμνειν to cut]. Incision of the thorax or chest-wall.

thoradelphus (*tho-rad-el'-fus*) [*thorax*; ἀδελφός, brother]. A double monster united above the umbilicus, with one head, four lower and two upper extremities.

thoradin (*thor'-ad-in*). Same as thoremedin.

thorax (*tho'-raks*) [θώραξ, a breastplate]. The chest; the framework of bones and soft tissues bounded by the diaphragm below, the ribs and sternum in front, the ribs and dorsal portion of the vertebral column behind, and above by the structures in the lower part of the neck, and containing the heart inclosed in the pericardium, the lungs invested by the pleura, and the mediastinal structures. **t., paradox,** retraction of the thorax instead of bulging over a pleuritic effusion. **t., region of.** See *region, thoracic.*

Thorel's bundle (*tor'-el*) [Ch. *Thorel*, German phys]. A structure in the heart wall connecting the sinoauricular and auriculoventricular nodes.

thoremidin (*tho-rem'-id-in*). Trade name of a preparation said to contain radioactive thorium with didymium and lead salts, and sulphuric, nitric and hydrochloric acids; recommended in epithelioma, lupus, and other skin lesions.

thorium (*tho'-re-um*) [Icel., *Thōrr*]. A rare metal related chemically to tin. Symbol Th; atomic weight, 234.4. It is a radioactive substance and gives off several emanations, indicated by various letters such as A, B, X, etc. **t. paste,** a preparation made of thorium protoxide, lead sulphate, sulphuric acid, and hydrochloric acid. It is used for the treatment of lupus, and epithelioma.

Thormaehlen's test for melanin in urine (*tōr'-ma-len*) [Johann *Thormaehlen*, German physician]. To the urine to be tested add sodium nitroprusside, caustic potash, and acetic acid, and in the presence of melanin a deep-blue coloration will be produced.

thorn-apple. See *stramonium.*

Thorn's maneuver (*torn*) [Wilhelm *Thorn*, German obstetrician, 1859–1913]. Changing of a face presentation into a vertex presentation by combined external and internal version.

Thornton's sign [J. Knowsley *Thornton*, English physician, 1845–1904]. Violent pain in the flanks in nephrolithiasis.

Thornwaldt's disease (*torn'-volt*). Nasolaryngeal stenosis associated with the formation of a cyst-like cavity in the midst of the racemose glands in the pharyngeal mucosa, and containing pus or mucopus.

thoron (*thor'-on*). A thorium emanation.

thoroughjoint. Diarthrosis, or arthrodia.

thoroughwort. See *eupatorium.*

thought-reading. See *telepathy*

thought-transference. See *telepathy.*

thoxos (*thok'-sos*). Trade name for a preparation containing lithium and strontium salicylate, colchicum, ash-bark, etc.

thread. The spun and twisted fibers of cotton, linen, or silk. **t.s, mycelial,** the hyphæ of the mycelium **t.s, nuclear,** chromatin fibrils of the cell-nucleus. **t.s, Simonart's.** See *bands, amniotic.* **t.-fungus,** a general term for any kind of Trichophyton. **t.-granules.** See *mitochondria.* **t.-reaction.** See *Pfaundler's reaction.*

threadworm. See *Oxyuris.*

three-cornered bone. The cuneiform bone of the carpus.

three-day fever. Synonym of *dengue.*

thremmatology (*threm-at-ol'-o-je*) [θρέμμα, a nursling; λόγος, science]. Experimental or artificial evolution. It includes the science of breeding, and the laws of heredity and variation.

threpsology (*threp-sol'-o-je*) [θρέψις, nutrition; λόγος, treatise]. The science of nutrition.

threshold (*thresh'-old*). 1. The lower limit of stimulus capable of producing an impression upon consciousness. 2 The entrance of a canal. **t., absolute,** the lowest limit of perception of a sensation. **t., auditory,** the minimum perceptible sound. **t.-body,** any substance in the blood plasma which gives rise to symptoms. **t., differential,** the lowest limit at which two stimuli can be discriminated. **t., double-point,** the smallest distance apart at which two points can be felt as one. **t., neuron.** See *neuron.* **t., relational,** the ratio of two stimuli when their difference is just perceptible **t., stimulus.** Same as *t. absolute.*

thridacium (*thri-da'-se-um*) [θρίδαξ, lettuce] A variety of lactucarium.

thrill. A fine vibration felt by the hand. A thril may be felt on palpation over an aneurysm over a heart the seat of valvular disease, and over hydatid cysts. **t., presystolic,** a thrill which can sometimes be felt before the systole when the hand is placed over the apex-beat. **t., purring,** a thrill resembling that felt when the hand is placed on the back of a cat.

throat (*thrōt*) [AS., *throte,* throat]. 1. The anterior part of the neck. 2. The pharynx and larynx; the fauces. **t.-almond,** tonsil. **t.-cough,** a cough due to irritation of the pharynx apart from diseases of the respiratory tract, as from an elongated uvula. **t.-mirror.** See *laryngeal mirror.* **t., sore,** pharyngitis. **t., sore, clergyman's,** laryngitis caused by overuse through public speaking. **t.-ring,** Waldeyer's tonsillar ring

throb. A pulsation or beating.

throbbing (*throb'-ing*). A rhythmic beating. **t. aorta,** exaggerated pulsation of the abdominal aorta perceptible to the patient.

throe (*thro*). A violent pang, or pain, as in parturition.

thromballosis (*throm-bal-o'-sis*) [*thrombus;* ἀλλοίωσις, a change]. The changed condition caused by coagulation of the venous blood.

thrombase (*throm'-bās*). Thrombin.

thrombasthenia, hemorrhagic (*throm-bas-the'-ne-ah*). Synonym of *Werlhof's disease, q. v.*

thrombectomy (*throm-bek'-to-me*) [*thrombus;* ἐκτομή, excision]. Excision of a thrombus.

thrombin (*throm'-bin*) [*thrombus*]. The fibrin-ferment, the enzyme that causes coagulation of shed blood.

thrombo- (*throm-bo-*) [θρόμβος, a thrombus]. A prefix denoting pertaining to a thrombus.

thromboangiitis (*throm-bo-an-je-i'-tis*) [*thrombo-;* ἀγγεῖον, a vessel; ῖτις, inflammation]. Thrombosis with inflammation of the intima of a vessel. **t. obliterans,** inflammatory disease of the blood-vessels, of unknown origin, affecting all the coats of both arteries and veins.

thromboarteritis (*throm-bo-ar-ter-i'-tis*) [*thrombo-; arteritis*]. Inflammation of an artery associated with thrombosis.

thrombocystis (*throm-bo-sis'-tis*) [*thrombo-;* κύστις, a bladder]. The sac sometimes enveloping a thrombus.

thrombocyte (*throm'-bo-sīt*) [*thrombo-;* κύτος, a cell]. Same as *blood-platelet.*

thrombocytopenia (*throm-bo-si-to-pe'-ne-ah*) [*thrombocyte;* πένια, poverty]. Decrease in the number of blood platelets below normal.

thrombogen (*throm'-bo-jen*) [*thrombo-;* γεννᾶν, to produce]. The substance which, when activated by thrombokinase, becomes the fibrin-ferment, thrombin.

thrombogenic (*throm-bo-jen'-ik*) [*thrombo-;* γεννᾶν, to produce]. 1. Producing thrombi. 2. Relating to thrombogen.

thromboid (*throm'-boid*) [*thrombo-;* εἶδος, like]. Resembling or having the nature of a thrombus

thrombokinase (*throm-bo-kin'-āse*). An activating substance capable of transforming thrombogen into thrombin.

thrombolymphangitis (*throm-bo-lim-fan-ji'-tis*) [*thrombo-; lymphangitis*]. Lymphangitis, with thrombosis.

thrombopenia (*throm-bo-pe'-ne-ah*) [*thrombo-;* πενία, poverty]. Same as purpura hæmorrhagica, *q. v*

thrombophlebitis (*throm-bo-fleb-i'-tis*) [*thrombo-, phlebitis*]. Inflammation of a vein associated with thrombosis.

thromboplastic (*throm-bo-plas'-tik*) [*thrombo-;* πλάσσειν, to form]. Causing or hastening the coagulation of the blood.

thromboplastin (*throm-bo-plas'-tin*) [*thrombo-;* πλάσσειν, to form]. A substance found in the tissues which causes the blood to coagulate.

thrombosed (*throm'-bōsd*). 1. Affected with thrombosis. 2. Clotted.

thrombosin (*throm'-bo-sin*). One of the products of the cleavage of fibrinogen by acetic acid; it is a proteid body which passes into fibrin in the presence of soluble calcium salts.

thrombosis (*throm-bo'-sis*) [*thrombus*]. The formation of a thrombus. **t., atrophic,** that due to general malnutrition. **t., cardiac,** thrombosis of the heart. **t., coagulation,** that caused by fibrin coagulation. **t., compression,** that due to compression of a vessel, as by a tumor. **t., dilatation,** that which results from the slowing of the blood current next to the vessel-walls as the result of dilatation of a vessel (as in aneurysms, varices) or of the heart. **t., Lancereaux's law of,** marantic thromboses always occur at the points where there is the greatest tendency to stasis; that is where the influence

of the cardiac propulsion and of thoracic aspiration is least. **t., marantic.** Same as *t., atrophic.* **t., marasmic.** Same as *t., atrophic.* **t. placental,** that of the uterine veins of the site of the placenta. **t., plate.** See *thrombus, autochthonous.* **t., puerperal venous,** puerperal thrombosis of the uterine veins.

thrombostasis (*throm-bo-sta'-sis*) [*thrombo-; stasis*]. Stasis of blood leading to formation of a thrombus.

thrombotic (*throm-bot'-ik*) [*thrombosis*]. Pertaining to or produced by thrombosis.

thrombus (*throm'-bus*) [θρόμβος, a clot: pl.; *thrombi*]. A clot of blood formed within the heart or blood-vessels due usually to a slowing of the circulation or to alteration of the blood or vessel-walls. **t., annular,** one that involves the whole circumference of the vessel but does not entirely occlude it. **t., antemortem,** the white thrombi in the heart and large vessels formed before death. **t., autochthonous.** Same as *t. blood-plate.* **t., ball,** a small or large, rounded, antemortem clot found in the heart, especially in the auricles. **t., blood-plate,** that ascribed by Eberth to agglutination of blood-plates. **t., currant-jelly,** a soft, reddish post-mortem clot. **t., Laennec's,** a globular thrombus formed in the heart, especially in cases where the latter is the seat of fatty degeneration. **t., lateral,** a clot attached to the vessel-wall, and not obstructing the lumen completely. **t. neonatorum.** Same as *cephalhematoma.* **t., obstructing,** one completely obstructing the lumen of the vessel. **t., parietal,** or **valvular,** one adherent to the wall of a vessel or the heart and not entirely occluding the vessel. **t., progressive,** one that grows into the lumen of the vessel. **t., stratified,** one in which there are successive layers of fibrinous deposit and of varying color. **t. vulvæ, t. vaginæ,** hematoma of the labium pudendi majus. **t. white.** See *t., antemortem*

throphleol (*throf'-le-ol*). A 50% solution of erythrophleine sulphate in eugenol, used as a dental obtundent.

throttle (*throt'-l*). 1 The throat. 2. To choke; to suffocate

through-drainage. A method of drainage in which a perforated tube is carried through the cavity to be drained, so that the latter can be flushed through and through by the injection of fluid into one end of the tube.

through-illumination. Transillumination.

throwback (*thro'-bak*). 1 To show reversion in characters to those of the offspring of a previous sire or to those of the first sire. See *infection* (2), *telegony, reversion.*

thrush. A form of stomatitis due to a specific fungus. *Oidium albicans* or *Saccharomyces albicans,* and characterized by the presence of diffuse white patches. It occurs especially in weakly children, but may affect adults depressed by wasting diseases. Syn. *Parasitic stomatitis, mycotic stomatitis, mugnet, soor, stomatomycotis, aphtha, (q. v.) sprue.* 2. A diseased condition of the frog of the horse's foot, with a foul-smelling discharge.

thrypsis (*thrip'-sis*) [θρύψις, a crushing]. A comminuted fracture.

Thudichum's test (*too'-de-koom*) [Johann Ludwig Wilhelm *Thudichum,* German physician, 1829–1901]. *For creatinine:* a dilute solution of ferric chloride is added to the suspected fluid; the presence of creatinine is shown by a dark red color which is increased by warming.

Thuja (*thū'-jah*). A genus of trees of the order *Coniferæ. T. occidentalis* or arbor vitæ has been used in intermittent fever, rheumatism, scurvy, and as an emmenagogue. **t., oleum,** a volatile oil of camphoraceous odor, composed of thujol and terpene. Dose, ℞ j–v.

thujetin (*thū'-jet-in*). A dissociation: product of thujin by prolonged heating with sulphuric acid. A yellow crystalline powder similar to quercitrin, soluble in alcohol and ether.

thujin (*thū'-jin*). A glucoside similar to quercitrin found in *Thuja occidentalis.*

thujol (*thū'-jol*). An oily liquid, the chief constituent of *Thuja occidentalis.* It increases the blood-pressure and has antipyretic properties.

thujone (*thū'-jōn*). A colorless oily ketone, which causes the symptoms found in absinthism.

thulium (*thū'-le-um*) [*Thule,* northland]. An element occurring in some rare metals; symbol Tm; atomic weight, 168.5. See *elements, table of.*

thumb (*thum*). The digit on the extreme radial side of the hand, differing from the other digits in having but two phalanges, and in that its metacarpal bone is separately movable. **t.-exercise.** See under *exercise.* **t.-lancet,** a lancet with a broad pointed extremity and a double cutting edge. **t.-marks,** an impression made by the thumb. **t., stub-.** See *stub-thumb.*

thumps. An affection in the horse, identical with hiccough in man, due to spasmodic action of the diaphragm.

thunder-struck disease. Synonym of *apoplexy.*

thus [L., *gen., thuris,* "incense"]. 1. True frankincense or olibanum. 2. Turpentine of pinetrees

thuya (*thū'-yah*). See *thuja.*

thuyol. See *thujol.*

thuyone. See *thujone.*

thylacitis (*thi-las-i'-tis*) [θυλάκιον, a little bag]. Inflammation of the sebaceous glands. Acne rosacea

thyma (*thi'-mah*). A corruption of ecthyma and also of thymion.

thymacetin (*thi-mas'-et-in*) [*thyme; acetum,* vinegar], $C_6H_3(CH_3)(C_3H_7)(OC_2H_3)NH(C_2H_3O)$. A derivative of thymol used as an antineuralgic. Dose 3–15 gr. (0.2–1.0 Gm.).

thymasthma (*thi-maz'-mah*). See *thymic asthma.*

thyme (*tīm*) [θύμον, thyme]. The genus *Thymus,* of the order *Labiatæ. Thymus vulgaris* yields a volatile oil in which are found *cymene, thymene,* and *thymol.* **t., oil of** (*oleum thymi,* U. S. P.), a volatile oil distilled from the leaves and tops of *Thymus vulgaris;* often mismaned oil of origanum. Dose 3 min. (0.2 Cc.).

thymectomize (*thi-mek'-to-mīz*) [*thymectomy*]. To excise the thymus gland.

thymectomy (*thi-mek'-to-me*) [*thymus;* ἐκτομή, excision]. Excision of the thymus.

thymegol (*thi-me'-gol*). An antiseptic and emetic forming a red-brown powder; said to be a parasulphonic derivative of potassium, thymol, and mercury.

thymelcosis (*thi-mel-ko'-sis*) [*thymus;* ἕλκωσις, ulceration]. Ulceration of the thymus gland.

thymene (*ti'-mēn* or *thi'-mēn*) [*thyme*]. A hydrocarbon existing in oil of thyme.

thymhydroquinone (*thim-hi-dro-kwin'-ōn*). A reduction product of thymoquinone.

thymic (*thi'-mik,* also for first definition, *ti'-mik*) [*thyme; thymus*]. 1. Pertaining to or contained in thyme. 2. Pertaining to the thymus gland. **t. acid,** thymol. **t. asthma,** a form of laryngis-

mus stridulus consisting in a temporary suspension of respiration, attributed to enlargement of the thymus. **t. death,** sudden death, occurring in status lymphaticus.

thymicolymphatic (*thi-mik-o-lim-fat'-ik*). Pertaining to the status lymphaticus.

thymin (*thi'-min*), $C_5H_6N_2O_2$. A crystalline body obtained by boiling nucleic acid from the thymus gland of the calf with dilute sulphuric acid.

thyminol (*ti'-min-ol*). An antiseptic liquid said to be a solution of thymol, eucalyptol, menthol, *Baptisia*, benzoic, boric, and salicylic acids.

thymiodide (*thi-mi'-o-did*). Thymol iodide.

thymoidin (*thi'-moi-din*). A hormone of the thymus gland.

thymi oleum. The volatile oil of garden thyme; it is important as a source of thymol. It has the general properties of the terpenes and mints; it is often sold as oil of marjoram, which it resembles.

thymion (*thi'-me-on*) [*θύμιον*]. A wart; a condyloma.

thymiosis (*thi-me'-o-sis*) [*thymion*]. 1. Yaws. 2. A condition associated with the formation of warty growths.

thymitis (*thi-mi'-tis*) [*thymus; ῖτις*, inflammation]. Inflammation of the thymus gland.

thymocyte (*thi'-mo-sit*) [*thymus; κύτος*, cell]. A lymphocyte formed in the thymus gland.

thymoform (*thi'-mo-form*). A reaction-product of thymol and formaldehyde, used as are iodoform and dermatol.

thymohydroquinone (*thi-mo-hi-dro-kwin'-ōn*). A substance occurring in the urine after the ingestion of thymol.

thymokesis (*thi-mo-ke'-sis*). Persistence or enlargement of the thymus gland in an adult.

thymol (*ti'-mol* or *thi'-mol*) [*thyme; oleum*, oil], $C_{10}H_{13}.HO$. A phenol derived from the volatile oils of *Thymus vulgaris*, *Monarda punctata*, and *Carum ajowan*. It is a crystalline solid, melting at 44° C., very slightly soluble in water, and is used as a local antiseptic and deodorant in ulcers, leukorrhea, and stomatitis, as an intestinal antiseptic, and as an anthelmintic. Dose 1–2 gr. (0.065–0.13 Gm.). **t. camphor.** See *camphor*. **t. carbonate,** recommended as preferable to thymol in uncinariasis. Dose 30 gr. (2 Gm.). Syn., *thymotol*. **t. chlormethyl-salicylate,** a condensation product of thymol and chlormethyl salicylic acid. Antiseptic. **t. gauze,** contains 1% of thymol. **t. inhalation,** thymol gr. xx, alcohol ʒ iij, magnesium carbonate gr. x, water ad ʒ iij; add a teaspoonful to a pint of water. **t. iodide.** Same as *aristol*. **t. salicylate,** $C_{10}H_{13}O.C_7H_5O_3$, an intestinal antiseptic. **t. solution,** for spraying, 1.1000. **thymol solution (Volkmann's),** thymol 1, alcohol 20, glycerin 20; dissolve and add to water 1000. It is used as a spray and antiseptic lotion; it does not produce eczema, as carbolic lotions do. **t. urethane,** a compound of thymol and thymol carbonic ester forming colorless crystals insoluble in water; used as an anthelmintic.

thymolize (*thi'-mol-iz*). To treat with thymol.

thymoloform (*thi-mol'-o-form*). Thymoform.

thymolol (*thi'-mol-ol*). Thymol iodide; aristol.

thymolysin (*thi-mol'-is-in*) [*thymus; λύσις*, a dissolution]. An antibody which kills or injures cells of the thymus gland.

thymoma (*thi-mo'-mah*) [*thymus; ὄμα*, a tumor]. A tumor composed of thymic tissue.

thymopathy (*thi-mop'-ath-e*). 1. [*thymus; πάθος*, suffering]. Any disease of the thymus gland. 2. [*θυμός*, the mind; *πάθος*, suffering]. Mental disorder.

thymopexy (*thi'-mo-peks-e*). The fixing of an enlarged thymus gland to an incision.

thymoprivic (*thi-mo-priv'-ik*). Thymoprivous.

thymoprivous (*thi-mop'-riv-us*) [*thymus; privus*, bereft of]. Pertaining to or caused by removal or premature atrophy of the thymus.

thymoprivus (*thi-mo-pri'-vus*) [*thymus; privus*, deprived of]. Thymoprivous.

thymotal (*ti'-mo-tal*). Thymol carbonate.

thymotol (*thi'-mo-tol*). See *thymol carbonate*.

thymotropism (*thi-mot'-ro-pizm*) [*thymus; τροπή*, a turning]. The form of endocrine type in which the thymus is predominant.

thymoxalme (*thi-moks-al'-me*) [*thyme; ὀξύς*, sharp; *ἅλς*, salt]. Mixture of thyme, vinegar, and salt.

thymozone (*thi'-mo-zōn*). A combination of *Eucalyptus globulus*, *Thymus vulgaris*, and *Pinus sylvestris*, with benzoic, boric, and salicylic acids. A nonirritating compound used as an internal antiseptic and externally as is phenol.

thymuin (*thi'-mū-in*) A trade preparation containing thymus adrenals, steapsin, sodium cacodylate, and nascent ferrous carbonate.

thymus (*thi'-mus*). 1. An organ situated in the anterior superior mediastinum. It continues to develop until the second year of life, afterward remains stationary until about the fourteenth, and then undergoes fatty metamorphosis and atrophy. The thymus consists of lobules largely composed of lymphadenoid tissue in which minute concentric bodies, the corpuscles of Hassal, are found. The latter are remnants of epithelial structures. 2. A genus of labiate plants. See *thyme*. **t. death,** sudden death assumed to be due to enlargement of the thymus gland.

thyraden (*thi'-ra-den*). See *thyroidin*.

thyrasthenia (*thi-ras-the'-ne-ah*) [*thyroid; ἀσθένεια*, weakness]. A neurasthenic condition due to lack of thyroid secretion

thyrein (*thi'-re-in*). See *iodothyrin*.

thyremphraxis (*thi'-rem-fraks'-is*) [*thyroid; ἔμφραξις*, stoppage]. Lessened or abolished function of the thyroid gland.

thyreo- (*thi-re-o-*). See *thyro-*.

thyreoadenitis. See *thyroadenitis*.

thyreoantitoxin. See *thyroantitoxin*.

thyreoaplasia congentia (*thi-re-o-ap-la'-ze-ah con-jen'-ti-ah*) [*thyroid; ἀ*, priv.; *πλάσις*, a mould]. Anomalies found in congenital defects of the thyroid gland and in deficient thyroid secretion.

thyreocele. See *thyrocele*.

thyreochondrotomy. See *thyrochondrotomy*.

thyreocricotomy. See *thyrocricotomy*.

thyreoepiglottideus. Thyroepiglottideus muscle. See under *muscles*.

thyreogenic (*thi-re-o-jen'-ik*). Thyrogenous.

thyreohyoideus. See *thyrohyoid*.

thyreoid (*thi'-re-oid*). See *thyroid*.

thyreoidectin (*thi-re-oi-dek'-tin*). Trade name of a preparation derived from the blood of animals from whom the thyroid gland has been removed; used in thyroid hypersecretion.

thyreoidectomy. See *thyroidectomy*.

thyreoidin. See *thyroidin*.

thyreoiditis. See *thyroiditis*.

thyreoidotomy. See *thyroidotomy*.

thyreoitis. See *thyroiditis*.

thyreolytic (*thi-re-o-lit'-ik*). Causing destruction of thyroid gland cells.

thyreoncus. Same as *thyrocele.*

thyreophyma. See *thyrophyma.*

thyreoprivic (*thi-re-o-priv'-ik*). Thyreoprivus.

thyreoprivous (*thi-re-o-pri'-vus*). Thyreoprivus.

thyreoprivus. See *thyroprivus.*

thyreoprotein. See *thyroprotein,* and *thyroantitoxin.*

thyreosis (*thi'-re-o-sis*). See *thyrosis.*

thyreotherapy. See *thyrotherapy.*

thyreotomy. See *thyrotomy.*

thyreotoxin. See *thyrotoxin*

thyresol (*thi'-res-ol*). Trade name of the methyl ester of santal oil; used in gonorrhea and allied affections.

thyrine (*thi'-rēn*). Proposed name for the active principle of the thyroid gland.

thyro- (*thi-ro-*) [θυρεός, a shield, and hence, from similarity of shape and function, the thyroid gland ar cartilage]. A prefix signifying relationship to the thyroid gland.

thyroadenitis (*thi-ro-ad-en-i'-tis*) [*thyroid;* ἀδήν, gland; ῖτις, inflammation]. Inflammation of the thyroid gland.

thyroantitoxin (*thi-ro-an-te-toks'-in*) [*thyro-; antitoxin*]. 1. $C_6H_{11}N_3O_6$. A proteid constituent of the thyroid gland. 2. A preparation of the thyroid gland used in exophthalmic goiter, bronchocele, etc Dose 2 gr. (0.13 Gm.) daily.

thyroarytenoid (*thi-ro-ar-it'-en-oid*) [*thyro-; arytenoid*]. Pertaining to the thyroid and arytenoid cartilages, as the *thyroarytenoid* ligaments, *thyroarytenoid* muscle (*thyroarytenoideus*).

thyrocele (*thi'-ro-sēl*) [*thyro-;* κήλη, a tumor]. A tumor affecting the thyroid gland; goiter.

thyrochondrotomy (*thi-ro-kon-drot'-o-me*) [*thyro-,* χόνδρος, cartilage; τέμνειν, to cut]. Incision of the thyroid cartilage.

thyrochrom (*thi'-ro-krōm*). An alcoholic extract of the thyroid gland of the calf.

thyrocolloid (*thi-ro-kol'-oid*). A proprietary preparation of the thyroid glands of sheep.

thyrocricotomy (*thi-ro-kri-kot'-o-me*) [*thyroid; cricotomy*]. Tracheotomy performed through the cricothyroid membrane.

thyrodyl (*thi'-ro-dil*). Trade name of a preparation containing thyroid, pituitary, and adrenal glands.

thyroepiglottic (*thi-ro-ep-e-glot'-ik*) [*thyro-; epiglottis*]. Pertaining to the thyroid cartilage and the epiglottis, as the *thyroepiglottic* muscle (*thyroepiglottideus*).

thyrogenous (*thi-roj'-en-us*) [*thyro-;* γεννᾶν, to produce]. Originating in the thyroid gland.

thyroglandin (*thi-ro-gland'-in*). A compound of iodoglobulin and thyroidin, in the form and proportion in which they exist in the thyroid gland. Dose 3–5 gr. (0.19–0.32 Gm.) for myxedema and obesity.

thyroglobulin (*thi-ro-glob'-ū-lin*). The iodine-proteid of the thyroid secreted by it and lodged in the colloid substance.

thyroglossal (*thi-ro-glos'-al*) [*thyro-;* γλῶσσα, tongue]. Pertaining to the thyroid and the tongue. **t.-duct,** a fetal passage between the thyroid gland and the tongue.

thyrohyal (*thi-ro-hi'-al*). See *thyrohyoid.*

thyrohyoid (*thi-ro-hi'-oid*) [*thyro-; hyoid*]. Pertaining to the thyroid cartilage and hyoid bone, as the *thyrohyoid* membrane. See under *muscles.*

thyroid (*thi'-roid*) [θυρεός, shield; εἶδος, like]. 1. Shield-shaped. 2. Pertaining to the thyroid gland. 3. Pertaining to the thyroid cartilage. 4. Pertaining to the thyroid foramen. 5. The thyroid gland. **t. accessory,** an outlying portion of thyroid. **t. axis.** See *arteries, table of.* **t. body.** See *t. gland.* **t. cartilage,** the largest of the laryngeal cartilages, united at an angle in front called the pomum adami. **t. extract.** See under *t. gland.* **t. foramen.** See *foramen, thyroid.* **t. gland,** one of the so-called ductless glands, lying in front of the trachea, and consisting of two lateral lobes, connected centrally by an isthmus. The organ is composed of follicles lined by epithelium, producing a peculiar colloid material. The function of the organ is not definitely known, but it is supposed to be the production of some substance necessary to the body—an internal secretion that may counteract poisons produced in the system. Hypertrophy of the gland (goiter) is sometimes associated with a peculiar disease known as exophthalmic goiter; absence of the gland leads to cretinism or myxedema. An extract prepared from the thyroid gland of animals (*thyroid extract*) and other preparations of the gland are used medicinally. See *organotherapy.* **t. therapy,** the treatment of disease by the administration of thyroid-extract.

thyroidectin (*thi-roi-dek'-tin*). Trade name of a substance prepared from the blood of thyroidectomized animals; it has been used in exophthalmic goiter in 5 gr. doses.

thyroidectomized (*thi-roid'-ek-tom-īzd*). See *thyroprival.*

thyroidectomy (*thi-roi-dek'-to-me*) [*thyroid;* ἐκτομή, excision]. Excision of the thyroid gland.

thyroidin (*thi-roi'-din*) [*thyroid;* εἶδος, like]. A proprietary lactose trituration of dried extract of thyroid gland; one part represents two parts of fresh gland. It is an alterative used in myxedema, struma, and psoriasis. Dose 15–24 gr. (1.0–1.5 Gm.) daily.

thyroiodinine (*thi-ro-i'-o-din-ēn*). Iodothyrin.

thyroidism (*thi'-roid-izm*). 1. Disturbances produced by hypertrophy of the thyroid gland. 2. A series of phenomena due to continued use of thyroid preparations. 3. Disturbances due to removal of the thyroid.

thyroiditis (*thi-roi-di'-tis*) [*thyroid,* ῖτις, inflammation]. Inflammation of the thyroid gland.

thyroidization (*thi-roid-i-za'-shun*). Treatment with thyroid gland preparations

thyroidotomy (*thi-roi-dot'-o-me*) [*thyroid;* τομή, a cutting]. Incision of the thyroid gland.

thyroidotoxin (*thi-roid-o-toks'-in*). A substance specifically toxic for the cells of the thyroid gland.

thyroigenous (*thi-roi'-jen-us*). Originating in disturbances of the thyroid gland.

thyroiodine (*thi-ro-i'-od-in*). A substance found principally combined with a proteid, but also free in the thyroid gland. Syn., *iodothyrin.*

thyrolaryngeal (*thi-ro-lar-in'-je-al*). Relating to the larynx and the thyroid body.

thyrolingual (*thi-ro-ling'-gwal*). Relating to the thyroid and the tongue; thyroglossal.

thyrolytic (*thi-ro-lit'-ik*) [*thyroid;* λύσις, dissolution]. Destruction of thyroid tissue.

thyron (*thi'-ron*). Trade name of a substance prepared from pigs' thyroids.

thyroncus (*thi-ronk'-us*) [*thyroid;* ὄγκος, tumor]. Same as *thyrocele.*

thyronucleoalbumin (*thi-ro-nū-kle-o-al-bū'-min*). A nucleoalbumin found in the thyroid gland.

thyropalatine (*thi-ro-pal'-at-in*). Pertaining to the palatopharyngeus muscle.

thyroparathyroidectomy (*thi-ro-par-ah-thi-roi-dek'-to-me*) [*thyroid; parathyroid;* ἐκτομή, excision]. Excision of the thyroid and parathyroid glands.

thyropenia (*thi-ro-pe'-ne-ah*) [*thyro-;* πένια, poverty]. Diminished thyroid activity with no clinical symptoms.

thyrophyma (*thi-ro-fi'-mah*) [*thyro-;* φύμα, a tumor]. Enlargement of the thyroid gland.

thyroprival (*thi-ro-pri'-val*) [*thyro-; privare*, to deprive]. Due to loss of function or removal of the thyroid gland.

thyroprivus (*thi-ro-pri'-vus*) [*thyroprival*]. 1. Deprived of the thyroid gland. 2. A morbid condition due to loss of the thyroid gland

thyroprotein (*thi-ro-pro'-te-in*). 1. An albumin from the thyroid gland. 2. A toxic protein from the thyroid gland.

thyroptosis (*thi-rop-to'-sis*) [*thyro-;* πτῶσις, a falling]. Displacement of a goitrous thyroid so as to be concealed in the thorax.

thyrosis (*thi-ro'-sis*). Any disorder caused by abnormal function of the thyroid gland.

thyrotherapy (*thi-ro-ther'-ap-e*) [*thyroid; therapy*]. Treatment of disease by thyroid gland preparations.

thyrotomy (*thi-rot'-o-me*) [*thyro-;* τομή, a cutting] Incision or splitting of the thyroid cartilage.

thyrotoxic (*thi-ro-toks'-ik*). Pertaining to thyrotoxin.

thyrotoxicosis (*thi-ro-toks-ik-o'-sis*) [*thyroid;* τόξικον, a poison] 1. Poisoning by thyroid secretion. 2. Exophthalmic goiter.

thyrotoxin (*thi-ro-toks'-in*). A cytotoxin obtained by injection of emulsion of thyroid glands.

thyrotrope (*thi'-ro-trōp*). A person who has a thyroid type of constitution.

thyrotropic (*thi-ro-trop'-ik*). Pertaining to thyrotropism.

thyrotropism (*thi-rot'-ro-pizm*) [*thyro-;* τρόπος, a turning]. A form of endocrine classification in which the thyroid gland exerts the chief influence.

thyroxin(e) (*thi-roks'-in*) [*thyroxy; indol*]. The iodine compound occurring in the thyroid gland; it is also prepared synthetically.

thyrsus (*thur'-sus*) [θύρσος, a stalk]. The penis.

Ti. Chemical symbol of titanium.

tibia (*tib'-e-ah*) [L., "shin"]. The larger of the two bones of the leg, commonly called the shinbone, articulating with the femur, fibula, and astragalus.

tibiad (*tib'-e-ad*) [*tibia; ad*, to]. Toward the tibial aspect.

tibiæus (*tib-e-e'-us*). Tibialis.

tibial (*tib'-e-al*) [*tibia*]. 1. Pertaining to or in relation with the tibia, as the *tibial* muscle (*tibialis*), *tibial* artery, *tibial* nerve. 2. Referring to the inner or medial border of the leg.

tibiale posticum (*tib-e-a'-le-pōs'-tik-um*). A sesamoid bone in the tendon of the tibialis posticus muscle.

tibialgia (*tib-e-al'-je-ah*) [*tibia;* ἄλγος, pain]. Pain in the tibia; painful shin; supposed to be due to malnutrition.

tibialis (*tib-e-a'-lis*). 1. Tibial; pertaining to the tibia. 2. A muscle connected with the tibia. See *muscles, table of.*

tibien (*tib'-e-en*) [*tibia*]. Belonging to the tibia in itself.

tibio- (*tib-e-o-*) [*tibia*]. A prefix meaning pertaining to the tibia.

tibiocalcanean (*tib-e-o-kal-ka'-ne-an*) [*tibio-; calcaneus*]. Pertaining to the tibia and the calcaneus.

tibiofemoral (*tib-e-o-fem'-or-al*) [*tibio-; femur*]. Pertaining to the tibia and the femur.

tibiofibular (*tib-e-o-fib'-ū-lar*) [*tibio-; fibula*]. Pertaining to the tibia and the fibula.

tibionavicular (*tib-e-o-nav-ik'-ū-lar*) [*tibio-; navicula*, a boat]. Relating to the tibia and the navicular or scaphoid bone of the tarsus.

tibioperoneal (*tib-e-o-per-o-ne'-al*) [*tibio-; peroneus*]. Same as *tibiofibular*.

tibioscaphoid (*tib-e-o-skaf'-oid*). Same as *tibionavicular*.

tibiotarsal (*tib-e-o-tar'-sal*) [*tibio-; tarsus*]. Pertaining to the tibia and the tarsus.

tic (*tik*) [Fr.]. A twitching, especially of the facial muscles. **t. convulsif, t., convulsive,** spasm of the facial muscles. **t. douloureux,** neuralgia of the trifacial nerve. **t. impulsive.** Same as *Gilles de la Tourette's disease.* **t., painless,** the occurrence, at intervals, of sudden rapid involuntary contraction in a muscle or group of muscles. **t. rotatoire,** or **t. giratoire,** spasmodic torticollis, spinal accessory spasm: a spasm of certain muscles by which the head and neck are forcibly rotated to one side or from one side to the other.

tick (*tik*). A name applied to several species of *Acarus.* **t. fever.** 1. Texas fever 2. Rocky Mountain spotted fever. 3. African relapsing fever.

tickle (*tik'-l*). To touch so as to cause a peculiar sensation (tickling or titillation), usually associated with laughing and reflex muscular movements.

Ticorea (*ti-ko'-re-ah*). A genus of rutaceous plants of S. America. The bark of *T. febrifuga* is used in fevers; other species also are medicinal.

ticpolonga (*tik-po-long'-gah*). The cobra manil; a venomous serpent of Ceylon.

tictology (*tik-tol'-o-je*) [τίκτω, I bring forth; λόγος, discourse]. Obstetrics.

ticuna (*ti-kū'-nah*). A powerfully convulsant arrow poison of S. American origin and of unknown derivation.

t. i. d. An abbreviation for the Latin *ter in die*, three times a day.

tidal air. See under *respiration.* **t. breathing,** Cheyne-Stokes respiration. **t. wave.** See *wave, tidal.*

tide (*tīd*). A definite period of time. **t., acid,** a transient condition of increased acidity of the urine, sometimes seen after fasting. **t., alkaline,** the transient condition of alkalinity of the urine, occurring during digestion, when by reason of the determination of acid to the stomach there is a diminution of the acid salts secreted by the kidney.

Tidy's test for albumin in the urine (*ti'-de*) [Charles Meymott *Tidy*, English physician, 1843–1892]. Phenol and acetic acid, or phenol and alcohol will cause a white precipitate if albumin is present.

Tiedemann's glands (*te'-de-man*) [Friedrich *Tiedemann*, German anatomist, 1781–1861]. See *Bartholin, glands of.* **T.'s nerve,** a plexus of delicate nerve-fibers derived from the ciliary nerves, and surrounding the central artery of the retina.

tiger-lily appearance. The speckled appearance of the myocardium observed in pernicious anemia.

tiglic aldehyde (*tig'-lik al'-de-hīd*). See *croton aldehyde.*

tiglium (*tig'-le-um*). A plant, *Croton tiglium*, of the order *Euphorbiaceæ.* It contains a fixed oil.

tiglii, oleum (U. S. P.), croton oil (*oleum crotonis*, B. P.); a powerful local irritant, and used, locally, as a counterirritant in gout, rheumatism, neuralgia, glandular swellings, etc. It is an active purgative, especially useful when a prompt effect is desired, as in mania, coma, etc. Dose 1 or 2 drops (0.065–0.13 Cc.).

tigretier (*te-gra-te-a'*) [Fr.]. A form of tarentism due to the bite of a poisonous spider.

tigroid (*ti-groid'*) [τιγροειδής, spotted]. A term applied to chromophil corpuscles. **t. bodies, t. masses.** See *Nissl's bodies*.

tigrolysis (*ti-grol'-is-is*). Disintegration of the tigroid masses in a cell.

Tilia (*til'-e-ah*) [L.]. A genus of exogenous trees—the linden or basswood.

tiliacin (*til-i'-as-in*). A glucoside found in the leaves of the linden tree (*tilia*).

Tillaux-Phocas' disease (*te-lo'*) [Paul Jules *Tillaux*, French surgeon, 1834–1904]. See *Phocas' disease*.

tilletia (*til-e-she'-ah*) [L.]. A genus of ustilagineous fungi.

tilma (*til'-mah*). Lint.

tilmus (*til'-mus*) [τιλμός, a pulling]. Carphology.

timbre (*tam'-br*) [Fr.]. The peculiar quality of a tone, other than pitch and intensity, that makes it distinctive. It depends upon the overtones of the vibrating body.

time. The duration of an event or phenomenon. **t., inertia,** in the stimulation of a muscle or sense-organ the latent time required to overcome the inertia of the muscle or organ after the reception of the stimulus through the nerve. **t., persistence.** See under *persistence*. **t., reaction,** that required for the conduction of a sensory impulse of the center, combined with that of the duration of the perception, of the direction of attention (apperception), of the voluntary impulse, and of the return of a motor impulse to the muscles, with their consequent activity. **t., recognition,** the time required for the recognition of the kind of stimulus after its application. **t.-sense,** the perception of the lapse of time.

Timme's syndrome (*tim'-e*) [Walter *Timme*, American physician]. This is a pluriglandular compensatory syndrome which begins as status hypoplasticus and progresses through four stages to spontaneous cure in many cases. This cure is established by virtue of compensatory overactivity on the part of certain units of the internal glandular system, notably, the pituitary and adrenal glands, to overcome the inadequacies on the three levels, psychic, structural and vegetative, that exist in status hypoplasticus. The symptoms are largely characterized by signs of overactivity of the compensatory mechanism, such as bi-temporal headache; abnormal growth, and other signs of *pituitary* involvement; and a gradual rise of blood pressure and cessation of fatigue, with improvement in the biochemical status of the patient by virtue probably of *adrenal* compensatory effort.

tin. A silvery-white, metallic, malleable element, having a specific gravity of 7.25, an atomic weight of 119, an atomicity of two or four. Symbol Sn, from the Latin *stannum*. **t. chloride,** stannous chloride, $SnCl_2 + 2H_2O$, is used as a reagent. **t., precipitated** (galvanically), recommended as a vermifuge against tape-worm. Dose 9 gr. (0.5 Gm.) every fifteen minutes until five or six doses have been taken.

tincæ, os (*ting'-ke*) [L. "the tench's mouth"]. An old name for the os uteri.

tincal (*ting'-kal*). Crude or native borax.

tinct. An abbreviation of *tinctura*, tincture.

tinctable (*tink'-tab-l*). Tingible; stainable.

tinction (*ting'-shun*) [*tingere*, to dye]. A staining material. A tint. The process of staining.

tinctorial (*ting-to'-re-al*) [*tingere*, to dye]. Pertaining to staining or dyeing.

tinctura (*ting-tū'-rah*) [L.; gen. and pl., *tincturæ*]. Tincture.

tincturation (*ting-tū-ra'-shun*) [*tinctura*, tincture]. The preparation of a tincture; the treatment of a substance in such a way as to make a tincture from it

tincture (*tingk'-tūr*) [*tinctura*, from *tingere*, to tinge]. 1. A solution of the medicinal principles of a substance in a fluid other than water or glycerol. 2. Specifically, an alcoholic solution of a medicinal substance. **t., ammoniated,** one made with ammoniated alcohol. **t., ethereal,** one made with ether. **t.s of fresh herbs** (*tincturæ herbarum recentium*, U. S. P.), prepared by macerating fresh herbs with alcohol.

tine (*tīn*). A slender, pointed instrument, used by dentists.

tinea (*tin'-e-ah*) [L., "a moth; a worm"]. Ringworm; a generic term applied to a class of skin diseases caused by parasitic fungi, formerly applied to many spreading cutaneous diseases. **t. amiantacea, t. asbestina,** seborrhea of the scalp in which the crusts resemble asbestos. **t. axillaris,** ringworm of the axilla. **t. barbæ.** Same as *t. sycosis*. **t. capitis,** ringworm of the scalp. **t. circinata.** See under *t. trichophytina*. **t. corporis.** Same as *t trichophytina*. **t. cruris.** See under *t. trichophytina*. **t. decalvans,** alopecia areata. **t. favosa,** favus. **t. furfuracea,** seborrhœa sicca. **t. imbricata,** a disease occurring in the East Indies, and characterized by the formation of concentric scaly patches and intense itching Syn., *Bowditch Island ringworm; Tokelau ringworm*. **t. kerion,** a markedly inflammatory form of ringworm of the scalp (*tinea tonsurans*), giving rise to the formation of an edematous, boggy swelling discharging a mucoid secretion. **t. lupinosa.** Same as *t. favosa*. **t. nodosa,** a nodose condition of the hair of the mustache, accompanied by thickening, roughness, and fragility. **t. sycosis.** See under *t. trichophytina*. **t. tarsi,** blepharitis ulcerosa. **t. tonsurans.** See under *t. trichophytina*. **t. trichophytina,** ringworm, a spreading, contagious disease of the skin due to a vegetable fungus, the *Trichophyton*. On the non-hairy parts of the body (*tinea trichophytina corporis, tinea circinata*) it presents itself by spreading, scaly patches, tending to clear in the center. On the thighs and scrotum (*tinea trichophytina cruris*) it is apt to assume the appearance of eczema, hence it is also called *eczema marginatum*. The nails may be affected (*tinea trichophytina unguium*), becoming grayish, opaque, and brittle. On the scalp (*tinea trichophytina capitis, tinea tonsurans*) it forms rounded, grayish, slightly elevated, scaly patches, with brittleness and loss of the hair Ringworm of the bearded region (*tinea trichophytina barbæ, tinea sycosis*, parasitic sycosis, barber's itch) forms at first rounded, scaly patches, which soon become nodular and lumpy and tend to break down. **t. vera.** Synonym of *favus*. **t. versicolor,** a disease of the skin due to a vegetable parasite, *Micro-*

sporon furfur. It is characterized by brownish-yellow macules that coalesce to form extensive areas of eruption There is usually slight itching. C. W. Allen's iodine test is of value for the recognition of suspected areas; it consists in the application of iodine solution, preferably Lugol's (iodine, 5; potassium iodide, 10; water, 100). The diseased portion will stain deep brown or mahogany color, in contrast to the light-yellow coloration of healthy tissue.

tingibility (*tin-jib-il'-it-e*). The property of being tingible.

tingible (*tinj'-ib-l*) [*tingere*, to tinge]. Capable of being stained; stainable.

tingle (*ting'-gl*). A pricking or stinging sensation; the feeling of a slight, sharp, and sudden thrill, as of pain.

tinkling (*tink'-ling*). A chinking sound, heard over a pneumothorax or a large pulmonary cavity Syn., *metallic tinkling*.

tinnitus (*tin-i'-tus* or *tin'-it-us*) [*tinnire*, to tinkle]. A subjective ringing, roaring, or hissing sound heard in the ears. Syn., *tinnitus aurium*. **t., telephone**, a professional neurosis or abnormal nervous condition of the auditory apparatus, believed to be caused by the continual use of the telephone.

tintometer (*tint-om'-et-ur*) [*tint*; μέτρον, measure]. An instrument to measure the amount of coloring-matter in a liquid.

tintometric (*tin-to-met'-rik*). Pertaining to tintometry.

tintometry (*tin-tom'-et-re*). Estimation of the amount of coloring matter in a liquid.

tip. The point or summit of anything. **t.-foot**, talipes equinus; a variety of club-foot. **t., Woolner's**, the apex of the helix of the ear

tiqueur (*te-ker'*) [Fr.]. One exhibiting the clonic or tonic movements designated as tics

tire (*tīr*). 1. A sense of weariness and exhaustion; fag. 2. To pass a wire (as a tire around a wheel) around a fractured patella.

tireballe (*tēr-bal'*) [Fr. *tirer*, to draw; *balle*, ball]. An instrument for extracting bullets from a part. It resembles a corkscrew.

tirefond (*tēr-fon(g)'*) [Fr. *tirer*, to draw; *fond*, bottom]. An instrument for penetrating a cavity or tissue, transfixing and withdrawing foreign bodies, and usually made in the form of a gimlet.

tisane (*te-zan'*). Any decoction or beverage having slight curative or restorative qualities. See *ptisan*.

tisic (*tiz'-ik*). Phthisis.

tissue (*tish'-oo*) [Fr., *tissu*, from L., *texere*, to weave]. An aggregation of similar cells and fibers, forming a distinct structure, and entering as such into the formation of an organ or organism. **t., adenoid.** See *t., lymphadenoid*. **t., adipose**, fatty tissue, a form of connective tissue consisting of fat-cells lodged in the meshes of areolar tissue. **t., animal**, a general name for any of the textures which form the elementary structures of the body, and of which there are four classes: epithelial, connective, muscular and nervous. **t., areolar**, a form of connective tissue consisting of cells and delicate elastic fibers interlacing in every direction. **t., basement**, the tissue of the basement membrane. **t., cancellous**, the spongy tissue of bones. **t., cartilaginous.** See *cartilage*. **t., connective**, a general term for all those tissues of the body that support the essential elements or parenchyma. The most important varieties are adipose tissue, areolar tissue, osseous tissue, cartilaginous tissue, elastic tissue, fibrous tissue, lymphoid tissue. **t., corneous**, tissue found in the nails, hair, epidermis, etc. **t., dental.** See *dentine*. **t., elastic**, connective tissue composed of yellow elastic fibers. **t., embryonal connective.** See *t., mucoid*. **t., epithelial.** See *epithelium*. **t., erectile**, a spongy tissue that becomes expanded and hard when filled with blood. **t., fibrous connective**, there are three varieties; white fibrous, yellow elastic, and areolar, the variety depending upon the character of the fibers. The fibers are imbedded in a matrix or a soft, homogeneous material that contains mucin. **t. gelatinous**, mucous tissue. **t. glandular**, a form of epithelial tissue. **t., granulation.** See *granulation tissue*. **t., inflammatory**, tissue formed during inflammation. **t., interstitial connective.** See *t., areolar*. **t., intertubular**, the dense tissue of dentine. **t., lepidic.** See *lepidic*. **t., lymphadenoid, t., lymphoid**, a form of connective tissue in which reticular meshes contain lymphoid cells; it composes the greater part of the lymphatic glands and is found in the spleen, tonsils, and the alimentary mucosa. **t., mesenchymal**, the embryonic tissue from which the connective tissues are derived. **t., mucoid**, mucous, or gelatinous, connective tissue such as is present in the umbilical cord of the fetus. **t., mucous**, a connective tissue such as is present in the umbilical cord of the fetus. **t., muscular.** See *muscular tissue*. **t., nervous**, the intrinsic substance of a nerve or nerve-fiber. **t., osseous.** See *bone*. **t., parenchymal**, the areolar tissues that accompany vessels and nerves into the interior of organs and glands, giving them protection. **t. retiform**, adenoid tissue. **t., simple**, that having but one or two structural elements, *e. g.* blood, lymph, epithelium, connective tissue of cartilage and bone, and nervous and muscular tissues. **t., white fibrous**, a form of connective tissue consisting of exceedingly fine, inelastic, transparent filaments. This tissue forms the greater part of ligaments, tendons, fascia, sheaths of muscles, periosteum, etc. **t., yellow elastic**, a very elastic yellowish tissue predominating in the subflavous ligament, vocal bands, inner coats of blood-vessels, and the longitudinal coats of the trachea and bronchi

tit. The nipple. See *teat*.

titanium (*tit-a'-ne-um*) [Τιτάν, Titan]. A metal having a certain relationship to iron, chromium, and tin It is extremely infusible and will scratch glass. Its medicinal properties are little understood. See *elements, table of chemical*.

titer, titre (*te'-ter*) [Fr.]. A standard of fineness or strength.

titillation (*tit-il-a'-shun*) [*titillare*, to tickle]. The act of tickling; the sensation produced by tickling.

titration (*tit-ra'-shun*) [Fr., *titre*, standard of fineness]. Volumetric analysis by the aid of standard solutions.

titubation (*tit-ū-ba'-shun*) [*titubare*, to stagger]. A staggering gait seen especially in diseases of the cerebellum. **t., lingual**, stammering, stuttering.

tixol (*tiks'-ol*). A preparation of arsenic into which animals are dipped, to exterminate ticks.

Tizzoni's test (*tid-zo'-ne*) [Guido *Tizzoni*, Italian physician, 1853–]. For iron in the tissues: A section of the tissue is treated with a ½ % solution of potassium ferrocyanide and a ½ %

solution of hydrochloric acid. A blue color indicates the presence of iron.

Tl. Chemical symbol of *thallium.*

Tm. Chemical symbol of *thulium.*

Tn. Abbreviation of *normal intraocular tension.*

TNA. Abbreviation of tetranitranilin.

T. N. T. Abbreviation for *trinitrotoluene. q. v.*

TO. Abbreviation for original or old tuberculin. See *tuberculin.*

toadhead (*tōd-hed*). A kind of head sometimes found in certain so-called acephalous monsters.

toast water (*tōst*). Water in which toasted bread has been steeped; it is used as a beverage for invalids.

tobacco (*to-bak'-o*) [Sp., *tabaco*, tobacco] A plant, *Nicotiana tabacum*, of the order *Solanaceæ*, the dried leaves of which (*tabaci folia*, B. P.) contain a liquid alkaloid, *nicotine*, $C_{10}H_{14}N_2$. Nicotine is one of the most active poisons known Tobacco-smoke contains a series of bases, among which are pyridin, picolin, lutidin, parvolin, and others. Tobacco is used as a sedative in nearly all parts of the world, being smoked, chewed, or used as snuff. Its physiological action is that of a nauseant, antispasmodic, and depressant; it is also a local irritant. In medicine it has been employed as a relaxant in intestinal obstruction, being given in the form of an enema, but it is now rarely used. **t.-amblyopia,** amblyopia produced by the prolonged and excessive use of tobacco. **t.-heart,** an irritable state of the heart, characterized by irregular action and palpitation, produced by excessive indulgence in tobacco. **t., Indian.** See *lobelia.*

tobaccoism (*to-bak'-o-izm*). A morbid condition due to the use of tobacco.

tobaccosis (*to-bak-ko'-sis*). Tobaccoism.

Tobin's tubes. A method of ventilation of rooms by the introduction of air through tubes placed in the wall.

Tobold's apparatus (*to'-bōlt*) [Adelbert August Oskar *Tobold*, German laryngologist, 1827–] An illuminating apparatus with a movable reflector for use with the laryngoscope.

tocanalgine (*tok-an-al'-jēn*) [τόκος, birth; *ἀν*, priv ; ἄλγος, pain] A morphine derivative used for producing analgesia in childbirth.

tocodynamometer. See *tokodynamometer.*

tocograph. See *tokograph.*

tocology. See *tokology.*

tocomania. See *tokomania.*

tocometer (*tok-om'-et-er*). See *tokodynamometer.*

tocophobia. See *tokophobia.*

tocus. See *tokus.*

Todd's ascending process [Robert Bentley *Todd*, English physician, 1809–1860]. See *Scarpa's fascia.* **T.'s cirrhosis,** hypertrophic cirrhosis of the liver.

toddalia (*tod-a'-le-ah*). A genus of rutaceous plants. **t. aculeata,** of S. Asia, is a useful aromatic stimulant and tonic.

toddy (*tod'-e*) [Hindu, *tadi*, a palm tree]. 1. The fermented juice of the cocoa-nut palm, obtained by incision of the palm, and collected in pots hung to the trees under the cuts. It is then fermented and distilled. 2. A drink composed of sweetened spirits and water.

toe [AS., *tá*]. A digit of the foot. **t.-brace,** an appliance for correction of flat-foot and deformed toes. **t.-clonus,** contraction of the great toe on sudden extension of the first phalanx. **t.-drop,** inability to raise or extend the toes owing to paralysis of the muscles which dorsally flex the foot. **t., flexed, t., hammer-,** a claw-like permanent distortion of a toe in which it is abnormally flexed at the last joint, allowing the tip to rest on the ground while first joint is raised above proper level. **t., Morton's.** See *Morton's foot.* **t. reflex.** See *reflex, toe.*

Toepfer's test for free HCl in gastric contents (*tep'-fer*) [Alfred Eduard Franz *Toepfer*, German physician, 1858–]. A few drops of a 0.5 alcoholic solution of dimethylamidoazobenzol gives a cherry red color to a fluid containing free hydrochloric acid.

toilet (*toi'-let*). In surgery the cleansing, washing, and dressing of an operative wound. Also the cleansing of the parts after parturition.

Toison's solution (*twah-zorn'*) [J. *Toison*, French histologist, 1858–]. A solution containing methyl violet 0 025, sodium sulphate 8, sodium chloride 1, glycerine 30, water to 200. It is used as a diluting fluid and stain for white corpuscles

Tokelau ringworm. See *tinea imbricata.*

tokodynamometer (*tok-o-di-nam-om'-et-er*) [τόκος, birth; *dynamometer*]. An instrument for measuring the force of the expulsive efforts of the uterus in childbirth

tokograph (*tok'-o-graf*) [τόκος, birth; γράφειν, to record]. A recording tokodynamometer.

tokology (*tok-ol'-o-je*) [τόκος, birth, λόγος, science]. The science of obstetrics.

tokophobia (*tok-o-fo'-be-ah*) [τόκος, birth; φόβος, fear]. Undue dread of childbirth.

tokomania (*tok-o-ma'-ne-ah*) [τόκος, birth; μανία, madness]. Puerperal insanity.

tokus (*to'-kus*) [τόκος, birth]. Childbirth.

tolamine (*tol'-am-ēn*). Same as *chloramine-T.*

tolerance, toleration (*tol'-er-ans, tol-er-a'-shun*) [*tolerare*, to bear]. The ability of enduring the influence of a drug or poison, particularly when acquired by a continued use of the substance.

tolerant (*tol'-er-ant*) [*tolerare*, to bear]. Withstanding the action of a medicine without injury.

Tollen's reagent for glucose (*tol'-enz*) [Bernhard *Tollens*, German chemist, 1841–]. An ammoniacal silver solution obtained by precipitating silver nitrate solution with caustic potash and adding just enough ammonia to dissolve the precipitate yielded. This solution is reduced by glucose.

tolokno (*to-lok'-no*). A food prepared chiefly from oats. Used for superalimentation.

tolphite (*tol'-fīt*). A dusting-powder containing talcum.

tolu (*to-loo'*) [Santiago de *Tolu*, in the United States of Colombia, where it was first obtained]. Short for *balsam of tolu.* **t., balsam of** (*balsamum tolutanum*, U. S. P., B. P.), a balsam obtained from *Toluifera balsamum*, an evergreen tree of the order *Leguminosæ.* It is used as a stimulant expectorant. Dose 10–30 gr. (0.65–2 0 Gm.). **t., syrup of** (*syrupus tolutanus*, U. S. P., B. P.). Dose 4 dr. (16 Cc.). **t., tincture of** (*tinctura tolutana*, U. S. P., B. P.). Dose 30 min. (2 Cc.).

toluene (*tol'-ū-ēn*) [*tolu*], C_7H_8. Methylbenzene; a hydrocarbon obtained from coal-tar and also produced in the dry distillation of tolu balsam and many resins.

toluidene (*tol-ū'-id-ēn*). Amidotoluene, a derivative of toluol.

toluidine (*tol-ū'-id-ēn*) [*tolu*], $C_7H_7.NH_2$ A homologue of aniline, prepared from toluene. **t. blue,** $C_{15}H_{16}N_3SClZnCl$, the double salt of

zinc chloride and dimethyltoluthionin. It occurs as a black powder dissolving in water and alcohol with a fine blue coloration. It acts upon lower organisms as a powerful poison and may be employed as is methylene-blue in infectious conjunctivitis, and also as a substitute for fluorescein in fixing the limits of corneal lesion.

toluol (*tol'-ū-ol*). Same as *toluene*.

toluylene (*tol-ū'-il-ēn*). Stilbene, a derivative of toluol.

tolyl (*tol'-il*). A univalent radical $C_6H_4.CH_3$.

tolylacetamide (*tol-il-as-et-am'-id*), $C_6H_4(CH_3NH).(C_2H_3O)$. A derivative of coal-tar; used as an antiseptic. Dose 2–10 gr. (0.32–0.65 Gm.).

tolylantipyrine. See *tolypyrine*.

tolypyrine (*tol-e-pī'-rēn*), $C_{12}H_{14}N_2O$ Colorless crystals of an intensely bitter taste, soluble in water and alcohol; used as an antipyrine. **t. salicylate,** $C_{12}H_{14}N_2O.C_7H_6O_3$. Dose, in rheumatism, etc., 15–30 gr. (1–2 Gm.).

tolysal (*tol'-is-al*). Tolypyrine salicylate

tolysin (*tol'-is-in*). Trade name of a brand of novatophan or neocinchophen.

Tomaselli's disease (*to-mah-sel'-le*). Quinine fever, produced by large doses of quinine; it is attended with hematuria, dysuria, dyspnea, threatened collapse.

tomato (*to-ma'-to*). The ripe fruit of the common tomato, *Lycopersicum esculentum*. It is said to be useful in canker of the mouth, sore mouth, etc

tomentum (*to-men'-tum*) [L.]. A lock of wool. **t. cerebri,** the network of small blood-vessels of the pia penetrating the cortex of the brain.

Tomes' fibers (*tōmz*) [Sir John *Tomes*, English dentist, 1836–1895]. Elongated, branched processes of the odontoblasts of the pulp filling the dentinal tubules of teeth.

tomomania (*tom-o-ma'-ne-ah*) [τομή, a cutting; μανία, madness]. 1. An excessive desire to perform operations. 2. An excessive desire to submit to surgical operations.

tomotokia (*tom-o-to'-ke-ah*) [τομή, a cutting; τόκος, birth]. Cesarean section

-tomy (*τόμη*, incision]. A termination denoting a cutting operation.

tonaphasia (*to-naf-a'-ze-ah*) [*τόνος*, tone; *aphasia*]. Loss of the ability to sing (through a cerebral lesion).

tone (*tōn*) [*τόνος*, from *τείνειν*, to stretch]. 1. A distinct sound. 2. The normal state of tension of a part or of the body. **t.-deafness,** sensory amusia.

tonga (*tong'-gah*). A mixture of various barks, probably of *Premna taitensis* and *Raphidophora vitiensis*, brought from the Fiji islands, and used in neuralgia. Dose of a *fluidextract* ½ dr. (2 Cc.).

tongaline (*tong'-gal-ēn*). A proprietary preparation said to contain tonga (bark of *Premna taitensis*), extract of *Cimicifuga racemosa*, sodium salicylate, pilocarpine salicylate, and colchicine salicylate. It is recommended in gouty diathesis.

tongine (*ton'-jin*). An alkaloid obtained from tonga.

tongue (*tung*). The movable muscular organ attached to the floor of the mouth, and concerned in tasting, masticating, swallowing, and speaking. It consists of a number of muscles, and is covered by mucous membrane from which project numerous papillæ, and in which are placed the terminal organs of taste. **t., bifid,** a tongue the anterior portion of which is cleft in the median line. **t., black,** a condition in which the dorsal surface of the tongue is covered with a black coating. **t.-bone.** See *hyoid*. **t.-depressor,** a spatula for pushing down the tongue during the examination of the mouth and throat. **t., fern-leaf pattern,** a name given to a tongue presenting a well-marked central furrow (mid-rib) with lateral branches. **t., filmy,** one with whitish, symmetrical patches on both sides. **t., furred,** a coated tongue the papillæ of which are prominent, giving the mucous membrane the appearance of a whitish fur. **t., geographical,** one with localized thickening of the epithelium, giving to the surface the appearance of a geographical chart. **t., hairy,** one with a hyperplasia of the papillæ, giving rise to hair-like projections. **t., parrot,** a shrivelled dry tongue that cannot be protruded, found in typhus fever. **t., stamp-licker's,** an infectious process in those employed in industries where small packets are labeled. It gives rise to ulcers of the tongue and mouth. **t., strawberry,** a hyperemic tongue, the fungiform papillæ of which are very prominent; it is seen especially in scarlatina. **t.-swallowing,** a condition in which there is an abnormal mobility of the organ, so that it falls backward, giving rise to danger of suffocation. **t.-tie,** a congenital shortening of the frenum of the tongue, interfering with its mobility. Syn., *ankyloglossia*. **t., wooden,** one the seat of actinomycosis.

tonic (*ton'-ik*) [*tone*] 1. Pertaining to tone; producing normal tone or tension. 2. Characterized by continuous tension or contraction, as a *tonic* spasm, *tonic* convulsion. 3. An agent or drug producing normal tone of an organ or part. **t., cardiac,** strengthening the heart-muscle. **t., intestinal,** one strengthening the tone of the intestine. **t., nervine,** one increasing the tone of the nervous system. **t. spasm,** the continued, rigid, contraction of a muscle or muscles. **t., stomachic,** one increasing the tone of the stomach. **t. treatment.** 1. Treatment of disease by tonics. 2. The continuous treatment of syphilis by the use of the protiodide of mercury for two or three years. **t., vascular,** one increasing the tone or tension of the blood-vessels.

tonicity (*ton-is'-it-e*) [*tone*]. The condition of normal tone or tension of organs; a state of tone.

tonicize (*ton'-is-īz*) [*tone*]. To give tone or tension to anything.

tonicoclonic (*ton-ik-o-klon'-ik*). Both tonic and clonic, pertaining to muscular spasms.

toninervin (*ton-e-ner'-vin*). A water-soluble salt of quinine said to contain 4.5% of iron. Dose as antipyretic 2–5 gr. (0.1–0.3 Gm.) every three hours; as tonic ¼ gr. (0.05 Gm.) twice daily.

tonitrophobia (*ton-it-ro-fo'-be-ah*) [*tonitrus*, thunder; *φόβος*, fear]. Morbid dread of thunder.

tonka-bean (*tong'-kah-bēn*). The seed of *Dipteryx odorata*, a tree of South America; it contains coumarin, and is used as a flavoring agent

tonoclonic (*to-no-klon'-ik*). Tonicoclonic.

tonogram (*ton'-o-gram*) [*τόνος*, tone; *γράφειν*, to write]. A record made by a tonograph

tonograph (*ton'-o-graf*) [*τόνος*, tension; *γράφειν*, to write]. A device for recording the tension of the arterial blood-current.

tonol (*to'-nol*). Trade mark identifying a special brand of glycerophosphates.

tonometer (*ton-om'-et-er*) [*τόνος*, tone, tension; *μέτρον*, a measure]. An instrument to measure

tension, as that of the eyeball. **t., Gaertner's,** one for estimating blood-pressure. **t., Musken's,** one for measuring the tonicity of the Achilles tendon.

tonometry (*ton-om'-et-re*). The measurement of tonicity.

tonophant (*ton'-of-ant*) [τόνος, tone; φαινεῖν, to make apparent]. An apparatus to render visible the vibrations of sound.

tonoplasts (*ton'-o-plasts*) [τόνος, tension; πλάσμα, a thing molded]. Small intracellular bodies which build up strongly osmotic substances within themselves and in this way swell to small vacuoles.

tonoscope (*ton' o-skōp*) [τόνος, tone; σκοπεῖν, to view]. An instrument for examination of the interior of the cranium by means of sound.

Tonquin-bean (*ton-kwin'-bēn*). Tonka-bean.

tonquinol (*ton'-kwin-ol*). Trinitroisobutyltoluol. A substitute for musk

tonsil (*ton'-sil*) [*tonsilla*]. 1. A small, almond-shaped body, situated on each side of the fauces, between the anterior and posterior pillars of the soft palate. It consists of an aggregation of from 10 to 18 lymph-follicles, and is covered by mucous membrane, which dips into certain depressions called crypts. 2 A small lobe of the cerebellar hemisphere, situated on the inferior mesial aspect. **t., cerebellar.** See *tonsilla* and *amygdala*. **t., epipharyngeal.** See *t., pharyngeal*. **t., faucial.** See *tonsil* (1). **t., Gerlach's tubal,** a mass of adenoid tissue in the lower part of the Eustachian tube, particularly along its median wall and about the pharyngeal orifice. **t.-guillotine.** See *guillotine*. **t., lingual,** an accumulation of lymph-adenoid tissue at the base of the tongue **t., Luschka's.** See *Luschka*. **t., palatine.** See *tonsil*. **t., pharyngeal,** a mass of lymphadenoid tissue in the pharynx, between the Eustachian tubes; Luschka's tonsil. **t., third.** See *t., pharyngeal*.

tonsilla (*ton-sil'-lah*) [L.]. 1. Tonsil. 2. One of the five lobes of the hemisphere of the cerebellum, situated in the mesal side of the hemisphere, by the vallecula. **t. cerebelli,** tonsil of the cerebellum. See *tonsil* (2), and *tonsilla* (2). **t. intestinalis,** Peyer's patches. **t. lingualis,** lingual tonsil **t. palatina,** palatine tonsil. **t. pharyngea,** pharyngeal tonsil.

tonsillar (*ton'-sil-ar*) [*tonsil*]. 1. Pertaining to the tonsil, as the *tonsillar* artery. 2. Affecting the tonsil, as *tonsillar* abscess.

tonsillary (*ton'-sil-ar-e*). Tonsillar.

tonsillectome (*ton-sil-ek'-tōm*) [*tonsillectomy*] An instrument for the performance of tonsillectomy.

tonsillectomy (*ton-sil-ek'-to-me*) [*tonsilla*, tonsil; ἐκτομή, excision]. Removal of the tonsil.

tonsillith. See *tonsillolith*.

tonsillitis (*ton-sil-i'-tis*) [*tonsil;* ιτις, inflammation]. Inflammation of the tonsil. **t., follicular,** a form in which the follicles are especially involved and project as whitish points from the surface of the tonsil. **t., herpetic,** a form characterized by an eruption of herpetic vesicles, which soon rupture, leaving small, circular ulcers that coalesce and become covered with a fibrinous exudation. The disease has an acute onset, a continuous fever, and a critical decline, affects those subject to herpes elsewhere, and tends to recur. **t., lacunar** Same as *t., follicular*. **t., mycotic,** tonsillitis due to fungi. **t., phlegmonous.** Same as *t., suppurative*. **t., pustular,** a form characterized by the formation of pustules, as in smallpox. **t., suppurative.** Syn. of *quinsy*.

tonsillitic (*ton-sil-it'-ik*) [*tonsilla*, tonsil; ιτις inflammation]. Pertaining to tonsillitis.

tonsillolith (*ton-sil'-o-lith*) [*tonsil;* λίθος, a stone]. A concretion within the tonsil.

tonsillopharyngeus muscle, a bundle of fibers of the palatopharyngeus muscle, attached to the tonsil at its equator.

tonsillotome (*ton'-sil-o-tōm*) [*tonsil;* τομή, a cutting]. An instrument for removing the tonsil

tonsillotomy (*ton-sil-ot'-o-me*) [see *tonsillotome*]. The operation of cutting away the whole or a part of the tonsil. **t. rash.** See *rash, amygdalotomy*.

tonsillotyphoid (*ton-sil-o-ti'-foid*). Typhoid fever complicated with a membranous or pseudo-membranous deposit on the tonsils.

tonsilsector (*ton-sil-sek'-tor*) A tonsillotome consisting of a pair of circular scissor-blades moving inside a circular guarding ring.

tonsure (*ton'-shur*) [*tondere*, to clip]. The shaving or removal of the hair from any part.

tontine (*ton-tēn'*) [Lorenzo *Tonti*, Italian banker, 17th century]. A species of life insurance in which the policy holders receive no dividend or return premiums, till the end of a fixed period, when the profits are divided among the survivors who have kept their policies in force.

tonus (*to'-nus*). See *tone*. **t., chemical,** the condition of the muscles when at rest and undergoing no mechanical exertion.

tooth (*tooth*) [AS., *tōth;* plural, *teeth, q. v.*] One of the small, bone-like organs occupying the alveolar processes of the upper and lower jaws, and serving for tearing and comminuting the food. The teeth begin to appear in the human being about the seventh month; by the end of the third year, the eruption of the so-called *temporary, deciduous*, or *milk-teeth*, numbering 20, is completed The *permanent teeth* begin to replace the deciduous teeth about the seventh year In the adult, the permanent teeth number 32, or 16 in each jaw, and are divided as follows· 2 *incisors*, 1 *canine*, 2 *bicuspids*, and 3 *molars* in each lateral half of the jaw. Each tooth is composed of a *crown*, the exposed part, a constricted part, called the *neck*, and a part within the alveolus, called the *fang* or *root*. In structure a tooth consists of an outer hard substance, the *enamel*, incasing the crown; the *dentine*, within the enamel; and the *pulp*, a soft, vascular tissue filling the pulp-cavity. The dentine of the root is surrounded by the *cement* or *crusta petrosa*. **t.-ache,** any pain in or about the teeth; see *odontalgia*. **t.-ache tree.** See *prickly ash* and *Xanthoxylum fraxineum*. **t.-cough,** reflex cough due to dental irritation. **t., eye-,** the upper canine tooth. **t.-key,** an instrument formerly used for the extraction of teeth. **t.-paste.** See *dentifrice*. **t.-plugger,** a dental instrument for filling teeth. **t.-pulp.** See *pulp*. **t.-rash,** a skin eruption sometimes occurring during dentition; strophulus. **t.-sac,** in the fetus the connective tissue surrounding the germ of a tooth. **t., stomach-,** the lower canine tooth. **t., wisdom-,** the third molar tooth.

Tooth's type of progressive muscular atrophy [Howard Henry *Tooth*, English physician]. See *Charcot-Marie's type*.

toothed (*toothd*). Provided with teeth or indentations; dentate. **t. vertebra,** the axis.

topalgia (*top-al'-je-ah*) [τόπος, place; ἄλγος, pain]. Pain in a circumscribed area not referable to the distribution of any nerve.

topasol (*to'-pas-ol*). See *anticornutin, anticoroin, antimucorin, antiperonosporin.*

topesthesia, topæsthesia (*top-es-the'-ze-ah*) [τόπος, place; αἴσθησις, sensation]. Local tactile sensibility.

tophaceous (*to-fa'-shus*) [*tophus*]. Of the nature of tophi; sandy, or gritty.

tophi (*to'-fi*). Plural of *tophus.*

tophus (*tŏ'-fus*) [τόφος, stone]. 1. The hard, stone-like deposits occurring in gout, especially about the knuckles and the cartilages of the ear, and consisting of sodium urate. 2. The tartar of the teeth. 3. A syphilitic node.

topic, topical (*top'-ik, top'-ik-al*) [τόπος, place] Local.

topica (*top'-ik-a*). See *topicum.*

topicum (*top-ik'-um*) [τόπος, place; *pl.*, *topica*]. Any remedy for local and external application.

Topinard's angle (*top-en-ar'*) [Paul *Topinard*, French anthropologist, 1830–1912] In craniometry, that included between two lines from the nasal spine to the ophryon and auricular point; also called ophryospinal-facial angle. **T.'s profile line,** a line joining the intersuperciliary point and the most prominent point of the chin.

topo- (*top-o-*) [τόπος, place] A prefix meaning relating to a locality; localized.

topoalgia (*top-o-al'-je-ah*) [*topo-*; ἄλγος, pain] Localized pain, common in neurasthenia; often appearing suddenly after emotional disturbances.

topoanesthesia (*to-po-an-es-the'-ze-ah*) [τόπος, place; *anesthesia*]. Inability to locate exactly a cutaneous sensation

topognosis (*top-og-no'-sis*) [*topo-*; γνῶσις, knowledge]. Same as *topesthesia.*

topographical (*top-o-graf'-ik-al*) [see *topography*]. Pertaining to a locality. **t. anatomy,** the study of the regions occupied by a part, or in which anything occurs.

topography (*top-og'-ra-fe*) [*topo-*; γράφειν, to write]. A study of the regions of the body or its parts, as *cerebral topography.*

topology (*top-ol'-o-je*) [*topo-*; λόγος, science]. 1. Topographical anatomy. 2. The relation of the presenting part of the fetus to the pelvic canal.

toponarcosis (*top-o-nar-ko'-sis*) [*topo-*; νάρκωσις, a benumbing]. Local insensibility or anesthesia.

toponeurosis (*top-o-nū-ro'-sis*) [*topo-*; *neurosis*]. A local neurosis.

toponomy (*top-on'-o-me*). See *toponymy.*

toponym (*top'-on-im*) [τόπος, place; ὄνομα, a name]. A term relating to position and direction.

toponymy (*top-on'-im-e*) [τόπος, place; ὄνομα, name]. Topical terminology; the system of anatomical terms indicating the direction and position of parts. It is either *intrinsic,* having reference only to the organism; or *extrinsic,* based upon the relation of the organism toward the earth's surface.

topophone (*top'-o-fōn*) [τόπος, place; φωνή, voice]. An instrument to determine the direction of a source of sound.

topophobia (*top-o-fo'-be-ah*) [*topo-*; φόβος, fear]. Morbid dread of certain places.

topophylaxis (*top-o-fi-laks'-is*) [τόπος, place; *phylaxis*]. Limiting the phylaxis following injection of arsphenamine to the limb in which the injection was made; this is done by applying a tourniquet or other band.

topothermesthesiometer (*top-o-ther-mes-the-ze-om'-et-er*) [*topo-*; θέρμη, **heat**; αἴσθησις, sensation; μέτρον, measure]. An instrument for estimating local sensitiveness to impressions of heat.

topovaccinotherapy (*top-o-vaks-in-o-ther'-ap-e*) [τόπος, place; *vaccino-therapy*]. Local immunization.

torcular Herophili (*tor'-kū-lar her-of'-il-i*) [L., "the wine-press of Herophilus"]. The expanded extremity of the superior longitudinal sinus, placed in a depression on the inner surface of the occipital bone. It receives the blood from the occipital sinus, and from it is derived the straight sinus and the lateral sinus of the side to which it is deflected.

tori (*to'-ri*). Genitive and plural of *torus.*

toric (*to'-rik*) [*torus*] Having the properties of a torus. **t. lens.** See *lens*

toril (*tor'-il*). An extract of meat containing its albuminoids prepared with the addition of savory herbs.

tormen (*tor'-men*). See *tormina.*

tormentil, tormentilla (*tor'-men-til, tor-men-til'-ah*). The root of *Potentilla tormentilla,* a mild tonic and astringent

tormentum (*tor-men'-tum*) [L., a "rack"]. An old name for various obstructive disorders of the intestine. **t. intestinorum.** Synonym of *dysentery*

tormina (*tor'-min-ah*) [plural of *tormen,* a racking pain]. Gripping pains in the bowel. **t. alvi,** colic. **t. Celsi,** dysentery. **t. intestinorum,** dysentery. **t., post-partum,** the after pains of parturition. **t. ventriculi nervosa.** See *hyperperistalsis.*

torminal, torminous (*tor'-min-al, tor'-min-us*). Affected with tormina.

Tornwaldt's disease. See *Thornwaldt's disease.*

torosity (*to-ros'-it-e*) [*torosus,* brawny; muscular]. Muscular strength

torpent (*tor'-pent*) [*torpor*] 1. Incapable of the active performance of a function. 2. A medicine or agent that reduces or subdues irritation.

torpescence (*tor-pes'-ens*) [*torpor*]. Numbness; torpidity.

torpid (*tor'-pid*) [*torpor*]. Affected with torpor.

torpidity (*tor-pid'-it-e*). See *torpor.*

torpify (*tor'-pe-fi*). To make numb or torpid; to stupefy.

torpitude (*tor'-pe-tūd*). Torpidity; numbness.

torpor (*tor'-por*) [L.]. Sluggishness; inactivity. **t. intestinorum,** constipation. **t. retinæ,** dulled perceptive power of the retina.

torrefaction, torrefication (*tor-e-fak'-shun, tor-e-fik-a'-shun*) [*torrefacere,* to dry by heat]. Roasting; drying by means of high heat. Modifying, by heat, certain organic constituents without changing others.

torrefy (*tor'-e-fi*) [*torrefacere,* to dry by heat]. To parch, to dry by heat.

Torricellian vacuum (*to-re-tshel'-e-an*) [Evangelista *Torricelli,* Italian physicist, 1608–1647]. The vacuum above the mercury of a barometer.

torsiometer (*tor-se-om'-et-er*) [*torsion;* μέτρον, a measure]. An instrument for measuring ocular torsion.

torsion (*tor'-shun*) [*torquere,* to twist]. 1. A twisting; also, the rotation of the eye about the visual axis. 2. The tilting of the vertical meridian of the eye. **t. of an artery,** twisting of the free end of an artery to check hemorrhage. **t.-balance,** an instrument for measuring horizontal forces. **t. of teeth,** the forcible turning of teeth in their cavities for the purpose of correcting irregularity in position **t. of the umbilical cord,** the spontaneous twisting of the umbilical cord From eight to ten twists are normal; great torsion usually occurs after the death of the fetus.

torso (*tor'-so*) [Italian]. The trunk; the body irrespective of head or limbs.

torsoclusion (*tor-sok-lū'-zjun*) [*torsion; occlusion*]. A form of acupressure in which the point of the pin is pushed through a portion of the tissue parallel with the course of the vessel to be secured, then carried over its anterior surface, and at the same time swept around until brought to a right angle with the artery, when the point is thrust into the soft parts beyond.

torso-occlusion (*tor-so-ok-lū'-zjun*) [*torsion; occlusion*]. Said of a tooth turned on its axis.

tort [*torquere*, to turn]. To tilt the vertical meridian of the eye. *Extort*, to tilt the vertical meridian outward. *Intort*, to tilt the vertical meridian inward. *Intorter*, the muscle tilting the vertical meridian of the eye inward.

torticollar (*tor-tik-ol'-ar*) [*torticollis*]. Affected with wry-neck, or torticollis.

torticollis (*tor-te-kol'-is*) [*tort; collum*, neck] Wry-neck, a contraction of one or more of the cervical muscles, usually of one side, resulting in an abnormal position of the head. **t., intermittent.** See *t., spasmodic.* **t., rheumatic,** stiff neck, a form due to rheumatism of the sternomastoid or other muscle of the neck. **t., spasmodic, t. spastica,** spasmodic contraction of the muscles of the neck of one side, especially the sternomastoid, causing a drawing of the head toward the opposite side.

tortuous (*tor'-tū-us*) [*tortus*, twisted]. Twisted, sinuous.

Torula (*tor'-oo-lah*) [*torulus*, a small tuft]. 1. A genus of fungi reproducing by budding, many species of which are alcoholic ferments 2. A chain of spherical bacteria. **T. cerevisiæ.** See *Saccharomyces cerevisiæ.*

toruliform (*tor-oo'-li-form*) [*torula; forma*, form] Resembling an organism of the genus *Torula.*

toruli tactiles (*tor'-oo-li tak'-ti-lēz*) [*torulus*]. Tactile elevations.

toruloid (*tor'-oo-loid*). Toruliform.

torulose (*tor'-oo-lōs*) [*torula*]. Knobbed.

torulus (*tor'-oo-lus*) [*torus*, a swelling, protuberance pl., *toruli*]. An elevation.

torus (*tor'-us*) [L.]. 1. A surface having a regular curvature, with two principal meridians of dissimilar curvature at right angles to each other. 2. An elevation or prominence. 3. The tuber cinereum of the brain. **t. frontalis,** a protuberance in the region of the frontal sinuses, at the root of the nose. **t. manus,** the metacarpus. **t. occipitalis,** one sometimes found on the occipital bone about the superior curved line. **t. palatinus,** a protuberance on the surface of the hard palate, marking the point of junction of the intermaxillary and palatomaxillary sutures. **t. spiralis,** the stria acustica. **t. tubarius,** a rounded eminence of mucous membrane in the naso-pharynx near the opening of the Eustachian tube; also called Eustachian cushion **t. uretericus,** a ridge in the bladder-wall connecting the ureteral orifices. **t. uteri,** a rounded ridge on the posterior wall of the uterus due to the reflection of the peritoneum upon the posterior wall of the vagina.

Toti's operation (*to'-te*) [Addeo *Toti*, Italian surgeon]. Dacryocystorrhinostomy.

totipotence (*to-tip'-o-tens*) [*totus*, whole; *potentia*, power]. The capacity of a cleavage cell to give rise to a whole animal.

totipotential cell (*to-te-po-ten'-shal*) [*totus*, all; *potentia*, power]. A cell, from which every other kind of cell necessary to form an individual, may be derived; such as an impregnated ovum.

touch (*tutsh*) [Fr., *toucher*] 1. The tactile sense. The act of judging by the tactile sense; palpation. 2. In obstetrics, digital examination of the female genital organs and adjacent parts through the vagina. **t., abdominal,** application of the hands to the abdomen for the diagnosis of intra-abdominal conditions. **t., after,** the sensation which persists for a short time after contact with an object has ceased. **t.-corpuscle,** a touch-body; a tactile corpuscle. See under *tactile.* **t. double,** combined vaginal and abdominal or vaginal and rectal palpation. **t.-me-not.** See *noli me tangere.* **t., rectal,** examination made by the finger in the rectum. **t., royal,** the laying on of the hands by a king, formerly believed to be efficacious in scrofula or kings' evil **t., vaginal.** See *touch.* **t., vesical,** examination through the bladder, the urethra having been dilated to admit the finger. The latter can only be done in the female **t.-wood.** See *amadou*

tour de maitre (*toor-d'-mātr*) [Fr., "the master's turn"]. A method of passing a catheter into the bladder in which it is introduced into the urethra with the convexity upward, the shaft lying obliquely across the left thigh of the patient, and as the point enters the bulb, the handle is swept around toward the abdomen, when the beak passes into the membranous urethra, and is carried into the bladder by depressing the shaft between the patient's thighs.

Tourette's disease (*too-ret'*) [Georges Gilles de la *Tourette*, French physician]. A convulsive form of tic characterized by motor incoordination with echolalia and coprolalia.

tournesol (*turn'-sōl*) [French, *tourner*, to turn; *soleil*, sun]. Litmus.

tourniquet (*toor-nik-et*) [Fr., from *tourner*, to turn]. An instrument for controlling the circulation by means of compression, usually consisting of two metallic plates united by a thumb-screw, and a strap provided with a pad. The strap is fastened about the part, the pad being made to lie over the artery to be occluded. The screw is placed diametrically opposite the pad, and the strap tightened by separating the metallic plates of the screw. **t., Dupuytren's,** one for compressing the abdominal aorta, consisting of a semicircle of metal with a pad at one extremity. **t., Esmarch's,** one consisting of a stout, elastic rubber band applied above the proximal turn of an elastic bandage passing around the part to be rendered bloodless. **t., field-,** one consisting of a strap and buckle with a pad to be placed over the artery. **t., horseshoe,** one shaped like a horseshoe, to compress only two points, and thus permit venous return. **t., lip,** one consisting of a U-shaped piece of steel, the arms being provided with plates which are approximated by a central screw. **t., provisional,** one applied loosely, so that it may be tightened at once upon the recurrence of hemorrhage. **t., screw,** that invented by the French surgeon, John Lewis Petit (1674–1750). See *tourniquet* (1). **t., Signorini's.** See *t., horseshoe.* **t., Skey's,** also a modification of the horseshoe or Signorini's. **t., Spanish windlass,** a knotted bandage or handkerchief twisted by a stick and used as a tourniquet. **t., torcular.** Same as *t., Spanish windlass.*

Tourtual's canal (*toor'-tū-al*). The pterygopalatine canal.

tous les mois (*too-la-mwah'*) [Fr., "every month"]. A variety of arrow-root starch prepared from *Canna edulis;* canna starch.

tow. The coarse part of flax or hemp, used as an absorbent.

towelling (*tow'-el-ing*). Rubbing with a towel.

tower-skull. See *oxycephalia.*

tox-, toxico-, toxo- (*toks-, toks-ik-o-, toks-o-*) [τοξικόν, poison] Prefixes signifying poisonous or caused by a poison.

toxæmia (*toks-e'-me-ah*). See *toxemia.*

toxalbumin (*toks-al'-bū-min*) [*tox-; albumin*]. A poisonous proteid. Toxalbumins have been obtained from cultures of bacteria and from certain plants. See *toxin* (2).

toxalbumose (*toks-al'-bū-mōs*). A toxic albumose.

toxamins (*toks'-am-ins*) Toxic substances in oatmeal, wheat, etc., which prevent bone formation and cause serious nervous disorders unless balanced by suitable vitamins, *e. g* butter on bread, milk with oatmeal, etc. (Mellanby).

toxanemia, toxanæmia (*toks-an-e'-me-ah*) [*tox-; anemia*]. Anemia produced by poison.

toxemia, toxæmia (*toks-e'-me-ah*) [*tox-;* αἷμα, blood]. Blood-poisoning, a condition in which the blood contains poisonous products, either those produced by the body-cells or those due to the growth of microorganisms. It is a general infection in which the blood contains toxins but not bacteria.

toxemic (*toks-e'-mik*) [see *toxemia*]. Pertaining to, affected with, or caused by toxemia.

toxenzyme (*toks'-en-zim*). A toxic enzyme.

toxic (*toks'-ik*) [*toxin*]. 1. Poisonous; produced by poison. 2 Pertaining to a toxin. **t. unit.** See *unit.*

toxicant (*toks'-ik-ant*) [*toxic*]. 1. Poisonous or toxic. 2. A poisonous agent.

toxicemia (*toks-is-e'-me-ah*). See *toxemia.*

toxichemia (*toks-ik-e'-me-ah*). See *toxemia.*

toxichemitosis (*toks-e-ke-mit-o'-sis*) [*toxic;* αἷμα, blood]. Blood-poisoning.

toxicide (*toks'-is-id*) [*tox-; cedere,* to kill]. A remedy or principle that destroys toxic agents.

toxicity (*toks-is'-it-e*) [*toxic*]. 1. The quality of being toxic. 2. The kind and amount of poison or toxin produced by a microorganism.

toxicodendrol (*toks-ik-o-den'-drol*). A toxic nonvolatile oil from *Rhus toxicodendron,* and *Rhus venenata.*

toxicodendron (*toks-ik-o-den'-dron*) [*toxico;* δένδρον, tree]. See *rhus.*

toxicoderma (*toks-ik-o-der'-mah*) [*toxico-;* δέρμα, skin]. Disease of the skin due to poison.

toxicodermatitis (*toks-ik-o-der-mat-i'-tis*) [*toxico-; dermatitis*]. Skin inflammation due to poison.

toxicodermatosis (*toks-ik-o-der-mat-o'-sis*). Toxicoderma.

toxicogenic (*toks-ik-o-jen'-ik*) [*toxico-;* γεννᾶν, to produce]. Producing poisons.

toxicohemia (*toks-ik-o-he'-me-ah*). See *toxemia.*

toxicoid (*toks'-ik-oid*) [τοξικόν, poison; εἶδος, like]. Resembling a poison.

toxicological (*toks-ik-o-loj'-ik-al*). As of toxicology.

toxicologist (*toks-ik-ol'-o-jist*) [*toxico-;* λόγος, science]. One versed in toxicology.

toxicology (*toks-ik-ol'-o-je*) [*toxico-;* λόγος, science]. The science of the nature and effects of poisons, their detection, and treatment of their effects.

toxicomania (*toks-ik-o-ma'-ne-ah*) [*toxico-;* μανία, madness] 1. Morbid desire to consume poison. 2 Toxiphobia.

toxicomucin (*toks-ik-o-mū'-sin*). See *toxomucin.*

toxicopathic (*toks-ik-o-path'-ik*). Pertaining to any morbid condition due to the action of a poison.

toxicopathy (*toks-ik-op'-a-the*) [*toxico-;* πάθος disease]. Disease of toxic origin.

toxicophidia (*toks-ik-o-fid'-e-ah*) [*tokic -;* ὀφίδιον, a serpent]. Poisonous serpents.

toxicophlœa (*toks-ik-o-fle'-ah*) [*toxico-;* φλοιός, bark]. Acocanthera.

toxicophobia (*toks-ik-o-fo'-be-ah*) [*toxico-;* φόβος, fear]. Morbid dread of being poisoned.

toxicophylaxin (*toks-ik-o-fi-laks'-in*) [*toxico-; phylaxin*]. A phylaxin which destroys or counteracts the toxic products of pathogenic bacteria. See *phylaxin.*

toxicosis (*toks-ik-o'-sis*) [*toxin*]. A state of poisoning. **t., auto-,** one with clinical symptoms that are caused by the formation of toxic basic products from morbid matter, such as pathological fluids lodged in certain parts of the system. **t., endogenic,** same as *t., auto-.* **t., exogenic,** one with clinical symptoms induced by the action of toxic bases taken into the system with the food, such as the poison of sausages and cheese. **t., noso-,** one with clinical symptoms referable to the presence of basic products which are formed in the system (blood, etc.) in disease and eliminated with the urine **t., retention,** one with clinical symptoms depending upon the retention of the physiological bases (*e. g.,* uremia).

toxicosozin (*toks-ik-o-so'-zin*) [*toxico-; sozin*]. Same as *toxosozin;* and see *sozin.*

toxicotabella (*toks-ik-o-tab-el'-lah*) [*toxico; tabella,* tablet]. A poison tablet, of an angular shape, and having the word "poison" and the skull and cross bones design distinctly stamped upon it.

toxidermatosis (*toks-e-der-mat-o'-sis*). Toxicoderma.

toxidermitis (*toks-e-der-mi'-tis*). See *toxicodermatitis.*

toxiferous (*toks-if'-er-us*) [*toxin; ferre,* to bear]. Producing or conveying poison.

toxigenous (*toks-ij'-en-us*). Producing toxins.

toximucin (*toks-e-mū'-sin*). See *toxomucin.*

toxin [τοξικόν, poison]. 1. Any poisonous nitrogenous compound produced by animal or vegetable cells. 2. Any poisonous substance, proteid in nature, produced by animal or vegetable cells, by immunization with which specific antitoxins may be obtained. Syn., *toxalbumin.* **t., animal,** one produced by the metabolic activity of animal cells, as snake-venom. **t., bacterial,** one produced by the metabolic activity of bacteria, as diphtheria toxin. **t., extracellular,** a bacterial toxin elaborated by a microorganism and thrown off into the surrounding medium. The majority of the best known toxins are extracellular **t., fatigue,** see *t., ponogenic.* **t., intracellular,** a bacterial toxin contained in the bodies of the bacteria themselves. **t.s., ponogenic,** toxins such as are characteristic of nerve-tissue waste. **t.-unit,** consists of two parts, a haptophore complex which unites it with the cell receptor (or lateral chain), and the toxophore complex, which is the poisonous element. **t., vegetable.** 1. Any vegetable toxin. 2. Specifically, one produced by higher plants, as ricin (from the castor-oil plant), abrin (from the jequirity plant).

toxin-antitoxin, a mixture of diphtheria toxin and its antitoxin; it is used as a prophylactic vaccination against diphtheria.

toxinemia (*toks-in-e'-me-ah*). See *toxemia.*

toxinfection (*toks-in-fek-shun*) [*toxico-; infection*]. Infection by means of a toxin, the microorganism causing which is not seen.

toxinic (*toks-in'-ik*) [*toxin*]. Pertaining to a toxin.

toxinicide (*toks-in'-is-id*) [*toxin; cædere*, to kill]. Any substance that destroys a toxin.

toxinosis (*toks-in-o'-sis*). See *toxicosis*.

toxipeptone. See *toxopeptone*.

toxiphobia (*toks-e-fo'-be-ah*) [*toxin; φόβος*, fear]. Morbid dread of being poisoned.

toxiphoric (*toks-if-or'-ik*). See *toxiferous*. **t. side-chain,** applied by Ehrlich to atom groups which combine with the toxin of any particular disease-germ.

toxiresin (*toks-ir-es'-in*) [*toxin; resina*, a resin]. A poisonous decomposition product of digitalis, resulting when the latter is treated with dilute acids or heated to 240° C.

toxis (*toks'-is*). See *toxicosis*.

toxitabella. See toxicotabella.

toxitherapy (*toks-e-ther'-ap-e*). The therapeutic use of antitoxins.

toxituberculide (*toks-e-tū-ber'-kū-lid*). A skin lesion to be due to the action of tuberculous toxin.

toxoalexin (*toks-o-al-eks'-in*). See *toxophylaxin*.

toxogenin (*toks-oj'-en-in*) [*τοξικόν*, a poison; *γεννᾶν*, to produce]. A substance produced in the blood by the injection of an antigen which is harmless but which on the addition of fresh antigen produces anaphylaxis.

toxoid (*toks'-oid*) [*toxin; εἶδος*, likeness]. A toxin transformation-product destitute of toxic effect.

toxoinfection. Toxinfection.

toxol (*toks'-ol*). A soapy solution of cresols more than twice as powerful as phenol.

toxolecithin (*toks-o-les'-ith-in*). A mixture of a venom with a lecithin, the latter behaving as a complement for the former.

toxolipoid (*toks-o-lip'-oid*). An antigen formed by the combination of a lipoid with a toxin.

toxolysin (*toks-ol'-is-in*). Same as *antitoxin*.

toxomucin (*toks-o-mū'-sin*) [*toxo-; mucus*]. A toxic substance obtained from cultures of tubercle bacilli.

toxon (*toks'-on*) [*toxin*]. Ehrlich's name for any one of several substances which appear in fresh toxins; they neutralize antitoxin and are feebly poisonous.

toxonoid (*toks'-on-oid*). A substance occurring in cultures of diphtheria bacillus, which has a weak affinity for antitoxin.

toxonosis (*toks-on-o'-sis*) [*toxo-; νόσος*, disease]. An affection resulting from the action of a poison.

toxopeptone (*toks-o-pep'-tōn*). A poisonous proteid, resembling peptone in its behavior to heat and reagents, produced in peptone cultures by the comma bacillus.

toxophile (*toks'-o-fil*) [*toxo-; φιλεῖν*, to love]. Having an affinity for toxins or poisons.

toxophore (*toks'-o-fōr*) [*toxo-; φέρειν*, to bear]. That complex of atoms of a toxin-unit which is the poisonous element of a toxin. **t. group,** that part of the toxin molecule which exerts the poisonous effects.

toxophorous (*toks-off'-or-us*). Pertaining to the toxophore.

toxophylaxin. See *toxicophylaxin*.

Toxoplasma pyrogenes (*toks-o-plaz'-mah-pi-roj'-en-ēz*) [*τοξικον*, poison; *plasma; πῦρ*, fire]. A protozoan found in the blood, producing fever, headache, cough, anæmia, and diarrhea.

toxosis (*toks-o'-sis*). See *toxonosis*.

toxosozin (*toks-o-so'-sin*). See under *sozin*.

Toynbee's corpuscles [Joseph *Toynbee*, English otologist, 1815–1866]. The corneal corpuscles. **T.'s experiment,** rarefaction of the air contained in the tympanic cavity by swallowing while the mouth and nose are closed. **T.'s law.** See *Gull-Toynbee's law*. **T.'s ligament,** the tensor ligament; the fibrous sheath of the tendon of the tensor tympani. **T.'s otoscope,** an otoscope by means of which the physician can listen to the sounds in patient's ear during politzeration.

T. P. Abbreviation for *tuberculin precipitation;* Calmette's tuberculin, or purified tuberculin. See *tuberculin*, and *Calmette's reaction*

T. R. Abbreviation for *tuberculin residuum;* new tuberculin. See *tuberculin*.

tr. Abbreviation for *tinctura* or *tincture*.

trabal (*tra'-bal*) [*trabs*, beam]. Pertaining to the trabs cerebri; callosal.

trabecula (*tra-bek'-ū-lah*) [L., "a small beam"]. Any one of the fibrous bands extending from the capsule into the interior of an organ. **t. cerebri,** the corpus callosum. **t. cinerea,** the middle or gray commissure of the cerebrum. **t. cranii.,** a structure in the embryo from which the sella turcica is developed. **t., Rathke's.** See *t. cranii*.

trabeculæ (*tra-bek'-ū-le*) [pl. of *trabecula*]. **t. carneæ,** the columnæ carneæ of the heart. **t. corporum cavernosorum,** the trabeculæ of the corpora cavernosa **t. lienis,** the trabeculæ of the spleen.

trabecular (*tra-bek'-ū-lar*) [*trabecula*]. Of the nature of a trabecula. **t. duct,** a duct whose cavity or lumen is crossed by ligneous threads or bands. **t. region,** that part of the skull in the embryo where the sella turcica is later developed; trabecula cranii.

trabecularism (*tra-bek'-ū-lar-izm*) [*trabecula*, a little beam]. Arrangement like the beams of a framed building; support by a trabecular structure.

trabeculate (*tra-bek'-ū-lāt*) [*trabecula*, a little beam]. Having trabeculæ.

trabs (*trabs*) [L., "a beam"]. The corpus callosum; called also *trabs cerebri*.

trace (*trās*). 1. A mark. 2. A barely recognizable quantity. **t., primitive.** See *primitive streak*.

tracer (*tra'-ser*). An instrument used in dissection for isolating nerves and vessels by tearing the connective tissue.

trachea (*tra'-ke-ah*) [*τραχεῖα*, a windpipe]. The windpipe; the cartilaginous and membranous tube extending from the lower part of the larynx to its division into the two bronchi.

tracheaectasy (*tra-ke-ah-ek'-tas-e*) [*trachea; ἐκτάσις* dilatation]. Dilatation of the trachea.

tracheal (*tra'-ke-al*) [*trachea*]. Pertaining to or produced in the trachea. **t. catarrh.** See *tracheitis* **t. triangle,** the inferior carotid triangle; see *triangle*. **t. tugging,** the downward tugging movement of the larynx, sometimes observed in aneurysm of the aortic arch.

trachealgia (*tra-ke-al'-je-ah*) [*trachea; ἄλγος*, pain]. 1. Pain in the trachea. 2. Croup.

trachealis muscle (*tra-ke-a'-lis*) [*trachea*]. The intrinsic transverse muscle-fibers found in the trachea.

tracheitis (*tra-ke-i'-tis*) [*trachea; ῖτις*, inflammation]. Inflammation of the trachea.

trachelagra (*tra-kel-ag'-rah*) [*τράχηλος*, neck; *ἄγρα*, seizure]. Rheumatic or gouty pain in the neck.

trachelalis (*trak-el-a'-lis*) [*τράχηλος*, neck]. The trachelomastoid muscle. See under *muscle*.

trachelectomopexy (*tra-kel-ek-to-mo-peks'-e*) [*τράχηλος*, neck; *ἐκτομή*, xecision; *πῆξις*, a fixing].

Partial excision with fixation of the neck of the uterus.

trachelectomy (*trak-el-ek'-to-me*) [*trachelo-*; ἐκτομή, excision]. Excision of the neck of the uterus.

trachelematoma (*trak-el-e-ma-to'-mah*) [*trachelo; hematoma*]. A hematoma of the neck, or in the sternomastoid muscle.

trachelian (*tra-ke'-le-an*) [τράχηλος, neck]. Pertaining to the neck, particularly its dorsal part; cervical.

trachelismus (*trak-el-is'-mus*) [τράχηλος, neck]. Spasmodic contraction of the muscles of the neck.

trachelitis (*trak-el-i'-tis*) [*trachelo-*; ιτις, inflammation]. Inflammation of the neck of the uterus.

trachelo- (*trak-el-o-*) [τράχηλος, neck]. A prefix denoting pertaining to the neck.

tracheloacromial (*tra-kel-o-a-kro'-me-al*) [*trachelo-*; *acromion*]. Connecting the shoulder-blade and vertebræ.

tracheloacromialis (*tra-kel-o-a-kro-me-a'-lis*) [*trachelo-*; *acromion*]. An inconstant muscle, arising from the occipital bone and inserted into the acromion process.

trachelobregmatic (*tra-kel-o-breg-mat'-ik*) [*trachelo-*; *bregma*]. Relating to the neck and the bregma.

trachelocele (*tra-kel'-o-sēl*). Same as *tracheocele*.

tracheloclavicular (*tra-kel-o-kla-vik'-ū-lar*). Relating to the neck and the collar-bone.

trachelocyllosis (*tra-kel-o-sil-lo'-sis*) [*trachelo-*; κύλλωσις, a bending]. Torticollis.

trachelocyrtosis (*tra-kel-o-sur-to'-sis*) [*trachelo-*; κυρτός, curved]. Same as *trachelokyphosis*.

trachelocystitis (*tra-kel-o-sis-ti'-tis*) [*trachelo-*; *cystitis*] Inflammation of the neck of the bladder.

trachelodynia (*tra-kel-o-din'-e-ah*) [*trachelo-*; ὀδύνη, pain]. Pain in the neck.

trachelokyphosis (*tra-kel-o-ki-fo'-sis*) [*trachelo-*; κύφωσις, kyphosis]. An anterior curvature of the cervical portion of the spinal column.

trachelologist (*tra-kel-ol'-o-jist*). An expert in diseases of the neck.

trachelology (*tra-kel-ol'-o-je*) [*trachelo-*; λόγος, science]. The science of the neck and its diseases.

trachelomastoid (*trak-el-o-mas'-toid*) [*trachelo-*; *mastoid*]. Pertaining to the neck and the mastoid process. See *muscles, table of*.

trachelomyitis (*tra-kel-o-mi-i'-tis*) [*trachelo-*; μῦς, muscle; ιτις, inflammation]. Inflammation of the muscles of the neck.

trachelo-occipital (*tra-kel-o-ok-sip'-it-al*). Relating to the nape of the neck and the occiput.

trachelopanus (*tra-kel-o-pan'-us*) [*trachelo-*; *panus*, swelling]. Tumefaction of the cervical lymphatic glands.

trachelopexia (*tra-kel-o-peks'-e-ah*) [*trachelo-*; πῆξις, a fixing]. Fixation of the neck of the uterus.

trachelophyma (*tra-kel-o-fi'-mah*) [*trachelo-*; φῦμα, growth] Swelling of the neck.

trachelоplasty (*trak'-el-o-plas-te*) [*trachelo-*; πλάσσειν, to mold]. Plastic operation on the neck of the uterus.

trachelorrhaphy (*trak-el-or'-a-fe*) [*trachelo-*; ῥαφή, suture]. Repair of a laceration of the cervix uteri.

trachelorrhectes (*trak-e-lo-rek'-tēz*) [*trachelo-*; ῥήκτης, a breaker]. An instrument for crushing the cervical vertebræ; used in embryotomy.

tracheloschisis (*tra-kel-os'-kis-is*) [*trachelo-*; σχίσις, fissure]. A congenital fissure of the neck.

trachelosyringorrhaphy (*tra-kel-o-sir-in-gor'-af-e*) [*trachelo-*; σῦριγξ, a pipe; ῥάφη, a seam]. An operation for vaginal fistula with stitching of the cervix uteri.

trachelotomy (*trak-el-ot'-o-me*) [*trachelo-*; τομή, a cutting]. Incision into the cervix uteri.

tracheo- (*tra-ke-o-*) [τραχεία, trachea]. A prefix denoting connection with or relation to the trachea.

tracheoaerocele (*tra-ke-o-a'-er-o-sēl*) [*tracheo-*; ἀήρ, air; κήλη, tumor]. A diverticulum of the trachea.

tracheoblenorrhea, tracheoblenorrhœa (*tra-ke-blen-or-e'-ah*) [*tracheo-*; βλέννα, mucus; ῥοία, a flow]. A profuse discharge of mucus from the trachea.

tracheobronchial (*tra-ke-o-brong'-ke-al*) [*tracheo-*; *bronchial*]. Pertaining to the trachea and a bronchus or the bronchi.

tracheobronchitis (*tra-ke-o-brong-ki'-tis*) [*tracheo ; bronchitis*]. Inflammation of the trachea and bronchi.

tracheobronchoscopy (*tra-ke-o-brong-kos'-co-pe*) [*tracheo-*; βρόγχος, bronchus; σκόπεω, I view]. Inspection of the interior of the trachea and bronchi.

tracheocele (*tra'-ke-o-sēl*) [*tracheo-*; κήλη, tumor]. 1. Protrusion of the mucous membrane of the trachea. 2. Goiter.

tracheoesophageal (*tra-ke-o-es-of-aj'-e-al*) [*tracheo-*; *esophagus*]. Pertaining to the trachea and the esophagus.

tracheolaryngeal (*tra-ke-o-lar-in'-je-al*) [*tracheo-*; *larynx*]. Pertaining to the trachea and the larynx

tracheolaryngotomy (*tra-ke-o-lar-ing-got'-o-me*) [*tracheo-*; *laryngotomy*]. Incision into the larynx and trachea; combined tracheotomy and laryngotomy.

tracheopathia osteoplastica (*tra-ke-o-path'-e-ah os-te-o-plas'-tik-ah*). A deposit of cartilage and bone in the mucosa of the trachea.

tracheopharyngeal (*tra-ke-o-far-in'-je-al*). Pertaining to both trachea and pharynx.

tracheophony (*tra-ke-off'-o-ne*) [*tracheo-*; φωνή, voice]. The sound heard over the trachea on auscultation.

tracheophyma (*tra-ke-o-fi'-mah*) [*tracheo-*; φυμα, a tumor]. A goiter, bronchocele.

tracheoplasty (*tra'-ke-o-plast-e*) [*tracheo-*; πλασσειν, to form]. Plastic surgery of the trachea.

tracheopyosis (*tra-ke-o-pi-o'-sis*) [*tracheo-*; πύον, pus]. Purulent tracheitis.

tracheorrhagia (*tra-ke-or-a'-je-ah*) [*tracheo-*; ῥηγνύναι, to burst forth]. Hemorrhage from the trachea.

tracheoschisis (*tra-ke-os'-kis-is*) [*tracheo-*; σχίζειν, to split]. Fissure of the trachea.

tracheoscopic (*tra-ke-o-skop'-ik*) [*tracheo-*; σκοπεῖν, to view]. Pertaining to tracheoscopy.

tracheoscopy (*tra-ke-os'-ko-pe*) [*tracheo-*; σκοπεῖν, to inspect]. Inspection of the interior of the trachea by means of a laryngoscopic mirror and reflected light.

tracheostenosis (*tra-ke-o-sten-o'-sis*) [*tracheo-*; *stenosis*]. Abnormal constriction or narrowing of the trachea.

tracheotome (*tra'-ke-o-tōm*) [*tracheo-*; τομή, a cutting]. A cutting instrument used in tracheotomy.

tracheotomist (*tra-ke-ot'-om-ist*). One skilled in tracheotomy.

tracheotomize (*tra-ke-ot'-om-īz*). To perform tracheotomy upon.

tracheotomy (*tra-ke-ot'-o-me*) [see *tracheotome*] The operation of cutting into the trachea through the cricothyroid membrane, or through the cricoid cartilage and the upper part of the

trachea. **t., inferior,** one performed below the isthmus of the thyroid gland. **t., superior,** one performed above the isthmus of the thyroid gland. **t.-tube,** a metal tube placed in the opening made in tracheotomy, and through which breathing is carried on

trachielcosis (*tra-ke-el-ko'-sis*) [*tracheo-*; ἕλκος, an ulcer]. Ulceration of the trachea.

trachielcus (*tra-ke-el'-kus*). An ulcer of the trachea.

trachitis (*tra-ki'-tis*). See *tracheitis*.

trachoma (*tra-ko'-mah*) [τραχύς, rough]. A contagious disease of the eyelids characterized by small, sago-like elevations on the conjunctiva, and later by cicatricial contraction and deformity of the lids. The friction of the elevations (*trachoma-granulations*) against the cornea often produces ulcer or pannus. Syn., *granular conjunctivitis; granular lids*. **t., Arlt's,** the granular form. **t., brawny,** a late stage of mixed trachoma, in which the surface of the conjunctiva is rather smooth although lymphoid infiltration persists. **t. deformans,** a name given to a form of vulvitis at the stage when it results in diffuse scar-tissue. **t., diffuse,** a high degree of mixed trachoma in which large growths cover the tarsal conjunctiva. **t., follicular, t., mixed,** the usual form of trachoma; see *t., Arlt's*. **t. laryngis.** See *t. of vocal cords*. **t., papillary,** in which the granulations are red and papillary. **t., Tuerck's.** See *Tuerck's trachoma*. **t. of vocal bands,** nodular swellings on the vocal cords; singers' nodes.

trachomatous (*tra-ko'-mat-us*) [*trachoma*]. Affected with or pertaining to trachoma

trachychromatic (*trak-e-kro-mat'-ik*) [τραχύς, rough; χρῶμα, color] Said of a nucleus with a deeply staining chromatin.

trachyphonia (*trak-if-o'-ne-ah*) [τραχύς, rough, φωνή, voice]. Roughness or hoarseness of the voice.

tract [*tractus*]. 1. A distinct, more or less defined region having considerable length. 2. Any one of the columns of white matter of the spinal cord. 3. A track or course. **t., acusticocerebellar,** a tract of fibers arising in the cerebellar nuclei and terminating in the nucleus of Deiters. **t., alimentary,** the alimentary canal, extending from the mouth to the anus. **t., anterior ascending cerebellospinal.** Same as *Gower's tract*. **t., cerebellar,** an ascending tract of fibers at the periphery of the posterior portion of the lateral column of the spinal cord. **t., crossed** or **lateral pyramidal,** that part of the pyramidal tract which decussates in the medulla. **t., descending enterolateral,** a few long fibers scattered in the anterior and lateral groundbundles of the spinal cord. **t., digestive,** the alimentary tract. **t., direct** or **anterior pyramidal,** that part of the pyramidal tract which does not decussate in the medulla. **t., direct cerebellar.** See *t., cerebellar*. **t., frontopontal,** a tract of nerve-fibers from the frontal lobe of the brain to the nucleus pontis. **t., genitourinary,** the genitourinary organs in continuity. **t., habenular,** a tract of fibers passing from the habenula to the mesal side of the red nucleus. **t., intermediate,** a tract of nerve-fibers from the corpus striatum to the motor cerebral nuclei, the nucleus pontis, and the opposite cerebellar hemisphere. **t., intermediolateral,** a tract of nerve-fibers in the lateral column of the spinal cord, midway between the anterior and posterior gray horns **t., motor,** the path for motor impulses from the brain to a muscle. **t., olfactory.** See *olfactory tract*. **t., optic.** See *optic tract*. **t., oval,** a part of the descending posteromedial tract of the spinal cord. **t., pontospinal, medial and lateral,** tracts of nerve-fibers arising in the nuclei of the pontile reticular substance and terminating at various levels in the spinal cord. **t., prepyramidal,** the ventral pyramids of the cord. **t., pupillodilator,** the bulbar and spinal portions of the anterior longitudinal bundle. **t., pyramidal,** the continuation in the spinal cord of the ventral pyramids of the oblongata. **t., respiratory,** the respiratory organs in continuity. **t., rubrospinal,** a tract of nerve-fibers from the red nucleus to the gray matter of the spinal cord. **t., semilunar,** a band of fibers in the outer portion of the cerebellum. **t., sensory,** any tract of fibers conducting sensation to the brain. **t., septomarginal,** a narrow strip of fibers in the posterior column close to the septum as high as the eleventh dorsal segment. **t., spinothalamic,** that part of the fibers in the anterior ascending cerebellospinal tract which goes to the lateral nucleus of the thalamus. **t., spinovestibular,** a tract of fibers in the posterior portion of the direct cerebellar tract going to the vestibular nucleus. **t., temporopontal,** a tract of nerve-fibers from the temporal lobe to the substantia nigra and nucleus pontis.

tractellum (*trak-tel'-lum*) [dim. of *tractus*, a tract; pl., *tractella*] That flagellum of a protozoan which precedes in locomotion.

traction (*trak'-shun*) [*trahere*, to draw]. The act of drawing or pulling. **t.-aneurysm,** an aneurysm due to traction on the aorta by an incompletely atrophied ductus arteriosus. **t., axis-,** traction in the axis or direction of a channel, as of the pelvis, through which a body is to be drawn. **t., axis-, forceps,** an obstetric forceps for performing axis-traction in the delivery of fetus **t.-diverticulum,** a circumscribed sacculation of the esophagus from the traction of adhesions. **t., elastic,** traction by an elastic force.

tractograph (*trak'-to-graf*) [*trahere*, to draw; γράφειν, to write]. An apparatus used to make traction tests.

tractor (*trak'-tor*) [*traction*]. 1. An instrument for making traction. 2. See *Perkinism*.

tractoration (*trak-tor-a'-shun*) [*tractor*]. Treatment by metallic tractors. See *Perkinism*.

tractus (*trak'-tus*) [L.]. See *tract*. **t. centralis,** a central tract. **t. iliotibialis,** the iliotibial band. **t. olfactorius,** the olfactory tract. **t. opticus,** the optic tract. **t. solitarius,** the respiratory bundle. **t. spinalis nervi trigemini,** the spinal tract, or ascending root, of the trigeminal nerve.

tragacanth (*trag'-a-kanth*) [τραγάκανθα, "goat-thorn"]. A gummy exudation from various species of *Astragalus*, of the order *Leguminosæ*, constituting the *tragacantha* of the U. S. P. and B. P. It resembles gum-arabic, and is used as a demulcent, and is added to water to suspend insoluble powders and for making troches. **t., glycerin of** (*glycerinum tragacanthæ*, B. P.). **t., mucilage of** (*mucilago tragacanthæ*, U. S. P.). Dose 4 dr. (16 Cc.). **t., powder of, compound** (*pulvis tragacanthæ compositus*, B. P.). Dose 30 gr.–1 dr. (2–4 Gm.).

tragal (*tra'-gal*) [*tragus*]. Pertaining to the tragus.

tragalism (*trag'-al-izm*) [τράγος, goat]. Salaciousness; sensuality.

tragi (*tra'-gī*) [pl. of *tragus*]. Hairs of the external auditory meatus.

tragicus (*traj'-ik-us*). See under *muscle.*

tragomaschalia (*trag-o-mas-kal'-e-ah*)] τ γ ρ ά γ ο ς, goat; μάσχαλη, the axilla]. Bromidrosis of one or both axillæ.

tragophonia, tragophony (*trag-off-o'-ne-ah, trag-off'-on-e*) [τράγος, goat, φωνή, voice]. Synonym of *egophony.*

tragopodia (*trag-op-o'-de-ah*) [τράγος, goat, πούς, foot]. Knock-knee.

tragus (*tra'-gus*) [τράγος, goat]. 1. The small prominence of cartilage projecting over the meatus of the external ear. 2 One of the hairs at the external auditory meatus.

trailer. See *hand, trailing.*

training (*trān-ing*). Systematic exercise for physical development or for some special attainment. **t.-school,** an institution where persons are instructed in nursing.

trait (*trāt*, or *trā*) [Fr., *trait*, a line]. Any natural characteristic or feature that is peculiar to an individual.

trajector (*tra-jek'-tor*) [L., "a piercer"] An instrument used to determine the approximate location of a bullet in the cranium or elsewhere.

trance (*trans*) [*transitus*, a passing or passage]. 1. A form of catalepsy, characterized by a prolonged condition of abnormal sleep, in which the vital functions are reduced very low and from which the patients ordinarily cannot be aroused. The breathing is almost imperceptible, and sensation abolished The onset and awakening are both very sudden. 2. The state of syncope much protracted. **t.-doctor,** a mesmerist. **t., ecstatic,** catalepsy **t., hysterical,** the trance-like condition sometimes met with in hysteria.

trans- [*trans*, across]. A prefix denoting through or across.

transanimation (*trans-an-im-a'-shun*) [*trans-; anima*, life]. The performing of artificial respiration on a stillborn infant.

transaudient (*trans-aw'-de-ent*) [*trans-; audire*, to hear]. Allowing the transmission of sound.

transcalent (*trans-ka'-lent*) [*trans-;* calere, to be warm]. Permeable to radiant heat rays.

transcendental (*tran-sen-den'-tal*) [*trans-; scandere*, to climb]. Beyond the bounds of experience, **t. anatomy,** philosophical anatomy.

transcondylar (*trans-kon'-dil-ar*). [*trans-; condyles*]. Across or through the condyles, indicating the line of incision in Carden's amputation.

transcortical (*trans-kor'-tik-al*) [*trans-; cortex*]. Across or through the cortex. From one part of the cortex to another.

transect (*tran-sekt'*) [*trans-; secare*, to cut] To make a transection

transection (*trans-ek'-shun*) [*trans-; section*] A section made across the long axis of a part.

transfer (*trans'-fer*) [*trans-; ferre*, to carry]. The change of anesthesia or hyperesthesia or other symptom from one part of the body to another, a phenomenon present in some cases of hysteria.

transference (*trans-fer'-ens*). 1. See *transfer.* 2. See *telepathy.*

transfix (*trans-fiks'*) [*trans-; figere*, to fix]. To pierce through and through.

transfixion (*trans-fik'-shun*) [*transfix*]. 1. The act of piercing through and through. 2. A method of amputation in which the knife is passed directly through the soft parts, the cutting being done from within outward.

transforation (*trans-for-a'-shun*) [*trans-; forare*, to pierce]. The act of perforating, as *transforation* of the fetal skull.

transforator (*trans'-for-a-tor*) [*trans-; forare*, to pierce]. An instrument for transforation of the fetal head.

transformation (*trans-for-ma'-shun*) [*trans-; formare*, to form]. 1. A change of form or constitution. 2. A change of one form of connective tissue into another. 3. Degeneration.

transformism (*trans-for'-mizm*) [*trans-; formare*, to form, shape]. In biology, the doctrine of descent with modification; the transmutation of species.

transfrontal (*trans-fron'-tal*) [*trans-; frons*, forehead]. Crossing the frontal lobe of the brain.

transfuse (*trans-fūz'*). To perform transfusion.

transfuser, transfusionist (*trans-fū'-zur, trans-fū'-zjun-ist*). One skilled in the transfusion of blood.

transfusion (*trans-fū'-zjun*) [*trans-; fundere*, to pour]. 1. A transfer of blood into the veins. 2. The introduction into a vessel of the body of blood, saline solution, or other liquid 3. The pouring of liquid from one vessel to another. **t., arterial,** transfusion of blood into an artery. **t., direct, t., immediate,** the transfusion of blood from one person to another without exposure of the blood to the air. **t., indirect, t. mediate,** the introduction of blood that was first drawn into a vessel **t. peritoneal,** transfusion into the peritoneal cavity. **t., reciprocal,** the exchange of equal volumes of blood between a patient suffering from a febrile disease and one who is convalescent from that disease. **t., venous,** transfusion into a vein.

transic (*trans'-ik*) [*trance*]. Relating to a trance.

transiliac (*trans-il'-e-ak*) [*trans-; ilium*, ilium]. Passing across from one ilium to the other, as the transiliac diameter or axis.

transilient (*trans-il'-e-ent*) [*trans-; salire*, to leap]. Extending across. **t. fiber,** a nerve-fiber passing from one convolution of the brain to another not immediately adjacent.

transillumination (*trans-il-ū-min-a'-shun*) [*trans-; illumination*]. Illumination of the walls of a cavity by a light passed through them, or, the throwing of an intense light through the substance of a hollow organ as a means of diagnosis.

transinsular (*trans-in'-sū-lar*) [*trans-; insula*, island] Traversing the insula of the brain or the island of Reil.

transischiac (*trans-is'-ke-ak*) [*trans-; ischium*]. Extending transversely from one ischium to the other.

transisthmian (*trans-isth'-me-an*). Across any isthmus, particularly the isthmus of the gyrus fornicatus.

transition (*trans-ish'-un*) [*transire*, to go over]. Change; passage from one state to another. **t.-resistance,** the resistance introduced into an electric current by the accumulation of decomposition-products upon the electrodes.

translation (*trans-la'-shun*) [L., *translatus*]. A change of location.

translucent (*trans-lū'-sent*) [*trans-; lucere*, to shine]. Permitting a partial transmission of light; somewhat transparent.

translucid (*trans-lū'-sid*). Semitransparent.

translumination (*trans-lū-min-a'-shun*). Synonym of *transillumination.*

transmigration (*trans-mi-gra'-shun*) [*trans-, migrare*, to wander]. 1. A wandering across or through; as *transmigration* of the ovum, *trans-*

migration of the white corpuscles. 2. Diapedesis. **t., external,** the passage of an ovum from one ovary to the opposite oviduct without traversing the uterus. **t., internal,** the passage of the ovum through its proper oviduct into the uterus and across to the opposite oviduct.

transmissibility (*trans-mis-ib-il'-it-e*) [*trans-; mittere,* to send]. The capability of being transmitted or communicated from one person to another.

transmission (*trans-mish'-un*) [*trans-; mittere,* to send]. 1. The communication or transfer of anything, especially disease, from one person or place to another. 2. See *heredity.* **t., duplex,** the property of nerves of transmitting impulses in two directions. **t., placental,** the conveyance of certain drugs and bacteria and their products through the fetoplacental circulation.

transmitting power. The faculty which an individual organism has of transmitting its individual peculiarities to its progeny.

transmutation (*trans-mū-ta'-shun*) [*transmutare,* to change]. The process of changing; the conversion of one substance or one form into another substance or form.

transnormal (*trans-nor'-mal*). More than normal, supernormal.

transocular (*trans-ok'-ū-lar*) [*trans-; oculus,* eye]. Extending across the eye.

transonance (*trans'-o-nans*) [*trans-; sonare,* to sound]. Transmitted resonance; the transmission of sounds through an organ, as of the cardiac sounds through the lungs and chest wall

transpalatine (*trans-pal'-at-in*) [*trans-, palatine*]. 1. Transverse, as a palatine bone, which extends on either side from the median line. 2. A bone of certain sauropsidan vertebrates.

transpalmar (*trans-pal'-mar*) [*trans-; palma,* palm]. Situated across the palm.

transpalmaris (*trans-pal-ma'-ris*) [*trans-; palma,* palm]. The palmaris brevis muscle. See *muscles.*

transparent (*trans-pa'-rent*) [*trans-; parere,* to appear]. Having the property of permitting the passage of light-rays without material obstruction, so that objects beyond the transparent body can be seen.

transperinæus (*trans-per-in-e'-us*) [*trans-; perinæum,* perineum]. The transversus perinæi muscle.

transperitoneal (*trans-per-it-on-e'-al*). Across the peritoneal cavity; through the peritoneum.

transpinalis (*trans-pi-na'-lis*) [*trans-; spinalis,* spinal]. Any intertransverse muscle of the vertebral column.

transpiration (*trans-pir-a'-shun*) [*trans-; spirare,* to breathe]. 1. The act of exhaling fluid or gas through the skin. 2. The material exhaled. **t., pulmonary,** the exhalation of watery vapor from the lungs.

transplantar (*trans-plan'-tar*) [*trans-; planta,* sole]. Lying across the sole.

transplantation (*trans-plan-ta'-shun*) [*trans-; plantare,* to plant]. The operation of transplanting or of applying to a part of the body tissues taken from another body or from another part of the same body. See *graft.* **t. of cornea,** see *keratoplasty.* **t. of teeth,** the insertion of a natural tooth from a foreign source in a natural alveolus.

transpleural (*trans-ploo'-ral*) [*trans-; πλευρά,* side] Crossing the pleural sac.

transport (*trans-port'*) [*trans-; portare,* to carry]. To transfer, to transplant.

transposition (*trans-po-zish'-un*) [*trans-; position*]. A change of position. **t. of the viscera,** a change in the position of the viscera to the side opposite to that normally occupied

transprocess (*trans-pros'-es*) [*trans-; processus,* process]. A transverse process.

trans-section (*trans-sek'-shun*). A cross-section.

trans-segmental (*trans-seg-ment'-al*). Across a segment of a limb or organ.

trans-septal (*trans-sep'-tal*) Across a septum.

trans-surgery (*trans-sur'-jer-e*) [*trans-; χείρ,* hand; ἔργειν, to work]. The punch method; as transurethral prostatectomy

transtemporal (*trans-tem'-po-ral*) [*trans-; tempus,* temple]. Crossing the temporal lobe.

transthalamic (*trans-thal-am'-ik*). Across the thalamus.

transthermia (*trans-ther'-me-ah*) [*trans-; θέρμη,* heat]. Diathermy.

transthoracic (*trans-tho-ras'-ik*) [*trans-; thorax*]. Extending across the thorax.

transthoracotomy (*trans-tho-rak-ot'-o-me*) [*trans-; thorax; τομή,* a cutting]. The operation of cutting across the thorax.

transubstantiation (*trans-sub-stan-she-a'-shun*) [*trans-; substantia,* substance]. The replacement of one tissue by another.

transudate (*trans'-ū-dāt*) [*trans-; sudare,* to perspire]. A liquid or other substance produced by transudation.

transudation (*trans-ū-da'-shun*) [*transudate*]. The passing of fluid through a membrane, especially of blood-serum through the vessel-walls.

transudatory (*trans-ū'-da-to-re*) [*trans-; sudare,* to perspire]. Passing by or pertaining to transudation

transude (*trans-ūd'*). To pass through a membrane.

transurethral (*trans-u-re'-thral*) [*trans-; οὐρήθρα,* urethra]. Operating via the urethra.

transvaginal (*trans-vaj'-in-al*). Across or through the vagina.

transversal (*trans-ver'-sal*) [*trans-; vertere,* to turn]. Transverse; running across.

transversalis (*trans-ver-sa'-lis*) [*trans-; vertere,* to turn]. Transverse; an artery (*transversalis colli*) or a muscle (*transversalis abdominis*) running transversely. See under *artery* and under *muscle.* **t. fascia,** the fascia on the inner surface of the transversalis abdominis between the latter and the peritoneum.

transverse (*trans-vers'*) [*trans-; vertere,* to turn]. Crosswise; at right angles to the longitudinal axis of the body. **t. presentation,** a presentation of the fetus at right angles to the longitudinal axis of the uterus.

transversectomy (*trans-ver-sek'-to-me*) [*transverse; ἐκτομή,* excision]. Removal of the transverse process of a vertebra.

transversus (*trans-ver'-sus*) [L.]. Transverse, as *transversus* muscle. See under *muscle.*

transvestism (*trans-vest'-izm*) [*trans-; vestis,* a garment]. Cross dressing; a man wearing woman's clothes, or *vice versa.*

transvestite (*trans-vest'-it*) [*transvestism*]. A person who indulges in transvestism.

trap (*trap*). A device for stopping the foul vapors from sewers and waste-pipes entering a house. It generally consists of S-shaped pipes, filled with water; some are provided also with valves. **t.-door, flap,** a semicircular or horseshoe flap made in trephining the skull.

trapezate (*trap'-ez-āt*). Same as *trapeziform.*

trapezial (*tra-pe'-ze-al*). Pertaining to the trapezium, or to the trapezius.

trapeziform (*tra-pez'-if-orm*) [τράπεζα, table; *forma*, form] Having the shape of a trapezium.

trapeziometacarpal (*tra-pe-ze-o-met-ah-kar'-pal*) [*trapezium; metacarpal*]. Pertaining to the trapezium and the metacarpus.

trapezium (*tra-pe'-ze-um*) [τραπεζά, a table] 1. The multangulum majus, the first bone of the second row of carpal bones. 2. A tract of transverse fibers situated in the lower part of the pons, inclosing the superior olivary nucleus, and connected with the accessory auditory nucleus.

trapezius (*tra-pe'-ze-us*). See under *muscle*.

trapezoid (*trap'-ez-oid*) [τράπεζά, a table; εἶδος, like]. A geometrical four-sided figure having two parallel and two diverging sides. **t. bone**, or simply *trapezoid*, the multangulum minus, the second bone of the second row of the carpus. **t. ligament.** See *ligament, trapezoid*. **t. line**, a rough line on the clavicle to which the t. ligament is attached

Trapp's formula [Hermann *Trapp*, German physician]. The product obtained by doubling the last two figures of the specific gravity of the urine roughly indicates the number of grams of solids per 1000 Cc. of urine.

Traube's corpuscles (*trow'-beh*) [Ludwig *Traube*, German physician, 1818–1876] Normal red blood-corpuscles appearing as pale yellowish rings. Syn., *phantom corpuscles*. **T.'s curves**, large rhythmic undulations seen in a sphygmographic tracing soon after respiration has ceased; they are attributed to stimulation of the vasomotor center in the oblongata. **T.'s dyspnea**, dyspnea with slow respiratory movements, marked expansion of the thorax during inspiration, and collapse during expiration; it is noted in diabetes mellitus. **T.'s phenomenon**, a double sound, systolic and diastolic, heard over peripheral arteries, especially the femoral, in aortic insufficiency, occasionally also in mitral stenosis, lead-poisoning, etc. **T.'s plugs.** See *Dittrich's plugs*. **T.'s semilunar space**, the space in which the tympanitic sound of the stomach can be heard within the thorax under normal conditions; it is bounded by the liver, the lower border of the left lung, the spleen, and the arch of the free ribs.

Traube-Hering's curves (*trow'-beh-ha'-ring*) [*Traube;* Ewald *Hering*, German physician, 1834–]. See *Traube's curves*.

traulism, traulismus (*traw'-lizm, traw-liz'-mus*) [τραυλισμός, a lisping]. A lisping; a stammer; drawling, or imperfect utterance.

trauma (*traw'-mah*) [τραῦμα, a wound: *pl., traumata*]. A wound; an injury. **t., psychic**, a disagreeable emotional experience.

traumasthenia (*traw-mas-the'-ne-ah*) [*trauma;* ἀσθένεια, weakness]. Railway spine, *q. v.*

traumatic (*traw-mat'-ik*) [*trauma*]. Pertaining to or caused by a wound or injury. **t. degeneration**, the degeneration of the ends of nerves at the point of section, extending to the nearest node of Ranvier, after which fatty degeneration begins. **t. fever**, fever following within from eight to thirty-six hours of an operation or injury. It is due to absorption of poisonous material from the seat of injury. **t. hysteria.** See *frighi-neuroses*. **t. infective diseases**, a class of diseases characterized by definite symptoms following wounds or abrasions. **t. suggestion.** See *autosuggestion*.

traumaticin (*traw-mat'-is-in*) [*trauma*]. A solution of guttapercha in chloroform used for closing superficial wounds.

traumatism (*traw'-mat-izm*) [*trauma*]. 1. The condition produced by trauma. 2. Improperly, trauma.

traumatize (*traw'-mat-īz*). To produce a wound or injury.

traumatol (*traw'-mat-ol*) [*trauma*]. Iodocresol, C_7H_7IO, obtained by the action of iodine on cresol It is an odorless, reddish-violet precipitate containing 54 % of iodine, soluble in chloroform and carbon disulphide, insoluble in water, acid, and alcohol. It is a surgical antiseptic, used pure as a dusting-powder and in 5–10 % pastes and ointments.

traumatology (*traw-mat-ol'-o-je*) [*trauma;* λόγος, science] The science or description of wounds.

traumatonesis (*traw-mat-o-ne'-sis*) [τραῦμα, a wound; νῆσις, a suture]. Suture of a wound.

traumatopathy (*trau-mat-op'-ath-e*) [*trauma;* πάθος, suffering]. Pathological condition due to wounds or other violence.

traumatopnea (*traw-mat-op-ne'-ah*) [*trauma;* πνοή, breath]. The passage of respiratory air through a wound in the chest-wall.

traumatopyra (*traw-mat-o-pi'-rah*) [τραῦμα, wound; πῦρ, fever]. Synonym of *traumatic fever*.

traumatosepsis (*traw-mat-o-sep'-sis*) [τραῦμα, a wound; σῆψις, putrefaction]. Synonym of *hospital gangrene*

traumatosis (*traw-mat-o'-sis*) [*trauma*]. Traumatism.

travail (*trav'-il*). Labor in childbed.

travel-sickness. Car-sickness.

tray (*tra*). A flat, shallow vessel of glass, hard rubber, or metal, for holding instruments during a surgical operation.

treacle (*tre'-kl*). The uncrystallized residue remaining after the refining of cane-sugar. See *theriaca*, and *molasses*.

treat (*trēt*). To manage disease by the application of remedies.

treatment (*trēt'-ment*) [*tractare*, to treat]. The means employed in effecting the cure of disease; the management of disease or of diseased patients. **t., active**, that which is vigorously applied to the disease. **t., causal**, that which is directed to the removal of the cause of a disease. **t., conservative**, that which abstains from any interference until absolutely indicated; in surgical cases it aims at preservation rather than mutilation. **t., empirical**, see *empiric*. **t., expectant.** See *expectant*. **t., mixed**, treatment of syphilis with mercury and potassium iodide. **t., palliative**, that which is directed towards relief of symptoms rather than to cure of the disease. **t., preventive, t., prophylactic.** See *preventive, prophylactic*. **t., rational.** See *rational*. **t., specific.** See *specific*. **t., supporting**, that which is directed to keeping up the strength of the patient. **t., symptomatic.** See *symptomatic*. **t., terrain.** See *terrain-cure*.

trefoil tendon. The central tendon of the diaphragm.

trefusia (*tre-fū'-se-ah*). A red-brown, soluble powder, obtained by drying defibrinated blood. It is used in chlorosis.

trehala (*tre-hah'-lah*) [Turkish] *Turkish manna;* a variety of manna derived from the cocoons of *Larinus maculatus*, an insect that feeds upon an Asiatic thistle, *Echinops persica*.

trehalose (*tre-hal'-ōs*), $C_{12}H_{22}O_{11}$. A carbohydrate resembling sugar, derived from ergot and from trehala manna.

Treitz's fossa [Wenzel *Treitz*, Austrian physician, 1819–1872]. The inferior duodenal fossa; a fossa in the peritoneum on the left side of the ascending duodenum. **T.'s hernia.** Retroperitoneal hernia; duodenojejunal hernia. **T.'s ligament,** a fold of the peritoneum extending from the duodenojejunal junction to the left crus of the diaphragm. **T.'s muscle,** the suspensory muscle of the duodenum; a thin, triangular muscle that arises from the left crus of the diaphragm and the connective tissue surrounding the celiac axis, and is inserted into the duodenojejunal flexure

Trélat's sign (*tra-lah'*) [Ulysse *Trélat*, French surgeon, 1828–1890]. Yellowish spots in the vicinity of tuberculous ulcers of the mouth. **T.'s speculum,** a bivalve speculum for the rectum.

trema (*tre'-mah*) [τρῆμα, a hole] 1. A synonym of *foramen*. 2 The vulva. 3 A genus of the *Ulmaceæ*. **t. orientalis,** Indian nettle-tree. The bark, leaves, and root are used as a remedy for epilepsy

trematode (*trem'-at-ōd*) [τρῆμα, hole; εἶδος, like]. One of the *Trematoda*, a class of worms, some of which are parasitic in man and lower animals.

trematodiasis (*trem-at-o-dī'-as-is*). Infestation with a trematode.

trematoid (*trem'-at-oid*). Pertaining to a fluke or trematode worm.

tremble (*trem'-bl*) [*tremere*, to tremble] To be affected with slight, quick, and continued vibratory movements; to quiver.

trembles (*trem'-blz*) [*tremere*, to tremble]. Synonym of *milk-sickness* Also used as a synonym of *paralysis agitans*.

trembling (*trem'-bling*) [*tremere*, to tremble]. A tremor, quivering; affected with involuntary muscular agitation. **t. chair,** a chair used in the treatment of paralysis agitans for giving vibratory motion to the body seated in it. **t. palsy.** Synonym of *paralysis agitans*

tremelloid (*trem'-el-oid*). Jelly-like.

tremellose (*trem'-el-os*) [*tremere*, to tremble]. In biology, jelly-like.

tremogram (*trem'-o-gram*) [*tremere*, to tremble; γράμμα, a writing]. The tracing of tremor made by means of the tremograph

tremograph (*trem'-o-graf*) [*tremor*; γραφή, a writing] A device for recording tremor.

tremolo (*trem'-o-lo*). An apparatus for performing massage; a vibrator.

tremophobia (*trem-o-fo'-be-ah*). Undue fear of trembling.

tremor (*trem'-or*) [*tremere*, to shake]. A trembling of the voluntary muscles. **t. arsenical,** a tremor the result of arsenical intoxication. **t. artuum,** paralysis agitans. **t. capitis,** tremor affecting the muscles of the neck and head. **t. coactus.** Synonym of *t., forced*. **t., coarse,** one with not more than six or seven vibrations per second. **t., continuous,** a form of tremor which resembles that of paralysis agitans; it is, however, likely to be remittent, and may be diminished or arrested by voluntary effort. **t., convulsive.** See *paramyoclonus*. **t. cordis,** a sudden rapid fluttering of the heart, and the ordinary full pulse of health suddenly drops to a mere tremulous thread. A symptom often met in neurotic persons. **t., epileptoid,** intermittent clonus with tremor. **t., fibrillary,** tremor caused by consecutive contractions of separate muscle-fibrillæ. **t., fine,** one with ten or twelve vibrations per second. **t., forced,** the convulsive movements persisting during repose after voluntary motion, due to an intermittent and rhythmic irritation of the nervous centers. **t., hysterical,** the tremor observed in hysteria, and due to the uncertainty of nervous impulse. **t., intention,** one appearing on voluntary movement. **t., intermittent,** the tremor commonly observed in hemiplegics on any attempt at voluntary motion. **t., mercurial,** a peculiar form of tremor observed among smelters and others exposed to the fumes of mercury. It is sudden or gradual in onset, and is usually unaccompanied by salivation. The arms are first involved, and then the entire muscular system. If allowed to go on, paralysis, mania and idiocy may result. **t. metallicus.** See *t., mercurial*. **t., muscular,** slight, oscillating, rhythmical muscular contractions. **t. potatorum,** delirium tremens. **t., purring.** Synonym of *purring thrill*. **t., Rendu's type of,** a hysterical tremor provoked or increased by volitional movements **t. saturninus,** the tremor of lead-poisoning. **t. tendinum.** Synonym of *subsultus tendinum*. **t., vibratile.** Synonym of *fremitus*. **t., volitional,** a trembling of the entire body during voluntary effort as observed in multiple sclerosis. See *t, intentional*. **t.s from zinc-poisoning.** Synonym of *brass-founder's ague* (*q. v* under *ague*).

tremorless (*trem'-or-less*) [*tremere*, to tremble]. Free from tremor.

tremulation (*trem-ū-la'-shun*) [*tremulare*, to tremble]. A tremulous condition.

tremulor (*trem'-ū-lor*). An appliance for the administration of vibratory massage.

tremulous (*trem'-ū-lus*) [*tremor*]. Trembling, quivering, as *tremulous* iris

trench back. See *back* **t. fever.** See *fever*. **t. foot.** See *foot*. **t. nephritis,** see *nephritis*.

Trendelenburg position [Friedrich *Trendelenburg*, German surgeon, 1844–1924]. One in which the patient lies on the back on a plane inclined at about 45°, the pelvis higher than the head.

trepan (*tre-pan'*) [τρυπᾶν, bore]. See *trephine*.

trepanatio (*trep-an-a'-she-o*). See *trephining*. **t. corneæ,** an operation for conical cornea, by means of the conical trephine

trepanation (*trep-an-a'-shun*) [*trepan*]. The operation of trephining.

trepanize (*trep'-an-īz*) [*trepan*]. To trepan.

trepanning (*tre-pan'-ing*). Boring; using the trephine. **t.-elevator,** a lever used to raise the piece of bone detached by the trepan.

Trepanosoma (*trep-an-o-so'-mah*). See *Trypanosoma*.

trepanosomiasis (*trep-an-o-so-mī'-as-is*). See *trypanosomiasis*.

trephination (*tref-in-a'-shun*). See *trephining*.

trephine (*tre-fīn*) [Fr., *trephine*]. 1. An instrument for cutting out a circular piece of bone, usually from the skull. 2. To operate with the trephine. **t. brace,** a trephine with an ordinary carpenters' brace. **t., conical,** a trephine with a truncated cone-shaped crown and provided with oblique ridges on its outer surface to stop its progress as soon as the bone is penetrated. **t., corneal,** a small cutting trephine used to remove a circular section from the summit of a conical cornea. It is manipulated with the thumb and finger. **t. of Gault,** a form of conical trephine. **t., nasal,** an instrument made of a

steel shaft ending in a small, fenestrated tube, having a knife or saw edge. **t., tympanic,** an instrument made of a small steel shaft ending in a small, polished tube, 2 mm. in diameter, with a cutting edge.

trephiner (*tre-fi'-ner*). One who trephines.

trephining (*tre-fi'-ning*) [*trephine*]. The operation of cutting bone with a trephine.

trephones (*tref'-ōnz*) [τρέφειν, to nourish]. Substances produced by certain cells and used as food material by other cells.

trepidatio (*trep-id-a'-she-o*) [*trepidare*, to be agitated]. The state of agitation. **t. cordis,** palpitation of the heart.

trepidation (*trep-id-a'-shun*) [*trepidare*, to tremble]. 1. Trembling. 2. A peculiar oscillatory movement at times seen in the muscles after hemiplegia.

trepol (*tre'-pol*). Trade name of a tartro-bismuthate of potassium and sodium; it contains 64% of bismuth in olive oil.

Treponema pallidum (*tre-po-ne'-mah pal'-id-um*). The pathogenic parasite of syphilis. Syn., *Spirochæta pallida*. **T., pertenue,** the supposed pathogenic parasite of yaws. Syn., *Spirochæta pertenuis*.

treponemicidal (*trep-o-nem-is-i'-dal*) [*treponema; cædere*, to kill]. 1. Destructive to any treponema. 2. Antisyphilitic.

treppe (*trep'-eh*). See *summation*.

Tresilian's sign, of mumps (*tres-il'-e-an*) [Frederick James *Tresilian*, British physician]. The opening of Stenson's duct on inner surface of cheek opposite second upper molar becomes a bright red papilla.

tresis (*tre'-sis*) [τετραίνειν, to pierce]. Wound, perforation. **t. causis,** see *burn*. **t. punctura,** a puncture. **t. vulnus,** a wound.

Tretop's test for albumin in urine. Four or 5 Cc. of fresh urine are heated in a test-tube nearly to boiling-point, and a few drops of 40% formalin added after it is removed from the flame. Any albumin in the urine is coagulated like the white of an egg, and accumulates on the surface and walls of the tube.

Treves' bloodless fold [Sir Frederick *Treves*, English surgeon, 1853–1923]. The ileoappendicular fold. A quadrilateral fold of the peritoneum attached by its upper border to the ileum, opposite the mesenteric attachment, and by its lower border to the mesoappendix or to the appendix itself. The outer or right border is attached to the inner aspect of the cecum as far down as the appendix, the left or inner concave margin being free.

tri- [τρεῖς, or *tres*, three]. A prefix denoting three

triacetate (*tri-as'-e-tāt*). An acetate containing three molecules of the acetic-acid radical.

triacetin (*tri-as'-et-in*) [*tres*, three; *acetum*, vinegar]. $C_3H_5(C_2H_3O_2)_3$. An oily liquid found in cod-liver oil, in some of the fats, in the oil of *Euonymus europæus* and in a mixture of glycerin and glacial acetic acid.

triacid (*tri-as'-id*) [*tri-; acidum*, acid]. Of an alcohol, containing three atoms of hydrogen replaceable by a base.

triacol (*tri'-ak-ol*). Trade name of a preparation containing sodium, potassium and ethyl-morphine salts of guaiacol-sulphonic acid: used in phthisis and other chronic lung affections.

triad (*tri'-ad*). See under *quantivalence*. **t., Hutchinson's,** the combination of notched teeth, interstitial keratitis and otitis, found in subjects of hereditary syphilis.

triakaidekaphobia (*tri-a-ki-dek-af-o'-be-ah*) [τριακαίδεκα, thirteen; φόβος, fear]. Insane fear of the number thirteen.

trial (*tri'-al*) [Fr., *trier*, to try]. The act of trying or testing. **t.-case,** a box of lenses for testing and estimating the refraction of the eye, containing biconvex, biconcave, cylindrical, prismatic, and other lenses. **t.-frame,** a spectacle-frame into which the trial-lenses may be slipped. **t.-glasses** or **t.-lenses,** a graduated set of concave, convex, cylindrical, and prismatic lenses used in testing vision. See *spectacle-lenses*. **t.-jar,** a jar in which mixed liquids are allowed to stand in order that they may separate by gravity.

triallylamine (*tri-al-il-am'-in*). A volatile base having the formula $(C_3H_5)_3N$.

triamine (*tri-am'-in*). A compound derived from three molecules of ammonia in which the hydrogen has in part or wholly been replaced by bases.

triangle (*tri'-ang-gl*) [*tri-; angulus*, an angle]. A figure having three sides and three angles. **t. of Bryant.** See *t., iliofemoral*. **t., carotid, inferior,** a triangle located in the neck; it is bounded in front by the median line of the neck, behind by the anterior margin of the sternomastoid, and above by the anterior belly of the omohyoid. Its floor is formed by the longus colli below and the scalenus anticus above. The common carotid artery, internal jugular vein, vagus nerve, superficialis colli nerve, a branch of the communicans noni, the inferior thyroid artery, the recurrent laryngeal nerve, the sympathetic nerve, the trachea, thyroid gland, and larynx are the important structures within it. Syn., *triangle of necessity*. **t., carotid, superior,** a triangle located in the neck; it is bounded behind by the sternomastoid, in front by the anterior belly of the omohyoid, and above by the posterior belly of the digastric. Its floor is formed by the thyrohyoid, hyoglossus, and inferior and middle constrictors of the pharynx. The most important structures contained within it are the common carotid artery and its bifurcation into the external and internal carotids, the superior thyroid artery, the lingual artery, the facial artery, the occipital and ascending laryngeal arteries, the internal jugular vein, and the veins corresponding to the arteries mentioned, the descendens noni, hypoglossal, pneumogastric, sympathetic, spinal accessory, superior laryngeal, and external laryngeal nerves. Syn., *triangle of election*. **t., cephalic,** a triangle on the anteroposterior plane of the skull, bounded by lines joining the occiput with the forehead and with the chin and a line joining the latter two. **t., digastric.** See *t., submaxillary*. **t. of elbow,** a triangle lying in front of the elbow with the base directed upward toward the humerus, and bounded externally by the supinator longus and internally by the pronator radii teres. Its floor is formed by the brachialis anticus and supinator brevis. Its contents are the brachial artery and veins, the radial and ulnar arteries, the median and musculospiral nerves, and the tendon of the biceps. **t. of election.** See *t., carotid, superior*. **t., extravesical.** See *Pawlik's triangle*. **t., fascial,** a triangle formed by lines uniting the basion with the alveolar and nasal points and a line joining the latter two. **t., frontal,** a triangle bounded by the maximum frontal diameter and lines joining its extremities and the glabella. **t. of Hesselbach.** See *Hesselbach's triangle*. **t.**

hypoglossohyoid, a triangular space in the lateral subhyoid region, limited above by the hypoglossal nerve, in front by the posterior border of the mylohyoid muscle, behind and below by the tendon of the digastric muscle. The area is occupied by the hypoglossal muscle, which covers the lingual artery. **t., iliofemoral,** a triangle located at the hip. Its hypothenuse is formed by Nélaton's line, a second side by the continuation outward of a line drawn through the two superior iliac spines, and the third by a line drawn at right angles to this form the summit of the greater trochanter. **t., inferior occipital,** a triangle having the bimastoid diameter for its base and the inion for its apex. **t., infraclavicular,** a triangle situated below the clavicle; it is bounded above by the clavicle, below and to the inner side by the upper border of the great pectoral muscle, and to the outer side by the anterior border of the deltoid. It contains the axillary artery. **t., inguinal.** Same as *t., Scarpa's.* **t., interdeferential.** See *trigone.* **t. of Lesser,** a triangle located in the neck. Its boundaries are as follows: at its upper border, the hypoglossal nerve; the two sides are formed by the anterior and posterior bellies of the digastric muscle. It is covered by the skin, superficial and deep fascia, and apex of the submaxillary gland. The floor is formed by the hypoglossus muscle. It contains the ranine vein and hypoglossal nerve. **t., lumbocostoabdominal,** a triangle bounded anteriorly by the external oblique, superiorly by the lower border of the serratus posticus inferior and the point of the twelfth rib, posteriorly by the outer edge of the erector spinæ, and inferiorly by the internal oblique. **t., Malgaigne's.** See *t., carotid, superior.* **t., mylohyoid,** the space bounded by the mylohyoid and the two bellies of the digastric **t. of necessity.** Same as *t., carotid, inferior* **t. of the neck, anterior,** a triangle bounded anteriorly by a line extending from the chin to the sternum, posteriorly by the anterior margin of the sternomastoid the base being formed by the lower border of the body of the inferior maxilla and a continuation of this line to the mastoid process of the temporal bone. It is subdivided into three smaller triangles by the digastric muscle above and the anterior belly of the omohyoid below. These are named from below upward the *inferior carotid,* the *superior carotid,* and the *submaxillary* **t. of the neck, posterior,** a triangle bounded anteriorly by the sternomastoid muscle, posteriorly by the anterior margin of the trapezius; the base is formed by the upper border of the clavicle; the apex corresponds to the occiput. It is divided by the posterior belly of the omohyoid muscle into two triangles, the *occipital* or *upper,* and the *subclavian* or *lower* **t., occipital,** a triangle with the following boundaries. anteriorly, the sternomastoid muscle; posteriorly, the trapezius; and below, the omohyoid muscle. Its important contents are the spinal accessory nerve, the ascending and descending branches of the cervical plexus, and the transversalis colli artery and vein. **t., omoclavicular.** Same as *t., subclavian, q. v.* **t., omohyoid.** Same as *t., superior carotid.* **t., omotracheal.** See *t., carotid inferior.* **t., palatal,** a triangle having the width of the palate as its base and the alveolar point as its apex. **t. of Petit.** See *Petit's triangle.* **t., pubourethral,** a triangle situated in the perineum. Its boundaries are externally the bulbocavernosus muscle, and posteriorly the transversus perinæi. **t., Scarpa's,** a triangle located in the proximal third of the thigh. The boundaries are, externally, the sartorius muscle; internally, the adductor longus muscle, and above, Poupart's ligament. Its important contents are the femoral artery and vein, the anterior crural nerve, and the crural branch of the genitocrural nerve. **ts., Simon's,** the groin, the internal face of the thighs, and the hypogastric region form the *femoral triangle of Simon;* the surface of the axilla, the pectoral region, and the inner aspect of the arm, *the brachial triangle of Simon.* **t., subclavian,** a triangle bounded above by the posterior belly of the omohyoid muscle, below by the upper border of the clavicle. Its base is formed by the sternomastoid muscle. It contains the subclavian artery and occasionally the vein, the bracial plexus of nerves, the suprascapular vessels, the transversalis colli artery and vein, and the external jugular vein. **t., submaxillary,** a triangle formed above by the lower border of the body of the inferior maxilla and a continuation of this line to the mastoid process of the temporal bone, below by the posterior belly of the digastric and the stylohyoid muscle, and anteriorly by the middle line of the neck. It contains the submaxillary gland, the facial artery and vein, the submental artery, the mylohyoid artery and nerve, and the stylomaxillary ligament, behind which is the external carotid artery. **t., suboccipital,** a triangle in the posterior part of the neck, formed by the rectus capitis posticus major and superior and inferior oblique muscles, and containing the vertebral artery **t., suprameatal.** See *Macewen's triangle.* **t., surgical,** a triangular space containing important vessels and nerves which may require to be operated upon. **t., vesical,** a triangle at the base of the bladder—the trigonum of the urinary bladder. The apex is at the beginning of the urethra, and the other two angles at the orifices of the ureters.

triangular (*tri-ang'-gū-lar*) [*triangle*]. Having three sides or angles, as the *triangular* ligament.

triangularis (*tri-ang-gū-la'-ris*). A triangular muscle. See under *muscle.*

triangulum (*tri-ang'-gū-lum*). Triangle; trigone.

triatomic (*tri-at-om'-ik*) [*tri-; atom*]. *1.* Consisting of three atoms. *2.* Having three atoms of replaceable hydrogen.

tribachius (*tri-bra'-ke-us*) [*tri-; βραχίων*, arm]. A monster with three arms.

tribade (*trib'-ād*) [*tribadism*]. 1. One who indulges in tribadism. 2. The active agent in tribadism

tribadism (*trib'-ad-izm*) [*τρίβειν*, to rub]. Unnatural sexual relations between women, produced by friction of the genitals.

tribasic (*tri-ba'-sik*) [*tri-; basis*, a base]. Having three hydrogen atoms replaceable by bases.

tribasilar (*tri-bas'-il-ar*). Having three bases. **t. synostosis,** early fusion of the three bones (occipital, sphenoid and temporal) at the base of the skull, producing arrested cerebral development and idiocy.

triboluminescence (*tri- bo-lū-min-es'-ens*) [*τρίβειν*, to rub]. Luminosity induced by friction.

tribromaniline (*tri-bro-man'-il-in*), $C_6H_4Br_3N$. Colorless needles obtained from aniline by action of bromine. **t. hydrobromide.** See *bromamide.*

tribromhydrin (*trī-brom-hī'-drin*) See *allyl tribromide.*

tribromide (*trī brōm'-id*) [*trī-; bromide*] A compound of bromine containing three atoms of bromine in the molecule

tribrommethane (*trī-brōm-meth'-ān*) [*trī , bromine, methane*] Bromoform

tribromobenzol (*trī-bro-mo ben'-zol*) $C_6H_3Br_3$ A bromine substitution product of benzene

tribromosalol, tribromsalol (*trī bro mo sa'-lol, trī-brōm-sa'-lol*), $C_6H_5C_7H_2Br_3O_3$ A crystalline substance used as an intestinal antiseptic and hypnotic

tribromphenol (*trī brōm fe' nol*) [*trī-, βρῶμος*, stench, *phenol*], $C_6H_2Br_3OH$ A substance produced by the reaction of phenol with bromine It is antiseptic especially for the intestinal tract Dose 1–4 gr (0 06–0 26 Gm) **t -bismuth,** xeroform

tribromphenyl salicylate (*trī-brom-fen'-il*) Tribromsalol

tributum (*trib u'-tum*) [*tribuere*, to render] A tribute. **t lunare.** Synonym of *menstruation*

tricalcic (*trī kal' sik*) [*trī , calcium*] Containing three atoms of calcium

tricaudalis (*trī kaw da lis*) [*trī , cauda*, a tail] The retrahens aurem muscle, so called because it is composed of three slips

tricellular (*trī-sel'-u lar*) [*trī-, cellula*, a cell] Having three cells

tricephalus (*trī sef' al us*) [*trī , κεφαλη* head] A monster with three heads

triceps (*trī'-seps*) [*trī , caput* head] Three-headed, a muscle having three heads See under *muscle*

trich-, tricho- (*trik trik o*) [*θριξ* a hair] A prefix signifying pertaining to a hair

trichangeia (*trik-an je'-ah*) [*trich-, ἀγγεῖον*, a vessel] The capillary blood-vessels

trichangeiectasis (*trik-an je-ek ta'-sis*) [*trichangeia, ἔκτασις*, extension] Dilatation of the capillaries

trichatrophia (*trik at ro' fe-ah*) [*trich-, atrophy*] A brittle state of the hair from atrophy of the hair-bulbs

trichauxis (*trik-awks'-is*) [*trich , αὔξησις*, increase] Hypertrichiasis

trichesthesia, trichæsthesia (*trik-es-the'-ze-ah*) [*trich , αἴσθησις*, sensibility] 1 A peculiar form of tactile sensibility in regions covered with hairs 2 See *trichoesthesia*

trichiasis (*trik-ī'-as-is*) [*θριξ*, a hair] A state of abnormal position of the eyelashes, so that they produce irritation by friction upon the globe **t. of the anus,** an incurvation of the hairs about the anus, so that they irritate the mucous membrane

Trichina (*trik-ī'-nah*) [*θριξ*, a hair] A genus of nematode worms, of which one species, *T spiralis*, is parasitic in the hog and at times in man See *trichinosis*

Trichinella spiralis (*trik-in-el'-ah spī-ra'-lis*) Same as *Trichina spiralis*

trichinelliasis (*trik-in-el-ī'-as-is*) Trichinosis

trichinellosis (*trik-in-el-o'-sis*). Trichinosis

trichiniasis (*trik-in-ī'-as-is*) See *trichinosis*

trichiniferous (*trik-in-if'-er-us*) [*trich-; ferre*, to bear] Containing trichinæ

trichinization (*trik-in-iz-a'-shun*) Infestation with trichinæ

trichinophobia (*trik-i-no-fo'-be-ah*) [*trichina, φόβος*, fear] Morbid fear of trichinosis

trichinoscope (*trik-ī'-no-skōp*) A microscope for the detection of *Trichina spiralis*

trichinosis (*trik in-o'-sis*) [*trichina*] A disease produced by the ingestion of pork containing *Trichina spiralis* It is characterized by nausea, vertigo, fever, diarrhea, prostration, stiffness and painful swelling of the muscles, edema of the face, and in some cases perspiration, insomnia, and delirium

trichinotic (*trik-in-ot'-ik*) [*trich-, νοσός*, disease]. Pertaining to or affected with trichinosis

trichinous (*trik'-in-us*) [*trichina*] Infested with or containing trichinæ

trichismus (*trik-iz'-mus*) [*θρίξ*, a hair] 1 A scarcely perceptible fracture 2 A capillary fissure or crack

trichitis (*trik ī' tis*) [*trich , itis*, inflammation]. Inflammation of the hair-bulbs

trichiurus (*trik-e-u'-rus*) The trichocephalus or threadworm

trichloracetic acid (*trī-klor-as-e'-tik*) See *acid, trichloracetic*

trichloraldehyde (*trī klor al'-de hid*) Chloral

trichlorbutaldehyde (*trī klor-bū tal'-de-hid*) Buty chloral

trichlorbutylalcohol (*trī-klor-bū-til-al'-ko-hol*). Chloretone

trichlorethylene (*trī klor eth' il in*) A local anesthesia

trichlorhydrin (*trī klor-hī'-drin*), $C_3H_5Cl_3$ A colorless oily liquid with odor of alcohol

trichloride (*trī-klor'-id*) [*trī-, chloride*] A compound containing chlorine in the proportion of three atoms to one of the base

trichlormethane (*trī klor-meth'-an*) Chloroform.

trichloropropane (*trī klor-o-pro' pan*) Same as *trichlorhydrin*

trichloroquinone (*trī-klo-ro-kwin' ōn*), $C_6HCl_3O_2$. A crystalline substance obtained from a sulphuric-acid solution of phenol by action of potassium chlorate with HCl

trichlorphenol (*trī klōr-fe'-nol*) [*trī-, χλωρος* green, *phenol*], $C_6H_2Cl_3(OH)$ A derivative of phenol used as a disinfectant

tricho- See *trich-*

trichoæsthesia. See *trichoesthesia*

trichobacteria (*trik-o-bak te'-re-ah*) [*tricho-, bacteria*] 1 Flagellate bacteria 2 Filamentous bacteria

trichobezoar (*trik-o-be'-zo-ar*) [*tricho-, bezoar*] A hair ball or concretion in the stomach or intestine See *egagropilus*

trichocardia (*trik-o kar'-de-ah*) [*tricho-, καρδια*, heart] Inflammation of the pericardium with pseudomembranous elevations

trichocephaliasis (*trik-o-sef-al-ī'-as-is*) [*trichocephalus*] The disease produced by threadworms

Trichocephalus (*trik o-sef'-al-us*) [*tricho-, κεφαλη*, head] A genus of nematode worms, the threadworms **T. dispar,** a variety parasitic in the intestine, especially the large intestine **T. trichiuris.** Same as *T dispar*

trichocirsus (*trik-o-sir'-sus*) [*tricho-, κιρσός*, a varix] Abnormal capillary dilatation

trichoclasis, trichoclasia (*trik-ok'-las-is, trik-o-kla'-ze-ah*) See *trichorrhexis nodosa*

trichocryptosis (*trik-o-krip-to -sis*) [*trich-; κρυπτός*, hidden] Any disease of the hair-follicles

trichocyst (*trik'-o-sist*) [*trich-, κύστις*, bladder] In biology, a small vesicle containing a thread, which can be shot out rapidly, like the nematocyst of a cœlenterate, and found in the ectoplasm of the *Infusoria* and in some of the *Flagellata*

trichodangeia (*trik-od-an'-je-ah*) [*τριχώδης*, hair-like, *ἀγγεῖον*, vessel, pl of *trichodangeium*] A term synonymous with capillaries

trichodangeitis (*trik-od-an-je-i'-tis*) [τριχώδης, hair-like; ἀγγεῖον, vessel; ῖτις, inflammation]. Capillary inflammation.

trichodarteria (*trik-od-ar-te'-re-ah*) [τριχώδης, hair-like; ἀρτηρία, an artery]. An arteriole.

trichodarteriitis (*trik-od-ar-ter-e-i'-tis*) [*tricho-*; ἀρτηρία, artery; ῖτις, inflammation]. Inflammation of the arterioles.

trichodophlebitis (*trik-od-o-fleb-i'-tis*) [τριχώδης, hair-like; φλέψ, a vein; ῖτις, inflammation]. Inflammation of the venules.

trichoepithelioma (*trik-o-ep-e-the-le-o'-mah*) [*tricho-*; *epithelioma*]. A skin-tumor originating in the hair-follicles.

trichoesthesia, trichoœsthesia (*trik-o-es-the'-ze-ah*) [*tricho-*; αἴσθησις, sensibility]. The sensation perceived when a hair is touched.

trichoesthesiometer (*trik-o-es-the-ze-om'-et-ur*) [*tricho-*; αἴσθησις, sensibility; μέτρον, measure]. An electrical appliance for determining the sensibility of the hair.

trichogen (*trik'-o-jen*) [*tricho-*; γεννᾶν, to produce]. A substance that stimulates growth of hair.

trichogenous (*trik-oj'-en-us*) [*tricho-*; γεννᾶν, to produce]. Encouraging the growth of hair.

trichoglossia (*trik-o-glos'-e-ah*) [*tricho-*; γλῶσσα, tongue]. Hairy tongue, a thickening of the papillæ, producing an appearance as if the tongue were covered with hair.

trichohyaline (*trik-o-hi'-al-in*) [*tricho-*; *hyaline*]. The hyaline of the hair; it is like keratohyaline.

trichoid (*trik'-oid*) [*tricho-*; εἶδος, like]. Resembling hair.

trichokyptomania (*tri-ko-kip-to-ma'-ne-ah*) [*tricho-*; κύπτος, crooked; μάνια, madness]. Trichorrhexomania.

tricholabis, tricholabium (*trik-ol'-ab-is, trik-o-la'-be-um*) [*tricho-*; λάβη, a handle]. Tweezers for pulling out hairs.

tricholith (*trik'-o-lith*) [*tricho-*; λίθος, a stone]. A hairy concretion.

trichologia (*trik-o-lo'-je-ah*) [*tricho-*; λέγειν, to pick out]. 1. Carphologia; floccitation. 2. The plucking out of one's hair.

trichology (*trik-ol'-o-je*) [*tricho-*; λόγος, science]. 1. The science of the hair and its diseases. 2. Trichologia.

trichoma (*trik-o'-mah*) [τρίχωμα, a growth of hair]. 1. Trichomatosis. 2. Trichiasis.

trichomania. See *trichotillomania*.

trichomaphyte (*trik-o'-maf-it*) [τρίχωμα, a growth of hair; φυτόν, a plant]. A cryptogamic growth which was formerly thought to be the cause of trichomatosis.

trichomatose (*trik-o'-mat-ōs*) [τρίχωμα, a growth of hair]. Matted together.

trichomatosis (*trik-o-mat-o'-sis*) [see *trichomatose*]. A fungoid affection of the hair characterized by a matted condition. See *plica polonica*.

Trichomonas (*trik-om'-o-nas*) [*tricho-*; μονάς, a monad]. A genus of infusorians. **T. intestinalis,** is found in the feces in some cases of diarrhea, enteritis, and typhoid. **T. vaginalis,** a species, occasionally found in the vagina.

trichomoniasis (*trik-om-o-ni'-as-is*). The state of carrying Trichomonas.

trichomyces (*trik-om'-is-ēz*) [*tricho-*; μύκης, a mushroom]. Synonym of *trichophyton*.

trichomycetosis (*tri-ko-mi-se-to'-sis*). Trichomycosis

trichomycosis (*trik-o-mi-ko'-sis*) [*tricho-*; *mycosis*]. A disease of the hair produced by a vegetable parasite. **t. barbæ.** Synonym of *sycosis parasitaria*. **t. capillitii.** Synonym of *t. circinata*. **t. circinata,** ringworm of the scalp, produced by the *Trichophyton tonsurans*. **t. favosa.** See *favus*. **t. nodosa,** a peculiar condition, generally nodose in character, affecting the hairs of the axilla and scrotum, and due to the growth and encapsulation in the cortical layers of the shaft of a small rod-shaped bacterium. **t., palmellina,** a disease affecting the hairy parts of the trunk; *t. nodosa*. **t. pustulosa,** a pustular, parasitic disease affecting hairy regions.

trichonocardiasis (*tri-ko-no-kar-di'-as-is*) [*tricho-*; *Nocardia*]. Nodular appearance of the hair due to a species of Nocardia; the axillary hair is most often affected.

trichonosis, trichonosus (*trik-on'-o-sis, trik-on'-o-sus*) [*tricho-*; νόσος, disease]. Any disease of the hair. **t. cana.** See *canities*. **t. discolor.** See *canities*. **t. furfuracea.** Synonym of *tinea tonsurans*. **t. versicolor.** See *ringed hair*.

trichopathic (*tri-ko-path'-ik*) [*tricho-*; πάθος, disease]. Relating to disease of the hair.

trichopathophobia (*tri-ko-path-o-fo'-be-ah*) [*tricho-*; πάθος, suffering; φόβος, fear]. Undue anxiety about the hair, its growth, color, or diseases.

trichopathy (*trik-op'-ath-e*) [*tricho-*; πάθος, disease]. Any disease of the hair

trichophagy, trichophagia (*trik-of'-aj-e, trik-o-fa'-je-ah*). The eating of hair.

trichophobia (*trik-o-fo'-be-ah*) [*tricho-*; φόβος, fear]. Morbid fear of hair.

trichophytic (*trik-of-it'-ik*). 1. Relating to the genus *Trichophyton*. 2. [φύειν, to grow.] Promoting the growth of hair. 3. An agent promoting the growth of hair.

trichophytid (*trik-of'-it-id*) A lesion caused by Trichophyton fungi.

trichophytinous (*trik-off-it-i'-nus*) [*tricho-*; φυτόν, a plant]. Pertaining to the presence of *Trichophyton tonsurans*.

trichophytobezoar (*trik-o-fi-to-be'-zo-ar*) [*tricho-*; φυτόν, a plant; *bezoar*]. A ball or concretion in the stomach or intestine, made of hair with fibers of vegetable matter and food detritus.

Trichophyton (*tri-kof'-it-on*) [*tricho-*; φυτόν, a plant]. A fungus parasitic upon the hair, and causing tinea trichophytina, or ring-worm. **T. tonsurans,** the cause of tinea tonsurans.

trichophytosis (*tri-koff-it-o'-sis*) [*tricho-*; φυτόν, a plant]. A contagious disease of skin and hair, occurring mostly in children, due to skin invasion by the trichophyton-fungus, and characterized by circular scaly patches and partial loss of hair See *tinea*. **t. barbæ.** Syn. of *dermatomycosis maculo-vesiculosa*. **t. cruris.** Syn of *marginal eczema*.

trichopoliosis (*trik-o-pol-e-o'-sis*) [*tricho-*; πολιοῦσθαι, to become gray] Synonym of *canities*.

trichoptilosis (*trik-op-til-o'-sis*). Synonym of *trichorrhexis nodosa*.

trichorrhea, trichorrhœa (*trik-or-e'-ah*) [*tricho-*; ῥοία, a flow]. Rapid loss of the hair.

trichorrhexis (*trik-or-eks'-is*) [*tricho-*; ῥῆξις, a breaking]. Brittleness of the hair. **t. nodosa,** an atrophic condition of the hair, affecting more often the male beard, and characterized by irregular thickenings resembling nodes on the hair-shaft, the hairs often breaking with a "green-stick fracture" through a node.

trichorrhexomania (*tri-ko-reks-o-ma'-ne-ah*) [*tricho-* ῥῆξις, breaking; μανία, madness]. A habit of breaking off the hair of head or beard against a finger nail.

trichoschisis (*trik-os'-kis-is*) [*tricho-*; σχίσις, a splitting]. The splitting of the hair.

trichoscopy (*trik-os'-ko-pe*) [*tricho-*; σκοπεῖν, to examine]. The examination of the hair.

trichosis (*trik-o'-sis*) [θρίξ, hair; νόσος, disease]. Any morbid affection of the hair. **t. athrix.** Synonym of *alopecia*. **t. decolor,** morbid discoloration of the hair. **t. distrix.** Synonym of *trichoptilosis*. **t. hirsuties.** Same as *hirsuties*. **t. plica.** See *plica polonica* and *trichomatosis*. **t. poliosis.** See *canities*. **t. sensitiva,** a sensitive state of the scalp; any manipulation causing pain. **t. setosa,** a disease in which the hair grows thick, rigid, and bristly.

trichostereticus (*trik-o-ster-et'-ik-us*) [*tricho-*; στερητικός, depriving]. Causing loss of hair.

trichosyphilis (*trik-o-sif'-il-is*) [*tricho-*; *syphilis*] Any syphilitic disease, or affection of the hair.

trichosyphilosis (*trik-o-sif-il-o'-sis*). Synonym of *trichosyphilis*.

Trichothecium (*trik-o-the'-se-um*) [*tricho-*; θήκη, a chest]. A vegetable parasite of the hair. **T. roseum,** a fungous growth found in the ear.

trichotillomania (*trik-o-til-o-ma'-ne-ah*) [*tricho-*; τίλλειν, to pluck out; μανία, madness]. An uncontrollable impulse to pull out one's hair.

trichotomy (*tri-kot'-o-me*) [τρίχα, in three; τομή, a cutting off]. Division into three parts.

trichotoxicon (*trik-o-toks'-i-kon*) [*tricho-*; τοξικόν, a poison]. A supposed toxin, existing in respired air, which, when introduced into the blood, exerts a poisonous action upon the hair, thus causing alopecia.

trichotoxin (*trik-o-toks'-in*). A cytotoxin obtained by E Metchnikoff from the ciliated epithelia

trichotrophy (*tri-kot'-ro-fe*) [*tricho-*; τρόφη, nourishment]. Nutrition of the hair.

trichroic (*tri-kro'-ik*) [*trichroism*]. Possessing trichroism

trichroism (*tri'-kro-izm*) [*tri-*; χρόα, color]. The property of exhibiting three different colors when viewed under three different aspects.

trichromat (*tri-kro'-mat*) [τρεῖς, three; χρῶμα, color]. Persons for whom the end regions of the spectrum are of constant hue and differ only in intensity. Just inside of each end region there is an intermediate region in which any color can be produced by mixtures of the end color with the color of the intermediate region. Between these intermediate regions lies the middle region, which requires the presence of some third color in addition to colors from the end regions. Cf. *dichromat; monochromat.*

trichromatic (*tri-kro-mat'-ik*) [τρεῖς, three; χρῶμα, color]. Having three colors.

trichromic (*tri-kro'-mik*) [*tri-*; χρῶμα, color]. Able to distinguish the three colors—red, blue, and green.

trichuriasis (*tri-kur-i'-as-is*). Infestation by the *Trichuris trichiura*.

Trichuris (*tri-kur'-is*) [*trich-*; οὐρα, tail]. A genus of nematodes. **T. trichiura,** the *Trichocephalus dispar, q. v.*

tricipital (*tri-sip'-it-al*) [*triceps*, three-headed] 1. Three-headed. 2. Pertaining to the triceps.

tricorn (*tri'-korn*) [*tri-*; *cornu*, horn]. A lateral ventricle of the brain.

tricornis (*tri-kor'-nis*) [*tri-*; *cornu*, horn]. Having three horns or processes or prominences; a name applied to each of the lateral ventricles of the brain.

tricornute (*tri-kor'-nūt*) [*tres*, three; *cornutus*, horned]. In biology, having three horn-like appendages.

tricresol, trikresol (*tri-kre'-sol*). A refined mixture of metacresol, 40%; paracresol, 33%; orthocresol, 27 %; soluble in 40 parts of water. It has three times the germicidal value of phenol.

tricresolamine (*tri-kres-ol-am'-in*). A solution containing 2 % each of ethylenediamine and tricresol; it is a clear, colorless, alkaline liquid turning yellow on exposure. It is stronger and less irritating than tricresol.

tricrotic (*tri-krot'-ik*) [*tri-*; κρότος, stroke]. Having three waves corresponding to one pulse-beat; exhibiting tricrotism.

tricrotism (*tri'-krot-izm*) [see *tricrotic*]. The quality of being tricrotic.

tricrotous (*tri'-kro-tus*) [τρεῖς, three; κρότος, stroke] Same as *tricrotic*.

tricuspid (*tri-kus'-pid*) [*tri-*; *cuspis*, a point] 1. Having three cusps, as the *tricuspid* valve. 2 Affecting or produced at the tricuspid valve.

tridactyl (*tri-dak'-til*) [τρεῖς, three; δάκτυλος, finger]. Having three digits.

trident (*tri'-dent*). Tridentate. **t. hand,** a hand deformed by excessive divergence between the third and fourth fingers.

tridentate (*tri-den'-tāt*) [*tri-*; *dens*, tooth]. Trident, three-pronged.

tridymus (*trid'-im-us*) [τρίδυμος]. Synonym of *triplet*.

trielcon (*tri-el'-kon*) [*tri-*; ἕλκειν, to draw]. A three-pronged instrument for extracting bullets or other foreign bodies from the body.

triencephalus (*tri-en-sef'-al-us*) [τρεῖς, three; ἐγκέφαλος, brain]. A fetal monster without smell, hearing, or sight.

triethylamine (*tri-eth-il-am'-in*) [*tri-*; *ethyl*; *amine*], $C_6H_{15}N$. A ptomaine obtained from putrid haddock.

trifacial nerve (*tri-fa'-shal*) [*tri-*; *facies*, face]. The fifth cranial nerve, so-called because it divides into three main branches that supply the face.

triferrin (*tri-fer'-in*). See *iron paranucleinate*.

triferrol (*tri-fer'-ol*). Trade name of a liquid said to contain triferrin.

trifid (*tri'-fid*) [*tres*, three; *findere*, to cleave]. Threecleft.

triflagellate (*tri-flaj'-el-āt*) [*tres*, three; *flagellum* a whip] Having three flagella; trimastigate.

trifolium (*tri-fo'-le-um*) [*tri-*; *folium*, leaf]. Clover. **t. pratense** (common red clover) is vaunted in the treatment of whooping-cough, syphilis, and carcinoma.

triformal (*tri-form'-al*). See *formalin*.

triformol (*tri-for'-mol*). Same as *paraform*.

trigastric (*tri-gas'-trik*) [τρεῖς, three; γαστήρ, belly]. Having three fleshy bellies (as certain muscles).

trigemin (*tri-jem'-in*). A substance obtained from pyramidon by action of butyl-chloral hydrate, forming white needles soluble in water; antineuralgic. Dose 8–20 gr. (0.5–1.3 Gm.).

trigeminal (*tri-jem'-in-al*) [*tri-*; *geminus*, twinborn]. 1. Triple; dividing into three parts, as the *trigeminal* nerve. 2. Pertaining to the *trigeminal* nerve. See *trifacial*.

trigeminus (*tri-jem'-in-us*) [see *trigeminal*]. The trifacial nerve.

trigger (*trig'-er*). A device by means of which a catch or spring is released. **t.-area,** a sensitive region of the body, irritation of which may give rise to certain peculiar phenomena, either physiological or pathological, in some part of the body. **t.-finger,** a condition in which flexion or extension of a finger is at first obstructed, but finally accomplished with a jerk or sweep. **t. knee,** a condition characterized by a sudden

arrest of the movement of the knee during flexion or extension; this arrest is followed by a sudden jerking and lateral movement of the leg and the production of a clicking sound. It is apparently due to laxity of the joint capsule. **t.-material,** an apheter; any theoretical catastatic substance whose sudden breaking up communicates an explosive decomposition to the protoplasm directly concerned in any function. The trigger-material itself must be acted upon by another trigger-material; and thus every nerve-impulse and every functional act must be accompanied by the destruction of a fuse-like train of protoplasm. See *apheter*.

trigocephalus (*tri-go-sef'-al-us*). See *trigonocephalus*.

trigonal (*trig'-o-nal*) [τρεῖς, three; γωνία, angle]. 1. Triangular. 2. Pertaining to a trigone.

trigone (*tri'-gōn*) [*tri-*; γωνία, angle]. Triangle. See *trigonum*. **t. of the bladder,** a smooth triangular space on the inside of the bladder, immediately behind the orifice of the urethra. **t., olfactory,** the gray root of origin of the olfactory tract.

Trigonella (*tri-go-nel'-ah*) [τρίγωνος, three-cornered]. A genus of *Leguminosæ*. **T. elatior,** a variety, the seeds of which have been used in affections of the bladder and as poultices. **T. fœnum græcum,** a variety used in plasters and salves and in veterinary medicine. **T. monspeliaca,** a variety a decoction of the seeds of which is used by the Italians in various forms of diarrhea.

trigonid (*tri-gon'-id*). The first three cusps (viewed as one) of a lower molar tooth.

trigonitis (*tri-go-ni'-tis*) [*trigonum*; ῖτις, inflammation]. Inflammation of the trigonum vesicæ.

trigonocephalic (*trig-o-no-sef-al'-ik*) [τρίγωνος, three cornered; κεφαλή, head]. Pertaining to trigonocephaly.

trigonocephalus (*trig-o-no-sef'-al-us*) [τρίγωνος, three cornered; κεφαλή, head]. A triangular shaped skull with the small end anterior, due to a premature union of the coronal suture.

trigonocephaly (*trig-o-no-sef'-al-e*) [τρίγωνος, three cornered; κεφαλή, head]. A deformity of the skull produced by a premature union of the medio-frontal or metopic suture. See *trigonocephalus*.

trigonum (*tri-go'-num*) [τρίγωνος, three cornered]. A triangle; also the interpeduncular space; and see *trigone*. **t. acustici,** a three-cornered space on the dorsal surface of the medulla. **t. cerebrale.** Synonym of *fornix cerebri*. **t. cervicale,** the base of the dorsal gray cornu of the spinal cord. **t. clavipectorale,** a triangle of the chest. Its boundaries are the clavicle, the pectoralis minor muscle, and the thorax. **t. collaterale,** a triangular area at the junction of the posterior and inferior horns of the lateral ventricles. **t. colli medianum,** relating to the space occupied by the two anterior triangles of the neck. **t. coracoacromiale,** a triangular space whose boundaries are the coracoid process, the apex of the acromion, and the concave border of the clavicle. **t. deltoideopectorale,** the infraclavicular fossa. **t. dorsale,** the space between the anterior pair of the corpora quadrigemina. **t. femorale,** Scarpa's triangle. **t. fluctuans,** the posterior cerebral commissure. **t. habenulæ,** the triangular space behind the upper surface of the optic thalamus, in front of the lamina quadrigemina, and between the sulcus habenulæ and the sulcus subpinealis. **t. hypoglossi,** a triangular space on the dorsal surface of the oblongata. Its boundaries are, above, the striæ medullares acusticæ, internally, the posterior longitudinal fissure, and, externally, the ala cinerea. **t. inferius commissuræ posterioris,** the lower triangular half of the posterior commissure of the brain. **t. lemnisci,** the fillet. **t. lumbale.** See *Petit's triangle*. **t. olfactorium.** See *Broca's olfactory area*. **t. pensile,** the posterior cerebral commissure. **t. vagi,** a small, triangular space on the medulla oblongata, marking the origin of the vagus nerve. **t. ventriculi lateralis,** a triangular projection located between the entrances to the posterior and descending horns of the lateral ventricle. **t. vesicæ,** the triangular surface of the bladder immediately behind the urethral orifice.

trihybrid (*tri-hi'-brid*). The offspring of parents differing in three characters.

trihydrate (*tri-hi'-drāt*) [*tri-*; *hydrate*]. A compound containing the hydroxyl-radical in the proportion of three to one atom of the base.

trihydric (*tri-hi'-drik*) [*tri-*; *hydric*]. Containing three atoms of hydrogen replaceable by bases.

trihydroxide (*tri-hi-droks'-id*). See *trihydrate*.

triiniodymus (*tri-in-e-od'-im-us*) [τρεῖς, three; ἰνίον, the nape of the neck; δίδυμος, double]. A monster having three heads united posteriorly and attached to a single body.

triiodide (*tri-i'-o-dīd*) [*tri-*; *iodide*]. A compound containing iodine in the proportion of three atoms to one of the base.

triiodocresol (*tri-i-o-do-kre'-sol*). See *losophan*.

triiodomethane (*tri-i-o-do-meth'-ān*). Iodoform

triketohydrindenhydrate (*tri-ke-to-hi-drin-den-hi'-drāt*). Same as ninhydrin, *q. v.*

triketopurine (*tri-ke-to-pū'-rin*). Uric acid.

trikresol (*tri-kre'-sol*). See *tricresol*.

trilabe (*tri'-lāb*) [*tri-*; λαμβάνειν, to grasp]. A three-pronged instrument for withdrawing small calculi or other foreign bodies from the bladder, through the urethral passage.

trilaminar (*tri-lam'-in-ar*) [*tri-*; *lamina*, plate]. In biology, three-layered.

trilateral (*tri-lat'-er-al*) [*tri-*; *latus*, a side]. Having three sides.

trilaurin (*tri-law'-rin*). A crystalline glyceride found in cocoanut oil and some other oils

trilinolein (*tri-lin-o'-le-in*). A glyceride contained in linseed oil, hempseed oil, sunflower oil, etc.

trilliin (*tril'-e-in*) [*trillium*]. A precipitate from a tincture of the root of *Trillium pendulum*, styptic, tonic, expectorant, antiseptic, and emmenagogue. Dose, 2 to 4 gr. See *beth-root*

trillin (*tril'-in*). An alcoholic extract of *Trillium erectum;* it is astringent, tonic and expectorant.

trilobate (*tri-lo'-bāt*, or *tri'-lo-bāt*) [*tri-*; *lobatus*, lobed]. In biology, three-lobed.

trilobed (*tri'-lōbd*). Same as *trilobate*.

trilocular (*tri-lok'-ū-lar*) [*tres*, three; *loculus*, cell]. In biology, having three chambers or cells.

trimanual [*tri-*; *manus*, a hand]. Pertaining to a maneuver accomplished by the aid of three hands.

trimastigate (*tri-mas'-tig-āt*) [τρεῖς, three; μάστιξ, whip, scourge]. In biology, having three flagella; triflagellate.

trimercuric (*tri-mer-kū'-rik*) [*tres*, three; *mercury*]. Containing three atoms of bivalent mercury.

trimester (*tri-mes'-ter*) [*trimestris*, of three months]. A stage or period of three months.

trimethyl (*tri-meth'-il*) [*tres*, three; *methyl*]. The chemical group $(CH_3)_3$.

trimethylamine (*tri-meth-il-am'-in*) [*tri-*; *methyl*; *amine*]. $(CH_3)_3N$. A colorless liquid ptomaine obtained from herring-brine and various animal and vegetable substances.

trimethylenediamine (*tri-meth-il-ĕn-di-am'-in*) [*tri-*; *methylene*; *diamine*] A ptomaine obtained from cultures of the comma bacillus on beef-broth. It causes convulsions and muscle-tremor.

trimethylxanthine (*tri-meth-il-zan'-thin*). See *caffeine*.

trimine (*tri'mĕn*). A preparation containing colloidal manganese with colloidal iron, and a trace of colloidal zinc; used in gonorrhea.

trimorphic (*tri-mor'-fik*). Same as *trimorphous*.

trimorphism (*tri-mor'-fizm*) [τρεῖς, three; μορφή, form]. 1. In biology, a term used to indicate the fact that hermaphrodite flowers of three different kinds, short-styled, mid-styled, and long-styled, are produced on the same species of plant. 2. Existing under three distinct forms, as certain insects.

trimorphous (*tri-morf'-us*) [τρεῖς, three; μορφή, form] Pertaining to trimorphism.

trineuric (*tri-nū'-rik*) [*tri-*; νεῦρον, nerve]. Applied to a nerve-cell provided with three neuraxons.

trinitrate (*tri-ni'-trāt*) [*tri-*; *nitrate*]. A nitrate containing three nitric-acid radicals.

trinitrin (*tri-ni'-trin*). See *nitroglycerin*.

trinitrocellulose (*tri-ni-tro-sel'-ū-lōs*). See *pyroxylin*.

trinitrocresol (*tri-ni-tro-kre'-sol*), $C_7H_5N_3O_7$. Antiseptic crystals, obtained from nitration of coal-tar cresol; antiseptic

trinitroglycerin (*tri-ni-tro-glis'-er-in*). Nitroglycerin.

trinitrol (*tri-ni'-trol*). Erythrol nitrate, similar to nitroglycerin.

trinitrophenol (*tri-ni-tro-fe'-nol*). Picric acid.

trinitrotol'uene. A modern explosive. Harmful to workers in munition factories in which it is used.

trinophenon (*tri-no-fe'-non*). A remedy for burns said to be an aqueous solution of picric acid.

triocephalus (*tri-o-sef'-al-us*) [*tri-*; κεφαλή, head]. A monster characterized by an absence of the ocular, nasal, and buccal apparatus, the head being merely a small spheroidal mass.

triolein (*tri-o'-le-in*). See *olein*.

trional (*tri'-on-al*), $C_2H_5CH_3—C—(SO_2C_2H_5)_2$. Sulphonethyl-methane, a hypnotic. Dose 15 gr (1 Gm.).

trionym (*tri'-o-nim*) [*tri-*; ὄνομα, name]. A name consisting of three terms.

triophthalmos (*tri-off-thal'-mos*) [*tri-*; ὀφθαλμός, eye]. A diprosopic monster with three eyes and other deformities of the face and head.

triopodymus (*tri-op-od'-im-us*) [*tri-*; ὤψ, the face; δίδυμος, double]. A monster with three faces and but a single head.

triorchid (*tri-or'-kid*) [*tri-*; ὄρχις, a testicle]. 1. Having three testicles. 2. An individual having three testicles.

triorchis (*tri-or'-kis*) [*tri-*; ὄρχις, testicle]. An individual that has three testicles.

triose (*tri'-ōs*). A monosaccharid containing three carbon atoms in the molecule.

triotonol (*tri-o-to'-nol*). Trade name of a mixture containing the glycerophosphates of sodium, calcium and strychnine.

triotus (*tri-o'-tus*) [*tri-*; οὖς, ear]. Diprosopic monster with three ears, and, generally, four eyes.

trioxide (*tri-oks'-id*) [*tri-*; *oxide*]. A compound containing oxygen in the proportion of three atoms to one of the base.

trioxybenzophenon (*tri-oks-e-ben-zo-fe'-non*). Salicyl resorcinol ketone.

trioxymethylene (*tri-oks-e-meth'-il-ēn*). Paraform.

tripalmitin (*tri-pal'-mit-in*). See *palmitin*.

tripara (*trip'-ar-ah*) [*tri-*; *parere*, to bear]. A woman who has borne three children.

tripes (*tri'-pēz*) [L.]. 1. Three-footed. 2. A monster having three feet.

triphal (*tri'fal*). A gold salt used in the treatment of lupus erythematosis.

triphalangia (*tri-fal-an'-je-ah*). The presence of three phalanges in the thumb or great toe.

tripharmacon, tripharmacum (*tri-far'-mak-on, tri-far'-mak-um*) [*tri-*; φάρμακον, a drug]. A medicine made up of three ingredients.

triphasic (*tri-fa'-sik*). Having three phases or variations.

triphenamine (*tri-fen'-am-in*). A mixture of phenocoll, phenocoll salicylate, and phenocoll acetate; recommended in rheumatic complaints.

triphenetolguanidin hydrochloride (*tri-fen-et-ol-gwan'-id-in*). A local anesthetic used in 0.1% solution in treatment of eyes.

triphenin (*tri-fen'-in*). Propionyl-phenetidin, $C_6H_4OC_2H_5NHC_2H_5CO$, obtained by boiling para-phenetidin with propionic acid. It is used as an antipyretic and sedative. Daily dose 46 gr. (3 Gm.); single dose 8–15 gr. (0.5–1.0 Gm.). Syn., *methyl-phenacetin*.

triphenyl albumin (*tri-fen'-il*). A culture-medium made by heating dry egg-albumen with phenol. It is odorless, tasteless, insoluble in water, alcohol, and potassa solution, but soluble in phenol.

triphenylstibine sulphide (*tri-fen-il-stib'-in*). A preparation used as a substitute for sulphur in skin diseases. It releases sulphur in nascent condition.

triphthemia, triphthæmia (*trif-the'-me-ah*) [τριπτός, rubbed, pounded; αἷμα, blood]. The retention of waste material in the blood. **t. carbonifera**, that due to excessive ingestion of carbohydrates.

Tripier's amputation (*trip-e-a'*) [Léon *Tripier*, French surgeon, 1842–1891]. One differing from Chopart's only in that the portion of the os calcis below the sustentaculum tali is removed.

triple (*trip'-l*) [L., *triplex*]. Threefold. **t. phosphate**, ammoniomagnesium phosphate, a phosphate in urine and in phosphatic calculi.

triplegia (*tri-ple'-je-ah*) [*tri-*; πληγή, stroke]. Hemiplegia with the additional paralysis of one limb on the opposite side.

triplet (*trip'-let*) [*triple*]. 1. One of three children born at one birth. 2. In optics, a system consisting of three lenses.

triplex (*trip'-leks*) [L.]. Triple. **t. pills, *pilulæ triplices***, pills containing three principal ingredients; pills of aloes, podophyllin and blue mass.

triploblastic (*trip-lo-blas'-tik*) [*triple*; βλαστός, a germ]. Possessing three blastodermic membranes.

triplokoria (*trip-lo-ko'-re-ah*) [τριπλόος, threefold; κόρη, pupil]. An iris having three pupils.

triplopia (*trip-lo'-pe-ah*) [*triple*; ὤψ, eye]. A disturbance of vision in which three images of a single object are seen.

tripod (*tri'-pod*) [τρίπους, three-footed]. An object having three legs or supports. **t., anatomical**, the three piers on which the foot rests when a person stands erect; these piers are (1) the heel, (2) the three inner metatarsal bones, and (3)

the two outer metatarsals. **t., Haller's,** the celiac axis. **t., vital,** the brain, heart, and lungs, viewed as the triple support of life.

tripper-faden (*trĕp'-er-fah'-den*). [Germ.]. Gonorrheal threads. Thread-like structures seen in the urine in gonorrhea. **t.-kokken,** gonococci.

triprosopus (*trip-ro-so'-pus*) [*tri-*; πρόσωπον, face]. A form of fetal monstrosity in which there is a fusion of three faces in one.

tripsis (*trip'-sis*) [τρίβειν, to rub]. 1. Same as *trituration*. 2. Massage.

triptokoria (*tript-o-ko'-re-ah*) [*tri-*; πίπτειν, to fall; κόρη, the pupil]. A condition of the iris in which there are three distinct pupils.

tripus (*trī'-pus*) [*tri-*; πούς, foot]. Same as tripod. **t. cœliacus,** the three branches of the celiac artery.

triquetrous (*tri-kwet'-rus*) [*triquetrum*]. Three-cornered, as the *trıquetrous* bone (*os trıquetrum*), a Wormian bone. See *triquetrum*.

triquetrum (*tri-kwet'-rum*) [*trıquetrus*, three-cornered]. 1. Any one of the Wormian bones. 2. The cuneiform bone of the carpus.

triradial, triradiate (*trī-ra'-de-al, tri-ra'-de-āt*) [see *triradius*]. Radiating in three directions. **t. pelvis,** one in which the promontory is pushed forward and the acetabula pressed inward.

triradius (*trī-ra'-de-us*) [*tres*, three; *radius*, ray; pl., *trıradii*]. In the impression of the palmar surface in the Galton system a triangular area composed of transverse ridges at the base of each of the four fingers; used in the classification of palmar impressions.

trisaccharid, trisaccharide (*tri-sak'-ar-id*) [*tri-*; *saccharum*]. A carbohydrate which under the influence of a dilute acid yields three other sugar molecules and takes up two molecules of water

trismic (*triz'-mik*). Relating to trismus.

trismoid (*triz'-moid*) [*trısmus*]. A form of trismus neonatorum thought to be due to pressure on the occipital bone during labor.

trismus (*triz'-mus*) [τρισμός, from τρίζειν, to gnash]. Lockjaw, a tonic spasm of the muscles of mastication. **t. capistratus,** a condition in which the jaws cannot be separated because of adhesions between the cheeks and the gums, following ulceration of the parts. **t. catarrhalis maxillaris,** neuralgia of the jaw. **t. of cerebral origin,** persistent spasm of the muscles of the lower jaw, due to cerebral disease. **t. cynicus,** risus sardonicus. **t. dolorificus,** tic douloureux. **t. maxillaris.** See *t. catarrhalis maxillaris*. **t. nascentium, t. neonatorum,** a form of trismus occurring in newborn infants, and supposed to be due to septic infection of the umbilical stump. **t. sardonicus.** See *t. cynicus*. **t., traumatic,** trismus following a wound or injury. **t. uteri,** trismus occurring during and as a result of the puerperium.

trisplanchnic (*tri-splangk'-nik*) [*tri-*; σπλάγχνον, viscus]. Distributed to the viscera of the three largest cavities of the body, as the *trisplanchnic* nerve (the sympathetic nerve).

tristearin (*tri-ste'-ar-in*) [*tri-*; στέαρ, fat], $C_3H_5(C_{18}H_{35}O_2)_3$. See *stearin*.

tristemania. See *tristimania*.

tristichiasis (*tris-tik-i'-as-is*) [τριστιχία, a triple row]. A form of congenital distichiasis in which there are three rows of cilia.

tristimania (*tris-tim-a'-ne-ah*) [*tristis*, sad; μανία, frenzy]. Melancholia.

tristis (*tris'-tis*) [L.]. Sad; gloomy; having a dull color.

trisubstituted (*trī-sub'-sti-tū-ted*) [*tri-*; *substituere*, to substitute]. Having three atoms or radicals substituted by other atoms or radicals.

trisulcate (*tri-sul'-kāt*) [*trı-*; *sulcus*, a groove]. Having three grooves.

trisulphide (*trī-sul'-fīd*) [*tri-*; *sulphur*]. A compound containing sulphur in the proportion of three atoms to one of the base.

tritanopia (*trit-an-o'-pe-ah*) [*tri-*; *anopsia*]. A defect in a third constituent essential for color vision, as in violet-blindness.

triticeoglossus (*trıt-is-e-o-glos'-us*) [*triticum*; γλῶσσα, tongue]. An anomalous muscle having its origin from the arytenoid cartilage and its insertion in the side of the tongue.

triticeous (*trit-ish'-us*) [*trıticum*]. Having the shape of a grain of wheat. **t. cartilage, t. nodule,** corpus triticeum, a small cartilaginous nodule in the thyrohyoid ligament.

triticeum (*trit-is'-e-um*) [*triticum*, wheat]. The triticeous nodule.

triticin (*trit'-is-in*) [*triticum*, wheat]. 1. A gum-like substance found in *Triticum repens*. 2. A proprietary food preparation.

triticum (*trit'-ik-um*) [L.]. A genus of the *Gramineæ*. *T. sativum* (*T. vulgare*) is wheat. Triticum is official in the U. S. P. in the form of the rhizome of *Agropyron repens*, and is used in cystitis and irritable bladder. **t., fluidextract of** (*fluidextractum tritici*, U. S. P.). Dose 3–6 dr. (12–24 Cc.). **t., repens,** triticum.

tritipalm (*trit'-e-pahm*). A proprietary genito-urinary tonic said to consist of the fluidextract of saw palmetto, *Serenoa serrulata*, and couch-grass, *Agropyron repens*.

tritocone (*trī'-to-kōn*) [τρίτος, third; κώνος, cone]. The distobuccal cusp on a premolar tooth of the upper jaw.

tritoconid (*trī-to-kō'-nid*) [τρίτος, third; κώνος, cone]. The distobuccal cusp on a premolar tooth of the lower jaw.

tritol (*trī'-tol*). Any emulsion of oil, 4 parts, and diastasic extract of malt, 1 part.

tritopine (*trīt'-o-pīn*), $C_{42}H_{44}N_2O_7$. An alkaloid from opium.

tritorium, triturium (*trī-to'-re-um, trī-tū'-re-um*) [*trıtus*, a rubbing]. A vessel used in separating liquids of different density.

tritotoxin (*trī-to-toks'-in*) [τρίτος, third; τοξικόν, poison]. One of the third group into which Ehrlich classifies toxins, according to the avidity with which they combine with antitoxins, tritotoxin combining least readily. See *prototoxins*.

tritoxide (*trī-toks'-īd*) [τρίτος, third; ὀξύς, acid]. Same as *trioxide*.

tritubercular (*trī-tū-bur'-kū-lar*) [*tri-*; *tuberculum*, tubercle]. Having three tubercles or cusps; tricuspid.

triturable (*trīt'-ū-rabl*). Capable of being powdered.

triturate (*trit-ū-rāt*) [*triturare*, from *terere*, to rub]. 1. To reduce to a fine powder. 2. A finely divided powder. In the U. S. P. a medicinal substance rubbed up with milk-sugar. **t., tablet-,** a triturate compressed into tablet form.

trituration (*trit-ū-ra'-shun*) [*trıturate*]. The process of reducing a solid substance to a powder by rubbing.

triturium (*trit-ū'-re-um*). See *tritorium*.

trivalence (*trī'-va-lens*, or *triv'-al-ens*) [*tri-*; *valere*, to be worth]. The quality of being trivalent.

trivalent (*trī'-va-lent*, or *trīv'-al-ent*) [*trı-*; *valere*, to be worth]. Combining with or equivalent to three atoms of hydrogen.

trivalin (*tri-va'-lin*). A preparation said to contain valeric acid chemically combined with morphine, caffeine, and cocaine; said to be a substitute for morphine.

trivalve (*tri'-valv*) [*tri-*; *valva*, door]. Having three valves or blades (as a speculum).

trivalvular (*tri-val'-vū-lar*) [*tri-*; *valvula*, a small valve]. Having three valves.

trixidin (*trik'-sid-in*) Trade name of a preparation containing antimony trioxide, given intramuscularly in African trypanosomiasis.

trizonal (*tri-zo'-nal*) [*tri-*; *zona*, a belt or girdle]. Arranged in three layers or zones.

trocar (*tro'-kar*) [Fr., *trois-quarts*, from its triangular point]. An instrument used in paracentesis, or tapping a cavity, as in hydrocele. It consists of a perforator and a metallic tube. **t. lancet,** a trocar having a lancet-shaped perforator. **t., piloting,** Durham's trocar, used for introducing the articulated tracheotomy-tube. **t., rectal,** a curved trocar used in tapping the bladder through the rectum.

troch. Abbreviation of *trochischus*, troche

trochanter (*tro-kan'-ter*) [τροχαντήρ, from τροχός, a wheel or pulley]. One of two processes on the upper extremity of the femur below the neck. The *greater trochanter* is situated on the outer, and the *lesser trochanter* on the inner, side of the bone. **t., major,** the greater trochanter. **t. minor,** the lesser trochanter. **t. tertius, t., third.** an anomalous process at the upper portion of the popliteal space of the femur.

trochanteric (*tro-kan-ter'-ik*) [*trochanter*] Pertaining to a trochanter.

trochantin (*tro-kan'-tin*) [*trochanter*]. The lesser trochanter.

trochantinian (*tro-kan-tin'-e-an*) [τροχαντήρ, trochanter]. Pertaining to the trochantin.

troche (*tro'-ke*) [τροχός, a wheel]. A lozenge.

trochin, trochinus (*tro'-kin, tro-ki'-nus*) [τροχός, a wheel]. The lesser tuberosity of the head of the humerus.

trochinian (*tro-kin'-e-an*) [τροχός, wheel]. Pertaining to the trochin.

trochiscation (*tro-kis-ka'-shun*) The process of making troches from fine powder obtained by elutriation.

trochischi (*tro-kis'-ki*) [L.]. Plural of *trochiscus*.

trochiscus (*tro-kis'-kus*). See *troche*.

trochiter (*trok'-it-er*) [τροχός, a wheel] The greater tuberosity of the proximal end of the humerus.

trochiterian (*trok-it-e'-re-an*) [τροχός, a wheel]. Pertaining to the trochiter.

trochlea (*trok'-le-ah*) [L. a pulley]. A part or process having the nature of a pulley. **t. of the astragalus,** the surface of the astragalus articulating with the tibia. **t. of the femur,** the intercondyloid fossa of the femur. **t. of the humerus,** an articulation at the extremity of the humerus, over which a band of cartilage passes. **t. labyrinthi.** See *cochlea*. **t. of the obliquus oculi superior, t. of the orbit,** the ligamentous ring or pulley, attached to the upper margin of the orbit, which transmits the tendon of the superior oblique muscle of the eye. **t. phalangis,** a rounded surface at the distal extremity of the first and second phalanx of each finger and toe. **t. tali.** See *t. of the astragalus*.

trochlear (*trok'-le-ar*) [see *trochlea*]. Of the nature of or pertaining to, 1 a pulley 2. The trochlear muscle 3. The trochlear nerve.

trochleariform (*trok-le-ar'-if-orm*). Pulley-shaped.

trochlearis (*trok-le-a'-ris*) [see *trochlea*]. 1. Pulley-shaped, as the *trochlearis* muscle, the superior oblique muscle of the eye 2. The fourth cranial nerve; see *nerve, patheticus*.

trochleator (*trok-le-a'-tor*). The trochlear or pathetic nerve (the fourth cranial nerve).

trochocardia (*trok-o-kar'-de-ah*) [τροχός, wheel; καρδια, heart] A rotary displacement of the heart on its long axis.

trochocephalus (*trok-o-sef'-al-us*) [τροχός, wheel; κεφαλή, head]. A rounded appearance of the head, due to partial synostosis of the frontal and parietal bones.

trochoginglymus (*trok-o-ging'-lim-us*) [τροχός, wheel; γίγγλυμος, ginglymus]. A combination of a hinge-joint and a pivot-joint, as in the humero-radial articulation.

trochoid (*tro'-koid*) [τροχός, wheel]. Serving as a pulley or pivot; involving a pivotal action.

trochoides (*tro-ko'-id-ēz*) [τροχός, a wheel]. A pivot- or pulley-joint, e.g., the atloaxoid joint.

troco (*tro'-ko*). A margarine made from cocoanut oil.

trocophores (*tro-kof'-or-ēz*). Free-swimming aquatic larvæ of annelids, rotifers, etc.

(von) Troeltsch's corpuscles (*treltsh*) [Anton Friedrich *von Troeltsch*, German otologist, 1829–1890]. Spindle-shaped connective-tissue corpuscles, stellate on transverse section, found between the middle fibrous and inner circular layers of the membrana tympani. **v. T.'s spaces,** two small pockets formed in the upper part of the attic of the middle ear by folds of mucous membrane.

Troisier's ganglion, T.'s sign (*tro-ah'-ze-ā*) [Émile *Troisier*, French physician, 1844–]. Enlargement of the left supraclavicular lymph-glands, an indication of malignant disease of the intraabdominal region.

Trolard's vein (*tro-lar'*) [Paulin *Trolard*, French anatomist]. The anastomotic vein that extends from the superior longitudinal sinus to the superior petrosal or the cavernous sinus.

trolley-buzz. A buzzing sound constantly heard by people who ride much on noisy trolley-cars.

trolley-eye. See *chalcitis*.

trolley-sickness. Car-sickness.

trombidiosis (*trom-bid-e-o'-sis*) [*Trombidium*]. Infestation by a species of Trombidium.

Trombidium (*trom-bid'-e-um*). A genus of mites which includes the harvest mite. By some, the chigoe is considered as belonging to this group.

Trommer's test for glucose (*trom'-er*) [— *Trommer*, German chemist, 1806–1879]. To the liquid rendered alkaline by caustic soda a fairly strong solution of cupric sulphate is added drop by drop until a little of the copper hydrate formed remains undissolved on shaking. On warming in the presence of glucose, a yellow reduction of hydrated suboxide of copper is first formed, and then red suboxide separates, even below the boiling-point. If not enough copper salt has been used, the reaction will be yellowish-brown in color, but if the copper salt is in excess, the excess of hydrate is changed by boiling into a dark-brown hydrate, which interferes with the test.

tromomania (*trom-o-ma'-ne-ah*) [τρόμος, tremor; μανία, madness]. Delirium tremens.

trona (*tro'-nah*). Native sodium carbonate, Na_2CO_3.

tropacocaine (*tro-pa-ko'-ka-in*) [*atropine; cocaine*]. An alkaloid obtained from a small-leaved coca-plant of Java **t. hydrochloride,** $C_8H_{14}NO.$-

$C_6H_5CO.HCl$, in 2 to 3% solutions, is preferred to cocaine hydrochloride, as a local anesthetic, as being less toxic and more reliable.

tropæolin. See *tropeolin*.

tropate (*tro'-pāt*). A salt of tropic acid.

tropein (*tro'-pe-in*). A salt of tropine and an organic acid.

tropeinism (*tro'-pe-in-izm*). Poisoning by any of the tropeins or by plants (*Solanaceæ*) containing tropeins. It is characterized in light cases by dryness of the mouth, dysphagia, and acceleration of the pulse; in severer cases by dilatation of the pupils, ataxia, clonic spasms, psychic disturbances with excessive excitement; the severest cases are marked by loss of consciousness, anesthesia, paralysis of the sphincters, and cardiac and respiratory paralysis.

tropeolin (*tro-pe'-o-lin*). One of the orange anilin dyes, so-called because their colors resemble the flowers of *Tropæolum*, the garden nasturtium. Its solutions turn brown by free acids, and are used as a test for such acids.

tropesis (*tro-pe'-sis*) [τροπή, a turn] Inclination.

trophe (*trof'-e*) [τροφή, nourishment]. Aliment.

trophedema. See *trophoedema*.

trophesial, trophesic (*tro-fe'-ze-al, tro-fe'-sik*) [τροφή, nourishment]. Pertaining to trophesy.

trophesy (*trof'-es-e*) [τροφή, nourishment]. Defective nutrition of a part from disorder of the nerves regulating nutrition; trophoneurosis.

trophic (*trof'-ik*) [τροφή, nourishment]. Pertaining to the functions concerned in nutrition, digestion, and assimilation. **t. centers,** centers regulating the nutrition of nerves, or through them, of organs.

trophicity (*trof-is'-it-e*). Trophic influence or state.

trophism (*trof'-izm*) [τρόφη, nourishment]. 1. Nutrition. 2. Trophicity.

tropho- (*trof-o-*) [τροφή, nourishment]. A prefix denoting relation to nutrition or to nourishment.

trophoblast (*trof'-o-blast*) [τροφή, nourishment; βλαστός, a germ]. The outer epiblastic layer of the extra-embryonic somatopleure.

trophoblastic (*trof-o-blas'-tik*) [τροφή, nourishment, βλαστός, germ]. Pertaining to a trophoblast

trophoblastoma (*trof-o-blas-to'-mah*). Chorioepithelioma.

trophoconia (*trof-o-ko-ne-ah*) [tropho; κόνις, dust]. Ultramicroscopic granules or actual chromatic material of a cell.

trophoedema (*trof-o-e-de'-mah*) [*tropho-; edema*]. A localized permanent edema. **t., chronic,** frequently hereditary, marked by hard, white, painless swellings on the legs, lasting through life without material injury to health.

tropholecithal (*trof-o-les'-ith-al*) [τροφή, nourishment; λέκιθος, the yolk of an egg]. Pertaining to a tropholecithus.

tropholecithus (*trof-o-les'-ith-us*) [τροφή, nourishment; λέκιθος, the yolk of an egg]. The food yolk of a meroblastic egg. Cf. *morpholecithus*.

trophology (*trof-ol'-o-je*) [*tropho-;* λόγος, science] The science of nutrition.

trophonema (*trof-on'-em-ah*) pl. mata [τροφός, a feeder; νῆμα, a thread] Long, slender, vascular and glandular threads which grow out from the uterus of the Pteroplatea; they enter the gill-slits of the embryo and, apparently, act as stomach villi, carrying corpuscles as well as nutrient matter.

trophoneurosis (*trof-o-nū-ro'-sis*) [*tropho-; neurosis*]. Any disease of a part due to disturbance of the nerves or nerve-centers with which it is connected. **t., disseminated.** Synonym of *scleroderma*. **t., facial,** progressive facial atrophy; facial hemiatrophy. **t., muscular,** trophic changes in the muscles in connection with disease of the nervous system. **t. of Romberg,** unilateral atrophy of the face; hemiatrophy.

trophoneurotic (*trof-o-nū-rot'-ik*). Pertaining to or caused by a trophoneurosis.

trophonosis, trophonosus (*trof-on'-o-sis, trof-on'-o-sus*). See *trophopathy*.

trophonucleus (*trof-o-nū'-kle-us*) [*tropho-; nucleus*]. The nucleus which is concerned with the nutrition of a cell and not with its reproduction.

trophopathy (*trof-op'-ath-e*) [*tropho-;* πάθος, disease]. A disorder of nutrition.

trophoplasm (*trof'-o-plazm*) [*tropho-;* πλάσσειν, to mold]. The vital substance of the cell; the formative plasm.
mass of formative plasm.

trophoplast (*trof'-o-plast*) [see *trophoplasm*]. A

trophosome (*trof-o-sōm*) [*tropho-;* σῶμα, body]. The easily stained substance formed by the dense aggregation of trophoconia bodies about the nuclear body.

trophosomelle (*trof-o-som'-el*). The light thin layer of reserve food-substance clustering about the nucleus. It is smaller than a trophosome.

trophospongia (*tro-fo-spun'-je-ah*) [τροφή, nourishment; σπογγία, a sponge]. In biology, the outer or maternal layer of the *trophoblast, trophodisc,* or *trophocalyx*.

trophotaxis (*trof-o-taks'-is*) [τρόφη, nourishment; τάξις, arrangement]. Trophotropism.

trophotherapy (*trof-o-ther'-ap-e*) [τρόφη, nourishment; *therapy*]. Dietotherapy.

trophotonos (*trof-ot'-on-os*) [*tropho-;* τόνος, tension]. Rigidity of contractile tissue due to trophic disturbances.

trophotropic (*trof-o-trop'-ik*) [τροφή, nourishment; τρέπειν, to turn]. Exhibiting trophotropism.

trophotropism (*trof-ot'-ro-pism*) [*tropho-;* τρέπειν, to turn]. The attraction and repulsion exhibited by certain organic cells to various nutritive solutions.

trophozoite (*trof-o-zo'-it*) [τρόφη, nourishment; ζῶον, an animal]. A protozoal body, parasitic on and therefore nourished by the cells of the host.

tropic (*trop'-ik*) [τροπή, a turning]. An affix used by Ehrlich and Wright. See *bacteriotropic*. **t. acid** [*atropine*], $C_9H_{10}O_3$. An acid produced by treating atropine with baryta-water, alkalies or acids.

tropidine (*trop'-id-ēn*) [*atropine*], $C_8H_{13}N$. A substance resulting from the decomposition of atropine in the presence of hydrochloric and glacial acetic acids; it is an oily fluid having an odor like that of coniine.

tropin (*trop-in*) [τροπή, a turn]. Substances in the blood serum which make bacteria susceptible to phagocytosis. See *bacteriotropin*.

tropine (*trop'-ēn*) [*atropine*], $C_8H_{15}NO$. A crystalline base obtained in the decomposition of atropine.

tropism (*tro'-pism*) [τροπή, a turn]. The striving of living cells after light and darkness, heat or cold. Reaction of organisms devoid of a nervous system. **t., chemo-,** the directing influence of chemical agents. **t., photo-,** that exerted by light. **t., galvano-,** that due to galvanic electricity.

tropococaine. See *tropacocaine*.

tropometer (*trop-om'-et-er*) [τροπή, turn; μέτρον, a measure]. 1. An instrument for measuring the various rotations of the eyeball. 2. One for estimating the amount of torsion in long bones.

tropon (*tro'-pon*) [*τροφή*, nourishment]. An albuminous substance obtained from animal and vegetable sources, containing 90% of albumin. It is a light brown, nonhygroscopic powder, intended as a nutrient for convalescents. One teaspoonful to one tablespoonful is given with each meal in cocoa, soup, etc.

Trousseau's disease (*troo-so'*) [Armand *Trousseau*, French physician, 1801–1867]. Stomachal vertigo. **T.'s marks**, "taches cérébrales," circumscribed spots produced by mechanical irritation in tuberculous meningitis and other diseases seriously affecting the nutrition of the nervous system. **T.'s phenomenon**, muscular spasm, which continues as long as pressure is applied on the large arteries or on the nerve trunk in tetany, showing heightened neuromuscular irritability. **T.'s points apophysaires**, points sensitive to pressure over the dorsal and lumbar vertebræ in intercostal and lumboabdominal neuralgias. See *Valleix's points douloureux*. **T.'s roseola**, rubeola; rötheln. **T.'s symptom**, the production of paroxysms of tetany by pressure upon the principal nerve-trunks or blood-vessels of the parts affected; it is observed in tetany. **T.'s test for bile-pigments.** See *Smith's reaction*.

troy ounce. A unit in troy weight equal to 480 grains. **t. weight.** See *weights and measures*.

true. Real; not false. **t. aneurysm.** See *aneurysm, true*. **t. conjugate.** See under *conjugate*. **t. corpus luteum**, the corpus luteum of pregnancy. **t. pelvis**, that part of the pelvic cavity situated below the iliopectineal line. **t. rib.** See *rib, true*. **t. skin**, the corium. **t. vocal bands**, the inferior bands, or those concerned in the production of the voice.

truncal (*trung'-kal*) [*trunk*]. Pertaining to a trunk.

truncated (*trung'-ka-ted*) [*trunk*]. Deprived of limbs or accessory parts.

trunci (*trung'-ki*) [L.]. Plural of *truncus*. **t. lumbales**, lumbar trunks.

truncus (*trung'-kus*) [L.· *pl.*, *trunci*]. A trunk **t. bronchomediastinalis dexter**, right bronchomediastinal trunk. **t. corporis callosi**, trunk or body of corpus callosum. **t. intestinalis**, intestinal trunk. **t. jugularis**, jugular trunk. **t. lumbosacralis**, lumbosacral trunk or cord. **t. costocervicalis**, costocervical or superior intercostal trunk. **t. subclavius**, subclavian trunk. **t. sympathicus**, sympathetic trunk. **t. thyreocervicalis**, the thyroid axis.

Trunecek's method (*troo'-net-sek*). See under *serum, Trunecek's*.

trunk. 1. The torso; the body without head or limbs. 2. The main stem of a blood vessel, lymphatic, or nerve.

truss (*trus*) [Fr., *trousse*]. An apparatus for maintaining a hernia in place after reduction. Also an appliance for making pressure. **t., carotid**, a truss for compressing the carotid artery. **t., French**, a truss for inguinal hernia, in which pressure is exerted by an elastic, steel spring that supports the pad. **t., Hainsby's**, a truss for approximating the edges of a wound; it is used in the operation for harelip. **t., suspensory**, a suspensory bandage.

trypaflavine [*trypanosome; avine*]. Same as *flavine, q. v.*

trypagar (*trip-ag'-ar*) [*trypsin; agar*] A culture medium used for the growth of the meningococcus. It contains pea flour extract and trypsin broth.

trypan-blue. A dye of the benzopurpurin series, used as a trypanocide.

trypanocidal (*tri-pan-o-si'-dal*) [*trypanosoma; cædere*, to kill]. An agent that destroys trypanosomes.

trypanosan (*tri-pan'-o-san*). A dye-stuff of trypanocidal properties when combined with arsenophenylglycin.

Trypanosoma (*tri-pan-o-so'-mah*) [*τρύπανον*, a borer; *σῶμα*, body]. A genus of protozoan parasitic organisms. **T. brucei**, the organism causing the tsetse fly disease of horses. **T. castellanii**, probably the same as *T. gambiense*. **T. equiperdum**, the exciting cause of dourine, *q. v.* **T. equinum**, the exciting cause of *mal de Caderas* in the horse. **T. evansi**, the organism found in surra. **T. gambiense**, the organism causing sleeping-sickness. **T. lewisi**, one found in rats. **T. theileri**, one found in galziekte, a disease of cattle.

trypanosome (*tri'-pan-o-sōm*). One of any species of *Trypanosoma*.

trypanosomiasis (*tri-pan-o-so-mi'-a-sis*) [*Trypanosoma*]. Any of the several diseases due to infection with the various species of *Trypanosoma*.

trypanosomide (*tri-pan'-o-so-mīd*). A skin lesion occurring in any disease caused by a trypanosome.

trypan-red. A reddish-brown powder recommended in the treatment of trypanosomiasis

trypanroth. Same as *trypan-red*.

tryparosan (*tri-par'-o-san*). A preparation of chlorinated parafuchsin, used in the treatment of trypanosomiasis.

tryparsamide (*tri-par'-sam-īd*). A synthetic preparation used in treatment of trypanosomiasis and syphilis.

trypesis (*trip-e'-sis*) [*τρυπᾶν*, to bore]. The operation of trephining.

trypsalin (*trip'-sal-in*). Proprietary powder of trypsin said to dissolve dead tissue; it is insufflated in nose and throat diseases.

trypsase (*trip'-sās*). See *trypsin*.

trypsin (*trip'-sin*) [*τρίψις*, a rubbing]. The proteolytic enzyme resulting from the action of the enterokinase of the succus entericus upon the trypsinogen secreted by the pancreas in the pancreatic juice.

trypsinogen (*trip-sin'-o-jen*) [*trypsin; γεννᾶν*, to produce]. The zymogen from which trypsin is formed.

trypsogen (*trip'-so-jen*). 1. Same as *trypsinogen*. 2. Trade name of a preparation containing trypsinogen and other ingredients.

tryptic (*trip'-tik*) [*trypsin*]. Pertaining to or caused by trypsin.

tryptolytic (*trip-tol-it'-ik*) [*trypsin; λύειν*, to loosen]. Of or pertaining to the peculiar cleavage properties of trypsin.

tryptone (*trip'-tōn*) [*trypsin*]. Peptone formed by the action of trypsin.

tryptonemia, tryptonæmia (*trip-to-ne'-me-ah*). See *peptonemia*.

tryptophan (*trip'-to-fan*). One of the end products of tryptic digestion. With a solution of chlorine or bromine it gives a violet color. Synonym, *proteinochromogen*. **t. test**, tryptophan is present in the stomach, as a result of pepsin digestion in cases of cancer of the stomach; the test is made by the addition of bromine water, as above.

T. S. Abbreviation of *test solution*.

tsetse-fly (*tset'-se*). *Glossina morsitans* and *G. palpalis*, dipterous insects of South Africa,

which carry the *Trypanosoma gambiense*. **t. disease.** See *disease, tsetse-fly*.

Tsuga (*tsoo'-gah*). A genus of *Coniferæ*, a species of which, *T. canadensis*, yields Canada pitch.

tsutsugamushi disease (*tsoo-tsoo-ga-moo'-she*). Japanese river fever.

T. tetanase. The constituent of tetanus toxin which produces the tetanic spasm.

T. U. Abbreviation of *toxic unit*.

tua-tua. See *Jatropha gossypifolia*.

tub. To treat by means of a cold bath.

tuba (*tū'-bah*) [L.]. A tube. **t. acustica.** Same as *t. auditiva*. **t. auditiva,** the auditory or Eustachian tube. **t. Eustachii,** Eustachian tube. **t. fallopiana, t. Fallopii, t. uterina,** Fallopian tube.

tubage (*tū'-baj*) [*tuba*, a tube]. The introduction of a tube or catheter. **t. of the glottis.** See *intubation*.

tubal (*tū'-bal*) [*tube*]. Pertaining to a tube, especially the Fallopian tube or the renal tubules. **t. abortion,** internal rupture of the ovum in extra-uterine gestation, with a pouring out of blood through the fimbriated extremity of the tube into the abdominal cavity. **t. mole,** a tubal ovum that has been destroyed by hemorrhage. **t. pregnancy,** pregnancy in one or the other Fallopian tube.

tubba, tubboe (*tub'-ah, tub'-o*). Yaws attacking the palms of the hands and the soles of the feet; crab-yaws

tubbing (*tub'-ing*). The employment of the cold bath in the treatment of fever.

tube (*tūb*) [*tuba*, a tube]. A hollow, cylindrical structure, especially the Fallopian tube or the Eustachian tube. **t., air-,** a bronchial tube. **t., alimentary,** the alimentary canal. **t., auditory,** the external auditory canal. **t., auricular,** the external auditory meatus. **t., auscultation,** one used to test the acuteness of hearing. **t., capillary,** a tube with minute lumen. **t., cardiac,** the embryonic heart. **t.-casts,** casts of the renal tubules; they indicate disease of the kidneys. **t., Crookes', t., Geissler's, t., Hittorf's.** See under *rays, Roentgen-*. **t., drainage-,** a hollow tube of glass, rubber, or other material inserted into a wound or cavity to allow of the escape of fluids. **t., Eustachian.** See *Eustachian*. **t.s, Fallopian.** See *oviducts*. **t., feeding,** one for introducing food into the stomach. **t.s, fusion,** Priestley Smith's name for a miniature stereoscope by which the two images formed by a straight and a squinting eye may be fused together and seen simultaneously. Cf. *heteroscope*. **t., intubation,** a tube for insertion into the larynx through the mouth in laryngeal diphtheria, etc. **t., sediment,** a glass cylinder constricted to a fine point at one end and both ends open; it is used in precipitating urine. **t., stomach,** a flexible tube used for lavage. **t., tracheotomy.** See *tracheotomy*. **t., vacuum,** a sealed glass tube out of which the air has been pumped and which has at each end a piece of platinum wire passed through the glass and entering the tube.

tubectomy (*tū-bek'-to-me*). Excision of a tube, specifically the Fallopian tube, or salpingectomy.

tuber (*tū'-ber*) [L., "a bump or swelling"]. 1. A thickened portion of an underground stem. 2. Any rounded swelling. **t. anatomica,** a protuberance, tumor, or swelling. **t. annulare,** the anterior surface of the pons; see *pons Varolii*. **t. anterius.** See *t. cinereum*. **t. calcanei,** the tuberosity of the calcaneum. **tubera candicantia.** See *corpora albicantia*. **t. cinereum,** a tract of gray matter extending from the optic chiasma to the corpora albicantia and forming part of the floor of the third ventricle. **t. cochleæ,** the promontory of the tympanum. **t. corporis callosi,** the splenium. **t. Eustachii,** a slight protuberance below the fenestra ovalis on the inner wall of the tympanic cavity. **t. frontale,** the frontal eminence. **tubera geniculata,** the internal and external geniculate bodies. **t. gutturosum.** See *goiter*. **t. ischiadicum,** the tuberosity of the ischium. **t. ischii,** the tuberosity of the ischium. **t. maxillæ,** the tuberosity of the superior maxilla. **t. maxillare,** the maxillary tuber. **t. omentale hepatis,** a prominence on the left lobe of the liver, corresponding to the lesser curvature of the stomach. **t. omentale pancreatis,** a prominence of the middle part of the pancreas, corresponding to the lesser omentum. **t. parietale,** the parietal eminence. **t. posticum.** Same as *t. vermis*. **t. supracondyloideum,** an eminence opposite the distal end of the internal border of the linea aspera of the fibula. **t. supraorbitale,** the supercilliary ridge. **t. syphiliticum.** See *syphiloma*. **t. tympani.** See *t. Eustachii*. **t. valvulæ** (*cerebelli*), a small prominence of the cerebellum on its inferior vermiform process at its anterior extremity in front of the uvula. **t. vermis,** the posterior end of the inferior worm of the cerebellum; also called *t. valvulæ*. **t. verrucosum,** a callosity often found on the great toe at the metatarso-phalangeal joint. **t. zygomaticum,** a prominence of the zygoma on its lower border near the union of the superior maxilla and the zygomatic process.

tubercle (*tū'-ber-kl*) [*tuberculum*, a tubercle]. 1. A small nodule. 2. A rounded prominence on a bone. 3. The specific lesion produced by the tubercle bacillus, consisting of a collection of round-cells and epithelioid cells, with at times giant-cells. **t., acoustic,** the nucleus of the dorsal cochlear nerve, a leaf-like mass of cinerea wrapped about the dorsolateral surface of the restis. **t., adductor,** a slight protuberance at the lower end of the internal supracondylar line of the femur, giving attachment to the tendon of the adductor magnus. **t., amygdaloid,** a prominence on the roof of the descending cornu of the lateral ventricle. **t., anatomical,** a wart-like tuberculous growth sometimes appearing on the hands of dissectors. **t., anterior,** a tubercle at the anterior part of the extremity of the transverse process of certain vertebræ. **t. bacillus.** See under *bacteria*. **t., carotid,** a prominence of the sixth cervical vertebra on the anterior part of its transverse process **t., conoid,** a broad projection of the clavicle on its posterior border at the union of its middle and outer thirds, to which the conoid ligament is attached. **t., deltoid,** a projection on the anterior border of the clavicle, giving origin to a part of the deltoideus. **t., dissection,** anatomical tubercle. **t., fibrous,** a tubercle which has been modified by the formation of connective tissue within its structure. **t., genial,** one of the tubercles on each side of the middle line on the inner surface of the lower maxilla. **t., genital,** the rudimentary penis or clitoris in the urogenital region of the embryo in front of the cloaca. **t., gray.** See *tubercle* (3). **t., hepatic,** in the embryo, the bile-tubules. **t., hyaline.** See *tube-cast, hyaline*. **t., lacrimal,**

one of the small papillary prominences at the margin of the eyelids, in the center of which is the punctum lacrimale. **t. of Lower,** a small eminence on the wall of the right auricle, between the orifices of the venæ cavæ. **t., lymphoid,** a tubercle consisting chiefly of round or lymphoid cells. **t., mammillary.** See *corpora albicantia*. **t., miliary.** See *tubercle* (3). **t., neural,** the tube of ectodermal tissue from which the nerve-system is developed. **t., olfactory.** See *bulb, olfactory*. **t., otopharyngeal,** the Eustachian tube. **t., painful,** a painful nodule in the subcutaneous tissue in the region of the joints. **t., posterior,** a tubercle at the posterior end of the lumbar and several of the thoracic vertebræ. **t., postglenoid,** a process of the temporal bone that descends behind the condyle of the jaw and prevents backward displacement during mastication **t., prostatic,** the middle lobe of the prostate **t., pterygoid,** a tubercle on the inner surface of the inferior maxilla; it gives attachment to the internal pterygoid muscle. **t. of Rolando,** one of the rounded masses close under the surface of the lateral columns of the medulla oblongata, formed by the enlarged dorsal horns of the gray matter. **t., scalene-,** a tubercle on the first rib, giving attachment to the anterior scalene muscle. **t., supraglenoid,** one above the superglenoid fossa of the scapula, giving attachment to the long head of the biceps. **t. of the vagina,** a prominence on the anterior wall of the vagina. **t., zygomatic,** one at the junction of the zygoma with its anterior root.

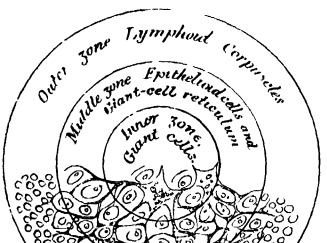

MINUTE STRUCTURE OF TUBERCULE. DIAGRAMMATIC.

tubercula (*tū-ber'-kū-lah*) [plural of *tuberculum*, a tubercle] **t. coronæ dentis,** tubercles of the crown of a tooth. **t. dolorosa.** See *tubercle, painful*. **t. quadrigemina.** See *corpora quadrigemina*.

tubercular (*tū-ber'-kū-lar*) [*tubercle*]. 1. Presenting the appearance of a tubercle or nodule. 2. Provided with tubercles.

tuberculase (*tū-ber'-kū-lās*). See *Behring's tulase*.

tuberculate, tubercled (*tū-bur'-kū-lat, tū'-bur-kld*) [*tuberculum*, a tubercle]. Warty; bearing tubercles.

tuberculated (*tū-bur'-kū-la-ted*) [*tuberculum*, a tubercle]. Furnished with tubercles; tuberculous.

tuberculation (*tū-bur-kū-la'-shun*) [*tuberculum*, a tubercle]. The formation, development, or arragement of tubercles; the process of affecting a part with tubercles.

tuberculid, tuberculide (*tū-ber'-kū-lid*). Any cutaneous manifestation due to the toxin of the tubercle bacilli.

tuberculin (*tū-ber'-kū-lin*) [*tubercle*]. A glycerol extract of cultures of the bacillus of tuberculosis. It is a brownish, neutral liquid, soluble in water, and is used as a means of diagnosing tuberculosis, and treating; when injected into tuberculous individuals, a reaction is produced which differs from that given by healthy individuals. Syn., *paratoloid*. **T. A.,** the result of extracting the bacilli with a 10 % normal caustic soda solution and filtering and neutralizing the product. **t. filtrate,** the bouillon from cultures on which tubercle bacilli of the human type have been grown to maturity and freed from germs by filtration through porcelain; no heat is used in its manufacture. Syn., *tuberculin Denys, B. F.* **t., Koch's.** See *t., new;* and *t., old*. **t., new** (T. R.), an unsterilized, unfiltered, glycerol-water semisolution of living, dried, pulverized, and washed bacilli. **t., original,** or **old** (T. O.). See *tuberculin*. **t., purified,** the resultant redissolved precipitate of the tuberculin original with 60 % of alcohol T. R. See *t., new*. **t. test,** the injection of a small amount of tuberculin will produce fever and local swelling in a person or animal who has tuberculosis; but there is no reaction in one free from tuberculosis.

tuberculine (*tū-ber'-kū-len*). A ptomaine produced from the tubercle bacillus.

tuberculinization (*tū-ber-kū-lin-iz-a'-shun*). Treatment of tuberculosis by the use of tuberculin.

tuberculinose (*tu-ber'-kū-lin-ōs*). Dialyzed tuberculin.

tuberculinum (*tū-ber-kū-li'-num*). A trituration of dried tuberculous sputum, used by the homeopaths.

tuberculitis (*tū-ber-kū-lī'-tis*) [*tubercle; ιτις*, inflammation]. Inflammation in the tissues surrounding a tuberculous node.

tuberculization (*tū-ber-kū-liz-a'-shun*) [*tuberculum*, tubercle]. 1. The formation of tubercles, or the condition of being charged with tubercles. 2. Treatment with tuberculin.

tuberculoalbumin (*tū-ber-kū-lo-al-bū'-min*). A tuberculin preparation similar to tuberculase.

tuberculocele (*tū-ber'-kū-lo-sēl*) [*tuberculosis; κήλη*, a tumor]. Tuberculous disease of the testicle.

tuberculocidin (*tū-ber-kū-lo-si'-din*) [*tubercle; cædere*, to kill]. An albumose obtained from tuberculin by precipitation with platinum chloride. It is said to possess the beneficial effects of tuberculin without producing an injurious reaction.

tuberculoderma (*tū-ber-kū-lo-der'-mah*). A cutaneous manifestation of the action of tubercle bacilli, a tuberculid.

tuberculofibroid (*tū-ber-kū-lo-fī'-broid*). Relating to a tubercle that has undergone fibroid degeneration.

tuberculoid (*tū-ber'-kū-loid*) [*tuberculum*, tubercle; *εἶδος*, like]. Resembling tubercle or tuberculosis.

tuberculoidin (*tū-ber-kū-loi'-din*). Tuberculin which has been treated with alcohol and so cleared of its bacilli.

tuberculol (*tū-ber'-kū-lol*). Tuberculin which has been freed from secondary products.

tuberculoma (*tū-ber-kū-lo'-mah*). A tuberculous tumor.

tuberculomania (*tū-ber-kū-lo-ma'-ne-ah*) [*tuberculosis; mania*]. An unalterable and unfounded

conviction that one is suffering from tuberculosis.

tuberculomyces (*tū-ber-kū-lo-mi'-sēz*). A group of bacilli containing the different varieties of tubercle bacilli.

tuberculo-opsonic index (*tū-ber-kū-lo-op-son'-ik*). The opsonic index in tuberculous infection.

tuberculophobia (*tū-ber-kū-lo-fo'-be-ah*) [*tuberculosis*; *φόβος*, fear]. Morbid fear of tuberculosis.

tuberculoplasmin (*tū-ber-kū-lo-plas'-min*). The filtered watery solution of the protoplasm of moist living bacilli, extracted by crushing with hydraulic pressure.

tuberculosamine (*tū-ber-kū-lo'-sam-ēn*). An amine isolated from tubercle bacilli.

tuberculose (*tū-ber'-kū-lōs*). See *tuberculated*.

tuberculosis (*tū-ber-kū-lo'-sis*) [*tubercle*]. An infectious disease due to *Bacillus tuberculosis*, discovered by Koch. The lesion produced by the growth of the bacillus is the tubercle (miliary or gray tubercle or nodule), a small, grayish, translucent nodule, from $\frac{1}{10}$ to 2 mm. in diameter, firmly embedded in the surrounding tissues. By the coalescence of neighboring tubercles large masses, the so-called tuberculous infiltrations, are produced. The tendency of tuberculous lesions is to undergo cheesy necrosis. For this degeneration two factors are responsible: the absence of blood-vessels and the action of peculiar poisons elaborated by the bacillus. The breaking down of tuberculous areas in the interior of organs gives rise to cavities, which may be seen in muscles, bones, brain, lymphatic glands, and elsewhere, but are most pronounced in the lungs. On surfaces—skin and mucous membranes—tuberculosis often leads to the formation of ulcers. The most frequent seats of tuberculosis are the lung, the intestinal tract, the lymphatic glands, the serous membranes, the bones, the skin, the testicle, the epididymis, the brain, the Fallopian tubes, the uterus, the spleen. The symptoms of tuberculosis vary with the localization of the disease A few general phenomena are common to nearly all forms, viz., emaciation, loss of strength, anemia, fever, and sweats. **t., acute miliary**, an acute febrile disease, characterized by the formation of minute tubercles in great numbers in various parts of the body. It is due to the discharge into the circulatory stream of tubercle bacilli. Three forms are usually described: (1) a general or typhoid form; (2) one with marked pulmonary symptoms; (3) one in which cerebral symptoms predominate. **t., attenuated**, tuberculosis with tendency to cold abscesses and various skin complications. **t., avian**, tuberculosis affecting birds. **t., bovine**, tuberculosis occurring in cattle. Syn., *pearl disease*. **t., cestodic**, a disease resembling tuberculosis, due to infestation with cestodes. **t., disseminated**, acute miliary tuberculosis **t., general miliary**. See *t., acute miliary*. **t., laryngeal**, tuberculosis of the larynx, usually secondary to tuberculosis of the lungs, but in rare cases primary. **t., miliary**, tuberculosis characterized by the formation of miliary tubercles. **t., pulmonary**, phthisis, pulmonary. **t., surgical**, tuberculosis of parts amenable to surgical treatment, as the bones and joints.

uberculotherapy (*tū-ber-kū-lo-ther'-ap-e*). Treatment of tuberculosis.

uberculotoxin (*tū-ber-kū-lo-toks'-in*). A toxin generated by the tubercle bacillus.

tuberculotoxoidin (*tū-ber-kū-lo-toks-oid'-in*). A solution of tubercle bacilli in sulphuric acid, said to have some immunizing value and to raise the opsonic index.

tuberculous (*tū-ber'-kū-lus*) [*tubercle*]. Affected with or caused by tuberculosis.

tuberculum (*tū-ber'-kū-lum*). See *tubercle*. **t. acusticum**, a group of nerve-cells connected with the auditory fibers. **t. anterius**. 1. The conical prominence on the anterior arch of the atlas. 2. The frontal extremity of the thalamus. **t. articulare**, articular tubercle. **t. auriculæ** (*Darwini*), Darwinian tubercle of auricle. **t. caudatum**, the caudate lobe of the liver. **t. cinereum**, gray or ashen tubercle: (1) the cuneate tubercle of the oblongata; (2) the tuberculum Rolandi, found below the clava. **t. corniculatum** (*Santorini*), corniculate tubercle of Santorini. **t. costæ**, tubercle of the rib. **t. cuneiforme** (*Wrisbergi*), cuneiform cartilage. **t. epiglotticum**, epiglottic tubercle or cushion of epiglottis. **t. impar**, a rounded elevation between the ventral ends of the mandibular and hyoid arches and from which the papillary portion of the tongue is developed. **t. intercondyloideum laterale**, a lateral intercondyloid tubercle. **t. intercondyloideum mediale**, medial intercondyloid tubercle. **t. intervenosum** (*Lowers*), intervenous tubercle of Lower. **t. jugulare**, jugular tubercle. **t. majus**, larger tubercle or greater tuberosity. **t. mentale**, mental tubercle. **t. minus**, smaller tubercle or lesser tuberosity. **t. obturatorium anterius**, anterior obturator tubercle. **t. obturatorium posterius**, posterior obturator tubercle. **t. pharyngeum**, pharyngeal tubercle. **t. posterius**, the rudimentary spinous process of the atlas. **t. pubicum**, pubic tubercle or spine of os pubis. **t. scaleni** (*Lisfranci*), scalene tubercle of Lisfranc. **t. sebaceum**. See *milium*. **t. supratragicum**, supratragic tubercle. **t. thyreoideum inferius**, inferior thyroid tubercle. **t. thyreoideum superius**, superior thyroid tubercle. **t. vestibularis**. Same as *t acusticum*.

tuberiferous (*tū-ber-if'-er-us*) [*tuber*, a tuber; *ferre*, to bear] Producing tubers.

tuberose (*tū-ber-ōs*) [*tuber*]. Resembling a tuber.

tuberositas (*tū-ber-os'-it-as*) [L.]. A tuberosity. **t. coracoidea**, the coracoid tuberosity, an impression for the conoid ligament. **t. costalis**, costal tuberosity or impression for rhomboid ligament. **t. deltoidea**, deltoid tuberosity. **t. glutæa**, gluteal tuberosity. **t. iliaca**, iliac tuberosity. **t. infraglenoidalis**, infraglenoidal tuberosity. **t. masseterica**, masseteric tuberosity. **t. ossis cuboidei**, tuberosity of cuboid bone. **t. ossis navicularis**, tuberosity of scaphoid bone of tarsus. **t. pterygoidea**, pterygoid tuberosity. **t. radii**, tuberosity of radius, or bicipital tuberosity. **t. sacralis**, sacral tuberosity. **t. supraglenoidalis**, supraglenoidal tuberosity or tubercle. **t. tibiæ**, tuberosity or tubercle of the tibia. **t. ulnæ**, tuberosity of the ulna. **t. unguicularis**, ungual tuberosity.

tuberosity (*tū-ber-os'-it-e*) [*tuber*]. A protuberance on a bone. **t., greater**, a rough projection on the outer side of the head of the humerus. **t. of the ischium**, a thick, downward projection of the ischium, on which the body rests in sitting. **t., lesser**, a small tuberosity in front of the head and on the inner side of the bicipital groove of the humerus. **t. maxillary**, a rounded eminence at the lower part of the zygomatic surface of the superior maxillary bone, especially promi-

nent after the growth of the wisdom-teeth. **ts. of the os calcis,** two prominences, an external and an internal, on the posterior inferior aspect of the os calcis. **t. of the palate bone,** a pyramidal process at the lower part of the posterior border of the external surface of the palate bone. **t. of the radius,** a rough eminence at the inner and interior aspect of the bone just beneath the neck.

tuberous (*tu'-ber-us*) [*tuber*]. Like a tuber, as *tuberous* angioma.

tubo- (*tū-bo-*) [*tubo*]. A prefix meaning relating to a tube

tuboabdominal (*tū-bo-ab-dom'-in-al*) [*tubo-; abdomen*]. Pertaining to a Fallopian tube and to the abdomen. **t. pregnancy,** one that begins in the tube, but that finally becomes abdominal.

tuboadnexopexy (*tū-bo-ad-neks'-o-peks-e*). Surgical fixation of the uterine adnexa.

tuboligamentus (*tū-bo-lig-am-ent'-us*). Relating to the oviduct and the broad ligament.

tubo-ovarian (*tū-bo-o-va'-re-an*) [*tubo-, ovary*. Pertaining to the Fallopian tube and the ovary. **t. pregnancy,** an extrauterine pregnancy in which the ovum develops between the fimbriæ of the oviduct and the ovary.

tubo-ovariotomy (*tū-bo-o-va-re-ot'-om-e*). Excision of a Fallopian tube and ovary.

tuboperitoneal (*tū-bo-per-it-on-e'-al*). Relating to the oviduct and the peritoneum.

tubotympanal (*tū-bo-tim'-pan-al*). Pertaining to a Eustachian tube and the tympanum of the ear.

tubouterine (*tū-bo-ū'-ter-in*) [*tubo-; uterus*] Pertaining to the Fallopian tube and the uterus. **t. pregnancy,** a form of tubal pregnancy in which the ovule develops in the uterine wall, a portion of the sac often projecting into the uterus, and having on the outer side the round ligament and the greater portion of the tube. Also known as interstitial pregnancy.

tubovaginal (*tū-bo-vaj'-in-al*). Pertaining to a Fallopian tube and the vagina.

tubular (*tū'-bū-lar*) [*tubulus*, a small tube]. 1. Shaped like a tube 2. Pertaining to or affecting tubules, as *tubular* nephritis. 3. Produced in a tube, as *tubular* breathing. **t. adenoma,** an adenoma after the type of tubular glands. **t. breathing.** Synonym of *breathing, bronchial.* **t. epithelioma,** a carcinoma found in the salivary glands composed of irregular cells, the cell-masses extending in tubes or cylindrical plugs in various directions. Pearly bodies are also present. **t. gland,** a secreting gland tube-like or cylindrical in shape, also the enteric glands or follicles of Lieberkuehn **t. gestation,** extrauterine fetation in the oviduct. **t. membrane.** See *perineurium, neurilemma.* **t. pneumonia.** Synonym of *pneumonia, lobular.* **t. rale,** one produced in a bronchial tube.

tubulature (*tū'-bū-la-tūr*) [*tubule*]. The short tube of a retort or receiver.

tubule (*tū'-būl*) [*tubulus*, dim. of *tubus*, a tube]. A small tube. In anatomy, any minute, tube-shaped structure; see also *tubulus.* **t., communicating,** or **junctional,** that part of a uriniferous tubule between the distal convoluted, and the straight collecting tubule. **t., dentinal,** the tubular structure of the teeth. **t. of Ferrein.** See *Ferrein, tube of.* **t.s, segmental, t.s, Wolffian.** See under *Wolffian body* **t., seminiferous,** any one of the tubules of the testicles. **t., uriniferous,** one of the numerous winding tubules of the kidney.

tubuli (*tū'-bū-li*) [L.]. Plural of *tubulus.* **t. renales,** renal tubules. **t. renales contorti,** convoluted renal tubules. **t. lactiferi,** the excretory ducts of the mammæ. **t. renales recti,** straight renal tubules. **t. seminiferi contorti,** convoluted seminiferous tubules. **t. seminiferi recti,** straight seminiferous tubules.

tubuliform (*tū'-bū-lif-orm*) [*tubulus*, tubule; *forma*, form]. Shaped like a tubule.

tubulization (*tū-bū-li-za'-shun*). Protection of the ends of nerves, after neurorrhaphy, by a paraffin tube.

tubulocyst (*tū'-bū-lo-sist*). A cystic dilatation occurring in an occluded canal or duct.

tubulodermoid (*tū-bū-lo-der'-moid*). A dermoid tumor in fetal tubular structure which should have become occluded.

tubuloracemose (*tū-bū-lo-ras'-em-ōs*). Denoting a gland that is both tubular and racemose.

tubulose, tubulous (*tū'-bū-lōs, tū'-bū-lus*). Containing tubules.

tubulus (*tū'-bū-lus*) [*tubulus*, a small tube: pl., *tubuli*]. A small tube-like organ; a tubule.

tubus (*tū'-bus*) [L.]. A tube, canal. **t. acusticus,** an ear trumpet. **t. digestorius,** the digestive canal. **t. medullaris,** the vertebral canal. **t. respiratorius,** the respiratory canal. **t. vertebralis,** the spinal or vertebral canal.

Tuebingen heart. A disease of the heart, first observed at Tuebingen, marked by cardiac dilatation and hypertrophy and believed to be due to overindulgence in alcoholic drinks.

Tuerck's bundle [Ludwig *Tuerck*, Austrian neurologist, 1810–1878]. A tract of nerve-fibers passing from the cortex of the temporo-sphenoidal lobe through the outer portion of the crusta of the cerebral peduncle and the pons into the internal geniculate body. **T.'s column,** the anterior or direct pyramidal tract. **T.'s degeneration,** secondary parenchymatous degeneration of the spinal nerve tracts. **T.'s hemianesthesia,** anesthesia affecting the functions of the posterior spinal roots of one side, at times also those of the nerves of special sense. It is caused by lesions of the posterior portion of the capsula and the contiguous region of the corona radiata. **T.'s trachoma,** granular laryngitis affecting the postero-internal wall of the larynx. Syn., *laryngitis sicca.*

Tuffier's inferior ligament (*toof-e-a'*) [Théodore *Tuffier*, French surgeon]. Mesentericoparietal fold; that portion of the enteric mesentery which is inserted into the iliac fossa. **T.'s method,** spinal anesthesia. **T.'s syndrome,** a congenital state of general tissue debility, resulting in relaxation and displacement of various organs, such as splanchnoptosis, varicocele, uterine displacements, etc.

Tuffnell's bandage (*tuf'-nel*) [Thomas Joliffe *Tufnell*, English surgeon, 1819–1885]. An immovable bandage stiffened with a paste of white of egg and flour. It is also called *egg-and-flour bandage.* **T.'s method, T.'s treatment.** A treatment for aneurysm, consisting in absolute rest, dry diet, and the administration of potassium iodide.

tuft, Malpighian. See *Malpighian body.*

tugging, tracheal. See *tracheal tugging.*

tularemia (*tū-lar-e'-me-ah*). A specific infectious disease due to the *Bacterium tularense,* and transmitted from rodents to man by the bite of a blood-sucking insect or by the handling of infected rodents.

tulase (*tū'-lās*). See *Behring's tulase.*

tulipine (*tū'-lip-ēn*). A poisonous alkaloid from the tulip.

Tully's powder [William *Tully*, American physician, 1785–1859]. A powder containing morphine sulphate, 1 part; camphor, licorice, and calcium carbonate, each, 20 parts.

THÉODORE TUFFIER.

Tulpius' valve [Nicholas *Tulp*, Dutch physician, 1593–1674]. The ileocecal valve.

tumefacient (*tū-me-fa'-shent*) [*tumefaction*]. Swelling; swollen.

tumefaction (*tū-me-fak'-shun*) [*tumefacere*, to cause to swell]. A swelling.

tumefy (*tū-me-fī*). 1. To swell. 2. To cause to swell.

tumenol (*tū'-men-ol*) [*bitumen; oleum*, oil]. A sulphonated preparation of certain hydrocarbons It may be used in three forms: 1. *tumenol* itself, a dark-brown or brownish-black liquid; 2. *tumenol sulphone*, an aromatic, syrupy liquid; 3. *tumenol sulphonic acid*, a black powder, soluble in water. A 10% tincture is used in the itching dermatoses.

tumescence (*tū-mes'-ens*) [*tumescere*, to swell]. The condition of growing tumid; a swelling.

tumescent (*tū-mes'-ent*) [*tumescere*, to become swollen]. Swelling or enlargement.

tumid (*tū'-mid*) [see *tumescence*]. Swollen.

tumidity (*tū-mid'-it-e*) [*tumidus*, swollen]. The state of being swollen.

tumor (*tū'-mor*) [*tumere*, to swell]. 1. A swelling. 2. A new growth not the result of inflammation. The appended classification is based, at least as regards classes A and B, on the blastodermic origin of the dominant tissue of the tumor. 3. A mass of cells, tissues, or organs, resembling those normally present in the body, but arranged atypically, growing at the expense of the body, but subserving no useful purpose therein. **t. albus**, white swelling; tuberculous enlargement of a joint. **t., benign**, one which does not give rise to metastasis or recur after removal. **t., cystic**, one made up of cysts. **t., dentinoid**, a dental osteoma arising from the crown of a tooth. **t., fibroid**, a fibroma. **t., Gubler's**, a prominence on the back of the wrist seen in wrist-drop. **t., gummous** or **gummy**, a syphilitic gumma. **t., heterologous**, one composed of tissue differing from that in which it grows. **t., histoid**, one composed of a single tissue. **t., homologous**, one composed of tissue resembling that from which it grows. **t., malignant**, one which gives metastasis or recurs, or does both, and eventually destroys life **t., mucous**, a myxoma. **t., muscular**, a myoma. **t., phantom**, an apparent tumor due to flatus or contraction of a section of an abdominal muscle; it is seen in hysterical patients. **t., potato**, an endothelioma derived from the carotid body. **t., sebaceous**, one of a sebaceous gland; an atheroma. **t., splenic**, a term sometimes applied to an enlarged spleen. **t., teratoid**, a teratoma.

A. Mesodermic Tumors

1. Sarcoma.	Round-cell.	Large.
		Small.
		Lympho-sarcoma.
	Spindle-cell.	Large.
		Small.
	Giant-cell.	
	Melanotic.	
	Alveolar.	
	Endothelioma.	
	Angiosarcoma.	
	Cylindroma.	
	Chloroma.	
	Psammoma.	
2. Fibroma.	Hard.	
	Soft.	
3. Myxoma.		
4. Lipoma.		
5. Chondroma.	Hyaline.	
	Fibrous.	
6. Osteoma.	O. durum or O. eburneum.	
	O. spongiosum, O. medullare.	
7. Hemangioma.	Telangiectatic.	
	Cavernous.	
8. Lymphangioma.	Simple.	
	Cystic.	
9. Myoma.	Liomyoma.	
	Rhabdomyoma.	

B. Ectodermic and Entodermic Tumors

1. Glioma.		
2. Neuroma.	N. myelinicum.	
	N. amyelinicum.	
3. Epithelioma.	Adenoma.	Tubular.
		Racemose.
	Carcinoma.	Squamous.
		Cylindrical.
		Glandular.
	Epithelial cystoma.	C. simplex.
		C. papilliferum.

C. Teratoid Tumors or Teratomata

1. Dermoid cyst.
2. Cholesteatoma.

tumoraffin (*tū'-mor-af-fin*) [*tumor; affinity*]. Said of substances (drugs, radiant energy, etc.) which are supposed to have some special affinity for tumor cells.

tumorous (*tū'-mor-us*). Swollen, like a tumor.

tumultus (*tū-mul'-tus*) [L.]. Tumult. **t. cordis,** irregular heart-action. **t. sermonis,** a stuttering manner of reading, from pathologic cause.

Tunga penetrans (*tun'-gah pen'-e-trans*). The chigoe, *q.v.*

tungstate (*tung'-stāt*). See under *tungsten.*

tungsten (*tung'-sten*) [Swed., "heavy stone"]. A metallic element having a specific gravity of 19.26, an atomic weight of 184. Symbol W (from the German name *Wolfram*). It forms . *tungstic acid*, H_2WO_4, the latter combining with bases to form *tungstates*, which are used as reagents. See *elements, table of chemical.*

tungstic acid (*tung'-stik*). See under *tungsten.*

tunic (*tū'-nik*) [*tunica*]. A coat or membrane; see *tunica*

tunica (*tū'-nik-ah*) [L.]. A tunic. **t. adnata,** the conjunctiva covering the eyeball. **t. adventitia,** the outer coat of an artery. **t. albuginea corporum cavernosorum,** the fibrous covering of the corpora cavernosa. **t. albuginea oculi,** the sclerotic coat of the eye. **t. albuginea ovarii,** the compact connective tissue immediately under the epithelium of the cortex of the ovary. **t. albuginea testis,** the fibrous covering of the testis. **t. extima,** see *t. adventitia.* **t. intima,** the inner coat of an artery. **t. media,** the middle coat of an artery. **t. ruyschiana,** the layer of capillary vessels of the choroid coat of the eye. **t. vaginalis,** the serous covering of the testis derived from the peritoneum. **t. vasculosa,** the vascular layer of the testis, called also the pia mater of the testis; also the lamina vasculosa of the choroid.

tunicin (*tū'-nis-in*), ($C_6H_{10}O_5$). A substance obtained from the mantles of ascidians; considered by some as identical with vegetable cellulose, by some as identical with animal cellulose, and by others as a distinct body convertible into sugar.

tuning-fork (*tū'-ning-fork*). A pronged, metallic instrument capable of vibrating so as to form a certain definite note.

tunnel-anemia. See *ankylostomiasis.*

tunnel-disease See (1) *caisson-disease;* (2) *ankylostomiasis.*

tupelo (*tū'-pel-o*). The *Nyssa grandidentata,* of the order *Cornaceæ.* Its root has been used for making tents (*tupelo-tent*).

turacin (*tū'-ras-in*) [African, *turakoo*]. A crimson coloring-matter obtained from the feathers of the turakoo. It is slowly soluble in water, but easily soluble in alkaline fluids, and contains about 6 % of copper.

turbid pneumonia. A term applied to the indistinct pneumonic symptoms following injections of tuberculin; also called *injection pneumonia.*

turbidimeter (*tur-bid-im'-et-er*). An apparatus for estimating the degree of turbidity of a water.

turbinal (*tur'-bin-al*) [*turbo,* top]. 1. Turbinated. 2. A turbinated bone.

turbinated (*tur'-bin-a-ted*) [*turbinal*]. Top-shaped; scroll-shaped. **t. bodies,** the turbinated bones with their covering of vascular and mucous membrane. **t. bone,** one of the three (superior, middle, and inferior) bony projections upon the outer wall of each nasal fossa. They are covered by an erectile vascular mucous membrane

turbinectomy (*tur-bin-ek'-to-me*) [*turbinal;* ἐκτομή, a cutting out]. Excision of a turbinated bone.

turbinotome (*tur'-bin-ot-ōm*). An instrument used in turbinotomy.

turbinotomy (*tur-bin-ot'-o-me*) [*turbinal;* τομή, a cutting]. Incision into a turbinated bone.

turbo cerebri [L., "the top-shaped-body of the brain]." The pineal body.

Turck's zone [Penton B. *Turck,* American physician, 1857–]. A connective tissue zone in the intestinal wall underneath the muscularis mucosæ; in this zone microorganisms from the intestine are destroyed.

turgescence (*tur-jes'-ens*) [*turgid*] Swelling.

turgescent (*tur-jes'-ent*). Swollen, tumid.

turgid (*tur'-jid*) [*turgidus,* swollen]. Swollen; congested.

turgometer (*tur-gom'-et-er*) [*turgor,* swelling; μέτρον, measure]. An apparatus to determine the degree or amount of turgescence.

turgor (*tur'-gor*) [L., "a swelling"]. Active hyperemia; turgescence. **t. vitalis,** the normal fulness of the blood-vessels.

Turkestan ulcer. Furunculus orientalis.

Turlington's balsam (*tur'-ling-tun*). The compound tincture of benzoin.

turmeric (*tur'-mer-ik*). See *curcuma.*

turmerol (*tur'-mer-ol*). An oily substance derived from turmeric.

turn. 1. To cause to revolve about an axis. 2. To change the position of the fetus so as to facilitate delivery. **t. of life,** see *menopause.*

Turnbull's tincture of aconite [Alexander *Turnbull,* Scotch physician, 1797–]. A very powerful tincture of aconite of about 50 % strength.

Turner's cerate. The ceratum calaminæ or ointment of calamin (20 %). **T.'s yellow,** same as *Cassel yellow.*

Turner's sulcus (*tur'-ner*) [William Aldren *Turner,* English neurologist, 1864–]. Interparietal sulcus, separating the superior and inferior parietal lobules of the cerebrum.

turning (*turn'-ing*). See *version.*

turog (*tū'-rog*). Cheese curds.

turpentine (*tur'-pen-tīn*) [τερέβινθος, terebinth]. A concrete or liquid oleoresin obtained from various species of *Coniferæ.* The ordinary or *white turpentine* (*terebinthina,* U. S. P.; *thus americanum,* B. P.), derived from *Pinus palustris* and other species of *Pinus,* contains a volatile oil, oil or spirits of turpentine. **t.-camphor,** terpene hydrochlorate. **t., Canada** (*terebinthina canadensis,* U. S. P., B. P.), is obtained from *Pinus balsamea* and under the name of Canada balsam is used as a mounting medium in microscopy. **t., Chian,** collected on the island of Chios, from *Pistacia terebinthus,* was formerly used in cancer. **t., common European, t., Bordeaux,** is obtained from several species of pine; chiefly *Pinus sylvestris* and *Pinus maritima.* It yields large quantities of oil of turpentine. **t., confection of** (*confectio terebinthinæ,* B. P.). Dose ½–1 dr. (2–4 Gm.). **t., enema of** (*enema terebinthinæ,* B. P.), oil of turpentine, 1 oz.; mucilage of starch, 15 oz. **t. liniment** (*linimentum terebinthinæ,* U. S. P., B. P.), resin cerate and oil of turpentine. **t., liniment of, and acetic acid** (*linimentum terebinthinæ aceticum,* B. P.), oil of turpentine, acetic acid, liniment of camphor, of each, 1 oz. **t., oil of** (*oleum terebinthinæ,* U. S. P., B. P.), a volatile oil, recently distilled from turpentine. When pure, it consists only of carbon and hydrogen, but on exposure absorbs oxygen. Oil of turpentine is stimulant, diuretic, and anthelmintic; in large doses it acts as a cathartic; locally it is a rubefacient. In overdoses it acts as an irritant, especially to the

kidneys, producing bloody urine and strangury. It is used as a stimulant in typhoid and other low fevers; in tympanites; as a hemostatic; in chronic renal diseases, dysentery, and whooping-cough; as an inhalation in bronchitis; as a cathartic in the form of enema, and as a teniafuge. Dose 5–30 min. (0.32–2.0 Cc.). **t., oil of, emulsion of** (*emulsum olei terebinthinæ*, U. S. P.). Dose 1 dr. (4 Cc.). **t., oil of, rectified** (*oleum terebinthinæ rectificatum*, U. S. P.). Dose 5–30 min. (0.32–2.0 Cc.). **t., ointment of** (*unguentum terebinthinæ*, B. P.), used on burns. **t., Strasburg,** a variety derived from *Abies picea*. **t., Venice,** a variety obtained from *Larix europæa;* it yields oil of turpentine.

turpentole (*tur'-pen-tōl*). A purified petroleum.

turpeth (*tur'-peth*) [Pers., *turbad*, a purgative root]. The *Ipomœa turpethum*, a purgative plant resembling jalap, found in Asia. **t. mineral,** the yellow, or subsulphate of mercury, used as an emetic. See *mercury subsulphate.*

turpethin (*tur'-peth-in*), $C_{34}H_{56}O_{12}$. A resin obtained from the root of *Ipomœa turpethum.*

turps. The trade-name for oil of turpentine.

turtle (*tur'-tl*) [a corruption of *tortoise*]. A tortoise; a member of the *testudinata.* **t.-back nail.** See *nail.* **t.-lung.** See *bronchiectasis.*

turtulin (*tur'-tū-lin*). An emulsion of live tubercle bacilli made from bacilli from turtles and other cold blooded animals.

turunda, turundula (*tū-run'-dah, tū-run'-dū-lah*) [L., *pl., turundæ, turundulæ*]. A surgical tent.

tussal (*tus'-al*) [*tussis*, cough]. Pertaining to or of the nature of a cough.

tussedo (*tus-e'-do*). Tussis.

tussicular (*tus-sik'-ū-lar*) [*tussicula*, a slight cough]. Characterized by a slight cough.

tussiculation (*tus-ik-ū-la'-shun*). A hacking cough.

tussiculum (*tus-sik'-ū-lum*) [Dim. of *tussis*, a cough]. A very slight cough.

tussilago (*tus-il-a'-go*). A genus of plants of the order *Compositæ*. The leaves of *T. farfara*, coltsfoot, and also other parts of the plant are used as a demulcent in pulmonary affections associated with cough.

tussis (*tus'-is*) [L.]. A cough. **t. convulsiva,** whooping-cough.

tussive (*tus'-iv*) [*tussis*]. Pertaining to or caused by cough.

tussol (*tus'-ol*). Antipyrine mandelate.

tutamen (*tū-ta'-men*) [L., defense: *pl., tutamina*]. A defense or protection. **tutamina cerebri,** the skull and meninges of the brain. **t. oculi,** the appendages of the eyes—the lids, brows, lashes, etc.

tutin (*tū'-tin*) [*Tutu*, a New Zealand plant]. A glucoside obtained from the seeds of a New Zealand plant, *Tutu*. It is said to raise blood pressure, and to be diuretic, laxative, and tonic.

Tuttle's mask [Edward Gerry *Tuttle*, American gynecologist, 1862–]. A wire frame covered with gauze fastened over the face of the surgeon while operating.

tutty (*tut'-e*) [Tamul word, *tutum*]. Impure oxide of zinc deposited as an incrustation on the chimneys of furnaces during the smelting of lead ores containing zinc; used as an external desiccant when pulverized.

T. V. Abbreviation of *tuberculin volution*, a principle said to exist in the tubercle bacillus.

twang. A personal quality of the voice, usually nasal.

tween-brain (*twēn'-brān*). See *diencephalon.*

tweezers (*twe'-zers*). See *volsella.*

twelfth cranial nerve. The hypoglossal nerve See under *nerve.*

twilight sleep. A method of childbirth popularly supposed to be painless, but it is the memory of the pain that is abolished, and not the pain itself. The method is not without danger, and its value is still undecided. "The patient is delivered in a delirium" (Lequeux).

twin. One of two born at the same birth.

twinge (*twinj*). A sudden short and sharp pain.

Twining's pill (*twi'-ning*) [William ' *Twining*, English physician, 1813–1848]. A pill of calomel, blue pill and ipecac, formerly used in treatment of dysentery.

twitch (*twich*). To give a short, sudden pull or jerk; see also, *uvular twitch.* **t.-grass,** triticum repens; see *triticum.*

twitching (*twich'-ing*). An irregular spasm of a minor extent.

twixt-brain (*twikst'-brān*). See *diencephalon.*

Twort's phenomenon [F. W. Twort, contemporary English physician]. He discovered the phenomenon which d'Herelle later called bacteriophage, *q. v.*

T. X. Symbol of a derivative of tuberculin prepared by Behring.

tyle (*ti'-le*) [τύλος, a knob]. A callus.

tylion (*til'-e-on*) [*tyle*]. A craniometric point on the anterior border of the optic groove in the mesal line.

tylmarin (*til'-mar-in*). Acetyl orthocumaric acid. used in rheumatism.

tyloma (*ti-lo'-mah*) [*tyle*]. A callus.

tylosis (*ti-lo'-sis*) [*tyle*]. 1. A state characterized by the formation of callus. 2. A form of blepharitis with thickening and hardening of the edge of the lid. **t. linguæ,** same as *leukoplakia buccalis.*

tylosteresis (*ti-lo-ster-e'-sis*) [τύλος, knot; στερεῖν, to deprivel. Removal of a callosity.

tylotic (*ti-lot'-ik*) [τύλος, a knot]. Pertaining to, affected with, or of the nature of tylosis.

tympanal (*tim'-pan-al*). See *tympanic ring.*

tympanectomy (*tim-pan-ek'-to-me*) [*tympanum;* ἐκτομή, a cutting out]. Excision of the tympanic membrane.

tympania (*tim-pan'-e-ah*). Same as *tympanites.*

tympanic (*tim-pan'-ik*) [*tympanum*]. Pertaining to the tympanum. **t. bone, t. plate,** the thin plate of bone separating the tympanum from the cranial cavity. **t. membrane.** See *membrane, tympanic.* **t. ring,** an osseous ring forming part of the temporal bone at the time of birth and which develops into the tympanic plate. **t. tegmen,** the bony plate forming the roof of the tympanum.

tympanichord (*tim-pan'-sk-ord*) [*tympanum;* χορδή, a string] The chorda tympani, a branch of the facial nerve.

tympanichordal (*tim-pan-ik-or'-dal*). Pertaining to the tympanichord.

tympanicity (*tim-pan-is'-it-e*). The quality of being tympanic.

tympaniform (*tim-pan'-if-orm*). Shaped like a tympanum.

tympanism (*tim'-pan-izm*) [*tympanum*]. Distention with gas; tympanites.

tympanites (*tim-pan-i'-tēz*) [*tympanum*]. A distention of the abdominal walls from accumulation of gas in the intestine or peritoneal cavity.

tympanitic (*tim-pan-it'-ik*) [*tympanites*]. Caused by or of the nature of tympanites. **t. abscess,** an abscess containing air. **t. resonance,** the note obtained on percussing a gas distended cavity.

tympanitis (*tim-pan-i'-tis*) [*tympanum*; ιτις, inflammation]. Inflammation of the tympanum; otitis media.

tympanoeustachian (*tim-pan-o-ū-sta'-ḳe-an*) [*tympanum; Eustachian*]. Pertaining to the tympanum and the Eustachian tube.

tympanohyal (*tim-pan-o-hi'-al*) [*tympanum; hyoid*]. A small cartilage of the human fetus subsequently fusing with the styloid process of the temporal bone.

tympanomalleal (*tim-pan-o-mal'-e-al*) [*tympanum; malleus*]. Pertaining to the tympanic bone and the malleus.

tympanomandibular (*tim-pan-o-man-dib'-ū-lar*) [*tympanum; mandible*]. Pertaining to the tympanum and the mandible.

tympanomastoid (*tim-pan-o-mas'-toid*). Pertaining to the tympanum and the mastoid cells.

tympanomastoiditis (*tim-pan-o-mas-toid-i'-tis*). Inflammation of the tympanum and mastoid cells.

tympanophony (*tim-pan-of'-o-ne*). See *autophony* (2).

tympanosis (*tim-pan-o'-sis*). Tympanites.

tympanosquamosal (*tim-pan-o-skwa-mo'-sal*) [*tympanum; squama*, scale]. Common to the tympanic and the squamosal bone.

tympanostapedial (*tim-pan-o-sta-pe'-de-al*). Pertaining to the tympanum and the stapes.

tympanotemporal (*tim-pan-o-tem'-por-al*). Pertaining to the tympanum and the temporal region or bone.

tympanotomy (*tim-pan-ot'-o-me*) [*tympanum*; τομή, a cutting]. Incision of the membrana tympani.

tympanous (*tim'-pan-us*). Distended with gas; relating to tympanism.

tympanum (*tim'-pan-um*) [τύμπανον, drum]. The middle ear.

tympany (*tim'-pan-e*). 1. Tympanites. 2. A tympanitic percussion-note.

tyndallization (*tin-dal-iz-a'-shun*) [John *Tyndall*, English physicist, 1820–1893]. See *sterilisation, intermittent*.

type (*tīp*) [τύπος, a stamp]. Imprint; emblem; symbol; character. A normal average example. In pathology, the distinguishing features of a fever, disease, etc., whereby it is referred to its proper class. **t., test**, see *test-types*.

typembryo (*ti-pem'-bre-o*) [*type; embryo*]. That stage or period in the development of an embryo when the characteristics of the main type to which it belongs are first discoverable.

typewriters' backache. An occupation-neurosis; it is said to be best guarded against by the use of a high seat and a footstool.

typewriter's cramp. See under *spasms, fatigue*.

typhase (*tī'-fās*). The special bacteriolytic enzyme of *Bacillus typhi abdominalis*.

typhemia, typhæmia (*ti-fe'-me-ah*) [τῦφος, smoke; αἷμα, blood]. The presence of typhoid bacilli in the blood.

typhfever (*tīf-fe'-ver*). Typhoid or typhus fever

typhia (*tī'-fe-ah*). See *fever, typhoid*.

typhinia (*ti-fin'-e-ah*). Syn. of *relapsing fever*.

typhization (*tif-iz-a'-shun*). 1. Infection with typhoid or typhus fever. 2. Preventive inoculation with typhoid vaccine.

typhlatony, typhlatonia (*tif-lat'-on-e, tif-lat-o'-ne-ah*) [*typhlo-; atony*]. An atonic condition of the wall of the cecum, generally due to a catarrhal condition.

typhlectasia (*tif-lek-ta'-ze-ah*) [*typhlo-*; ἔκτάσις, dilatation]. Dilatation of the cecum.

typhlectomy (*tif-lek'-to-me*) [*typhlo-*; ἐκτομή, excision]. Excision of the cecum.

typhlenteritis (*tīf-len-ter-ī'-tis*) [τυφλός, blind; ἔντερον, bowel; ιτις, inflammation]. Typhlitis.

typhlitis (*tif-lī'-tis*) [τυφλόν, cecum; ιτις, inflammation] Inflammation of the cecum.

typhlo- (*tif-lo-*) [τυφλόν, cecum]. A prefix signifying relating to the cecum.

typhlocele (*tif'-lo-sēl*). See *cecocele*.

typhlodicliditis (*tif-lo-di-kli-di'-tis*) [*typhlo-*; δικλίς, a folding door; ιτις, inflammation] Inflammation of the ileocecal valve.

typhloempyema (*tif-lo-em-pi-e'-mah*) [*typhlo-; empyema*]. Abscess attending typhlitis or appendicitis.

typhloenteritis (*tif-lo-en-ter-ī'-tis*). See *typhlitis*.

typhloid (*tif'-loid*) [τυφλός, blind]. Having defective vision.

typhlolexia (*tif-lo-leks'-e-ah*) [τύφλος, blind; λέξις, speech]. Word-blindness.

typhlolithiasis (*tīf-lo-lith-ī'-as-is*) [*typhlo-; lithiasis*]. The formation of calculi in the cecum.

typhlology (*tīf-lol'-o-je*) [τυφλός, blind; λόγος, science]. The science of blindness.

typhlomegaly (*tīf-lo-meg'-al-e*) [*typhlo-*; μέγας, large]. Enlarged cecum.

typhlomyxorrhea, typhlomyxorrhœa (*tif-lo-miks-or-e'-ah*) [*typhlo-*; μύξα, mucus; ῥεῖν, to flow]. Evacuation of mucus derived from the cecum.

typhlon (*tif'-lon*) [τύφλον, cecum]. The cecum.

typhlopexia, typhlopexy (*tīf-lo-pex'-se-ah, tif'-lo-pek-se*) [*typhlo-*; πῆξις, fixation]. Operation of fixing the cecum to the abdominal wall.

typhloptosis (*tif-lop-to'-sis*) [*typhlo-*; πτώσις, a falling]. Downward displacement or prolapse of the cecum.

typhlosis (*tīf-lo'-sis*) [τυφλός, blind]. Blindness.

typhlosole (*tif'-lo-sōl*) [*typhlo-*; σωλήν, tube]. A tube lying in the dorsal middle line of the intestine of certain worms (*Lumbricidæ*).

typhlospasm (*tif'-lo-spazm*) [*typhlo-; spasm*]. Spasm of the cecum.

typhlostenosis (*tif-lo-sten-o'-sis*) [*typhlo-; stenosis*]. Stenosis of the cecum.

typhlostomy (*tīf-los'-to-me*) [*typhlo-*; στόμα, mouth]. A form of colostomy in which the opening is made in the cecum.

typhlotomy (*tif-lot'-o-me*) [*typhlo-*; τομή, a cutting]. Division or section of the cecum.

typho- (*ti-fo-*) [*typhoid*]. A prefix meaning relating to typhoid or of a typhoid character.

typhobacillosis (*ti-fo-bas-il-o'-sis*) [*typho-; bacillus*]. The systemic poisoning produced by the toxins formed by the typhoid bacillus.

typhobacterin (*ti-fo-bak'-ter-in*). A vaccine prepared from the typhoid bacillus.

typhodes (*ti-fo'-dēz*). Typhoid.

typhogenic (*ti-fo-jen'-ik*) [τύφος, stupor; γεννᾶν, to produce]. Causing typhus or typhoid fever.

typhoid (*tī'-foid*) [τῦφος, stupor; εἶδος, like]. Resembling typhus. **t., abenteric,** typhoid fever involving other organs than those of the intestinal tract. **t., abortive,** is characterized by abrupt onset of symptoms, which subside quickly, convalescence following in a few days. **t., afebrile,** typhoid fever with the usual symptoms, positive diazo and Widal reaction, presence of rose-spots, but absence of increased temperature. **t., ambulatory,** typhoid fever in which the patient does not, or will not, take to his bed. **t. carrier.** See *carriers*. **t. condition,** see *typhoid state*. **t. fever,** enteric fever, abdominal typhus, ileotyphus. An infectious disease caused by *Bacillus typhosus* discovered by Eberth. It is introduced into the body with

the food and drinking-water, and is found in the intestine, the spleen, and the fecal discharges, but may also occur in the various complicating lesions. The principal lesions of typhoid fever are an enlargement and necrosis of Peyer's patches, and enlargement of the spleen and the mesenteric glands. The mucous membrane of the intestine is also the seat of a catarrhal inflammation. After a period of incubation of from two to three weeks the disease sets in with weakness, headache, vague pains, a tendency to diarrhea, and nose-bleed. The temperature gradually rises, being higher each evening than the previous evening, and reaches its maximum (104°–105° F.) in from one to two weeks. It then remains at this level for from one to two weeks, and finally sinks by lysis. The pulse is soft and dicrotic, but often not so rapid as would be expected from the high temperature. The tongue is at first coated on the dorsum and red at the tip and edges, but soon becomes dry, brown, and tremulous, and, like the teeth and lips, covered with sordes. There is usually complete anorexia, the bowels are loose, and the stools have a peculiar "pea-soup" color. At times constipation exists. Slight congestion of the lungs with cough is usually present. On the seventh, eighth, or ninth day the peculiar eruption appears—it consists of small, slightly elevated, rose-colored spots, disappearing on pressure, and coming out in successive crops. Nervous symptoms are prominent in typhoid fever, and are headache, slight deafness, stupor, muttering delirium, carphology, subsultus tendinum, and coma vigil. Complications are frequent, the most important being intestinal hemorrhage, perforation of the bowel, peritonitis, pneumonia, and nephritis. Relapses are fairly common, although second attacks are rare. **t. state**, the condition of stupor and hebetude, with dry, brown tongue, sordes on the teeth, rapid, feeble pulse, incontinence of feces and urine, and rapid wasting, seen in typhoid fever and other continued fevers. **t., sudoral**, typhoid fever accompanied by profuse sweating and great prostration. **t. vaccination**, vaccination against typhoid; see *vaccination* (2). **t., walking**, see *t., ambulatory*.

typhoidal (*ti-foi'-dal*) [τύφος, stupor; εἶδος, like]. Resembling typhoid.

typhoidet, typhoidette (*ti-foi-det'*) [Fr.]. A mild or benign type of typhoid fever.

typhoidin (*ti-foid'-in*). A preparation of typhoid bacilli made similarly to Koch's old tuberculin; used in cuti-reaction test; if the test is negative revaccination is indicated.

typhoid spine, a neurosis sometimes following typhoid fever, characterized by acute pains in the vertebral column on the slightest movement.

typhoin (*ti'-fo-in*). A preparation of dead typhoid bacilli used by injection in the treatment of typhoid fever.

typhol (*ti'-fol*). Trade name of a disinfectant containing cresols.

typholysin (*ti-fol'-is-in*) [*typho-; lysin*]. A hemolysin formed by the *Bacillus typhosus*.

typhomalarial (*ti-fo-mal-a'-re-al*) [*typho-; malaria*]. Exhibiting symptoms of both typhoid and malarial fevers. **t. fever**, a fever exhibiting symptoms both of typhoid and of malarial fever, but probably malarial in nature.

typhomania (*ti-fo-ma'-ne-ah*) [*typho-; μανία*, madness]. The lethargic state, with delirium, sometimes observed in typhus, typhoid, and other low fevers.

typhonia (*ti-fo'-ne-ah*). Same as *typhomania*.

typhopaludism (*ti-fo-pal'-ū-dizm*) [*typho-; paluda*, a marsh]. Fever of malarial origin accompanied by symptoms of typhoid.

typhophor (*ti'-fo-fōr*) [*typho-; φέρειν*, to carry]. A typhoid carrier; see *carrier*.

typhopneumonia (*ti-fo-nū-mo'-ne-ah*) [*typho-; pneumonia*]. Pneumonia concurrent with typhoid fever.

typhorubeoloid (*ti-fo-ru'-be-o-loid*). Typhoid fever with an eruption like that of measles.

typhose (*ti-fōs'*). Pertaining to or resembling typhoid fever.

typhosepsis (*ti-fo-sep'-sis*). The systemic poisoning of typhoid fever.

typhosis (*ti-fo'-sis*). See *typhoid state*. **t., syphilitic**, a form of intestinal neuralgia associated with secondary syphilis.

typhosus (*ti-fo'-sus*). Typhous; pertaining to typhoid or typhus fever.

typhotoxin (*ti-fo-toks'-in*) [*typho-; τοξικόν*, poison]. A poisonous ptomaine produced by the typhoid bacillus. It is isomeric with the base $C_7H_{17}NO_2$, obtained from putrefying horseflesh, and induces lethargy, paralysis, and death.

typhous (*ti'-fus*) [*typhus*]. Pertaining to or having the nature of typhus.

typhus (*ti'-fus*) [τῦφος, stupor]. An acute infectious and contagious disease chiefly characterized by a petechial rash, marked nervous symptoms, and a high fever, ending by crisis in from 10 to 14 days. The only peculiar lesions noted postmortem are a dark fluid state of the blood and a staining of the endocardium and intima of the blood-vessels. The disease is caused by the *Bacillus typhi exanthemataci* (Plotz). After a period of incubation of from a few hours to two weeks, the disease sets in abruptly with pains in the head, back, and limbs, the fever rising rapidly to 104° or 105° F. The nervous symptoms resemble those of typhoid fever. The eruption appears on the fourth or fifth day as rose-colored spots scattered over all the body, and quickly becoming hemorrhagic. It does not disappear on pressure. The chief complications are hyperpyrexia, pneumonia and nephritis. Syn., *jail-fever; ship-fever*. **t., abdominal**, typhoid fever. **t. biliosus**, same as *Weil's disease*. **t. icterodes**. Synonym of *yellow fever*. **t. levissimus**, a mild form of typhus. **t. Mexican**, same as tabardillo, *q. v.* **t. petechialis**, cerebrospinal fever. **t. recurrens**, relapsing fever. **t. siderans**, a malignant form of typhus fever ending fatally in two or three days.

typical (*tip'-sk-al*) [τύπος, a stamp]. Constituting a type or form for comparison; illustrative; complete.

typing (*ti'-ping*) [τύπος, a stamp]. Erythrocytes contain either agglutinogens A or B; the blood serum either α or β. On mixing the bloods of donor and recipient agglutination occurs if A contacts with α, or B with β.

typoscope (*ti'-po-skōp*) [τύπος, a stamp; σκοπεῖν, to look]. A small device to exclude extraneous light, for the use of cataract patients and amblyopes in reading.

tyramine (*ti'-ram-ēn*). A trade name applied to parahydroxyphenylethylamine.

tyrannism (*tir'-an-izm*) [τύραννος, a tyrant]. Cruelty of morbid inception, of which sadism is an erotic variety.

tyratol (*ti'-rat-ol*). Thymol carbonate.

Tyree's. A proprietary preparation said to contain alum, sodium biborate, eucalyptus, phenol, thymol, wintergreen, and peppermint; it is used for leukorrheal and purulent discharges.

tyrein (*ti'-re-in*) [τυρός, cheese]. Coagulated casein.

tyremesis (*ti-rem'-es-is*) [τυρός, cheese; ἔμεσις, a vomiting]. The vomiting of caseous matter; an ailment common among nursing infants.

tyriasis (*tir-i'-as-is*). 1. Elephantiasis. 2. Alopecia.

tyro- (*ti-ro-*) [τυρός, cheese]. A prefix meaning cheese or cheese-like.

tyrogenous (*ti-roj'-en-us*) [τύρος, cheese; γεννᾶν, to produce]. Produced by or in cheese.

tyroid (*ti'-roid*) [*tyro-*; εἶδος, like]. Cheese-like.

tyroleucin (*ti-ro-lū'-sin*) [*tyro-*; leucin. A substance obtained from decomposing albumin.

tyroma (*ti-ro'-mah*) [*tyro-*; ὄμα, tumor]. 1. A caseous mass. 2. A tuberculous tumor.

tyromatosis (*ti-ro-ma-to'-sis*). Caseation.

tyrosal (*ti'-ro-sal*). See *salipyrine*.

tyrosin (*ti'-ro-sin*) [τυρός, cheese], $C_9H_{11}NO_3$. A crystalline amidoacid, a decomposition product of proteids. **t., tests for.** See *Hoffmann, Piria, Scherer, (von) Udransky, Wurster*.

tyrosinase (*ti-ro'-sin-ās*) [*tyrosin*]. An oxidizing enzyme found in many fungi, and in dahlia and beet-root. It acts upon all the cresols.

tyrosinuria (*ti-ro-sin-ū'-re-ah*) [*tyrosin; urine*]. The presence of tyrosin in the urine.

tyrosis (*ti-ro'-sis*) [τυρός, cheese]. Caseation.

Tyrothrix (*ti-ro'-thriks*) [τυρός, cheese; θριξ, hair]. A genus of *Schisomycetes*.

tyrotoxicon (*ti-ro-toks'-ik-on*) [*tyro-*; τοξικόν, a poison]. A ptomaine obtained from poisonous cheese, milk, ice-cream, etc. It induces vertigo, nausea, vomiting, chills, rigors, severe pains in the epigastric region, dilatation of the pupils, griping and purging, a sensation of numbness or of pins and needles, especially in the limbs, and marked prostration or even death. The poison is thought to be the cause of many cases of summer diarrhea of infants.

tyrotoxin (*ti-ro-toks'-in*) [see *tyrotoxicon*]. A curara-like poison from poisonous cheese; it is not identical with tyrotoxicon.

tyrotoxism (*ti-ro-toks'-izm*). Cheese-poisoning.

Tyrrell's fascia (*tir'-el*) [Frederick *Tyrrell*, English physician, 1797–1843]. See *Dénonvillier's fascia*. **T.'s hook,** a blunt, slender hook used in certain operations upon the eye, as in iridectomy.

Tyson's glands (*ti'-sun*) [Edward *Tyson*, English anatomist, 1649–1708]. The sebaceous glands of the corona glandis and the inner layer of the prepuce secreting the smegma.

T. Z. Symbol of *tuberculin zymoplastiche;* the dried residue of tubercle bacilli, soluble in alcohol.

tzetze. Same as *tsetse*.

U. 1. The chemical symbol of *uranium*. 2. Abbreviation for *unit*. 3. Symbol for *kilurane, q. v.*

uabain. See *ouabain*.

uarthritis (*ū-ar-thrī'-tis*). See *Arthritis urica*.

uber (*ū'-ber*) [L., *udder; gen., uberis; pl., ubera*]. The mamma; also the nipple. **uberis apex,** the nipple.

uberous (*ū'-ber-us*) [*uber*, fruitful] Fruitful, prolific.

uberty (*ū'-ber-te*) [*uber*, udder]. Fertility; productiveness.

ucambin, ukambin (*ū-kam'-bin*). An African arrow-poison with the effects of strophanthin, but more powerful.

udder (*ud'-er*). The mammary apparatus, especially of the cow.

(von) Udransky's test for bile acids (*oo-dran'-ske*) [Laszlo von *Udránsky*, Austrian physiologist]. To 1 Cc. of a watery or alcoholic solution of the substance add one drop of a 0.1% watery solution of furfurol, and underlay with 1 Cc. of concentrated sulphuric acid; then cool. In the presence of bile acids a red color with a shade of blue will be produced. **v. U.'s test for tyrosin,** to 1 Cc. of a solution of the substance add one drop of a 0.5% watery solution of furfurol, and underlay with 1 Cc. of concentrated sulphuric acid. The mixture becomes pink. The mixture should not rise above 50° C.

Uffelmann's test for hydrochloric acid in the contents of the stomach (*oo'-fel-mann*) [Julius *Uffelmann*, German physician, 1837–1894]. Strips of filter-paper saturated in an extract of bilberries in amylic alcohol and dried, when dipped into the contents of a stomach containing HCl, will be turned pink. **U.'s test for lactic acid in the contents of the stomach,** make a mixture of 10 Cc. of a 4 % solution of phenol, 20 Cc. of water, and a few drops of ferric chloride solution; this will have a blue coloration. Add the liquid to be tested, and in the presence of lactic acid a yellow coloration will result.

Uhlenhuth's test (*oo'-len-hoot*) [Paul *Uhlenhuth*, German bacteriologist, 1870–]. A method of examination of tubercle bacilli in sputum, by adding antiformin.

Uhthoff's sign (*oot'-hof*) [Wilhelm *Uhthoff*, German ophthalmologist, 1853–]. The nystagmus *á* of multiple cerebrospinal sclerosis.

ukambin. See *ucambin*.

ula (*ū'-lah*) [*οὖλον*, gum]. The gums.

ulæmorrhagia. See *ulemorrhagia*.

ulaganectesis (*ū-lag-an-ek'-te-sis*) [*οὖλον*, gum; *ἀγανάκτησις*, irritation]. Irritation or uneasy sensations in the gums.

ulatrophia (*ū-lat-ro'-fe-ah*) [*οὖλον*, gum; *ἀτροφία*, atrophy]. A shrinkage of the gums.

ulcer (*ul'-ser*) [*ulcus*, ulcer]. A loss of substance occurring on the skin or mucous membranes, and due to a gradual necrosis of the tissues. **u., Aden.** See *phagedænatropica*. **u., adherent,** an ulcer of the skin, the base of which becomes adherent to the underlying fascia. **u., Anamite,** a phagedenic sore of hot countries; it is very unyielding to treatment. **u. amputating,** an ulcerating process encircling a part and destroying the tissues to the bone. **u., arterial,** a superficial ulcer due to arterial disease. **u., atheromatous,** a loss of substance in the wall of an artery or the endocardium, due to the breaking down of an atheromatous patch. **u., atonic,** an ulcer which has unhealthy granulations, with little or no tendency to cicatrization. **u., autochthonous,** chancre. **u., carious,** an ulcer producing gangrene. **u., catarrhal,** a form of intestinal ulcer due to a superficial loss of epithelial cells. **u., chancroidal,** a chancroid. **u., creeping,** a serpiginous ulcer. **u., Curling's,** an ulcer of the duodenum observed after severe burns of the body. **u., endemic,** an ulcer more or less local in countries it is found in, e.g., Aleppo boil. **u., erethistic,** an extremely sensitive ulcer, such as about the anus or the matrix of the nails. **u., exuberant,** same as *u., fungous*. **u., fissurated,** laceration of the cervic uteri. **u., fistulous,** an ulceration communicating with a fistula. **u., follicular,** a small ulcer on a mucous membrane having its origin in a lymph-follicle. **u., fungous,** one covered by fungous granulations. **u., gastric,** perforating ulcer of the lining membrane of the stomach. **u., hard,** a chancre. **u., indolent,** one with an indurated, elevated edge and a nongranulating floor. Usually on the leg. **u., inflamed,** one surrounded by marked inflammation. **u., irritable,** same as *u., erethistic*. **u., Jacob's.** See *u., rodent*. **u., lipoid,** an ulceration resembling lupus. **u., menstrual,** an ulcer from which vicarious menstruation takes place. **u., Marjolin's,** an ulcer on an old cicatrix. **u., peptic,** see *peptic ulcer*. **u., perforating,** an ulcer that perforates the tissues of a part, particularly the foor or the stomach. **u., phagedenic,** one which rapidly eats away the tissues. **u., phlegmonous.** Syn. of *u., inflamed*. **u., kissing,** an ulcer on two parts which are frequently or constantly in apposition. **u., rodent,** a form of ulcer, probably epitheliomatous, which gradually involves and eats away soft tissues and bones. **u. round,** the peptic ulcer of the stomach. **u., Saemisch's,** an infectious ulcer of the cornea. **u., serpiginous,** one healing in one place while spreading in another. **u., simple,** a mild form of ulceration, not due to a poison or systemic disease. **u., symptomatic,** an ulcer indicative of general disease. **u., tanner's,** one found on the hands of tanners; it penetrates deeply, and resists ordinary treatment. **u., varicose,** an ulcer due to varicose veins. **u., venereal,** chancre or chancroid

ulcera (*ul'-ser-a*) [L., *pl.* of *ulcus*]. Ulcers.

ulcerate (*ul'-ser-āt*) [*ulcer*]. To become converted into or affected with an ulcer.

ulcerated (*ul'-ser-a-ted*) [*ulcus*, ulcer]. Affected with ulceration.

ulceration (*ul-ser-a'-shun*) [*ulcer*]. The formation of an ulcer; a process of liquefaction-necrosis or molecular death on a free surface.

ulcerative (*ul'-ser-a-tiv*) [*ulcer*]. Pertaining to ulceration; characterized by ulceration.

ulcerine (*ul-ser-ĕn'*). An ointment used for x-ray burns. It contains belladonna, poppy, henbane, balsam of Peru and lard.

ulceromembranous (*ul-ser-o-mem'-bran-us*). Pertaining to or characterized by ulceration and the formation of a false membrane.

ulcerous (*ul'-ser-us*) [*ulcer*]. Exhibiting ulceration; having the character of an ulcer.

ulcus (*ul'-kus*) [L.: *pl.*, *ulcera*]. An ulcer, **u. cancrosum**, (1) cancer; (2) rodent ulcer; (3) chancre. **u. cruris**, indolent ulcer of the leg. **u. exedens**, rodent ulcer. **u. grave**, Maduro foot. **u. induratum**, chancre. **u. molle**, chancroid. **u. rodens**, rodent ulcer. **u. phagedænicum**, eating or phagedenic ulcer. **u. tuberculosum**, lupus. **u. venereum**, (1) chancre; (2) chancroid. **u. venereum molle**, chancroid. **u. ventriculi**, gastric ulcer.

ulcuscle, ulcuscule, ulcusculum (*ul-kus'-kl, ul-kus'-kūl, ul-kus'-kū-lum*) [*ulcusculum; pl., ulcuscula*]. A small ulcer.

ule (*ū'-le*) [*οὐλή*, a scar]. A cicatrix.

ulectomy (*ū-lek'-to-me*) [*οὐλή*, a scar; *ἐκτωμή*, excision]. Excision of scar tissue.

ulegyria (*ū-le-jī'-re-ah*) [*οὐλή*, a scar; *γῦρος*, a circle]. Convolutions in the cortex of the brain, made irregular by scar-formation.

ulemorrhagia (*ū-lem-or-ā'-e-ah*) [*οὐλή*, a scar; *αἷμα*, blood; *ῥηγνῦναι*, to break forth]. 1. Hemorrhage from a cicatrix. 2. [*οὖλον*, the gum]. Bleeding of the gums.

ulerythema (*ū-ler-ith-e'-mah*) [*ule; ἐρύθημα, erythema*]. An erythematous disease marked by the formation of cicatrices. **u. centrifugum**, lupus erythematosus. **u. ophryogenes**, ulerythema of the eyebrows with loss of hair. **u. sycosiforme**, Unna's name for lupoid sycosis, a form in which keloid degeneration occurs in cicatrices resulting from follicular inflammation.

uletic (*ū-let'-ik*) [*οὖλον*, gum; *οὐλή*, scar]. 1. Pertaining to the gums. 2. Pertaining to scars, cicatricial.

uletomy (*ū-let'-o-me*) [*οὐλή*, a scar; *τομή*, incision] Incision of a cicatrix.

ulexine (*ū-leks'-en*) [*ulex*, a shrub], $C_{11}H_{14}N_2O$. An alkaloid from the seed of *Ulex europæus*, the common gorse of Europe. It is a local anesthetic and powerful diuretic.

uliginous (*ū-lij'-in-us*) [*uliginosus*, moist]. Damp, slimy, muddy.

ulitis (*ū-lī'-tis*) [*ulon; ιτις*, inflammation]. Inflammation of the gums.

ulmarene (*ul'-mar-ĕn*). A mixture of definite quantities of salicylic ether and aliphatic alcohols; recommended as an external application in gout, rheumatism, etc.

ulmus (*ul'-mus*) [L.]. Slippery elm. The *ulmus* of the U. S. P. is the dried bark of *Ulmus fulva*, or elm, of the order *Urticaceæ*. It is used as a demulcent in diarrhea, dysentery, and diseases of the urinary tract; as a poultice in inflammations, and in the form of tents for dilating the os uteri. **ulmi, mucilago** (U. S. P.), mucilage of elm.

ulna (*ul'-nah*) [L., "a cubit"]. The bone on the inner side of the forearm, articulating with the humerus and the head of the radius above and with the radius below. See *bones, table of*.

ulnad (*ul'-nad*) [*ulna*]. Toward the ulnar aspect.

ulnar (*ul'-nar*) [*ulna*]. 1. Pertaining to or in relation with the ulna, as the *ulnar* artery, *ulnar* nerve. 2. Pertaining to the ulnar artery or ulnar nerve. **u. phenomenon**, a condition of analgesia of the trunk of the ulnar nerve on one side, mostly absent in general paralytics but generally found in other insane patients.

ulnare (*ul-na'-re*). The cuneiform bone of the carpus.

ulnaris (*ul-na'-ris*) [L.]. 1. Ulnar. 2. The ulnar muscle, a muscle on the ulnar side of the forearm; see *muscles, table of*.

ulnen (*ul'-nen*) [*ulna*, ulna]. Belonging to the ulna in itself.

ulnocarpal (*ul-no-kar'-pal*) [*ulna; carpus*]. Pertaining to the ulna and the carpus.

ulnoradial (*ul-no-ra'-de-al*) [*ulna; radius*]. Pertaining to the ulna and the radius.

ulocace (*ū-lok'-as-e*) [*οὖλον*, gum; *κακός*, evil]. Ulcerative inflammation of the gums.

ulocarcinoma (*ū-lo-kar-sin-o'-mah*) [*ulon; carcinoma*]. Carcinoma of the gums.

ulodermatitis (*ū-lo-der-ma-tī'-tis*) [*οὖλή*, scar; *δέρμα*, skin; *ιτις*, inflammation]. Inflammation of the skin with formation of cicatrices.

uloglossitis (*ū-lo-glos-ī'-tis*) [*οὖλον*, gum; *γλῶσσα*, tongue; *ιτις*, inflammation]. Inflammation of gums and tongue.

uloid (*ū'-loid*) [*ule; εἶδος*, like]. Scar-like. **u. cicatrix.** A scar-like lesion due to subcutaneous degeneration.

ulon (*ū'-lon*) [*οὖλον*, gum]. The gums.

uloncus (*ū-long'-kus*) [*ulon; ὄγκος*, a tumor]. A tumor or swelling of the gums.

ulorrhagia (*ū-lor-a'-je-ah*) [*ulon; ῥηγνύναι*, to burst forth]. Bleeding from the gums.

ulorrhea, ulorrhœa (*ū-lor-e'-ah*) [*ulon; ῥοία*, flow]. Bleeding from the gums.

ulosis (*ū-lo'-sis*) [*ule*]. Cicatrization.

ulotic (*ū-lot'-ik*) [*ulosis*]. Pertaining to or tending toward cicatrization.

ulotrichous (*ū-lot'-rik-us*) [*οὖλος*, woolly; *θρίξ*, hair] Having woolly hair.

Ulrich's formula (*ool'-rik*). To 100 Cc. of salt solution are added 2 Gr. or 2 Cc. of glacial acetic acid. This gives a "saturated saline solution acidulated to 2 % acetic acid;" used as a test solution for albumin.

ulsanin (*ul'-san-in*) [*ulcus*, ulcer; *sanare*, to heal]. Trade name of a preparation containing iodine and boric acid; used in treatment of ulcers, particularly of the larynx.

ultex (*ul'-teks*). Trade name of a bifocal lens ground from one piece of glass.

ultimate (*ul'-tim-āt*) [*ultimus*, last]. Farthest, or most remote, final. **u. analysis.** See *analysis*. **u. principle.** See *principle*.

ultimisternal (*ul-tim-is-tur'-nal*) [*ultimus*, last; *sternum*]. Pertaining to the last segment of the sternum.

ultimum (*ul-tim-um*) [L.]. Last. **u. moriens** (last dying). 1. The right auricle; so called from the belief that it is the last part of the heart to cease its contractions. 2. The upper part of the trapezius muscle which usually escapes in progressive muscular atrophy.

ultra- (*ul-trah-*) [L. beyond]. A prefix denoting excess.

ultrabrachycephaly (*ul'-trah-brak-is-ef'-al-e*) [*ultra-; brachycephaly*]. Brachycephaly in which the cephalic index exceeds 90°.

ultradolicocephaly (*ul'-trah-dol-ik-o-sef'-al-e*) [*ultra-; dolicocephaly*]. Dolicocephaly in which the cephalic index is less than 64°.

ultrafiltration (*ul-trah-fil-tra'-shun*) [*ultra-; filtration*]. Filtration by forcing under pressure a liquid through a filter which has been reinforced with some colloidal material.

ultragaseous state (*ul-trah-gas'-e-us*). The state in which matter is supposed to be less ponderable than gas, or in which gas is rarefied to such an extent that its molecules do not collide; also called radiant matter.

ultraligation (*ul-trah-li-ga'-shun*) [*ultra*, beyond; *ligation*]. Ligation of a blood-vessel beyond the point where a branch is given off.

ultramicrobe (*ul-trah-mi'-krōb*). A microorganism which is so small that it cannot be seen by our present means of magnification.

ultramicron, ultramicrone (*ul-trah-mi'-kron*). 1. Amicron. 2. Submicron.

ultramicroscope (*ul-trah-mi'-kro-skōp*) [*ultra*, beyond; *microscope*] A microscope for examination, by powerful side illumination, of objects beyond the power of ordinary microscopes.

ultramicroscopic (*ul-trah-mi-kro-skop'-ik*). Too small to be seen by the aid of the microscope.

ultramicroscopy (*ul-trah-mi-kros'-ko-pe*). The scientific use of the ultramicroscope.

ultrapaque microscope (*ul'-trah-pāk*) [*ultra; opacus*, shaded]. An instrument which reveals the structure of opaque organic bodies.

ultraquinine (*ul-trah-kwin-ēn'*). Homoquinine.

ultrared (*ul-trah-red'*). Infra-red.

ultrasomes (*ul'-trah-sōme*) [*ultra*, beyond, σῶμα, body]. Ultramicroscopical bodies.

ultratoxon (*ul-trah-toks'-on*) [*ultra-; toxon*]. A toxin of a low degree of avidity.

ultraviolet rays. See *rays, ultraviolet.*

ultromotivity (*ul-tro-mo-tiv'-it-e*) [*ultro*, spontaneously; *motivity*]. Power of moving spontaneously.

Ultzmann's reaction for bile-pigments (*oolts'-mahn*) [Robert *Ultzmann*, German chemist, 1842–1889] To 10 Cc. of the liquid add 3 or 4 Cc. of a caustic potash solution (1 : 3) and then an excess of hydrochloric acid. The presence of bile-pigments turns the solution emerald green.

ululation (*ū-lū-la'-shun*) [*ululare*, to howl]. A hysterical howling.

ulyptol (*ū-lip'-tol*). See *eulyptol.*

umbel (*um'-bel*) [*umbella*, diminutive of *umbra*, shade]. In botany, that form of indeterminate inflorescence in which the axis is very short and the pedicels radiate from it like the ribs of an umbrella.

umbelliferon (*um-bel-if'-er-on*) [*umbella*, umbel; *ferre*, to bear] $C_9H_6O_3$. Oxycoumarin. Fine needles, sparingly soluble in hot water and ether. Found in the bark of *Daphne mezereum.*

Umbellularia (*um-bel-ū-la'-re-ah*) [*umbellula*, a little umbel]. A genus of the *Laurineæ*. The principal species, *U. californica*, California laurel or spice tree, contains in its seeds a pungent volatile oil; the leaves are used in neuralgic headache, colic, and atonic diarrhea. Dose of *fluidextract* 10–30 min (0.65–2 Cc.).

umber (*um'-ber*) [*umbra*, shade]. A dark-brown pigment somewhat resembling ocher.

Umber's test for scarlet fever. The solution consists of concentrated hydrochloric acid, 30 Gm.; paradimethylamidobenzaldehyde, 2 Gm.; water 70 Cc. Two drops of this solution are added to a small amount of urine, and a red coloration is said to denote scarlet fever.

umbilectomy (*um-bil-ek'-to-me*) [*umbilicus*; ἐκτόμη, excision]. Excision of the umbilicus.

umbilical (*um-bil'-ik-al*) [*umbilicus*]. 1. Pertaining to the umbilicus, as the *umbilical* cord, *umbilical* vessels. 2. Pertaining to the umbilical cord or umbilical vessels. **u. arteries,** the arteries of the umbilical cord. **u. cord.** See *cord* (2). **u. duct.** See *duct.* **u. fissure,** See *fissure.* **u. region,** the central of the regions into which the abdomen is divided for purposes of physical diagnosis. **u. ring,** the aperture, closed in the adult, through which the umbilical vessels pass in fetal life. **u. souffle,** the peculiar sound heard occasionally over the umbilical cord of the fetus. **u. stalk,** *u. duct.* **u. vesicle,** the part of the yolk-sac remaining outside of the embryo and supplying nutriment to it through the omphalomesaraic duct. **u. vessels,** the umbilical arteries and veins.

umbilicate, umbilicated (*um-bil'-ik-āt, um-bil'-ik-a-ted*) [*umbilicus*]. Having a depression like that of the navel.

umbilication (*um-bil-ik-a'-shun*) [*umbilicus*]. 1. A depression like that of the navel. 2. The state of being umbilicated.

umbilicus (*um-bil-i'-kus*) [L.]. The navel; the round, depressed cicatrix in the median line of the abdomen, marking the site of the aperture which in fetal life gave passage to the umbilical vessels. **u., posterior,** a depression in the spinal region due to imperfect closure of the vertebral groove

umbo (*um'-bo*) [L.: *pl., umbones*]. A boss or bosselation; any central convex eminence, as, the *umbo* of the membrana tympani.

umbonate (*um'-bo-nāt*) [*umbo*]. Bossed; furnished with a low, rounded projection, like a boss.

umbonation (*um-bon-a'-shun*) [*umbo*]. The formation of a low, rounded projection.

umbrascopy (*um-bras'-ko-pe*) [*umbra*, shadow; σκοπεῖν, to view]. See *retinoscopy.*

unavoidable hemorrhage. See *hemorrhage, unavoidable.*

unazotized (*un-az'-o-tīzd*) [*un*, not; *azote*]. Deprived of nitrogen.

unbalance. See *imbalance.*

unc. Abbreviation for *uncia*, an ounce.

uncia (*un'-se-ah*) [L.]. (1) An ounce. (2) An inch.

unciform (*un'-se-form*) [*uncus; forma*, form]. Hook-shaped. **u. bone,** a hook-shaped bone in the second row of the carpus. **u. eminence,** the hippocampus minor. **u. process,** a hook-shaped process on the ethmoid and other bones.

unciforme (*un-se-form'-e*) [L.]. The unciform bone.

uncinal (*un'-sin-al*). 1. Uncinate. 2. Furnished with hooks.

Uncinaria (*un-sin-a'-re-ah*) [*uncinus*, a hook]. A genus of parasitic nematode worms. And see *Ankylostomum.* **U. americana,** a species of hook worm found in the Southern States and the West Indies. **U. duodenalis.** See *Ankylostomum.*

uncinariasis (*un-sin-a-ri'-a-sis*). Disease produced by parasites of the genus *Uncinaria.* Infection with hook-worm; hook-worm disease. Syn., *ankylostomiasis; dochmiasis; hook-worm disease.*

uncinate (*un'-sin-āt*) [*uncus*] Hooked. **u. convolution, u. gyrus,** the continuation of the hippocampal convolution, or fornicate convolution, ending in a hook-like process near the end of the temporal lobe.

uncinatum (*un-sin-a'-tum*) [*uncinatus, hooked*]. The unciform bone.

uncipressure (*un'-sip-resh-ur*) [*uncus; pressure*]. A method of arresting hemorrhage by the use of two hooks dug into the sides of the wound so as to compress the vessel.

uncomplemented (*un-kom'-ple-men-ted*) [*un*, not; *complement*]. Not joined with complement, and therefore inactive.

unconscious (*un-kon'-shus*) [*un*, not; *consciens*, knowing]. Not conscious. **u. cerebration**, see *cerebration*.

unconsciousness (*un-kon'-shus-nes*) [*un*, not; *consciens*, knowing]. The state of being without sensibility, and having abolished reflexes.

uncoossified (*un-ko-os-if-i'-ed*). Not united into one bone.

unction (*unk'-shun*) [*unguere;* to anoint]. 1. The act of anointing. 2. An ointment.

unctuous (*unk'-tū-us*) [*unctus*, an anointing]. Greasy; oily.

uncture (*unk'-tūr*) [*unctus*, an anointing]. An unguent.

uncus (*ung'-kus*) [L.]. 1. A hook. 2. The hook-like anterior extremity of the uncinate gyrus of the brain. **u. gyri hippocampi**, hook of the hippocampal gyrus.

undinism (*un'-din-izm*) [*Undine*, a water nymph]. A condition in which water, or urine, or micturition arouses sexual thoughts.

under. Below; beneath. **u.-cut**, in dentistry, a depression made beyond a general surface for the purpose of retaining a filling. **u.-horn**, the descending horn of the lateral ventricle of the brain. **u.-hung, u.-jawed**, applied to a projecting lower jaw. **u.-toe**, a variety of hallux varus, the great toe underlies its neighbors.

undulant (*un'-dū-lant*) [*unda*, a wave]. Fluctuating. **u. fever.** See *fever, Mediterranean.*

undulation (*un-dū-la'-shun*) [see *undulant*]. A wave-like motion; fluctuation. **u. jugular**, the venous pulse **u., respiratory**, the variations in the blood pressure due to respiration.

undulatory (*un'-dū-lat-or-e*) [see *undulant*]. Moving like waves; vibratory.

ung. Abbreviation for *unguentum* [L]., ointment.

ungual (*un'-gwal*) [*unguis;* nail] 1. Pertaining to a nail. 2. Resembling a nail in size, as the *ungual* bone (the lacrimal bone). **u. phalanx**, the terminal phalanx of the fingers and toes

unguent (*un'-gwent*). See *unguentum.*

unguentine (*un'-gwen-tēn*). An alum and petroleum ointment containing 2 % of phenol and 5 % of ichthyol.

unguentum (*un-gwen'-tum*) [L , ointment]. 1. An ointment. 2. See *u. simplex.* **u. acidi tannici**, ointment of tannic acid, tannic acid, 20 Gm ; glycerol, 20 Gm.; unguentum, 60 Gm. **u. Credé**, soluble silver 15 %, incorporated in lard and 10 % of wax added. It is scented with benzoinated ether; used in treatment of septic diseases. **u. durum**, an ointment base consisting of paraffin (solid), 4 parts; wool-fat, 1 part; liquid paraffin, 5 parts; used for ointments containing liquid antiseptics. **u. fuscum**, camphorated brown plaster 2, olive oil 1, and suet 1 part. **u. hydrargyri.** See *mercurial ointment.* **u. hydrargyri dilutum**, blue ointment; mercurial ointment, 670 Gm., with petrolatum, 330 Gm. **u. iodi**, iodine ointment; iodine, 4 Gm.; potassium iodide, 4 Gm.; glycerol, 12 Gm.; benzoinated lard, 80 Gm. **u. molle**, an ointment base consisting of solid paraffin, 11 parts; lanolin, 5 parts; and liquid paraffin, 34 parts. **u. potassii iodidi**, ointment of potassium iodide; potassium iodide, 10 Gm.; potassium carbonate, 0.6 Gm.; water, 10 Gm.; benzoinated lard, 80 Gm. **u. simplex** (*unguentum*, U. S. P.) consists of lard, 80 parts, and wax 20 parts. **u. stramonii.** See *stramonium ointment.* **u. zoleas**, a compound of zinc, mercury, and oleic acid.

ungues (*un'-gwēz*) [pl. of *unguis*]. Nails. **u. aduncí**, hooked nails; see *onychogryposis.*

unguiculate (*un-gwik'-ū-l[āt) unguis*]. Having nails or claws.

unguiculus (*un-gwik'-u-lus*) [Diminutive of *unguis*, nail]. A little nail, or claw.

unguinal (*un'-gwin-al*) [*unguis*]. Pertaining to a nail or to the nails.

unguis (*un'-gwis*) [L.]. 1. A nail. 2. The lacrimal bone.

ungula (*un'-gū-lah*) [L., "a claw"]. 1. An instrument for extracting a dead fetus from the uterus. 2. A hoof; a claw.

ungulate (*ung'-gū-lāt*) [*ungula*, hoof]. Having hoofs; applied to certain orders of mammalia.

uni- (*ū-ne-*) [*unus*, one]. A prefix denoting one.

uniarticulate (*ū-ne-ar-tik'-ū-lāt*) [*uni-; articulus*, joint]. Having but one joint.

uniaxial (*ū-ne-aks'-e-al*) [*uni-; axis*]. Having but one axis.

unibasal (*ū-ne-ba'-sal*) [*uni-; basis*, base]. Having but one base

unicamerate (*ū-ne-kam'-er-āt*) [*uni-· camera*, chamber]. Having but one cavity; unilocular.

unicellular (*ū-ne-sel'-ū-lar*) [*uni-; cellula*, dim. of *cella*, a cell]. Composed of but one cell.

unicentral (*ū-nis-en'-tral*) [*uni-; centrum*, center]. Having a single center of growth

uniceptor (*ū'-ne-sep-tor*) [*uni-; capere*, to take]. An antitoxin or receptor which has only one uniting arm (viz , the haptophore group).

unicism (*ū'-nis-izm*) [*unicus*, single]. The belief that there is but a single venereal virus

unicorn (*ū'-ne-korn*) [*uni-; cornu*, horn] Having a single horn. **u. root.** See *Aletris.* **u uterus**, a uterus with but a single cornu.

unicuspid (*ū-nik-us'-pid*) [*uni-; cuspis*, point]. 1. Having but a single cusp (as a tooth). 2. A tooth with but a single cusp or point.

unifilar (*ū-ne-fī'-lar*) [*uni-; filum*, a thread]. Connected by one thread; furnished with one filament.

uniflagellate (*ū-nif-laj'-el-āt*) [*uni-; flagellum*, a tail]. Having a single flagellum.

uniforate (*ū-nif'-o-rāt*) [*uni-; foratus*, pierced]. Having one opening.

uniglandular (*ū-ne-glan'-dū-lar*) [*uni-; gland*]. Pertaining to, or involving or containing only one gland.

unigravida (*ū-ne-grav'-id-ah*) [*uni-; gravida*, pregnant]. A woman who is pregnant for the first time.

unilaminar, unilaminate (*ū-ne-lam'-in-ar, -āt*) [*uni-; lamina*, a layer]. Occurring in a single layer.

unilateral (*ū-ne-lat'-er-al*) [*uni-; latus*, side]. Pertaining to or affecting but one side.

unilobar, unilobed (*ū-ne-lo'-bar, ū'-ne-lōbd*). Furnished with one lobe.

unilocular (*ū-ne-lok'-ū-lar*) [*uni-; loculus*, dim. of *locus*, a place]. Having but one loculus or cavity.

uninterrupted (*un-in-ter-up'-ted*) [*un*, not; *interrupted*]. Continuous; not broken

uninuclear, uninucleated (*ū-ne-nū'-kle-ar, ū-ne-nū'-kle-a-ted*) [*uni-; nucleus*]. Having but a single nucleus.

uniocular (*ū-ne-ok'-ū-lar*) [*uni-; oculus*, eye]. 1. Pertaining to or performed with one eye. 2. Having only one eye.

union (*ūn'-yun*). Joining. See under *healing.*

unioval (*ū-ne-o'-val*) [*uni-; ovum*, egg]. Formed from one ovum.

unipara (*ū-nip'-ar-ah*) [*uni-; parere*, to bear]. A woman who has borne but one child.

uniparíens (*ū-nip-ar'-e-ens*). Uniparous.

uniparous (*ū-nip'-ar-us*) [*unipara*]. 1. Having borne but one child. 2. Producing one at a birth.

unipolar (*ū-ne-po'-lar*) [*uni-; polus*, a pole]. 1. Having but one pole or process. 2. Pertaining to one pole.

uniseptate (*ū-ne-sep'-tāt*). Having only one septum.

unisexual (*ū-ne-seks'-ū-al*) [*uni-; sexus*, sex]. Provided with the sexual organs of one sex only.

unit (*ū'-nit*) [*unus*, one]. 1. A single thing; a group considered as a whole or as forming one of many similar groups composing a more complex body. 2. A quantity with which others are compared. **u., antitoxic**, see *u., serum*. **u., Board of Trade**, a unit of energy which equals 3,600,000 joules, or 1000 watt hours, or 1¼ horsepower, or 2,653,800 foot-pounds. **u., C. G. S.**, a unit in the centimeter-gram-second system. **u. character**, a character which cannot be subdivided, but which is inherited as a whole. **u. s., electric**, *unit of capacity*, the farad; *unit of current*, the ampere; *unit of electromotive force*, the volt; *unit of power*, the watt; *unit of quantity*, the coulomb; *unit of resistance*, the ohm. **u. of force**, the dyne. **u. of heat**, the calory. **u., immunizing**. See u, serum. **u. of length, u. of volume, u. of weight**. See under *weights and measures* **u. of light**, the light of a standard candle, *i. e.*, a spermaceti candle burning 120 gr. an hour **u., physiological**, a term used by Herbert Spencer to express a unit between the chemical and the morphological units in complexity, and of an aggregation of which units the body is composed, and which represents the character of the species. **u., r-** The international standard of x-ray dosage based on the comparison of the ionization of an x-ray tube with that by a standard quantity of radium· 600 units are equivalent to an erythema dose. **u., serum**, according to Behring, 1 Cc. of an antitoxic blood-serum, of which 0.1 Cc. protects a guinea-pig of 500 Gm. against ten times the fatal dose of diphtheria toxin. **u., toxic**, the smallest dose of a toxin which is capable of proving fatal to a guinea-pig of about 250 Gm weight, in three or four days. **u. of work**, the erg.

unitary (*ū'-nit-a-re*) [*unus*]. 1. Pertaining to or having the qualities of a unit. 2. Pertaining to monsters having the organs of a single individual **u. theory**. 1. The theory that all disease is single in its nature. 2. The theory that the serum of each animal contains only one alexin or complement.

univalence (*ū-niv'-al-ens*) [*uni-; valere*, to be worth]. The state of being univalent.

univalent (*ū-niv'-al-ent*) [*uni-; valere*, to be worth]. Having a valence of one; capable of replacing a single hydrogen atom in combination.

universal (*ū-niv-ur'-sal*) [*universalis*]. General. **u. joint**, a ball-and-socket joint, movable in any direction.

Unna's dermatosis (*oon'-ah*) [Paul Gerson *Unna*, German dermatologist, 1850–1929]. Seborrhea. **U.'s layer**. See *Langerhans' granular layer*. **U.'s papillary hair**, a complete hair and hair-follicle. **U.'s paste**, a salve of zinc oxide in glycerine and mucilage of acacia; used in skin lesions. **U.'s plasma-cells**, cubic or rhombic cells, found especially in granulomatous inflammations, the protoplasm of which stains deeply with methylene blue, while the nucleus is readily decolorized (by creosote or styrone).

Unna Taenzer stain (*oon'-ah tent'-ser*). For fibroclastic tissue. This contains two ingredients, (1) The coloring solution, composed of orcein 0.1 Gm., alcohol 95 %, 20.0 Gm., distilled water 5.0 Gm., (2) the acid mixture consisting of concentrated hydrochloric acid 0.1 Gm., alcohol 95 %, 20.0 Gm., distilled water 5 Gm. When used, 10 drops of the coloring solution are combined with 5 to 14 of the acid mixture.

unof. Abbreviation of *unofficial*.

unofficial (*un-of-ish'-al*). Not included in the pharmacopeia; not sanctioned by authority.

unorganized (*un-or'-gan-īzd*). Without organs; not arranged in the form of an organ or organs.

unpolarized (*un-po'-lar-īzd*). Not polarized.

unrest, peristaltic. A condition characterized by spasmodic and irregular movements of the stomach or intestine.

unsatisfied (*un-sat'-is-fīd*). A term applied to a hydrocarbon with one or more free valences.

unsaturated (*un-sat'-ū-ra-ted*) [*un*, not; *saturated*]. 1. Not saturated. 2. A term applied to hydrocarbons of the methane or paraffin series when their greatest possible valence is not satisfied.

Unschuld's sign (*oon'-shoolt*) [Paulus *Unschuld*, German physician, 1835–]. A tendency to cramps in the calf of the leg; it is an early sign in diabetes.

unsex (*un-seks'*). To spay or castrate.

unsound (*un-sownd'*). Not healthy; diseased.

unsoundness (*un-sownd'-nes*). The state of being unsound. **u. of mind**, incapacity to govern one's affairs.

unstriated (*un-stri'-a-ted*). Not striated, as *unstriated* muscle.

ununited (*un-ū-nī'-ted*). Not united, as an *ununited* fracture.

Unverricht's disease (*oon'-fer-rikt*) [Heinrich *Unverricht*, German physician, 1853–1912]. Myotonia congenita; Thomsen's disease.

unwell. 1. Ill; sick 2. Menstruating.

upas (*ū'-pas*) [Malay, *upas*, poison]. A name applied to several trees found in the East Indies and containing a poisonous principle. It is used as an arrow-poison. **u. antiar**, Javanese arrow-poison, it acts directly on the vasomotor centers. **u. radju**, or **u. tienté**. See under *strychnos tienté*.

upsiloid (*ūp'-sil-oid*). Hypsiloid.

urachal (*ū'-ra-kal*) [*οὐραχός*, urachus]. Pertaining to the urachus.

urachus (*ū'-ra-kus*) [*οὖρον*, urine; *ἔχειν*, to hold]. The allantoic stalk connecting in the fetus the bladder with the allantois, in after-life represented by a fibrous cord passing from the apex of the bladder to the umbilicus. **u., patent**, a condition in which the urachus of the embryo does not become obliterated, but persists to adult life.

uracil (*ū'-ra-sil*) [*οὖρον*, urine], $C_4H_4N_2O_2$. The ureid of β-oxyacrylic acid; also known in the form of its derivatives.

uracrasia, uracratia (*ū-rak-ra'-se-ah, ū-rak-ra'-she-ah*) [*οὖρον*, urine; *ἀκρασία*, incontinence]. Incontinence of urine; enuresis, *q. v.*

uræmia (*ū-re'-me-ah*). See *uremia*.

uræmic (*ū-re'-mik*). See *uremic*.

uragogue (*ū-rag-og'*) [*οὖρον*, urine; *ἀγωγός*, drawing forth]. Increasing urinary secretion a diuretic.

ural, uralin, uralium (*ū'-ral, ū'-ral-in, ū-ra'-le-um*) [*οὖρον*, urine]. Chloral-urethane, $CCl_3CH(OH).NHCO_2C_2H_5$, a hypnotic. Dose 10–20 gr. (0.65–1.3 Gm.).

urali (*ū-ra'-lē*). Synonym of *curare*.

uramidoacetic acid (*ū-ram-id-o-as-ē'-tik*). Hydantoic acid, $H_2N.CO.NH.CH_2.COOH$.

uramil (*ū'-ram-il*), $C_4H_5N_3O_3$. Amidobarbituric acid, obtained by boiling alloxanthin with an ammonium chloride solution.

uramine (*ū'-ram-ēn*). See *guanidine*.

uranalysis (*ū-ran-al'-is-is*). Analysis of the urine.

urane (*ū'-rān*). 1. Uranium oxide; it is used to give a yellow fluorescence to glass. 2. A unit of radio activity. See *kilurane*.

uranic (*ū-ran'-ik*). Containing uranium as a hexad radical. **u. acid**, uranium trioxide.

uranin (*ū-ran-in*). See *fluorescein-sodium*.

uraninite (*ū'-ran'-in-īt*). Pitch-blende.

uraniscochasma (*ū-ran-is-ko-kas'-mah*) [*οὐρανίσκος*, the roof of the mouth; *χασμα*, chasm]. Cleft palate.

uranisconitis (*ū-ran-is-ko-nī'-tis*) [*uraniscus*; *ιτις*, inflammation]. Inflammation of the uraniscus, or palate.

uraniscoplasty (*ū-ran-is'-ko-plas-tē*) [*uraniscus*; *πλάσσειν*, to form]. A plastic operation for the repair of cleft palate.

uraniscorrhaphy (*ū-ran-is-kor'-a-fe*) [*uraniscus*; *ῥαφή*, suture]. Suture of a palatal cleft; staphylorrhaphy.

uraniscus (*ū-ran-is'-kus*) [*οὐρανίσκος*, the roof of the mouth]. The palate.

uranism (*ū'-ran-izm*) [*Οὐρανός*, the Greek personification of heaven]. Sexual perversion in which the desire is, or individuals of the same sex.

uranist (*ū'-ran-ist*). A sexual pervert having a passion for one of his own sex.

uranium (*ū-ra'-ne-um*) [*Uranus*]. A heavy white metal. See *elements, table of chemical*. Its phosphate and nitrate are used as tests for phosphoric acid. The salts are very poisonous. **u. acetate**, $(UO_2)(C_2H_3O_2)_2 + 2H_2O$; recommended in coryza in solution as nasal douche **u. ammonium fluoride**, $UO_2.F_4NH_4.H_2O$, a greenish-yellow, crystalline powder, used for the detection of Roentgen-rays. **u. nitrate**, $(HNO_3)_2UO_2.6H_2O$, used in diabetes. Dose ¼–½ gr. (0.014–0.026 Gm.) twice daily in aqueous solution with saccharin. **u. oxide, red, u. trioxide**, UO_3, a reddish powder. Syn., *uranic acid*. **u. x**, a radioactive precipitate obtained from uranium nitrate by means of ammonium carbonate. **u. yellow**, sodium uranate.

uranoblen (*ū-ran'-o-blen*). Trade name of a combination of 40 % silver with uranin.

uranomania (*ū-ran-o-ma'-ne-ah*) [*οὐρανός*, palate; *μανία*, madness]. Religious mania with exaltation.

uranoplastic (*ū-ran-o-plas'-tik*) [*οὐρανός*, palate; *πλάσσειν*, to form]. Pertaining to uranoplasty.

uranoplasty (*ū'-ran-o-plas-tē*). Same as *uraniscoplasty*.

uranoplegia (*ū-ran-o-plē'-jah*) [*οὐρανός*, palate; *πληγή*, stroke]. Paralysis of the muscles of the soft palate.

uranorrhaphy (*ū-ran-or'-af-e*) [*οὐρανός*, palate; *ῥαφή*, seam]. See *uraniscorrhaphy*.

uranoschisis (*ū-ran-os'-kis-is*) [*οὐρανός*, palate; *σχίσις*, a cleft]. Cleft palate.

uranoschism (*ū-ran'-o-skism*) [*οὐρανός*, palate; *σχίσμα*, a cleft]. Cleft palate.

uranostaphyloplasty (*ū-ran-o-staf'-il-o-plas-tē*). See *uraniscoplasty*.

uranostaphylorrhaphy (*ū-ran-o-staf-il-or'-af-e*) [*οὐρανός*, palate; *staphylorrhaphy*]. Same as *uraniscorrhaphy*.

uranyl (*ū'-ran-il*). Uranium dioxide. See *uranium*. **u.-ammonium fluoride.** See *uranium-ammonium fluoride*.

urapostema (*ū-ra-pos-tē'-mah*) [*οὖρον*, urine; *ἀπόστημα*, abscess] An abscess containing urine.

urare, urari (*ū-rah'-re*). See *curare*.

urarize (*ū'-ra-rīz*). See *curarize*.

uraroma (*ū-rah-ro'-mah*). Aromatic odor of urine.

urarthritis (*ū-rar-thrī'-tis*). See *arthritis urica*.

urase (*ū'-rās*). An insoluble enzyme associated with bacteria which ferment urea; it is very plentiful in the urine in catarrh of the bladder.

uraseptine (*ū-ras-ep'-tēn*). Trade name of a mixture of urinary antiseptics.

urashiol (*ū-ra'-she-ol*). A non-volatile glucoside found in *Rhus vernix*, used by the Japanese as a varnish in their lacquer work. It may cause a dermatitis.

urasin (*ū'-ras-in*). A ferment derived from urea.

urasol (*ū'-rah-sol*). Acetylmethylene-disalicylic acid; an antiseptic, diaphoretic, and uric-acid solvent.

urate (*ū'-rāt*) [*οὖρον*, urine]. A salt of uric acid.

uratemia, uratæmia (*ū-ra-tē'-me-ah*) [*urate*; *αἷμα*, blood]. An abnormally large quantity of urates in the blood.

uratic (*ū-rat'-ik*) [*urate*]. Pertaining to or characterized by urates. **u. diathesis**, a condition in which there is a tendency to the deposition of urates in the joints and elsewhere; a tendency to gout. **u. inspissation**, uric acid infarct.

uratolysis (*ū-ra-tol'-is-is*) [*urate*; *λύειν*, to loosen]. The decomposition or solution of urates.

uratolytic (*ū-rat-o-lit'-ik*) [*urate*; *λύειν*, to loosen]. Capable of dissolving urates.

uratoma (*ū-ra-tō'-mah*) [*urate*; *ὄμα*, tumor; *pl., uratomata*]. A concretion composed of urates, and occurring chiefly about the joints; a tophus.

uratosis (*ū-rat-ō'-sis*) [*urate*]. A morbid condition marked by the deposit of urates.

uraturia (*ū-rat-ū'-re-ah*) [*urate*; *οὖρον*, urine]. A condition marked by an excess of urates in the urine.

urbanization (*ur-ban-iz-a'-shun*) [*urbs*, a city]. A term to express the tendency of modern society to develop cities at the expense of the country population, with a consequent influence upon disease, the death-rate, etc.

urceiform (*ur-se'-if-orm*). Urceolate.

urceolate (*ur'-se-o-lāt*) [*urceolus*, a little pitcher or urn]. Pitcher-shaped, urn-shaped.

urea (*ū-re'-ah*) [*οὖρον*, urine], $CO(NH_2)_2$. The diamide of carbonic acid. The chief nitrogenous constituent of urine, and principal end-product of tissue metamorphosis; it occurs also in the blood, the lymph, and the liver. See *biuret, Schiff, Schroeder*. **u.-bromine**, calcium bromo-carbamide. **u. enzyme, u. ferment.** See *urease*. **u.-frost**, specks of urea sometimes seen on the face in Brights' disease. **u. quinate**, a combination of urea and quinic acid; used in the treatment of gout and uric concrements in the kidneys. Daily dose 30–80 gr. (2–5 Gm.) in 400 Cc. of hot water. **u. salicylate**, a substitute for sodium salicylate. Dose 7 gr. (0.45 Gm.) one to four times daily.

ureal (*ū'-re-al*) [*urea*]. Pertaining to or containing urea.

ureameter (*ū-re-am'-e-ter*) [*urea*; *μέτρον*, a measure]. An apparatus for determining the amount of urea contained in a liquid.

ureametry (*ū-re-am'-et-re*) [*ureameter*]. The determination of the amount of urea in a liquid.

urease (*ū'-re-ās*). 1. See *urase*. 2. An enzyme found in the soja or soy bean; it is used to determine the amount of urea in the urine or blood.

Urechites suberecta (*ū-rek-i'-tēz sub-e-rek'-tah*). Savannah flower; yellow nightshade, a poisonous West Indian plant.

urechitin (*ū-rek'-it-in*), $C_{28}H_{42}O_8$. A poisonous glucoside from *Urechites suberecta*.

urechitoxin (*ū-rek-it-oks'-in*) [*urechites; τόξικον*, poison]. A highly poisonous principle from the leaves of *Urechites suberecta*.

urechysis (*ū-rek'-is-is*) [*οὖρον*, urine; *ἔκχυσις*, an effusion]. An effusion of urine into areolar tissue.

urecidin (*ū-re-si'-din*). A proprietary preparation of lemon-juice and lithium citrate for use in gout and uric-acid diathesis.

uredema, uræmedema (*u-re-de'-mah*) [*οὖρον*, urine; *edema*]. Distention of tissues from extravasation of urine.

uredo (*ū-re'-do*) [*uredo*, a blight]. 1. A genus of fungi. 2. Urticaria. 3. A sensation of burning in the skin.

ureid, ureide (*ū'-re-id*) [*urea*]. A compound of urea and an acid radical.

ureine (*ū'-re-in*). A yellow, oily liquid isolated from the urine, and said to be the cause of the symptoms observed in uremia.

urelcosis (*ū-rel-ko'-sis*) [*οὖρον*, urine; *ἕλκωσις*, ulceration]. Ulceration of the urethra or urinary organs.

uremia (*ū-re'-me-ah*) [*οὖρον*, urine; *αἷμα*, blood]. The symptoms due to the retention in the blood of excrementitious substances normally excreted by the kidneys; it is characterized by headache, vertigo, vomiting, amaurosis, convulsions, coma, sometimes hemiplegia, and a urinous odor of the breath.

uremic (*ū-rem'-ik, ū-re'-mik*) [*uremia*]. Due to or characterized by uremia.

uremide (*ū'-rem-īd*). A skin eruption found in cases of uremic poisoning.

uremigenic (*u-re-mij-en'-ik*) [*uremia; γεννᾶν*, to produce]. 1. Producing or resulting in uremia. 2. Of uremic origin.

ureometer (*ū-re-om'-et-er*). See *ureameter*.

ureometry (*ū-re-om'-et-re*). See *ureametry*.

ureorrhea (*ū-re-or-e'-ah*) [*οὖρον*, urine; *ῥοία*, a flow]. Polyuria; an increased flow of urine.

urerythrin. See *uroerythrin*.

uresiesthesis (*ū-res-e-es'-the-sis*) [*uresis; αἴσθησις*, sensation]. Constant desire to urinate.

uresin (*ū'-re-sin*). A citrourotropin dilithic salt, useful as a uric-acid solvent.

uresis (*ū-re'-sis*) [*οὕρησις*]. Same as *urination*.

-uret (*ū-ret*). A suffix denoting a binary compound of carbon, sulphur, etc., with another element; in modern chemistry the suffix *-ide* is used.

uret (*ū'-ret*). The group CH_2NO; it replaces a hydrogen atom in ammonia to form urea.

uretal (*ū'-ret-al*). Same as *ureteric*.

ureter (*ū-re'-ter*) [*οὐρητήρ*, ureter]. The long, narrow tube conveying the urine from the pelvis of the kidney to the bladder.

ureteral (*ū-re'-ter-al*) [*ureter*]. Pertaining to the ureter.

ureteralgia (*ū-re-ter-al'-je-ah*) [*ureter; ἄλγος*, pain]. Pain in the ureter.

uretercystoscope (*ū-re-tur-sist'-o-skōp*) [*ureter; cystoscope*]. Same as *ureterocystoscope*.

ureterectasis (*ū-ret-er-ek'-tas-is*) [*ureter; ἔκτασις*, a stretching]. Dilatation of a ureter.

ureterectomy (*ū-re-ter-ek'-to-me*) [*ureter; ἐκτομή*, excision]. Excision of a ureter.

ureteric (*ū-re-ter'-ik*) [*ureter*]. Pertaining to the ureters or to a ureter

ureteritis (*ū-re-ter-i'-tis*) [*ureter; ιτις*, inflammation]. Inflammation of a ureter.

uretero- (*ū-re-ter-o-*) [*ureter*]. A prefix denoting relating to the ureter.

ureterocele (*ū-re'-ter-o-sēl*) [*uretero-; κήλη*, hernia]. A hernia containing a ureter.

ureterocervical (*ū-re-ter-o-ser'-vik-al*). Relating to or connecting the ureter and the cervix uteri.

ureterocystoneostomy (*ū-re-ter-o-sist-o-ne-os'-to-me*). See *ureterocystostomy*.

ureterocystoscope (*ū-re-ter-o-sist'-o-skōp*). An electric cystoscope holding in its grooved wall a catheter for insertion into the ureter.

ureterocystostomy (*ū-re-ter-o-sis-tos'-to-me*) [*uretero-; κύστις*, bladder; *στόμα*, mouth] The surgical formation of a communication between a ureter and the bladder.

ureterodialysis (*ū-re-ter-o-di-al'-is-is*) [*uretero-; διάλυσις*, a breaking]. Rupture of the ureter.

ureteroenterostomy (*ū-re-ter-o-en-ter-os'-to-me*) [*uretero-; ἔντερον*, bowel; *στόμα*, mouth]. Surgical formation of a passage from a ureter to the intestine.

ureterography (*ū-ret-er-og'-raf-e*) [*uretero-; γράφειν*, to write]. Radiography of the ureter after the injection of some opaque substance.

ureterolith (*ū-re'-ter-o-lith*) [*uretero-; γίθος*, stone] Calculus in the ureter.

ureterolithiasis (*ū-re-ter-o-lith-i'-as-is*) [*uretero-; λίθος*, stone]. The presence or formation of a calculus in the ureter.

ureterolithotomy (*ū-re-ter-o-lith-ot'-o-me*). Incision of the ureter for removal of a calculus.

ureterolysis (*ū-re-ter-ol'-is-is*) [*uretero-; λύτις*, a loosening]. Rupture of the ureter.

ureteroneocystostomy (*ū-re-ter-o-ne-o-sist-os'-to-me*). See *ureterocystostomy*.

ureteroneopyelostomy (*ū-re-ter-o-ne-o-pi-el-os'-to-me*) [*uretero-; νέος*, new; *πύελος*, trough; *στόμα*, mouth]. Excision of part of a ureter and implantation into a new aperture made into the pelvis of the kidney, of the corresponding orifice of the ureteral end.

ureteronephrectomy (*ū-re-ter-o-nef-rek'-to-me*) [*uretero-; νεφρός*, kidney; *ἐκτομή*, excision]. Removal of the kidney and its ureter.

ureterophlegma (*ū-re-ter-o-fleg'-mah*) [*uretero-, φλέγμα*, phlegm]. Accumulation of mucus in the ureter.

ureterophlegmasia (*ū-re-ter-o-fleg-ma'-se-ah*). Same as *ureterstis*.

ureteroplasty (*ū-re-ter-o-plas'-te*) [*uretero-; πλάσσειν*, to form]. A plastic operation on a ureter.

ureteroproctostomy (*ū-re-ter-o-prok-tos'-to-me*) [*uretero-; πρωκτός*, anus; *στόμα*, mouth]. The surgical formation of a passage from the ureter to the anus.

ureteropyelitis (*ū-re-ter-o-pi-el-i'-tis*) [*uretero-; pyelitis*]. Inflammation of a ureter and the pelvis of a kidney.

ureteropyelography (*ū-ret-er-o-pi-el-og'-ra-fe*). Pyelography.

ureteropyeloneostomy (*ū-re-ter-o-pi-el-o-ne-os'-to-me*). See *ureteroneopyelostomy*.

ureteropyelonephritis (*ū-re-ter-o-pi-el-o-nef-ri'-tis*). Inflammation of the ureter and of the kidney and its pelvis.

ureteropyosis (*ū-re-ter-o-pi-o'-sis*) [*uretero-; pyosis*]. Purulent inflammation of the ureter.

ureterorectostomy (*ū-re-ter-o-rek-tos'-to-me*) [*uretero-; rectum; στόμα*, mouth]. Ureteroproctostomy.

ureterorrhagia (*ū-re-ter-or-a'-je-ah*) [*uretero-; ῥηγνύναι*, to burst forth]. Hemorrhage from the ureter.

ureterorrhaphy (*ū-re-ter-or'-af-e*) [*uretero-; ῥάφη*, suture]. Suture of the ureter.

ureterostegnosis (*ū-re-ter-o-steg-no'-sis*) [*uretero-; στέγνωσις*, stenosis]. Stenosis or constriction of the ureter.

ureterostenoma (*ū-re-ter-o-sten-o'-mah*) [*uretero-; στένωμα*, a narrow place]. Narrowing of the ureter.

ureterostenosis (*ū-re-ter-o-sten-o'-sis*). See *ureterostegnosis*.

ureterostoma (*ū-re-ter-o-sto'-mah*) [*uretero-; στόμα*, a mouth]. 1. The renal or the cystic opening or mouth of the ureter. 2. A ureteral fistula

ureterostomatic (*ū-re-ter-o-sto-mat'-ik*). Relating to the ureteral orifice, or to a ureteral fistula.

ureterostomy (*ū-re-ter-os'-to-me*) [see *ureterostoma*]. The formation of a ureteral fistula

ureterotomy (*ū-re-ter-ot'-o-me*) [*uretero-; τομή*, a cutting]. Incision of the ureter.

ureteroureteral (*ū-re-ter-o-ū-re'-ter-al*) [*ureter*]. Pertaining to both ureters, or to two parts of one ureter. **u. anastomosis.** See *ureteroureterostomy*.

ureteroureterostomy (*ū-re-ter-o-ū-re-ter-os'-to-me*) [*uretero-; ureterostomy*]. Surgical formation of a passage between the ureters or between different parts of the same ureter.

ureterouterine (*ū-re-ter-o-ū'-ter-in*) [*uretero-; uterus*]. Pertaining to the ureter and the uterus.

ureterovaginal (*ū-re-ter-o-vaj'-in-al*) [*uretero-; vagina*]. Pertaining to the ureter and the vagina.

urethane (*ū'-reth-ān*) [*urea; ether*]. 1. $C_2H_5CH_2NO_2$, ethyl carbamate. A hypnotic. Dose 20–40 gr. (1.3–2.6 Gm.). 2. In a wider sense, any ester of carbamic acid is called a urethane. **u. chloral.** See *uralium*. **u., ethyl.** See *urethane* (1).

urethra (*ū-re'-thrah*) [*οὐρήθρα*, urethra]. The canal through which the urine is discharged, extending from the neck of the bladder to the meatus urinarius It is divided in the man into the *prostatic portion*, the *membranous portion*, and the *spongy* or *penile portion*, and is from 8 to 9 inches long. In the woman it is about 1½ inches in length. **u. muliebris,** female urethra. **u. virilis,** male urethra

urethræmorrhagia (*ū-re-threm-or-a'-je-ah*) [*urethra;* hemorrhage]. Urethrorrhagia, *q. v.*

urethral (*ū-re'-thral*) [*urethra*]. Pertaining to the urethra; produced in or arising from the urethra, as *urethral* fever. **u. arthritis,** gonorrheal rheumatism.

urethralgia (*ū-re-thral'-je-ah*) [*urethra; ἄλγος*, pain]. Pain in the urethra.

urethrameter (*ū-re-thram'-e-ter*). See *urethrometer*.

urethrascope (*ū-re-thra-skōp*). See *urethroscope*.

urethratresia (*ū-re-thrat-re'-ze-ah*) [*urethra; atresia*] 1. Occlusion of the urethra. 2. Imperforate urethra.

urethrectomy (*ū-re-threk'-to-me*) [*urethra; ἐκτομή*, excision]. Excision of a urethra or a portion of it.

urethremorrhage (*ū-re-threm'-or-āj*) [*urethra; αἷμα*, blood; *ῥηγνύναι*, to burst forth]. Hemorrhage from the urethra.

urethremphraxis (*ū-re-threm-frak'-sis*). See *urethrophraxis*.

urethreurynter (*ū-re-throo-rin'-ter*) [*urethra; εὐρύνειν*, to dilate]. An appliance for dilating the urethra.

urethrism, urethrismus (*ū-re-thrism, ū-re-thris'-mus*) [*urethra*]. Urethral irritability.

urethritis (*ū-re-thri'-tis*) [*urethra; ιτις*, inflammation]. Inflammation of the urethra. **u., anterior,** inflammation of the part situated anterior to the anterior layer of the triangular ligament. **u., posterior,** inflammation of the prostatic and membranous portions. **u., simple,** a nonspecific inflammation of the urethra. **u., specific,** that due to the gonococcus; gonorrhea. **u. venerea,** gonorrhea.

urethro- (*ū-re-thro-*) [*οὐρήθρα, urethra*]. A prefix denoting pertaining to the urethra.

urethrobulbar (*ū-re-thro-bul'-bar*) Relating to the urethra and the bulb of the corpus spongiosum.

urethrocele (*ū-re'-thro-sēl*) [*urethro-; κήλη*, a hernia] A protrusion or thickening of the wall of the female urethra.

urethrocystitis (*ū-re-thro-sis-ti'-tis*) [*urethro-; cystitis*]. Inflammation of the urethra and bladder.

urethrograph (*ū-re-thro-graf*) [*urethro-; γράφειν*, to record]. A recording urethrometer.

urethrometer (*ū-re-throm'-et-er*) [*urethro-; μέτρον*, a measure]. An instrument for determining the caliber of the urethra or for measuring the lumen of a stricture.

urethropenile (*ū-re-thro-pe'-nīl*). Relating to the urethra and the penis.

urethroperineal (*ū-re-thro-per-in-e'-al*). Relating to the urethra and the perineum.

urethroperineoscrotal (*ū-re-thro-per-in-e-o-skro'-tal*). Relating to the urethra, perineum, and scrotum.

urethrophraxis (*ū-re-thro-fraks'-is*) [*urethro-; φράξις*, a blocking]. Urethral obstruction.

urethroplasty (*ū-re'-thro-plas-te*) [*urethro-; πλάσσειν*, to form]. Plastic operation upon the urethra.

urethroprostatic (*ū-re-thro-pros-tat'-ik*). Relating to the urethra and the prostate.

urethrorectal (*ū-re-thro-rek'-tal*). Relating to the urethra and the rectum.

urethrorrhagia (*ū-re-thror-a'-je-ah*) [*urethro-; ῥηγνύναι*, to burst forth]. Hemorrhage from the urethra.

urethrorrhaphy (*ū-re-thror'-af-e*) [*urethro-; ῥάφη*, suture]. Suturing of an abnormal opening into the urethra.

urethrorrhea, urethrorrhœa (*ū-re-thror-e'-ah*) [*urethro-; ῥοία*, a flow]. A morbid discharge from the urethra. **u. ex libidine,** that occurring during sexual excitement.

urethroscope (*ū-re'-thro-skōp*) [*urethro-; σκοπεῖν*, to view]. An instrument for inspecting the interior of the urethra.

urethroscopic (*ū-re-thro-skop'-ik*). Relating to the urethroscope.

urethroscopy (*ū-re-thros'-ko-pe*). Inspection of the urethra with the aid of the urethroscope.

urethrospasm (*ū-re'-thro-spazm*) [*urethro-; σπασμός*, spasm]. A spasmodic stricture of the urethra.

urethrostaxis (*ū-re-thro-staks'-is*) [*urethro-; στάξις*, trickling]. Oozing of blood from the urethral mucous membrane.

urethrostenosis (*ū-re-thro-sten-o'-sis*) [*urethro-; στένωσις*, a constriction]. Stricture of the urethra

urethrostomy (*ū-re-thros'-to-me*) [*urethro-; στόμα*, a mouth]. Perineal section with permanent fixation of the membranous urethra in the perineum.

urethrotome (*ū-re'-thro-tōm*) [*urethro-; τομή*, a cutting]. An instrument used for performing urethrotomy. **u., dilating,** a combined urethrotome and dilator.

urethrotomy (*ū-re-throt'-o-me*) [see *urethrotome*]. The operation of cutting a stricture of the urethra. **u., external,** division of a stricture by an incision from without. **u., internal,** division of a urethral stricture from within the urethra.

urethroureteral (*ū-re-thro-ū-re'-ter-al*) [*urethro-; ureter*]. Relating to the urethra and the ureter.

urethrovaginal (*ū-re-thro-vaj'-in-al*) [*urethro-; vagina*]. Pertaining to the urethra and the vagina.

urethrovesical (*ū-re-thro-ves'-ik-al*) [*urethro-; vesica*, bladder]. Pertaining to the urethra and the bladder.

urethylane (*ū-reth'-il-ān*), $C_3H_8NO_2$. A colorless crystalline substance soluble in water and alcohol; used as a hypnotic and a diuretic

uretic (*ū-ret'-ik*) [*οὐρητικός*]. 1. Pertaining to urine; stimulating the flow of urine. 2. An agent or medicine that stimulates the flow of urine.

Urgens' reaction for sulphocyanates in saliva. Add to the saliva a saturated solution of hydriodic acid 1 part and starch-paste 5 parts; if sulphocyanates are present, a blue tint appears. The sulphocyanates of potassium and sodium normally present in saliva are usually absent in chronic suppurative conditions of the middle ear, and the progress of the disease can be estimated by the presence and extent of the reaction.

Urginea (*ur-jin'-e-ah*) [*urgere*, to press]. A genus of liliaceous plants. **U. scilla,** the plant that produces the official squill. See *scilla*.

urgosan (*ur'-go-san*) Trade name of a preparation containing hexamethylenamine and gonosan.

urhidrosis (*ū-ri-dro'-sis*). Uridrosis.

urian (*ū'-re-an*). Urochrome.

uriasis (*ū-ri'-as-is*). See *Isthiasis*

uric (*ū'-rik*) [*οὐρον*, urine]. Pertaining to the urine.

uric acid (*ū'-rik*) [*οὖρον*, urine], $C_5H_4N_4O_3$. A dibasic acid; one of the nitrogenous end-products of metabolism. It is found in the urine and in the spleen. Its accumulation in the blood (lithemia, uricacidemia) is associated with marked disturbances, and, according to some writers, produces the phenomena of gout. It may also form urinary calculi. See *Denigè, Dietrich, Garrod, v. Jaksch, murexide, Schiff*.

uricacidemia, uricacidæmia (*ū-rik-as-id-e'-me-ah*) [*uric acid; αἷμα*, blood]. The presence of an excess of uric acid in the blood; also the condition associated with an excess of uric acid in the blood, and characterized by various nervous symptoms, and perhaps also responsible for the phenomena of gout.

uricaciduria (*ū-rik-as-id-ū'-re-ah*) [*uric acid; urine*]. The presence of an excess of uric acid in the urine.

uricase (*ū'-rik-ās*). A hydrolytic enzyme capable of converting uric acid into allantoin; it is found in some of the lower animals.

uricedin (*ū-ris-e'-din*) [*uric acid*]. A proprietary remedy for gout, consisting of sodium sulphate, sodium chloride, sodium citrate, and small quantities of the citrates and phosphates of potassium and calcium.

uricemia, uricæmia (*ū-re-se'-me-ah*). See *uricacidemia*.

uricolysis (*ū-rik-ol'-is-is*) [*uric acid; λύσις*, a loosening]. The cleavage of uric acid.

uricolytic (*ū-rik-o-lit'-ik*) [*uric acid; λύσις*, loosening]. Pertaining to or causing uricolysis. **u. index,** the proportion of uric acid which has been converted into allantoin.

uricometer (*ū-rik-om'-et-er*) [*uric acid; μέτρον*, a measure]. An apparatus for the quick quantitative estimation of uric acid in urine.

uridrosis (*ū-rid-ro'-sis*) [*urine; ἱδρως*, sweat]. The secretion of a sweat containing urea, uric acid, or other urinary constituents which may be deposited in crystalline form upon the skin (*uridrosis crystallina*).

uriesthesia, uriæsthesia (*ū-re-es'-the-sis*). See *uresiesthesis*.

uriform (*ū'-rif-orm*). Trade name of a urinary antiseptic containing hexamethylenamine, saw palmetto, santal, damiana, coca, and nux vomica.

urina (*ū-ri'-nah*) [L.]. Urine. **u. chyli.** See *u. cibi*. **u. cibi,** the urine excreted after a full meal. **u. cruenta,** bloody urine. **u. galactodes,** milk-colored urine. **u. hysterica,** the pale, watery urine, passed during or after an hysterical attack. **u. jumentosa,** cloudy urine. **u.-potus,** the urine passed after copious drinking **u. sanguinis,** the urine secreted independently of food and drink, such as on rising in the morning. **u. spastica.** Same as *u. hysterica*.

urinaccelerator (*ū-rin-ak-sel'-er-a-tor*) [*urine; accelerare*, to accelerate]. The accelerator urinæ. See under *muscle*.

urinæmia (*ū-rin-e'-me-ah*). See *urinemia*.

urinal (*ū'-rin-al*) [*urine*]. A vessel for receiving urine.

urinalysis (*ū-rin-al'-is-is*) [*urine; λύσις*, a loosening]. Analysis of the urine.

urinary (*ū'-rin-a-re*) [*urine*]. Pertaining to the urine. **u. apparatus, u. system, u. organs, u. bladder.** See *bladder*. **u. calculus,** a stony concretion found in the urinary passages. **u. canal,** a primitive urinary passage **u. cast,** a tube-cast. **u. organs,** the organs concerned in the secretion and excretion of the urine, including the kidneys, ureters, bladder, and urethra. **u. sediment,** the deposit formed after urine has been allowed to stand for some hours in a vessel. **u. stammering.** See *bladder, stammering*.

urinaserum (*ū-rin-a-se'-rum*) A serum used as a test for serum. It is derived from an animal into which albuminous urine has been injected. It precipitates albumin in the urine and in exudates of an animal of the same species as that from which the albuminous urine was obtained.

urinate (*ū'-rin-āt*) [*urine*]. To discharge urine from the bladder.

urination (*ū-rin-a'-shun*) [*urine*]. The act of voiding urine.

urinative (*ū'-rin-a-tiv*). A drug which stimulates the flow of urine; a diuretic.

urine (*ū'-rin*) [*urina*, urine]. The fluid excreted by the kidneys. In health urine has an amber color, a slightly acid reaction, a faint odor, a saline taste, and a specific gravity of 1.005 to 1.030. The average quantity excreted in 24 hours is about 1200 Cc. or 40 oz., of which about 62.5 Gm. are solids. Among the solids, urea is the most important, of which 35 Gm. are

excreted in the day. Other solid constituents are uric acid (0.75 Gm. in the day), hippuric acid, creatinin, and other extractives, sodium chloride, phosphates and sulphates of calcium, magnesium, potassium, and sodium. The most important abnormal constituents present in disease are albumin, sugar, blood, pus, acetone, diacetic acid, fat, chyle, tube-casts, various cells, and bacteria. **u., incontinence of,** inability to retain the urine. See *enuresis*. **u., residual,** urine that remains in the bladder after urination in prostatic hypertrophy and in cystic disease. **u., retention of,** inability to pass the urine. See *ischuria*. **u., suppression of.** See *ischuria*.

urinemia, urinæmia (*ū-rin-e'-me-ah*) [*urine; αἷμα*, blood]. The presence of urinary constituents in the blood; uremia.

uriniferous (*ū-rin-if'-er-us*) [*urine; ferre*, to bear]. Carrying or conveying urine, as *uriniferous* tubule.

urinific (*ū-rin-if'-ik*) [*urine; facere*, to make]. Excreting or producing urine.

uriniparous (*ū-rin-ip'-ar-us*) [*urine; parere*, to produce]. Secreting urine.

urino- (*ū-rin-o-*) [*urine*]. A prefix denoting relation to the urine.

urinocryoscopy (*ū-rin-o-kri-os'-ko-pe*) [*urino-; κρύος*, cold; *σκοπεῖν*, to examine]. Cryoscopy applied to urine.

urinod (*ū-rin-od*) [*urine; odor*]. A substance whose formula is said to be C_6H_8O, and upon whose presence the odor of stale urine is said to depend.

urinogenital (*ū-rin-o-jen'-it-al*) [*urino-; γεννᾶν*, to produce]. Urogenital.

urinogenous (*ū'-rin-oj-en-us*). Urogenous.

urinoglucosometer (*ū-rin-o-gloo-ko-som'-et-er*) An apparatus for quantitative estimation of glucose in the urine.

urinologist (*ū-rin-ol'-o-jist*). One skilled in urinology.

urinology (*ū-rin-ol'-o-je*). See *urology*.

urinoma (*ū-rin-o'-mah*) [*urino-; ὄμα*, a tumor]. A cyst containing urine.

urinometer (*ū-rin-om'-et-er*) [*urino-; μέτρον*, a measure]. A hydrometer for ascertaining the specific gravity of urine.

urinometry (*ū-rin-om'-et-re*) [see *urinometer*]. The determination of the specific gravity of the urine by means of the urinometer.

urinoscopic (*ū-rin-o-skop'-ik*) [*urino-; σκοπεῖν*, to examine]. Pertaining to examination of the urine.

urinoscopy (*ū-rin-os'-ko-pe*). See *uroscopy*.

urinose, urinous (*ū'-rin-ōs, u'-rin-us*) [*urine*]. Having the characters of urine, as a *urinose* odor.

uriseptin (*ū-ris-ep'-tin*). Trade name of a preparation containing formaldehyde and lithia; it is said to be a diuretic and genito-urinary antiseptic.

urinosexual (*ū-rin-o-seks'-ū-al*). Genitourinary.

urisolvent (*ū-ris-ol'-vent*). Dissolving uric acid.

urisolvin (*ū-re-sol'-vin*). A compound of urea and lithium citrate, a uric-acid solvent and diuretic.

uristamine (*ū-ris'-tam-ēn*). A trade name for a brand of hexamethylenetetramine.

uritis (*ū-ri'-tis*) [*urere*, to burn; *ιτις*, inflammation]. Inflammation following a burn.

uritone (*ū'-rit-ōn*). A trade name for a brand of hexamethylenetetramine.

urning (*urn'-ing*) [*Οὐρανός*, the Greek personification of heaven]. A homosexual individual; a pervert in whom the desire is only for individuals of the same sex.

urnism (*urn'-izm*). See *uranism*.

uro- (*ū-ro-*) [*οὖρον*, urine]. A prefix denoting pertaining to urine or uric acid.

uroacidimeter (*ū-ro-as-id-im'-et-er*). An instrument for measuring the acidity of the urine.

uroammoniac (*ū-ro-am-o'-ne-ak*). Relating to or containing uric acid and ammonia.

uroazotometer (*ū-ro-az-ot-om'-et-er*). An apparatus for quantitative estimation of the nitrogenous substances in urine.

urobacillus (*ū-ro-bas-il'-us*) [*uro-; bacillus*]. A bacillus occurring in urine, particularly in decomposing urine.

urobenzoic acid (*ū-ro-ben-zo'-ik*). Hippuric acid.

urobilin (*ū-ro-bil'-in*) [*uro-; bile*], $C_{33}H_{40}N_4O_7$. A yellowish-brown, amorphous pigment derived from bilirubin. It is the principal pigment of the urine, and is increased in febrile and other conditions. See *Gerhardt, Grinbert*. **u.-jaundice,** a jaundice supposed to be due to the presence of urobilin in the blood. **u., pathogenic,** the excessive coloring matter of certain dark urines occurring in various diseases, as pernicious anemia, febrile diseases, etc.

urobilinemia, urobilinæmia (*ū-ro-bil-in-e'-me-ah*) [*urobilin; αἷμα*, blood]. The presence of urobilin in the blood.

urobilinicterus (*ū-ro-bil-in-ik'-ter-us*). Pigmentation of the skin, cornea, etc., from absorption of extravasated blood and contained urobilin.

urobilinogen (*ū-ro-bil-in'-o-jen*). A chromogen from which urobilin is formed by oxidation when urine is allowed to stand.

urobilinoidin (*ū-ro-bil-in-oid'-in*). A form of urinary pigment derived from hematin and resembling urobilin though not identical with it. It occurs in certain pathological conditions.

urobilinuria (*ū-ro-bil-in-ū'-re-ah*) [*urobilin; urine*]. The presence of an excess of urobilin in the urine.

urobromohematin (*ū-ro-bro-mo-he'-mat-in*), $C_{68}H_{64}N_8Fe_2O_{16}$. A coloring matter found in the urine of leprous patients: it is closely allied to the coloring-matter of the blood.

urocanin (*ū-ro-kan'-in*). See under *urocaninic acid*.

urocaninic acid (*ū-ro-kan-in'-ik*) [*uro-; canis*, a dog], $C_6H_6N_2O_2 + 2H_2O$. An acid found in the urine of dogs when there is a diminution in the amount of urea. By heating it is decomposed into carbonic acid water, and a base, *urocanin*, $C_{11}H_{10}N_4O$.

urocele (*ū'-ro-sēl*) [*uro-; κήλη*, a tumor]. A swelling of the scrotum from extravasation of urine.

urocheras (*ū-rok'-er-as*) [*uro-; χεράς*, sand]. The sandy substance deposited from standing urine.

urochesia (*ū-ro-ke'-ze-ah*) [*uro-; χέζειν*, to defecate]. Discharge of urine through the anus.

urochrome (*ū'-ro-krōm*) [*uro-; χρῶμα*, color]. A yellow coloring-matter found in urine, supposed to be impure urobilin.

urochromogen (*ū-ro-kro'-mo-jen*) [*urochrome; γεννᾶν*, to produce]. A substance found in the urine; on oxidation it becomes urochrome.

urocinetic. See *urokinetic*.

uroclepsia (*ū-ro-klep'-se-ah*) [*uro-; κλεψία*, theft]. Unconscious discharge of urine.

urocol (*ū'-ro-kol*). A trade name for a preparation containing urea quinate (urol) and colchicine; used in gout.

urocrisis, urocrisia (*ū-rok'-ris-is, ū-ro-kris'-e-ah*) [*uro-; crisis*]. 1. A disease crisis attended with excessive urination. 2. Diagnosis by examination of the urine. 3. A vesical crisis; see *vesical*.

urocriterion (*ū-ro-kri-te'-re-on*). In diagnosis by inspection of urine, the indication which determines the diagnosis.

urocyanin (*ū-ro-si'-an-in*). See *uroglaucin.*

urocyanogen (*ū-ro-si-an'-o-jen*) [*uro-*; κύανος, blue]. A blue pigment found in urine, particularly in cases of cholera.

urocyanose (*ū-ro-si'-an-ōs*). See *urocyanogen.*

urocyanosis (*ū-ro-si-an-o'-sis*) [*uro-*; κύανος, blue]. Blue discoloration of the urine from the presence of indican.

urocyst, urocystis (*ū'-ro-sist, ū-ro-sist'-is*) [*uro-*; κύστις, bladder] The urinary bladder.

urocystic (*ū-ro-sis'-tik*). Pertaining to the urinary bladder.

urocystitis (*ū-ro-sis-ti'-tis*) [*urocyst*; ιτις, inflammation]. Inflammation of the urinary bladder; cystitis.

urodialysis (*ū-ro-di-al'-is-is*) [*uro-*; διάλυσις, a cessation]. Partial and temporary cessation of the secretion of urine.

urodochium (*ū-ro-do-ki'-um*) [*uro-*; δοχεῖον, receptacle]. A urinal.

urodonal (*ū-rod'-on-al*). Trade name of a mixture of lysidin, sidonal and utrotropin; said to be a uric acid solvent.

urodynia (*ū-ro-din'-e-ah*) [*uro-*; ὀδύνη, pain]. Painful micturition.

uredema (*ū-re-de'-mah*). See *uredema.*

uroerythrin (*ū-ro-er'-ith-rin*) [*uro-*; ἐρυθρός, red]. An amorphous, reddish pigment with an acid reaction, occurring in the urine in rheumatic and other diseases.

urofuscohematin (*ū-ro-fus-ko-hem'-at-in*) [*uro-*; *fuscus*, dark; *hematin*]. A red pigment derived from hematin, occurring in the urine.

urogaster (*ū'-ro-gas-ter*) [*uro-*; γαστήρ, stomach]. The urinary intestine or urinary passages collectively.

urogenin (*ū-roj'-en-in*). Trade name of a diuretic said to contain lithium, hippuric acid and theobromine.

urogenital (*ū-ro-jen'-it-al*) [*uro-*; *genital*]. Pertaining to the urinary and genital organs. **u. ducts.** See *ducts of Mueller.* **u. sinus,** the anterior part of the cloaca, into which the urogenital ducts open.

urogenous (*ū-roj'-en-us*) [*uro-*; γεννᾶν, to produce]. Producing urine.

uroglaucin (*ū-ro-glaw'-sin*) [*uro-*; γλαυκός, bluish-green]. A glue pigment, at times occurring in urine, as in scarlatina, and supposed to result from the oxidation of a chromogen.

uroglycosis (*ū-ro-gli-ko'-sis*) [*uro-*; γλυκύς, sweet]. Diabetes mellitus.

urography (*ū-rog'-ra-fe*). Skiagraphy of the urinary tract.

urogravimeter (*ū-ro-grav-im'-et-er*). See *urinometer.*

urohematin (*ū-ro-hem'-at-in*) [*uro-*; *hematin*]. Altered hematin in the urine.

urohematonephrosis (*ū-ro-hem-at-o-nef-ro'-sis*) [*uro-*; αἷμα, blood; νέφρος, kidney]. Distention of the pelvis of the kidney with blood and urine.

urohematoporphyrin (*ū-ro-hem-at-o-por'-fir-in*) [*urohematin*; πόρφυρος, purple] Urohematin; a urinary pigment occasionally occurring in the urine in certain pathological states.

urohypertensin (*ū-ro-hi-per-ten'-sin*). A substance derived from the urine which increases blood-pressure.

urokinetic, urocinetic (*ū-ro-kin-et'-ik*) [*uro-*; κίνησις, movement]. Due to a reflex from the urinary apparatus; generally used of a form of dyspepsia due to irritation or disease of the urinary tract.

urol (*ū'-rol*). 1. See *urea quinate.* 2. A trade name for a preparation containing urea quinate.

urolagnia (*ū-ro-lag'-ne-ah*) [*uro-*; λαγνεία, lust]. A form of sexual perversion in which sexual excitement is produced by the sight of urine or of a person urinating.

uroleucinic acid (*ū-ro-lū-sin'-ik*). An acid found in the urine in alkaptonuria.

urolite (*ū'-ro-līt*). Same as *urolith.*

urolith (*ū'-ro-lith*) [*uro-*; λίθος, a stone]. A calculus occurring in the urine.

urolithiasis (*ū-ro-lith-i'-a-sis*) [*uro-*; *lithiasis*]. 1 The presence of or a condition associated with urinary calculi. 2. The formation of urinary calculi.

urolithic (*ū-ro-lith'-ik*) [*uro-*; λίθος, a stone]. Pertaining to, or having the nature of urinary calculi.

urolithology (*ū-ro-lith-ol'-o-je*) [*urolith*; *λόγος, science]. The science of urinary calculi.

urolithus (*ū-rol'-ith-us*). Urolith.

urologic, urological (*ū-ro-loj'-ik, u-ro-loj-ik-al*) [*uro-*; λόγος, science]. Pertaining to urology.

urologist (*ū-rol'-o-jist*). One versed in urology.

urology (*ū-rol'-o-je*) [*uro-*; λόγος, science]. The scientific study of the urine.

urolutein (*ū-ro-lū'-te-in*) [*uro-*; *luteus*, yellow]. A yellow pigment sometimes found in urine.

urolytic (*ū-ro-lit'-ik*) [*uro-*; λύειν, to loosen]. Capable of dissolving urinary calculi.

uromancy (*ū'-ro-man-se*) [*uro-*; μαντεία, divination]. Diagnosis or prognosis by observation of the urine.

uromantia (*ū-ro-man'-she-ah*). Uromancy.

uromelanin (*ū-ro-mel'-an-in*) [*uro-*; *melanin*]. A black pigment sometimes found in the urine, derived from the decomposition of urochrome.

uromelus (*ū-rom'-e-lus*) [οὐρά, tail; μέλος, a limb]. A monster in which there is more or less complete fusion of the limbs, with but a single foot.

urometer (*ū-rom'-et-er*). See *urinometer.*

uromphalus (*ū-rom'-fal-us*) [*urachus*; ὀμφαλός, navel]. A monstrosity with the urachus protruding at the navel.

uroncus (*ū-rong'-kus*) [*uro-*; ὄγκος, tumor]. A tumor or swelling containing urine.

uronephrosis (*ū-ro-nef-ro'-sis*) [*uro-*; *nephrosis*]. See *hydronephrosis.*

uronology (*ū-ron-ol'-o-je*). See *urology.*

urophan (*ū-ro-fān*) [*uro-*; φαίνειν, to appear]. A generic name for substances which, taken into the body, appear again unchanged chemically in the urine.

urophanic (*ū-ro-fan'-ik*) [see *urophan*]. Appearing in the urine.

urophein (*ū-ro-fe'-in*) [*uro-*; φαιός, gray]. A pigment body to which the characteristic odor of the urine has been ascribed.

uropherin (*ū-rof'-er-in*). Lithiotheobromine salicylate; a white powder, soluble in water, used as a diuretic. Dose 15 gr. (1 Gm.). Syn., *lithium diuretin.* **u. benzoate,** $LiC_7H_7N_4O_3 + LiC_6H_5CO_2$, theobromine and lithium benzoate, a fine white powder containing 50% of theobromine; it is a diuretic and nerve stimulant. **u. salicylate,** $LiC_7H_7N_4O_3 + HiC_7L_5O_3$, theobromine and lithium salicylate, a white powder used as the benzoate.

urophthisis (*ū-roff-thi'-sis*) [*uro-*; *phthisis*]. Synonym of *diabetes mellitus.*

uropittin (*ū-ro-pit'-in*) [*uro-*; πίττα, pitch]. $C_9H_{10}N_2O_2$. A nitrogenous derivative of urochrome.

uroplania (*ū-ro-pla'-ne-ah*) [*uro-*; πλάνη, a wandering]. Urine elsewhere than in the urinary organs; discharge of urine from an abnormal orifice.

uropoiesis (*ū-ro-poi-e'-sis*) [*uro-*; ποιεῖν, to make]. Secretion of the urine by the kidneys.

uropoietic (*ū-ro-poi-et'-ik*) [see *uropoiesis*]. Concerned in uropoiesis.

uropsammus (*ū-rop-sam'-us*) [*uro-*; ψάμμος, sand]. Urinary gravel

uropyoureter (*ū-ro-pi-o-ū-re'-ter*). An infected urourcter.

uro-reaction (*ū-ro*). Urine in a sterile container, exposed to air but protected from dust loses its acid reaction in from 3 to 8 days if the patient is healthy; the urine of a tuberculous patient under similar conditions retains its acidity for several days or weeks.

urorhodin (*ū-ro-ro'-din*) [*uro-*; ῥόδον, rose]. A red pigment found in urine and derived from uroxanthin.

urorhodinogen (*ū-ro-ro-din'-o-jen*) [*urorhodin*; γενᾶν, to produce]. The chromogen which by decomposition produces urorhodin.

urorosein (*ū-ro-ro'-se-in*) [*uro-*; *rosa*, rose]. A rose-colored pigment found in the urine in various diseases.

urorrhagia (*ū-ror-a'-je-ah*) [*uro-*; ῥηγνύναι, to burst forth]. Excessive discharge of urine.

urorrhea, urorrhœa (*ū-ror-e'-ah*) [*uro-*; ῥοία, a flow]. 1. The normal flow of urine. 2. Involuntary passage of urine.

urorrhodin (*ū-ro-ro'-din*). Urorhodin, *q. v.*

urorrhodinogen (*u-ro-ro-dın'-o-jen*). Urorhodinogen, *q. v.*

urorubin (*ū-ro-roo'-bin*) [*uro-*; *ruber*, red]. A red pigment obtained by treating urine with hydrochloric acid, and also in the preparation of uropittin

urorubrohematin (*ū-ro-roo-bro-hem'-at-in*). See *urobromohematin*.

urosacin (*ū-ro'-sas-in*). See *urorhodin*.

urosanol (*ū-ro-sa'-nol*). The trade name of a solution of protargol in gelatin, used in urethritis.

uroscheocele (*ū-ros'-ke-o-sēl*). See *urocele*.

uroschesis (*ū-ros'-kes-is*) [*uro-*; σχέσις, retention]. Suppression of urine.

uroscopic (*ū-ro-skop'-ik*). Same as *urinoscopic*

uroscopist (*ū-ros'-ko-pist*) [see *uroscopy*]. One who makes a specialty of urinary examinations.

uroscopy (*ū-ros'-ko-pe*) [*uro-*; σκοπεῖν, to view]. Examination of the urine.

uroselectan (*ū-ro-sel-ek'-tan*). A pyridin derivative with 42 % organically combined iodine; for intravenous pyelography.

urosemiology (*ū-ro-se-mi-ol'-o-je*) [*uro-*; *semiology*]. Examination of the urine as an aid to diagnosis.

urosepsin (*ū-ro-sep'-sin*). The toxin concerned in urosepsis.

urosepsis (*ū-ro-sep'-sis*) [*uro-*; σῆψις, sepsis]. Toxic condition due to extravasation of urine.

uroseptic (*ū-ro-sep'-tik*) [see *urosepsis*]. Relating to or characterized by urosepsis.

uroses (*ū-ro'-sēz*). See *urosis*.

urosin (*ū'-ro-sin*). Lithium quinate, a uric-acid solvent. Dose 7½ gr. 6 to 10 times daily.

urosis (*ū-ro'-sis*) [*uro-*; νόσος, disease; *pl.*, *uroses*]. Any disease of the urinary organs.

urospasm (*ū'-ro-spasm*) [*uro-*; σπασμός, spasm]. Spasm of some part of the urinary tract.

urospectrin (*ū-ro-spek'-trin*). A pigment similar to hematoporphyrin obtained from normal urine by shaking the urine with acetic ether.

urostealith (*ū-ro-ste'-al-ith*) [*uro-*; στέαρ, fat; λίθος, stone]. A fat-like substance occurring in some urinary calculi.

urosteatoma (*ū-ro-ste-at-o'-mah*). See *urostealith*.

urotheobromine (*ū-ro-the-o-bro'-min*). See *paraxanthin*.

urotoxia (*ū-ro-toks'-e-ah*). Same as *urotoxy*.

urotoxic (*ū-ro-toks'-ik*) [*uro-*; τοξικόν, poison]. 1. Pertaining to poisonous substances eliminated in the urine. 2. Pertaining to poisoning by urine or some of its constituents. **u. coefficient**, the number of urotoxies formed in 24 hours by one kilogram of an individual. The normal urotoxic coefficient in man is about 0.4, *i. e.*, a man produces for each kilogram of body-weight 0.4 urotoxies, or sufficient poison to kill 400 Gm. of animal. **u. unit**, a urotoxy.

urotoxicity (*ū-ro-toks-is'-it-e*). The toxic quality of urine.

urotoxin (*ū-ro-toks'-in*). The poison of urine.

urotoxy (*ū'-ro-toks-e*) [see *urotoxic*; *pl.*, *urotoxies*]. The unit of toxicity of urine—the amount necessary to kill a kilogram of living substance.

urotropin (*ū-rot'-ro-pin*), $(CH_2)_6N_4$. Trade mark of a special brand of hexamethylentetramine; obtained by action of formaldehyde on ammonia. A uric-acid solvent. Daily dose 8–30 gr. (0.5–2.0 Gm.). **u. quinate**, used in gout and as a uric-acid solvent.

uroureter (*ū-ro-ū-re'-ter*). A partial or complete non-evacuation of the urine from the ureter.

urous (*ū'-rus*) [οὖρον, urine]. Having the nature of urine. **u. acid**, uric acid

uroxanic (*ū-roks-an'-ik*). Pertaining to uric acid and alloxantin.

uroxanthin (*ū-ro-zan'-thin*) [*uro-*; ξανθός, yellow]. A yellow pigment in human urine which yields indigo-blue on oxidation. Indigogen.

uroxin (*ū-roks'-in*). Same as *alloxantin*.

urozemia (*ū-ro-ze'-me-ah*) [*uro-*; ζημία, loss]. Diabetes. **u. albuminosa**, Bright's disease. **u. mellita**, diabetes mellitus.

urrhodin (*ūr'-rod-in*). See *urorhodin*.

ursal (*ur'-sal*). See *urea salicylate*.

ursin (*ur'-sin*). See *arbutin*.

ursone (*ur'-sōn*). See *ericolin*

urtica (*ur'-tik-ah*) [L.]. Nettle. 1. A genus of plants of the order *Urticaceæ*. *U. dioica*, the common nettle and *U. urens*, the dwarf nettle, are used as diuretics, local irritants, and hemostatics. 2. A wheal.

urticaria (*ur-tik-a'-re-ah*) [*urtica*]. A disease of the skin characterized by the development of wheals, which give rise to sensations of burning and itching. They appear suddenly in large or small numbers, remain for from a few minutes to several hours, and disappear suddenly. The disease may be acute or chronic, and is due to agencies acting upon the vasomotor system, such as gastrointestinal disorders, the ingestion of certain foods, as shell-fish, strawberries, etc. Syn., *hives*; *nettlerash*. **u. bullosa**, a form characterized by the formation of bullæ. **u. conferta**, a form in which the lesions are grouped. **u. evanida**, a form marked by sudden vanishing and reappearance of the symptoms. **u. factitia, u., factitious**, the form produced in individuals with an irritable skin by any slight external irritation. Syn., *dermographia*; *dermographism*. **u., giant, u. gigans**. See *u. œdematosa*. **u. hæmorrhagica**, purpura urticans, a variety characterized by hemorrhage into the wheals from rupture of the extremely congested capillaries; it is regarded as a variety of erythema

multiforme. **u. medicamentosa,** a variety due to the use of certain drugs **u. œdematosa,** giant urticaria, a variety characterized by the sudden appearance of large, soft, edematous swellings of the skin and subcutaneous tissue, which may measure several inches in diameter. **u. papulosa,** a form occurring in children, in which, as a result of the inflammatory effusion, a small, solid papule remains after the subsidence of the wheal. Syn., *Lichen urticatus.* **u. pigmentosa,** a rare type which begins within the first few months of life and consists of large, reddish, wheal-like tubercles that eventually change to a brownish-red or yellowish color. **u. tuberosa,** a form in which the wheals assume a tuberous form and become very large—as big as a walnut, hen's egg, or even larger. **u. vesiculosa,** urticaria characterized by the presence of vesicles.

urticarial, urticarious (*ur-tik-a'-re-al, ur-tik-a'-re-us*). Pertaining to urticaria.

urticate (*ur'-tik-āt*) [*urticare,* to sting]. 1. To sting like a nettle. 2. To flagellate with nettles. 3. Characterized by the presence of wheals.

urtication (*ur-tik-a'-shun*) [*urtica*]. 1. Flagellation with nettles, a method of treatment formerly employed in paralysis and to produce local irritation. 2. A sensation as if one had been stung by nettles.

urushiol (*ū-rū'-she-ol*). A product obtained in crude form from the sap of the lacquer tree; when applied to the skin it produces a dermatitis.

urystamine (*ū-ris'-tam-ēn*). Urotropin-lithium-benzoate; said to be a urinary antiseptic.

usane (*ū'-sān*). A local anesthetic used in dentistry.

Uskow's pillars (*oos'-kof*). In the embryo, two folds or ridges which grow from the dorsolateral region of the body-wall and unite with the septum transversum to form the diaphragm.

Usnea (*us'-ne-ah*). A genus of lichen or tree moss.

usoline (*ū'-so-lēn*). A preparation of petrolatum liquidum.

U. S. P. **U. S. Phar.** Abbreviation for *United States Pharmacopœia.*

Ustilago (*us-til-a'-go*) [L.]. A genus of parasitic fungi—the smuts. **U. maydis,** corn-smut, is a fungus parasitic upon maize or Indian corn. In properties it resembles ergot of rye.

ustion (*us'-chun*) [*ustio; urere,* to burn]. A burning. In chemistry, incineration. In surgery, cauterization.

ustulation (*us-tū-la'-shun*) [L., *ustulatio*]. The act of roasting, drying, or parching.

ustus (*us'-tus*) [*urere,* to burn]. Calcined; burned.

usure (*ū'-zhur*) [*uti,* to use]. Circumscribed atrophy of a part or organ through pressure of neoplasms which have developed from it, of aneurysms, or through primary fatty degeneration. **u. des cartilages articulaires,** osteoarthritis.

uta (*oo'-tah*). Peruvian vernacular term for a dermatophytic process analogous to Biskra button.

uteralgia (*ū-ter-al'-je-ah*) [*uterus;* ἄλγος, pain] Pain in the uterus.

uterectomy (*ū-ter-ek'-to-me*). Same as *hysterectomy.*

uterine (*ū'-ter-ēn*) [*uterus*]. Pertaining to the uterus. **u. appendages,** the ovaries and oviducts. **u. milk.** 1. A fluid between the villi of the placenta in the cow. 2. The small quantity of albuminous fluid contained in the small spaces between the epithelial covering of the villi of the chorion and the crypts or depressions in the decidua. **u. pregnancy,** normal pregnancy. **u. souffle,** a vascular sound heard on auscultation through the abdominal wall between the fifth and sixth months of pregnancy.

uterism (*ū'-ter-izm*). Uteralgia.

uterismus (*ū-ter-is'-mus*). Uterine contraction of a spasmodic and painful character.

uteritis (*ū-ter-i'-tis*). Inflammation of the uterus. See *metritis.*

utero- (*ū-ter-o-*) [*uterus*]. A prefix denoting pertaining to the uterus.

uteroabdominal (*ū-ter-o-ab-dom'-in-al*) [*uterus; abdomen*]. Pertaining to the uterus and the abdomen.

uterocervical (*ū-ter-o-ser'-vik-al*). Relating to the uterus and the cervix of the uterus.

uterocolic (*ū-ter-o-kol'-ik*). Relating to the uterus and the colon.

uterofixation (*ū-ter-o-fiks-a'-shun*). See *hysteropexy.*

uterogastric (*ū-ter-o-gas'-trik*). Relating to the uterus and the stomach.

uterogestation (*ū-ter-o-jes-ta'-shun*) [*utero-; gestatio,* gestation]. Gestation within the cavity of the uterus; normal pregnancy.

uterointestinal (*ū-ter-o-in-tes'-tin-al*). Relating to the uterus and the intestine.

uteromania (*ū-ter-o-ma'-ne-ah*). See *nymphomania.*

uterometer (*ū-ter-om'-et-er*) [*utero-; μέτρον,* measure]. An instrument used to accurately measure the uterus and determine its position.

utero-ovarian (*ū-ter-o-o-va'-re-an*) [*utero-; ovary*]. Pertaining to the uterus and the ovary.

uteroparietal (*ū-ter-o-pa-ri'-et-al*) [*utero-; paries,* wall]. Pertaining to the uterus and the abdominal wall, applied to a form of hysteropexy.

uteropelvic (*ū-ter-o-pel'-vik*). Pertaining to the uterus and the pelvis.

uteropexia, uteropexy (*ū-ter-o-peks'-e-ah, ū'-ter-o-peks-e*). See *hysteropexy.*

uteroplacental (*ū-ter-o-pla-sen'-tal*) [*utero-; placenta*]. Pertaining to the uterus and the placenta. **u. vacuum,** the vacuum caused by the traction upon the funis of a detached placenta, causing it to cling to the uterine wall.

uteroplasty (*u-ter-o-plas'-te*) [*utero-; πλάσσειν,* to mold]. A plastic operation on the uterus.

uterorectal (*ū-ter-o-rek'-tal*). Relating to the uterus and the rectum.

uterosacral (*ū-ter-o-sa'-kral*) [*utero-; sacrum*]. Pertaining to the uterus and the sacrum.

uteroscope (*ū'-ter-o-skōp*) [*utero-; σκοπεῖν,* to inspect]. A uterine speculum.

uterotome (*ū'-ter-o-tōm*) [*utero-; τομή* a cutting]. A cutting instrument used in uterotomy. See *hysterotome.*

uterotomy (*ū-ter-ot'-o-me*). See *hysterotomy.*

uterotonic (*ū-ter-o-ton'-ik*). Supplying muscular tone to the uterus.

uterotractor (*ū-ter-o-trak'-tor*) [*utero-; trahere,* to draw]. A variety of forceps having several teeth on each blade employed in making traction on the cervix uteri.

uterotubal (*ū-ter-o-tū'-bal*). Relating to the uterus and the oviducts.

uterovaginal (*ū-ter-o-vaj'-in-al*). Relating to the uterus and vagina.

uteroventral (*ū-ter-o-vent'-ral*) [*utero-; venter,* the belly]. Relating to the uterus and the abdomen.

uterovesical (*ū-ter-o-ves'-ik-al*). Relating to the uterus and the bladder.

uterus (*ū'-ter-us*) [L.]. The womb; the organ of gestation, receiving the ovum in its cavity, retaining and supporting it during the development of the fetus, and becoming the principal agent in its expulsion during parturition. It is a pear-shaped, muscular organ, three inches long, two inches wide, and one inch thick, and is divided into three portions—the *fundus*, the *body*, and the *cervix*. The *fundus* is the upper and broad portion; the *body* gradually narrows to the *neck*, which is the contracted portion. The orifice, *os uteri*, communicates with the vagina. The inner surface is covered with mucous membrane continuous with that of the vagina. The outer surface of the fundus and body is covered with peritoneum. The whole organ is suspended in the pelvis by means of the broad ligaments. The Fallopian tubes enter, one on each side of the fundus, at the cornua of the organ. **u. acollis,** a uterus in which the vaginal part is absent. **u. arcuatus,** a subvariety of uterus bicornis in which there is merely a vertical depression in the middle of the fundus uteri. **u. bicornis,** a uterus divided into two horns or compartments on account of an arrest of development. **u. bicornis unicollis,** a variety of double uterus in which the cervix is large and single. **u., bifid.** See *u. septus*. **u. biforis,** one in which the external os is divided anteroposteriorly by a septum. **u. bilocularis, u., bipartite.** See *u. septus*. **u. biparititus unicollis,** one in which the cervix is simple and only the body of the uterus is double. **u. cordiformis,** a heart-shaped uterus, a form due to faulty development. **u. didelphys.** See *u. duplex*. **u. duplex,** a uterus that is double from failure of the Muellerian ducts to unite. **u., fetal,** one of defective development, in which the length of the cervical canal exceeds the length of the cavity of the body. **u., gravid,** a pregnant uterus. **u., infantile,** a uterus normally formed, but arrested in development. **u. masculinus,** a small culdesac situated at the middle of the highest portion of the crest of the urethra. It is the analogue of the uterus of the female. Syn., *prostatic vesicle; sinus pocularis; utricle*. **u. parvicollis,** a malformation described by Herman in which the vaginal portion is small but the body normal; also called *uterus acollis*. **u., sacciform, u., sacculated,** a sacculation of the retroverted pregnant uterus at term. **u., semiduplex,** one in which the two horns join at the os internum, and below the joint of junction there is no division at all, or a division not reaching to the os externum. **u. semipartitus.** See *u. subseptus*. **u. septus,** a uterus divided internally by a septum into two halves, more or less complete, anteroposteriorly. **u. subseptus,** one divided internally by an incomplete septum; it may start from the fundus and reach all the way, or be present in the cervix only. Also called *uterus semipartitus*. **u. unicornis,** a uterus having but a single lateral half with usually only one Fallopian tube; it is the result of faulty development.

utricle (*ū'-trik-l*) [*utriculus*, dim. of *uter*, a small bag]. 1. A delicate membranous sac communicating with the semicircular canals of the ear. 2. The uterus masculinus.

utricular (*ū-trik'-ū-lar*) [*utricle*]. 1. Pertaining to the utricle. 2. Shaped like a bladder.

utriculitis (*ū-trik-ū-ls'-tis*). Inflammation of the utricle.

utriculosaccular (*ū-trik-ū-lo-sak'-ū-lar*). Pertaining to the utricle and saccule of the ear.

utriculus (*ū-trik'-ū-lus*). See *utricle*. **u. hominis.** See *uterus masculinus*. **u. lacrymalis,** the lacrymal sac. **u. masculinus, u. prostaticus, u. urethræ. u. virilis.** See *uterus masculinus*.

utriform (*ū'-tre-form*) [*uter*, bag; *forma*, form]. Bladder-shaped.

uva (*ū'-vah*) [L.; *pl.*, *uvæ*]. A grape. **u. passa,** a raisin. **u. ursi,** the *Arctostaphylos uva-ursi*, or bearberry of the order *Ericaceæ*. Its leaves (*uva ursi*, U. S. P.; *uvæ ursi folia*, B. P.) contain a bitter, crystalline glucoside, arbutin, $C_{12}H_{16}O_7$, splitting up into glucose and hydroquinone, $C_6H_6O_2$. Uva ursi is astringent and tonic, and is used in chronic nephritis, pyelitis, cystitis, incontinence of urine, gleet, leukorrhea, etc. Dose 20 gr.–1 dr. (1.3–4.0 Gm.). **u. ursi, extract of.** Unof. Dose 15–30 gr. (1–2 Gm.). **u. ursi, fluidextract of** (*fluidextractum uvæ ursi*, U. S. P.). Dose 1 dr. (4 Cc.). **u. ursi, infusion of** (*infusum uvæ ursi*, B. P.). Dose 1–2 oz. (32–64 Cc.).

uvæ (*ū'-ve*) [*uva*, a grape]. Raisins. The ripe fruit of *Vitis vinifera*, imported from Spain. **u. passæ majores,** ordinary raisins. **u. passæ minores,** Corinth raisins, or true currants.

uvæformis (*ū-ve-for'-mis*) [*uva*, a grape; *forma*, form]. The middle layer of the choroid coat.

uvea (*ū'-ve-ah*) [*uva*]. The pigmented layer of the eye, the iris, ciliary body, and choroid.

uveal (*ū'-ve-al*) [*uvea*]. Pertaining to the uvea.

uveitic (*ū-ve-it'-ik*). Pertaining to, or resembling uveitis.

uveitis (*ū-ve-ī'-tis*) [*uvea*; *itis*, inflammation]. Inflammation of the uvea.

uveo-parotid fever (*ū'-ve-o-par-ot'-id*) [*uvea*; *parotid*]. An artificial form of mumps in which there is involvement of the eye (iridocyclitis).

uveoparotitis (*ū-ve-o-par-o-ti'-tis*). Same as uveoparotid fever.

uviform (*ū'-vi-form*) [*uva*, a grape; *forma*, form]. Like a grape or bunch of grapes.

uviol (*ū'-ve-ol*) [*u(ltra)-viol(et)*]. A kind of glass which allows the ultraviolet rays to pass through. **u. lamp,** a lamp with uviol glass, for supplying the ultraviolet rays.

uviolize (*ū'-ve-o-līz*). To submit to the action of the ultra violet rays.

uvula (*ū'-vū-lah*) [L.]. The conical appendix hanging from the free edge of the soft palate and formed by muscles (azygos uvulæ, levator and tensor palati), mucous membrane, and connective tissue. **u. cerebelli,** a small lobule of the inferior vermis of the cerebellum, forming the posterior boundary of the fourth ventricle. **u. palatina,** the uvula. **u.-twitch,** an expedient for keeping the uvula forward in posterior rhinoscopy. **u. vermis,** uvula of the vermis, *u. cerebelli*. **Lieutaud's u.,** a ridge along the middle of the trigone of the bladder. **u. vesicæ,** a prominence at the internal orifice of the urethra.

uvulæ (*ū'-vū-le*). The azygos uvulæ muscle. See *muscles*.

uvulaptosis, uvulaptosis. See *uvuloptosis*.

uvular (*ū'-vū-lar*). Pertaining to the uvula.

uvularis (*ū-vū-la'-ris*) [*uvula*]. The azygos uvulæ muscle. See under *muscle*.

uvulitis (*ū-vū-li'-tis*) [*uvula*; *itis*, inflammation]. Inflammation of the uvula.

uvuloptosis, uvulaptosis (*ū-vū-lop-to'-sis, ū-vū-lap-to'-sis*) [*uvula*; *πτῶσις*, falling]. A relaxed and pendulous condition of the uvula.

uvulotome, uvulatome (*ū'-vū-lot-ōm, ū'-vū-lat-ōm*) [see *uvulotomy*]. An instrument used in performing uvulatomy.

uvulotomy, uvulatomy (*ū-vū-lot'-o-me, ū-vū-lat'-o-me*) [*uvula; τομή*, a cutting]. The operation of cutting off the uvula.

uzara (*ū-sah'-rah*). A preparation from the root of an African plant belonging to the *Asclepiadaceæ*, used in bacillary dysentery and in diarrhea, and said to contain no tannin.

uzaron (*ū'-zar-on*). Trade name of an extract of uzara.

V. 1. Abbreviation of *vision* or *acuity of vision*, also of *volt*. 2. The chemical symbol of *vanadium*.

vaccigenous (*vak-sij'-en-us*) [*vaccine*; γεννᾶν, to produce]. Producing or cultivating vaccine virus.

vaccin (*vak'-sin*) [*vacca*, a cow]. See *vaccine*.

vaccina (*vak-si'-nah*). See *vaccinia*.

vaccinable (*vak'-sin-a-bl*) [*vaccine*]. Susceptible of successful vaccination.

vaccinal (*vak'-sin-al*) [*vaccine*]. Pertaining to vaccination or to vaccine. **v. fever**, a mild fever after vaccination.

vaccinate (*vak'-sin-āt*) [*vaccine*]. 1. To inoculate with the virus of vaccinia. 2. To inoculate with any virus in order to produce immunity against an infectious disease.

vaccination (*vak-sin-a'-shun*) [*vaccinate*]. 1. Inoculation with the virus of cowpox in order to protect against smallpox. 2. Inoculation with any virus to produce immunity against an infectious disease. **v., animal.** See *v., bovine.* **v., arm-to-arm**, that method of vaccination in which the virus is carried from the arm of one patient to that of another. **v., bovine**, that practised by the aid of vaccine-lymph cultivated in bovine animals. **v., compulsory**, the law compelling the vaccination of infants within a certain period after birth. **v., Jennerian**, vaccination (1). **v.-rash**, a rash sometimes following vaccination; it is usually transitory but sometimes assumes an eczematous or erythematous form. It may also be syphilitic. **v.-syphilis.** See *vaccino-syphilis.*

vaccinationist (*vak-sin-a'-shun-ist*). An advocate of Jennerian vaccination.

vaccinator (*vak'-sin-a-tor*)[*vaccinate*]. 1. One who vaccinates. 2. An instrument used for vaccinating.

vaccine (*vak'-sēn*) [*vacca*, a cow]. 1. Lymph from a cowpox vesicle. 2. Any substance used for preventive inoculation. **v., autogenous**, a vaccine made from a culture obtained from the patient himself. **v., bacterial**, an emulsion of dead bacteria in normal salt solution used hypodermically for the purpose of raising the opsonic index of a patient suffering from infection by the same bacteria; and see *bacterine.* **v., body**, cytorrhyctes. **v., bovine, that derived from the cow. v., corresponding**, a vaccine prepared from vaccine of the same species as those causing an infection, but not derived from the patient himself. **v.-farm**, a farm upon which vaccine virus is systematically produced and collected. **v., Haffkine's, v., Wright's.** See *Haffkine, Wright.* **v., heterogenous**, one prepared from organisms derived from some source other than the patient in whose treatment they are to be used; the source is usually a "stock" culture. **v., humanized**, that from vaccinal vesicles of man. **v., lymph**, the virus of vaccine. **v., mixed**, a vaccine prepared from more than one species of bacteria. **v., multivalent.** Same as *v., polyvalent.* **v., point**, a slip of quill or bone coated at one end with vaccine lymph. **v., polyvalent**, a bacterial vaccine made from cultures of two or more strains of the same species of bacteria. **v. rash**, an erythema after vaccination. **v., stock**, Same as *vaccine, corresponding.* **v., virus**, the virus of vaccinia.

vaccinella (*vak-sin-el'-ah*) [*vaccinia*]. Spurious vaccinia. A secondary eruption sometimes following cowpox.

vaccinia (*vak-sin'-e-ah*) [*vacca*, a cow]. Cowpox, a contagious disease of cows transmissible to man by vaccination and conferring immunity against small-pox. In the human subject inoculated with cowpox a small papule appears at the site of inoculation in from one to three days, which becomes a vesicle about the fifth day, and at the end of the first week is pustular, umbilicated, and surrounded by a red areola. Desiccation begins in the second week and a scab forms, which soon falls off, leaving a white, pitted cicatrix.

vacciniculturist (*vak-sin-e-kul'-tū-rist*). One who keeps a farm for heifers to be used in the production of vaccine.

vaccinifer (*vak-sin'-if-er*) [*vaccine; ferre*, to bear]. A person or animal from whom vaccine-virus is taken; a vaccine-point.

vacciniform (*vak-sin'-if-orm*) [*vaccine; forma*, form]. Resembling vaccinia.

vacciniin (*vak-sin'-e-in*). The same as *arbutin.*

vaccinin (*vak'-sin-in*). 1. A homeopathic attenuation of cowpox virus. 2. An active principle from the *Vaccinium vitis idæa*, the whortleberry.

vacciniola (*vak-sin-i'-o-lah*) [dim. of *vaccinia*]. A secondary eruption, sometimes following vaccinia, and resembling the eruption of smallpox.

vaccinism (*vak'-sin-izm*). The theory of the efficacy of vaccination.

vaccinist (*vak'-sin-ist*). A practiser or defender of vaccination; one who believes in the efficacy of vaccination.

Vaccinium (*vak-sin'-e-um*) [L., "blueberry"]. A genus of plants to which belong the cranberry, blueberry, bilberry, etc., of many species. *V. crassifolium* is used in catarrhal inflammations of the urinary tract. *V. myrtillus*, the bilberry, is indigenous to Europe, and yields fruits which are dried for use in decoction for diarrhea and leukoplakia; the leaves are used in diabetes. An extract, *extractum myrtilli winternitzi*, is a specific for stomatitis and a prominent remedy for affections of the mouth and tongue. Paint the affected parts every hour.

vaccinization (*vak-sin-i-za'-shun*). Thorough vaccination by repeated inoculations.

vaccinogen (*vak-sin'-o-jen*) [*vaccine*; γεννᾶν, to produce]. The person or animal from which or from whom vaccine virus is taken.

vaccinogenous (*vak-sin-oj'-en-us*). See *vaccigenous.*

vaccinoid (*vak'-sin-oid*) [*vaccine*; εἶδος, form]. Resembling vaccinia; vaccinella.

vaccinophobia (*vak-sin-o-fo'-be-ah*) [*vaccine; φόβος*, fear]. Morbid dread of vaccination.

vaccinostyle (*vak-sin'-o-stile*) [*vaccine; stylus*, a pointed instrument]. A small metallic lance for use in vaccinating.

vaccinosyphilis (*vak-sin-o-sif'-il-is*) [*vaccine; syphilis*]. Syphilis conveyed by vaccination with contaminated virus, or by a contaminated instrument.

vaccinotherapy (*vak-sin-o-ther'-ap-e*). The therapeutic use of bacterial vaccines.

vacillatio (*vas-sil-a'-she-o*) [*vacillare*, to stagger]. Staggering, swaying. **v. dentium**, looseness of the teeth.

vacuolar (*vak'-ū-o-lar*) [*vacuole*]. Pertaining to or of the nature of a vacuole.

vacuolate, vacuolated (*vak'-ū-o-late, vak'-ū-o-la-ted*). Having or pertaining to vacuoles.

vacuolated (*vak'-ū-o-la-ted*). Of a cell, containing one or more vacuoles.

vacuolation (*vak-ū-o-la'-shun*) [*vacuole*]. The formation of vacuoles; the state of being vacuolated.

vacuole (*vak'-ū-ōl*) [*vacuus*, empty]. A clear space in a cell. **v., contractile**, a vacuole in the protoplasm of certain protozoa, which gradually increases in size and then collapses. **v., diffusion**, in the *in vitro* method of examining living cells, minute droplets of the surrounding colored liquid which have been absorbed by the cell.

vacuolization (*vak-ū-o-li-za'-shun*). Same as *vacuolation*.

vacuum (*vak'-ū-um*) [L.]. A space from which the air has been exhausted. **v., high**, a vacuum in which the exhaustion of air has been very great. **v., plate**, in dentistry, a term applied to a plate on which artificial teeth are mounted, having an air chamber to assist in its retention in the mouth. **v., Torricellian**, the vacuum above the mercury in the tube of a barometer. **v.-tube**, a tube from which as much air as possible has been removed, used in production of roentgen rays, and for other purposes.

vadum (*va'-dum*) [L., a shallow] Plural, *vada*. A shallow in the depths of any fissure of the brain.

vagabond's disease. Parasitic melanoderma, a pigmentation of the skin from chronic irritation by pediculi.

vagal (*va'-gal*) [*vagare*, to wander]. Pertaining to the vagus nerve. **v. attack**, a condition characterized by a feeling as of impending death, dyspnea, cardiac discomfort and a sinking sensation; supposed to be due to vasomotor spasm.

vagina (*va-ji'-nah*) [L.]. 1. A sheath. 2. The musculomembranous canal extending from the vulvar opening to the cervix uteri, insheathing the latter and the penis during copulation. **v. bulbi**. See *v. oculi*. **v., bulb of**, bulbus vestibuli, a small body of erectile tissue on each side of the vestibule of the vagina. **v. cordis**, the pericardium. **v. femoris**, the fascia lata of the thigh. **v. oculi**, Tenon's capsule.

vaginal (*vaj'-in-al*) [*vagina*]. 1. Pertaining to or of the nature of a sheath, as the *vaginal* tunic (tunica vaginalis of the testicle). 2. Pertaining to the vagina.

vaginalectomy (*vaj-in-al-ek'-to-me*). See *vaginectomy* (2).

vaginalis (*vaj-in-a'-lis*) [*vagina*]. Vaginal.

vaginalitis (*vaj-in-al-i'-tis*) [*vaginalis*, of a sheath; *ιτις*, inflammation]. Inflammation of the tunica vaginalis of the testicle.

vaginant (*vaj'-in-ant*) [*vaginare*, to sheath]. Sheathing; vaginal.

vaginapexy (*vaj-in-a-pek'-se*). 1. See *vaginopexy*. 2. See *colpopexy*.

vaginate (*vaj'-in-āt*) [see *vaginant*]. Sheathed.

vaginectomy (*vaj-in-ek'-to-me*) [*vagina; ἐκτομή*, excision]. 1. Excision of the vagina. 2. Excision of the tunica vaginalis.

vaginicoline (*vaj-in-ik'-o-līn*) [*vagina*, vagina; *colere*, to inhabit]. Living in the vagina, as an animalcule.

vaginiferous (*vaj-in-if'-er-us*) [*vagina*, vagina; *ferre*, to bear]. Producing or bearing a vagina.

vaginigluteus, vaginiglutæus (*vaj-in-i-gloo-te'-us*) [*vagina; gluteus*]. The tensor vaginæ femoris. See under *muscle*.

vaginismus (*vaj-in-iz'-mus*) [*vagina*]. Painful spasm of the vagina. **v., mental**, that due to extreme aversion to the sexual act. **v., perineal**, that due to spasm of the perineal muscles. **v., posterior**, that due to spasm of the levator ani muscle. **v., vulvar**, that due to spasm of the levator ani.

vaginitis (*vaj-in-i'-tis*) [*vagina; ιτις*, inflammation]. 1. Inflammation of the vagina. 2. Inflammation of a sheath.

vagino- (*vaj-in-o*) [*vagina*]. A prefix denoting pertaining to the vagina.

vaginoabdominal (*vaj-in-o-ab-dom'-in-al*). Relating to the vagina and abdomen.

vaginocele (*vaj'-in-o-sēl*) [*vagino-; κηλή*, a hernia, or tumor]. Colpocele.

vaginodynia (*vaj-in-o-din'-e-ah*) [*vagino-; ὀδύνη*, pain]. Neuralgic pain of the vagina.

vaginofixation (*vaj-in-o-fiks-a'-shun*) [*vagino-; fixation*]. 1. An operation whereby the vagina is rendered immovable. 2. Vaginal hysteropexy.

vaginolabial (*vaj-in-o-la'-be-al*). Vaginovulvar.

vaginomycosis (*vaj-in-o-mi-ko'-sis*). Mycosis affecting the vagina.

vaginoperitoneal (*vaj-in-o-per-it-o-ne'-al*). Relating to the vagina and the peritoneum.

vaginopexy (*vaj'-in-o-peks-e*) [*vagino-; πῆξις*, a fixing] 1. The preservation of the tunica vaginalis which results from extraserous transplantation of the testicle in cases of varicocele. 2. Vaginofixation.

vaginoplasty (*vaj-in-o-plas'-te*) [*vagina-; πλάσσειν*, to form]. A plastic operation on the vagina.

vaginoscope (*vaj'-in-o-skōp*) [*vagino-; σκοπεῖν*, to view]. A vaginal speculum.

vaginoscopy (*vaj-in-os'-ko-pe*) [*vagino-; σκοπεῖν*, to view]. Inspection of the vagina.

vaginotome (*vaj'-in-o-tōm*) [*vagino-; τομή*, a cutting]. An instrument for incising the vagina.

vaginotomy (*vaj-in-ot'-o-me*) [*vagino-; τομή*, section]. Incision of the vagina; colpotomy

vaginovesical (*vaj-in-o-ves'-ik-al*). See *vesicovaginal*.

vaginovulvar (*vaj-in-o-vul'-var*). See *vulvovaginal*.

vagitis (*vaj-i'-tis*) [*vagus; ιτις*, inflammation]. Inflammation of the vagus (tenth cranial) nerve.

vagitus (*va-ji'-tus*) [*vagire*, to cry]. The cry of an infant. **v. uterinus**, the cry of a child while still in the uterus. **v., vaginalis**, the cry of a child while the head is still in the vagina.

vagoaccessorius (*va-go-ak-ses-o'-re-us*). The vagus and accessorius nerves considered as one.

vagoglossopharyngeal (*va-go-glos-so-far-in'-je-al*). Pertaining to the vagus and the glossopharyngeal nerves.

vagotomized (*va-got'-om-izd*). Applied to an animal in which the vagi nerves have been severed intentionally.

vagotomy (*va-got'-o-me*) [*vagus; τομή*, a cutting]. Division of the vagus nerve.

vagotonia, vagotony (*va-go-to'-ne-ah, va-got'-o-ne*) [*vagus; τόνος*, tension]. Irritability of the vagus nerve.

vagotonic (*va-go-ton'-ik*). Pertaining to or characterized by vagotonia.

vagotonine (*vag-ot'-o-nēn*) [*vagus*]. An endocrine principle which used with insulin, increases the effect of the latter.

vagrant (*va'-grant*) [*vagare*, to wander]. Wandering, as a vagrant cell. **v.'s disease**, a discoloration of the skin occurring especially in elderly persons who are uncleanly and louzy.

vagus (*va'-gus*) [*vagare*, to wander]. The pneumogastric nerve. See under *nerve*. **v.-pneumonia**, pneumonia following section of the vagi in the lower animals, and due to the aspiration of food into the air-passages. **v.-pulse**, a slow pulse due to the inhibitory action of the vagus on the heart.

valamin (*val'-am-in*). Valeric acid ester of amyl hydrate, said to be sedative and hypnotic.

Valangin's solution (*va-lan'-jin*) [Francis Joseph Pahud de *Valangin*, English physician, 1725–1805]. A sol. of arsenic trioxide in dilute hydrochloric acid; the liquor acidi arsenosi of U. S. P.

valdivin (*val'-div-in*). An emetic principle derived from the fruit of *Simaba valdivia*.

valence, valency (*va'-lens, va'-len-se*) [*valere*, to be worth]. The relative combining capacity of an atom compared with that of the atom of hydrogen.

Valenta's test for fats (*val-en'-tah*). Mix thoroughly in a test-tube equal volumes of fat and glacial acetic acid, sp. gr. 1.0562; apply heat if the oil does not dissolve in the cold. Three classes of oils are distinguished, according as solution takes place at ordinary temperatures, at temperatures up to the boiling-point of glacial acetic acid, or whether even then solution is incomplete. In the case of oils dissolving upon application of heat, the temperature is observed at which upon cooling turbidity appears.

Valentin's corpuscles (*val'-en-tin*) [Michael Bernard *Valentin*, German anatomist, 1657–1729]. Small bodies, said to be amyloid, occasionally found in nerve tissue. **V.'s ganglion**, a gangliform enlargement found occasionally above the root of the second bicuspid, at the junction of the middle and posterior dental nerves; *root*, posterior and middle dental nerves; *distribution*, filaments to the teeth. **V.'s limiting membrane.** See *Schwann, sheath of*.

Valentine's reaction for fuchsin. Upon shaking ether with a solution containing fuchsin the ether does not dissolve the coloring-matter, but upon adding ferrous iodide the ether is colored violet.

valeral (*val'-ur-al*), C_4H_9COH. Isovaleric aldehyde, or amyl aldehyde, an oxidation product of amyl alcohol.

valeraldehyde (*val-ur-al'-de-hīd*). Amyl aldehyde, $C_4H_9.COH$.

valeraldine (*val-ur-al'-dēn*). A synthetic alkaloid formed from valeral ammonia by the action of hydrogen sulphide.

valerate (*val'-er-āt*). Any salt of valeric acid; same as valerianate.

valerene (*val'-ur-ēn*). Amylene.

valerian (*val-e'-re-an*). A plant of the genus *Valeriana*. The root of *Valeriana officinalis* (*valeriana*, U. S. P.; *valerianæ rhizoma*, B. P.) contains a volatile oil, from which valeric acid is obtained. Valerian is employed as a mild nervous stimulant in hysteria, migraine, low fevers, etc. Dose 30 gr. (2 Gm.). **v., fluid-extract of** (*fluidextractum valerianæ*, U. S. P.). Dose 1 dr. (4 Cc.). **v., infusion of** (*infusum valerianæ*, B. P.). Dose 1–2 oz. (32–64 Cc.). **v., oil of** (*oleum valerianæ*, B. P.). Dose 4–5 min. (0.26–0.32 Cc.). **v., tincture of** (*tincture valerianæ*, U. S. P., B. P.). Dose 1–3 dr. (4–12 Cc.). **v., tincture of, ammoniated** (*tinctura valerianæ ammoniata*, U. S. P., B. P.). Dose 1–3 dr. (4–12 Cc.).

Valeriana (*va-le-re-a'-nah*). A genus of plants; also the rhizome and rootlets of *V. officinalis;* it is an antispasmodic and stimulant. See *valerian*.

valerianate (*val-e'-re-an-āt*). A salt of valerianic acid; those of ammonium, iron, quinine, and zinc are official.

valeric acid, valerianic acid (*va-le'-rik, val-e-re-an'-ik*). See *acid, valeric*.

valeridin (*val-er'-id-in*). See *valeryl-phenetidin*.

valerol (*val'-er-ol*). A clear oily liquid of unpleasant odor from valerian; valerian camphor.

valerophen (*va-ler'-o-fen*). A phenolphthalein methyl derivative of valeric acid.

valerydine (*val-er'-id-ēn*). Valeridin.

valeryl (*val'-er-il*) The radical C_5H_9O. **v.-phenetidin,** $C_6H_4(OC_2H_5)NH.C_5H_9O$; it is sedative and antineuralgic. Dose 8–15 gr. (0.5–1.0 Gm.).

valetudinarian (*val-et-ū-din-a'-re-an*) [*valetudinarius; valetudo*, health]. An invalid.

valeur globulaire (*val'-er glob-u-lair'*) [Fr. "*globular value*"]. The proportion of hemoglobin to the number of red corpuscles, expressed in terms of the amount of hemoglobin in an individual corpuscle The color index.

valgoid (*val'-goid*) [*valgus; εἶδος*, likeness]. Resembling valgus.

valgus (*val'-gus*) [L., bow-legged]. 1. Bow-legged. 2. A condition in which the arch of the foot is depressed so that the inner side of the sole rests upon the ground. Syn., *genu varum; splay-foot; talipes valgus*.

validol (*val'-id-ol*) [*valerian; menthol*]. The chemically pure combination of menthol and valeric acid with the addition of 30 % free menthol. It is a colorless, somewhat viscous fluid, with a pleasant odor and cooling taste. It is claimed to have powerful analeptic and carminative properties, and is an excellent solvent and vehicle for menthol. It is also employed as an antispasmodic; in migraine; as a specific in alcoholic intoxication; as a prophylactic against sea-sickness, etc. Dose 10–15 drops daily on sugar. **v., camphorated,** validol containing 10 % of camphor, used in scotoma scintillans. Dose 10–15 drops.

valin (*val'-in*). $(CH_3)_2.CH.CHNH_2.COOH$. Alpha aminoisovaleric acid.

valisan (*val'-is-an*). Trade name of bromoisovaleric ester of borneol.

vallate (*val'-āt*) [*vallum*, rampart]. Surrounded with a walled depression; cupped. And see *circumvallate*.

vallecula (*val-ek'-ū-lah*) *vallis*, a valley; *pl., valleculæ*]. A shallow groove or depression. **v. cerebelli**, the depression between the cerebellar hemispheres. **v. epiglottica**, a depression between the lateral and median glosso-epiglottic folds on each side. **valleculæ linguæ**, the glosso-epiglottic fossæ. **v. ovata**, the fissure of the liver which contains the gall-bladder. **v. Sylvii**, a cerebral

depression which develops into the fissure of Sylvius. **v. unguis,** the depression in the skin for the root of the nail.

Valleix's points douloureux (*val-lay'*) [François Louis Isidore *Valleix,* French physician, 1807–1855]. Painful points found in peripheral neuralgias where the nerves pass through openings in fascia or issue from bony canals.

Vallet's mass (*val-la*). Massa ferri carbonatis. Ferrous sulphate, 100; sodium carbonate, 110; honey, 38; sugar, 25; syrup and distilled water, of each, enough to make 100 parts.

valley of the cerebellum. See *vallecula cerebelli.*

Valli-Ritter's law. See *Ritter-Valli's law.*

vallis (*val'-is*). See *vallecula cerebelli.* **v. alarum,** valley of the arm-pits; the axilla. **v. femorum,** the vulva.

vallum (*val'-um*) [L.]. The supercilium or eyebrow. **v. unguis,** the nail wall.

valofin (*val'-of-in*). Trade name of an analgesic containing valerian root and peppermint.

valoid (*val'-oid*) [*valere,* to be equal]. 1. Trade name applied to certain galenical preparations. 2. A name for certain fluidextracts, equal weights of which and of the drugs from which they are prepared, have the same strength.

valonia (*val-o'-ne-ah*) [βάλανος, an acorn]. The acorn cups of *Quercus ægilops;* it is used as an astringent in diarrhea.

Valsalva's antrum (*val-sal'-vah*) [Antoine Marie *Valsalva,* Italian anatomist, 1666–1723]. The tympanic antrum. **V.'s experiment,** strong expiratory efforts made while the mouth and nose are closed cause at first an increase, and when continued, finally a diminution, of blood-pressure. The phenomenon is due to reflex actions of the vasomotor center through the pulmonary nerves. **V.'s ligaments,** the extrinsic ligaments of the pinna of the ear. **V.'s liquor.** See *Scarpa's liquor.* **V.'s method** of treating internal aneurysm, by general depletion, such as purging, bleeding, and restricted diet. **V.'s sinus,** one of the pouch like dilatations of the aorta or pulmonary artery opposite the segments of the semilunar valves. **V.'s test,** inflation of the tympanic cavity with air by means of forcible expiratory efforts made while the nose and mouth are tightly closed. Perforation of the tympanic membrane may be detected by this test.

valsol (*val'-sol*). An ointment-vehicle consisting of a mixture of oxygenized hydrocarbons, which forms an emulsionized mass with water and readily dissolves iodine, iodoform, ichthyol, etc

Valsuani's disease. Pernicious progressive anemia occurring in pregnancy.

value, globular. A fraction of which the numerator is the percentage of hemoglobin and the denominator the percentage of red corpuscles It indicates the percentage of hemoglobin in a corpuscle. Syn., *valeur globulaire.*

valule (*val'-ūl*). Trade name for capsules containing divided doses of a substance.

valva (*val'-vah*) [*valva,* the leaf of a door; *pl.,* *valvæ*]. A valve. **v. Tulpii,** the ileocecal valve.

valval, valvar (*val'-val, val'-var*) [*valva,* valve]. Pertaining to a valve.

valvate (*val'-vate*) [*valva,* the leaf of a door]. Resembling or functioning as a valve; provided with a valve.

valve (*valv*) [*valva,* a door]. 1. A device placed in a tube or canal so as to permit free passage one way, but not in the opposite direction. 2. A fold of membrane acting as a valve, as *valve* of the heart. **v. Amussat's.** See *Heister's valve.* **v., aortic,** the valve consisting of three semilunar segments, situated, at the junction of the aorta with the heart. **v.s, auriculoventricular,** the mitral and tricuspid valves. **v., Bauhin's,** the ileocecal valve. **v., bicuspid.** See *v., mitral.* **v., coronary,** the valve protecting the orifice of the coronary sinus and preventing regurgitation of blood during the contraction of the right auricle. **v., Eustachian,** that between the inferior vena cava and the right auricle of the fetus. **v. of Hasner,** an imperfect valve at the inferior meatus of the nose. **v., Heister's,** a fold of mucous membrane at the neck of the gall-bladder. **v. of Houston,** three oblique folds in the mucous membrane of the rectum at about the level of the prostate. **v., ileocecal,** the folds of mucous membrane at the junction of the ileum and cecum. **v. of Kerkring,** any one of the valvulæ conniventes (*q. v.*). **v.s., laryngeal,** a term applied to the superior or false vocal bands because of their supposed use in holding the breath. **v., mitral,** the valve that controls the opening from the left auricle to the left ventricle; it is constituted of two leaflets. **v., pulmonary, v., pulmonic,** the valve composed of three semilunar leaflets, and situated at the junction of the pulmonary artery and the right ventricle. **v.'s rectal,** semilunar folds fixed to the rectum by their convex borders, occupying in their attachments from one-third to one-half the circumference of the gut. They are composed of a duplicature of the mucous membrane inclosing some cellular tissue and a few circular fibers. The margins and diameters of these pass each other when the rectum is empty and present an additional barrier to the involuntary evacuation of the feces, retarding downward movement. **v.s, semilunar,** the three valves guarding the orifice of the pulmonary artery and aorta. **v.s, sigmoid.** See *v.s, semilunar.* **v.-test, Azoulay's,** auscultation of the heart while the patient is lying with the arms raised perpendicularly and the legs lifted obliquely. **v. of Thebesius,** the coronary valve or fold of the endocardium of the right auricle which protects the coronary sinus. **v., tricuspid,** that which controls the opening from the right auricle to the right ventricle; it consists of three segments. **v. of Varolius,** the ileocecal valve. **v. of Vieussens,** a thin leaf of medullary substance forming the roof of the anterior portion of the fourth ventricle of the brain.

valved (*valv'-ed*). Valvate.

valveless (*valv'-les*). Without valves, (such as the portal and some other veins).

valviform (*val'-vif-orm*) [*valva,* valve; *forma,* form]. Valvular.

valvotomy (*val-vot'-o-me*) [*valva,* valve; τομή, incision]. Cutting a valve; especially the valves of the rectum.

valvula (*val'-vū-lah*) [dim. of *valva,* a valve; *pl.,* *valvulæ*]. 1. A small valve. 2. The superior medullary velum. **v. bicuspidalis,** the mitral valve. **v. cæci** or **coli,** the ileocecal valve. **v. cerebelli,** valve of Vieussens. **v. Eustachii,** the Eustachian valve. **v. fossæ navicularis,** the valve of Guerin. **v. lacrimalis inferior,** the plica lacrimalis or valve of Hasner **v. processus vermiformis,** a fold of mucous membrane at the opening of the appendiceal canal. **v. pylori,** circular fold of mucous membrane at the pyloric orifice. **v. semilunaris,** one of the semilunar valve leaflets of the heart. **v. sinus coronarii,**

the coronary valve or valve of Thebesius. **v. sinus sinistri,** the interauricular valve. **v. spiralis,** the valve of Heister. **v. tricuspidalis,** the tricuspid valve. **v. vaginæ,** the hymen. **v. venæ cavæ inferioris,** the Eustachian valve. **v. vestibuli sinistra,** the right venous valve of the embryonic heart.

valvulæ (*val'-vū-le*) [*pl.* of *valvula*]. **valvulæ conniventes,** the transverse folds of mucous membrane of the small intestine. Syn., *valves of Kerkring.* **valvulæ cuspidales,** the mitral and tricuspid valves.

valvular (*val'-vū-lar*) [*valve*]. Pertaining to or originating at a valve.

valvule (*val'-vūl*) [*valvula*]. A small valve.

valvulitis (*val-vū-li'-tis*) [*valve; ιτις*, inflammation]. Inflammation of a valve, especially of a cardiac valve.

valvulotome (*val'-vū-lo-tōm*) [*valvula; τόμη*, a cutting]. An instrument used for cutting a valve.

valyl (*val'-il*), $CH_3.CH_2.CH_2N(C_2H_5)_2$, valerianic-acid diethylamide; a colorless, limpid fluid, used in nervous diseases. Dose 2 gr. (0.125 Gm.) in capsule three times daily.

valylene (*val-il'-ēn*), C_5H_6. A hydrocarbon with an alliaceous odor, a homologue of vinyl acetylene; pentone.

valzin (*val'-zin*). See *sucrol.*

vampirism (*vam'-pi-rizm*). 1. The insane belief that one's blood is being sucked by another person at night. 2. Necrophilism.

vanadate (*van'-ad-āt*). A salt of vanadic acid.

vanadic acid (*van-ad'-ik*), H_3VO_4. An acid derived from vanadium; it forms salts called vanadates.

vanadin (*van'-ad-in*). A remedy recommended in pulmonary tuberculosis, said to consist of a solution of a vanadium salt with sodium chloride.

vanadium (*van-a'-de-um*) [*Vanadis*, a goddess of Scandinavian mythology]. A rare metallic element. Symbol, V; atomic weight, 51. See *elements, table of chemical.*



William H Van Buren

Van Buren's disease (*van-bū'-ren*) [William Holme *Van Buren*, American surgeon, 1819–1883]. Chronic circumscribed infiltration of the corpus cavernosum, one of the erectile bodies of the penis. **V. B.'s operation,** *for prolapse of the anus;* a linear cauterization of the mucosa with the Paquelin's cautery.

Van Deen's test for blood in the urine [Izaak *Van Deen*, Dutch physician, 1804–1869]. The addition of 2 Cc. of tincture of guaiac and 2 Cc. of old oil of turpentine produces a blue color in the presence of blood or pus.

Van den Bergh's test for jaundice (*van'-den-berg*) [Hijmans *Van den Bergh*,]. One Cc. of blood serum is added to 1 Cc. of freshly prepared reagent. In a positive test there may be:—(1) *Immediate direct action,* in which there is an immediate bluish-violet coloration; this occurs in destructive jaundice. (2) *Delayed direct reaction,* in which a reddish coloration turning to violet develops in 1 to 15 minutes; this occurs in hemolytic jaundice. (3) *Biphasic reaction,* in which the reddish coloration appears but takes much longer to turn to violet. An *indirect reaction* occurs when the serum is mixed with twice its volume of 96% alcohol and centrifuged; 1 Cc. of this mixture is added to 0.25 Cc. of the reagent; the violet-color reaches its greatest intensity at once. A negative direct test coupled with a positive indirect test is suggestive of hemolytic jaundice. The reagent consists of two solutions: A. Sulphanilic acid, 1 gram; concentrated HCl, 15 Cc.; distilled water, 1000 Cc. B. Sodium nitrite, 0.5 gram; distilled water 100 Cc. Mix 25 Cc. of A and 0.75 Cc. of B immediately before making the test.

Vandellia (*van-del'-e-ah*) [— *Vandelli*, Italian botanist]. A genus of scrophulariaceous plants. **V. diffusa,** of S. America, is emetic and purgative, and said to be useful in hepatic and intestinal diseases.

Van der Kolk's law. See *Kolk's law.*

Van Ermengem's method [Emile P. *Van Ermengem*, Belgian bacteriologist, 1851–]. For staining flagella. A complicated method requiring three solutions: (1) 20% tannic acid solution 60 Cc., 2% osmic acid solution 30 Cc., glacial acetic acid 5 drops. (2) Silver nitrate, 3 to 5% solution. (3) Gallic acid 5 Gm., tannic acid 3 Gm., fused potassium acetate 10 Gm., distilled water 350 Cc.

Van Gehuchten's fixative and hardening fluid. [Arthur *Van Gehuchten*, Belgian anatomist, 1861–1915]. Consists of glacial acetic acid, 10 parts; chloroform, 30 parts; absolute alcohol, 60 parts.

Van Gieson's stain (*van-ge'-zon*) [Ira *Van Gieson*, American histologist, 1865–1913]. Saturated aqueous solution of picric acid 100 Cc., with 5 Cc. of a 1% solution of acid fuchsin.

Van Harlingen's formula. It consists of 1 dram of precipitated sulphur, with 5 gr. of powdered camphor, 10 of powdered gum tragacanth, and

vamianine (*vam-e-an'-in*). Trade name of a preparation in ended for use in syphilis and chronic skin lesions

vampire (*vam'-pīr*). A bat; either *Desmodus rufus,* or *Diphyla caudate.*

vanadarsin (*van-ad-ar'-sin*). Trade name of a preparation of vanadium arsenic.

vanadiumism (*van-a'-de-um-izm*) [*vanadium*]. A chronic form of intoxication due to the absorption of vanadium; it occurs in workers using the metal or its compounds.

one ounce each of rose-water and lime water. Used in treatment of acne rosacea.

Van Helmont's mirror (*van-hel'-mont*) [Jean Baptiste *Van Helmont*, Belgian physician, 1577–1644]. The central tendon of the diaphragm.

Van Hook's operation [Weller *Van Hook*, American surgeon]. Ureteroureterostomy.

Van Hoorne's canal [John *Van Hoorne*, Dutch anatomist, 1621–1670]. Thoracic duct.

vanilla (*van-il'-ah*) [L.]. A genus of plants of the order *Orchideæ*. The fruit of *V. planifolia* is the vanilla of the U. S. P. It contains from 1 to 3 % of vanillin (*q. v.*). Vanilla is used as a flavoring agent, and as an ingredient of a test-solution for hydrochloric acid. **v., tincture of** (*tinctura vanillæ*, U. S. P.), vanilla, sugar, alcohol, and water.

vanillin (*van-il'-in*). *Vanillinum* (U. S. P.), $C_8H_8O_3$, an aromatic crystalline principle, the methyl ether of protocatechuic aldehyde. Dose ½ gr. (0.03 Gm.) **v.-paraphenetidin,** a crystalline condensation-product of vanillin with paraphenetidin; it is hypnotic, antineuralgic, and styptic. Dose 24–30 gr. (1.5–2.0 Gm.).

vanillism (*van-il'-izm*) [*vanilla*]. A form of dermatitis characterized by marked itching, occurring among vanilla workers.

Van Swieten's liquor, Van S.'s solution (*van-sve'-tens*) [Gérard *Van Swieten*, Dutch physician, 1700–1772]. A solution of mercuric chloride 2 gr., alcohol 3 dr., distilled water sufficient to make 4 oz.

Van't Hoff's law [Jacobus Henricus *Van't Hoff*, Dutch chemist, 1852–1911]. The osmotic pressure exerted by any substance in solution is the same as it would exert if present as a gas in the same volume as that occupied by the solution, provided that the solution is so dilute that the volume occupied by the solute is negligible in comparison with that occupied by the solvent. **V. H.'s Solution,** calcium chloride 2, potassium chloride 2.2, magnesium chloride 7.8, magnesium sulphate 3.8, sodium chloride 100.2, water 1000.

Vanzetti's sign (*van-tset'-e*) [Tito *Vanzetti*, Italian surgeon, 1809–1888]. Scoliosis is present in sciatica.

vapoaural massage (*va-po-aw'-ral*). Massage of the tympanum by medicated vapors.

vapocauterization (*va-po-kaw-ter-iz-a'-shun*). See *atmocausis*.

vapocresolin (*va-po-kres'-o-lin*) [*vapor; cresolin*] A popular remedy in the treatment of laryngeal diphtheria.

vapor (*va'-por*) [L.]. A gas, especially the gaseous form of a substance which at ordinary temperatures is liquid or solid. **v. bath,** the therapeutic application of steam or of some other vapor to the body, in a suitable apparatus or apartment. **v. douche,** a jet of vapor impinging upon some part of the surface of the body.

vaporarium (*va-por-a'-re-um*) [L.]. A vapor-bath; an establishment for giving vapor-baths.

vapores uterini. Synonym of *hysteria*.

vaporimeter (*va-po-rim'-et-ur*) [*vapor; μέτον*, measure]. An apparatus for determining the tension of vapor.

vaporish (*va'-por-ish*). Hysterical, splenetic.

vaporium (*va-por'-e-um*). An apparatus for giving vapor baths or douches.

vaporization (*va-por-i-zā'shun*) [*vapor*]. The conversion of a solid or liquid into a vapor.

vaporize (*va'-por-iz*) [*vapor*]. To convert into vapor.

vaporizer (*va'-por-i-zer*) [*vapor*]. An atomizer, a nebulizer.

vaporole (*va'-por-ōl*) [*va-por*]. A registered trade name of a glass capsule containing a drug for inhalation, or for hypodermic injection

vapors (*va'-porz*). Lowness of spirits; hysteria.

Vaquez's disease (*vak-kay'*) [H. *Vaquez*, French physician]. Polycythemia with cyanosis, enlarged spleen, and disease of the bone-marrow.

varalette (*var-al-et'*). Trade name of a compressed effervescent tablet.

varec (*var'-ek*). Kelp, ash of sea weeds.

vargol (*var'-gol*). Trade name of a compound of silver and a derived albumin, containing not less than 20 % of silver.

variability (*va-re-a-bil'-it-e*) [*variare*, to change]. Ability of the organism or race to adapt itself to its environment.

variation (*va-re-a'-shun*) [*variare*, to change]. Deviation from a given type as the result of environment, natural selection, or cultivation and domestication. **vs., continuous,** a series of minute variations. **v., double,** the double current produced in a muscle by the passage of a single induction shock. **vs., meristic,** variations in the number of parts. **v., negative,** the diminution of the muscle current caused by stimulation of the motor nerve.

varicated (*var'-ik-a-ted*) [*varix*, varix] Having varices.

varication (*var-ik-a'-shun*) [*varix*, varix]. The formation of a varix; a system of varices.

varicella (*var-is-el'-ah*) [dim. of *variola*, smallpox]. Chickenpox; an acute, contagious disease of childhood, characterized by an eruption of transparent vesicles which appear in successive crops on different parts of the body. **v. gangrænosa,** varicella in which the eruption leads to a gangrenous ulceration. **v., pustular.** Same as *variolosd*.

varicellation (*var-is-el-a'-shun*). Inoculation with the virus of varicella, as a protection against that disease.

varicelliform (*var-is-el'-e-form*). Characterized by vesicles resembling those of varicella.

varicelloid (*var-is-el'-oid*) [*varicella; εἶδος*, like]. Resembling varicella.

varices (*var'-is-ēz*) [L.]. Plural of *varix*.

variciform (*var-is'-i-form*) [*varix; forma*, a form]. Having the form of a varix.

varicoblepharon (*var-ik-o-blef'-ar-on*) [*varix; βλέφαρον*, eyelid]. A varicosity of the eyelid.

varicocele (*var'-ik-o-sēl*) [*varix; κήλη*, a tumor]. Dilatation of the veins of the spermatic cord, forming a soft, elastic swelling. **v., ovarian,** varicosity of the veins of the broad ligament. **v., utero-ovarian,** a varicose condition of the veins of the pampiniform plexus in the broad ligament.

varicocelectomy (*var-ik-o-se-lek'-to-me*) [*varicocele; ἐκτομή*, excision]. Excision of part of the scrotum and of the dilated veins for the cure of varicocele.

varicoid (*var'-ik-oid*) [*varix; εἶδος*, resemblance]. Resembling a varix.

varicole (*var'-ik-ōl*). 1. Same as *varicocele*. 2. Trade name of bismuth iodoresorcin sulphonate, used as a suppository.

varicomphalus (*var-ik-om'-fal-us*) [*varix; ὀμφαλός*, navel]. A varicosity at the navel.

varicose (*var'-ik-ōs*) [*varix*]. 1. Of blood-vessels, swollen, knotted, and tortuous. 2. Due to varicose veins, as *varicose* ulcer. **v. aneurysm.** See under *aneurysm, arteriovenous*.

varicosis (*var-ik-o'-sis*) [*varicose*]. An abnormal dilatation of the veins.

varicosity (*var-ik-os'-it-e*) [*varicose*]. The condition of being varicose; a varicose portion of a vein.

varicotomy (*var-ik-ot'-o-me*) [*varix*; τόμη, a cutting]. Excision of a varicose vein. See *cirsotom*.

varicula (*var-ik'-ū-lah*) [dim. of *varix*]. A varix of the conjunctiva.

variety (*va-rī'-et-e*) [*varietas*, difference]. A subdivision of a species; a stock, strain, breed.

variform (*vār'-e-form*) [*varius*, various; *forma*, form]. Having diversity of form.

variola (*va-re-o-lah*) [*varius*, variegated; spotted]. Smallpox, a contagious infectious disease ushered in with severe febrile symptoms, which, in the course of two or three days, are followed by a papular eruption spreading over all parts of the body. During the succeeding two weeks the eruption passes through the stage of vesicles and pustules, the latter going on to the formation of crusts. The falling off of the crusts leaves a pitted appearance of the skin (pock-marks). The period of incubation is about thirteen days. **v., black.** See *v., hemorrhagic.* **v., coherent,** a form in which the pustules coalesce but retain their individuality. **v., confluent, v. confluens,** a severe form in which the pustules spread and run together. **v., discrete,** a form in which the pustules preserve their distinct individuality. **v., hemorrhagic,** smallpox in which hemorrhage occurs into the vesicles, which gives them a blackish appearance. **v., malignant,** black smallpox, a severe and very fatal form of the hemorrhagic type. **v., mitigated, v., modified.** See *varioloid.* **v. notha,** *varicella.* **v. vera,** true smallpox as distinguished from varioloid.

variolar (*va-rī'-o-lar*) [*variola*]. Pertaining to smallpox.

variolate (*var'-e-o-lāt*) [*variola*]. 1. Having small pustules like those of variola. 2. To inoculate with smallpox.

variolated (*var'-e-o-la-ted*) [*variola*]. Having or having had smallpox.

variolation, variolization (*var-e-o-la'-shun, var-e-o-li-za'-shun*) [*variola*]. The inoculation of smallpox.

variolic (*var-e-ol'-ik*) [*variola*]. Pocky, variolous.

varioliform (*var-i-o'-lif-orm*) [*variola; forma*, form]. Resembling variola.

variolin (*var-i'-o-lin*) [*variola*]. The specific virus of smallpox.

variolinum (*var-e-o-li'-num*). A homeopathic preparation from the virus of variola.

variolization. See *variolation.*

varioloid (*var'-e-o-loid*) [*variola*; εἶδος, like]. A mild form of variola occurring in persons that have been vaccinated or inoculated with smallpox virus.

variolous (*var-i'-o-lus*) [*variola*]. Pertaining to or having the nature of variola.

variolovaccine (*var-e-o-lo-vak'-sēn*). A vaccine lymph or crust obtained from a heifer which has been inoculated with smallpox virus.

variolovaccinia (*var-e-o-lo-vak-sin'-e-ah*) [*variola; vacca*, cow]. A form of vaccinia or cowpox induced in the heifer by inoculating it with smallpox virus.

varisse (*va-rēs'*). A lump on the inner side of the hind leg of a horse.

varium (*var'-e-um*). Trade name of an ovarian extract.

varix (*var'-iks*) [*varus*, crooked; *pl., varices*]. A dilated and tortuous vein. **v., aneurysmal** See *aneurysmal varix* under *aneurysm, arteriovenous.* **v. lymphaticus,** dilatation of the lymphatic vessels, especially that due to the *Filaria sanguinis hominis;* and see *lymph-scrotum.*

varnish (*var'-nish*). A quickly-drying solution of some resin.

Varolian (*var-o'-le-an*) [*Constanzio Varioli*, Italian anatomist, 1543–1575]. Relating to the pons Varolii.

Varolii, pons. The mesencephalon; that part of the brain which connects the oblongata with the cerebral peduncles and the cerebellum. See under *pons.* **V. valvula,** the ileocecal valve.

varus (*va'-rus*). A condition in which the foot is turned inward. See *talipes varus*, and *acne.*

vas (*vas*) [*L.; pl., vasa*]. A vessel. **v. aberrans,** a blind tube projecting from the lower part of the epididymis. **v. deferens,** the excretory duct of the testis.

vasa [*pl.* of *vas*]. **vasa afferentia,** the branches of a lymphatic or lacteal vessel entering a lymphatic gland. **vasa brevia,** the gastric branches of the splenic artery. **vasa centralia retinæ,** the central artery and veins of the retina. **vasa ciliaria,** the ciliary arteries and veins. **vasa defferentia,** plural of vas deferens, *q. v.* **vasa efferentia.** 1. The terminal ducts of the rete testis. 2. The efferent vessels of lymphatic glands. **vasa intestini tenuis,** small vessels arising from the superior mesenteric artery and distributed to the jejunum and ileum. **vasa recta,** the tubules of the rete testis. **vasa vasorum,** the vessels supplying the arteries and veins with blood. **vasa vorticosa.** See *venæ vorticosæ.*

vasal (*va'-sal*) [*vas*, a vessel]. Pertaining to a vessel or to vessels; vascular.

vasalium (*vas-a'-le-um*) [*vas; pl., vasalia*]. Tissue peculiar to vascular or closed cavities.

vascula (*vas'-kū-lah*). Pleural of vasculum *q. v.*

vascular (*vas'-kū-lar*) [*vasculum*]. Consisting of, pertaining to, or provided with vessels.

vascularity (*vas-kū-lar'-it-e*) [*vascular*]. The quality of being vascular.

vascularization (*vas-kū-lar-i-za'-shun*) [*vascular*]. The process of becoming vascular. The formation and extension of vascular capillaries.

vasculin (*vas'-kū-lin*). Extract of vascular tissue.

vasculitis (*vas-kū-lī'-tis*). See *angiitis.*

vasculomotor (*vas-kū-lo-mo'-tor*) [*vasculum; motor*]. Acting as a vasomotor upon the capillaries

vasculum (*vas'-kū-lum*) [L.; *pl., vascula*]. A small vessel. **v. aberrans.** See *vas aberrans.*

vasectomy (*vas-ek'-to-me*) [*vas*; ἐκτομή, a cutting out]. Resection of the vas deferens.

vaseline (*vaz'-el-ēn*). See *petrolatum.*

vaselon (*vas'-el-on*). An ointment-base consisting of a mixture of margerin and stearin dissolved in mineral oil.

vasenol (*vaz'-en-ol*). Trade name of an ointment base.

vasicine (*vas'-is-in*). An alkaloid from *Adhatoda vasica;* it is used in bronchial affections and as an insecticide.

vasifactive (*vas-if-ak'-tiv*) [*vas; facere*, to make]. Giving rise to new blood-vessels.

vasiform (*vas'-if-orm*) [*vas; forma*, form]. Resembling a vessel or duct.

vaso- (*va-zo-*) [*vas*, a vessel]. A prefix denoting pertaining to a vessel.

vasoconstrictine (*va-zo-kon-strik'-tēn*). Trade name of a preparation of the active principle of the medulla of the suprarenal bodies.

vasoconstriction (*va-zo-kon-strik'-shun*) [*vaso-; constringere.* to bind]. The constriction of blood-vessels.

vasoconstrictive (*va-zo-kon-strik'-tiv*) [see *vasoconstriction*]. Promoting or stimulating constriction of blood-vessels.

vasoconstrictor (*va-zo-kon-strik'-tor*). 1 Causing a constriction of the blood-vessels. 2. A nerve or a drug that causes constriction of blood-vessels.

vasocorona (*va-zo-ko-ro'-nah*) [*vaso-; corona*, crown]. The system of arterioles that supply the periphery of the spinal cord.

vasodentine (*va-zo-den'-tēn*) [*vaso-; dentin*]. Dentine possessing blood-vessels.

vasodidymostomy (*va-zo-did-e-mos'-to-me*) [*vaso-; epididymis; στόμα*, a mouth]. Anastomosis of the vas deferens and epididymis.

vasodilatin (*va-zo-di-la'-tin*). A depressor substance said to exist in organic extracts.

vasodilatation (*va-zo-dil-a-ta'-shun*). Dilatation of the blood-vessels.

vasodilator (*va-zo-di-la'-tor*). 1. Pertaining to the dilating motility of the nonstriped muscles of the vascular system. 2. A nerve-element or a drug that causes dilatation of blood-vessels.

vasofactive (*va-zo-fak'-tiv*). See *vasifactive.*

vasoformative (*va-zo-for'-mat-iv*) [*vaso-; formare*, to form]. Forming or producing vessels. **v. cells,** those engaged in the production of vascular tissue.

vasoganglion (*va-zo-gaṅg'-gle-on*) [*vaso-; γάγγλιον*, ganglion]. A knot or rete of blood-vessels.

vasogen (*vas'-o-jen*). A proprietary oxygenated vaseline.

vasohypertonic (*va-zo-hi-per-ton'-ik*). See *vasoconstrictor.*

vasohypotonic (*va-zo-hi-po-ton'-ik*). See *vasodilator* (1).

vasoinhibitor (*va-zo-in-hib'-it-or*) [*vaso-; inhibere*, to inhibit]. A drug or agent tending to inhibit the action of the vasomotor nerves.

vasoinhibitory (*va-zo-in-hib'-it-o-re*) [see *vasoinhibior*]. Inhibiting vasomotor action, especially vasoconstrictor action.

vasol (*va'-sol*). A mixture of liquid petrolatum with ammonium oleate. **v., iodized,** vasol containing 7 % of iodine.

vasoligation (*va-zo-li-ga'-shun*). Steinach's operation, *q. v.*

vasolimentum (*va-zo-li-men'-tum*). An ointment base similar to vasogen

vasoliniment (*va-so-lin'-im-ent*). Parogen.

vasomotion (*va-zo-mo'-shun*) [*vaso-; motio*, motion]. Increase or decrease of the caliber of a blood-vessel.

vasomotor (*va-zo-mo'-tor*) [*vaso-; motor*, from *movere*, to move]. Regulating the tension of blood-vessels. **v. ataxia,** instability of the circulatory mechanism characterized by abnormal readiness of disturbance of the equilibrium of the cardiovascular apparatus, with tardiness of restoration. **v. catarrh** or **rhinitis,** hay fever. **v. centers,** centers situated in the medulla oblongata and spinal cord, and governing the caliber of the blood-vessels. **v. nerves,** the nerves, passing to the blood-vessels; they are of two kinds, the *vasoconstrictor* (*vasohypertonic*) nerves, or those stimulation of which causes contraction of the blood-vessels, and the *vasodilator* (*vasohypotonic*) nerves, stimulation of which causes dilation of the vessels.

vasomotorial, vasomotory (*va-zo-mo-to'-re-al, va-zo-mo'-tor-e*) [*vas,* vessel; *motor,* motor]. Relating to the vasomotor function.

vasomotricity (*va-zo-mo-tris'-it-e*) [*vas,* vessel; *motor,* motor]. Pertaining to vasomotor action.

vasoneurosis (*va-zo-nū-ro'-sis*) [*vas; neurosis*]. Angioneurosis.

vasoparesis (*va-zo-par'-e-sis*) [*vaso-; paresis*]. Paresis affecting the vasomotor nerves.

vasopressin (*va-zo-pres'-in*). Trade name of a pituitary gland preparation which causes constriction of the arteries and a rise in blood pressure.

vasopuncture (*va'-zo-punk-chur*) [*vas,* the vas deferens]. Puncture of the vas deferens.

vasorelaxation (*va-zo-re-laks-a'-shun*). Diminution of vascular tension.

vasorrhaphy (*va-zor'-af-e*) [*vaso-; ῥαφη*, suture]. End to end suture of the vas deferens; performed in cases of accidental division of the vas.

vasosection (*va-zo-sek'-shun*) [*vas,* the vas deferens; *sectio*, a cutting]. Severing of the vas deferens.

vasosensory (*va-zo-sen'-so-re*) [*vaso-; sensory*]. Serving as a sensory apparatus for the vessels.

vasospasm (*va'-zo-spasm*) [*vaso-; σπασμός*, tension]. Vasoconstriction, angiospasm.

vasospastic (*va-zo-spas'-tik*). Angiospastic.

vasostimulant (*va-zo-stim'-ū-lant*). Inducing or exciting vasomotor action.

vasostomy (*va-zos'-to-me*) [*vas; στόμα*, mouth]. The making of an artificial opening into the vas deferens. Syn., *Belfield's operation.*

vasothion (*va-zo-thi'-on*). Compound of vasogen and sulphur, 10 %, used in chronic skin diseases.

vasothrombin (*va-zo-throm'-bin*). Thrombin derived from the intima of blood-vessels.

vasotomy (*va-zot'-om-e*) [*vas,* the vas deferens; *τεμνειν*, to cut]. Incision of the vas deferens.

vasotonic (*va-zo-ton'-ik*) [*vaso-; τόνος*, tone]. 1. Pertaining to the normal tone or tension of the blood-vessels. 2. A vasostimulant.

vasotonin (*va-zo-to'-nin*). A mixture of urethane and yohimbine. It lowers the blood-pressure.

vasotribe (*va'-zo-trīb*) [*vaso-; τριβειν*, to grind]. An instrument for controlling hemorrhages; an angiotribe.

vasotrophic (*va-zo-trof'-ik*) [*vaso-; τροφή*, nourishment]. Concerned in the nutrition of vessels.

vasovagal (*va-zo-va'-gal*) [*vaso-; vagus*, the vagus nerve]. Pertaining to the vasomotor action of the vagus.

vasoveslculectomy (*va-zo-ves-ik-ū-lek'-to-me*). Excision of the vas deferens and seminal vesicles.

vastus (*vas'-tus*) [L.]. 1. Large; extensive. 2. A large muscle of the thigh. See under *muscle.*

Vater's ampulla (*fah'-ter*) [Abraham *Vater*, German anatomist, 1684–1751]. **V., ampulla of,** a depression in the internal and posterior wall of the descending portion of the duodenum, into which the ductus communis choledochus and the pancreatic duct open. **V.'s corpuscles.** See *Pacinian corpuscles.* **V.'s fold,** a vertical fold of mucous membrane at the lower angle of Vater's ampulla

Vater-Pacini's corpuscles (*fah'-ter-pa-chē-ne*). See *Pacinian corpuscles.*

Vauban's fortification pictures (*vo-bahn'*) [Sebastian Leprestre, Seigneur de *Vauban*, French engineer, 1633–1707]. Teichopsia.

Vaughan-Novy test (*vorn'no'-ve*) [Victor Clarence *Vaughan*, American physician, 1851–1929; Frederick George *Novy*, American bacteriologist, 1864–]. For *tyrotoxicon:* a few drops each of phenol and sulphuric acid are added to the suspected substance in solution; a yellow or orange-red color denotes the presence of tyrotoxicon.

vauqueline (*vo-kel-ēn'*) [L. N. *Vauquelin*, French chemist, 1763–1829]. Strychnine.

V. C. Abbreviation for color vision.

V. D. G. Abbreviation for *venereal disease—gonorrhea.*

V. D. H. Abbreviation for *valvular disease of the heart.*

V. D. S. Abbreviation for *venereal disease—syphilis.*

vecordia (*ve-kor'-de-ah*) [*vecors*, destitute of reason]. Insanity; especially dementia or idiocy.

vection (*vek'-shun*) [*vectio*, conveyance]. The conveyance of disease germs from the sick to the well.

vectis (*vek'-tis*) [*vehere*, to carry]. An instrument similar to the single blade of a forceps, used in hastening the delivery of the fetal head in labor.

vector (*vek'-tor*) [*vector*, a carrier, from *vehere*, to carry]. An insect which carries microorganisms from a sick person to some other person; the process is purely mechanical.

vectorial (*vek-tor'-e-al*). Pertaining to a vector.

vegetable (*vej'-et-ab-l*) [*vegetare*, to quicken]. 1 A plant, especially one used as food. 2. See *vegetal* **v. albumin.** See *phytalbumose.* **v. proteids.** See under *proteid.* **v. sulphur.** See *lycopodium.*

vegetal (*vej'-e-tal*) [*vegetus*, lively; *vegere*, to move, quicken]. Of or pertaining to plants, characteristic of plants, plant-like in habit. **v. functions,** the vital phenomena common to plants and animals, viz., irritability, digestion, assimilation, growth, secretion, excretion, circulation, respiration, generation.

vegetality (*vej-e-tal'-it-e*) [*vegetare*, to quicken] The possession of *vegetal functions* (*q. v.*); the opposite of *animality.*

vegetarian (*vej-et-a'-re-an*) [see *vegetable*]. One who lives on vegetable food alone.

vegetarianism (*vej-et-a'-re-an-izm*) [see *vegetable*]. 1. The doctrine that vegetable food is the only kind proper for man. 2. The practice of living only on vegetable food.

vegetation (*vej-et-a'-shun*) [see *vegetable*]. An outgrowth resembling a plant in outline, as the fibrous projections on the cardiac valves in endocarditis, papillomata, polypoid growths, etc. **v.s, adenoid,** growths of lymphoid tissue in the nasopharyngeal cavity.

vegetative (*vej'-et-a-tiv*) [see *vegetable*]. Having the power of growth, like a plant

vegeto- (*vej'-et-o-*) [*vegere*, to grow]. A prefix employed to denote connection with or relation to the vegetable kingdom.

vegetoalkali (*vej-et-o-al'-ka-li*). An alkaloid.

vegetoanimal (*vej-et-o-an'-i-mal*). Common to plants and animals.

vehicle (*ve'-hik-l*) [*vehiculum*, from *vehere*, to carry]. An excipient or substance serving as a medium of administration of medicines.

Veiel paste (*vil*) [Theodor *Veiel*, German dermatologist, 1848–]. A paste used in the treatment of furuncles. It consists of equal parts of zinc oxide and vaseline, with 4 % of boric acid. It is to be well rubbed into the skin around the boil three times a day.

veil (*vāl*) [*velum*, veil]. See *velum, velamen.* A caul or piece of the amniotic sac covering the face of a new-born infant. **v., acquired,** an obscuration or imperfection of voice from exposure to cold, catarrhal conditions, or overuse, or from bad training. **v., uterine,** a cap fitted over the cervix uteri, to prevent the entrance of the semen.

vein (*vān*) [*vena*]. A blood-vessel carrying blood from the tissues to the heart. Veins, like arteries, have three coats, but less well developed; many also possess valves. **v., angular,** a continuation of the frontal vein downward to become the facial at the lower margin of the orbit. **v., anterior internal maxillary.** Same as *v., facial, deep.* **v., auricular** (*anterior* and *posterior*). 1. The vein of the ear. 2. A vein from the cardiac auricles. **v., axillary,** a large vein formed by the junction of the brachial veins. **v.s, azygos,** three veins situated in front of the bodies of the thoracic vertebræ; they are a means of communication between the superior and inferior venæ cavæ. **v., basilar,** a large vein passing back over the crus cerebri to unite with the veins of Galen. **v., basilic,** a vein on the inner side of the arm. **v.s, brachial,** the veins accompanying the brachial artery. **v., brachiocephalic.** See *v.s, innominate.* **v.s of Breschet,** the veins of the diploe. **v., brooch,** an instrument for compressing veins. **v., cardiac, great.** See *v., coronary* (1). **v., cephalic,** a large vein of the arm, formed by the union of the median cephalic and superficial radial, and opening into the axillary vein. **v.s, cerebral,** veins coming from the cerebrum; they are cortical and central. **v., coronary.** 1. The great cardiac vein, a vein opening into the coronary sinus of the heart. 2. See *v., gastric.* **v., dorsispinal,** one of the veins forming a reticulum around the vertebræ. **v.s, emissary,** small veins passing through the cranial foramina and connecting the cerebral sinuses with external veins. **v., emulgent,** the termination of the left spermatic vein in the left renal vein. **v.s, emulgent,** the renal veins. **v., facial,** a continuation of the angular vein; it joins the internal jugular at the level of the hyoid bone. **v., facial, deep,** one joining the facial vein below the malar bone; it receives the blood from the pterygoid plexus. **v., femoral, common,** a short thick trunk, corresponding to the femoral artery; it becomes the external iliac at Poupart's ligament. **v., femoral, deep,** a vein acompanying the femoral artery; it empties into the superficial femoral. **v., femoral, superficial,** a name given to the femoral vein before it is joined by the deep femoral vein to form the common femoral vein. **v., frontal,** the anterior vein of the scalp as it crosses the frontal bone. **v.s of Galen,** two large veins of the brain, continuations of the internal cerebral veins, and opening into the straight sinus. **v., gastric,** a vein accompanying the artery of the same name. **v.s, hemiazygos,** small, accessory veins of the azygos veins. **v.s, hemorrhoidal,** a plexus of veins surrounding the rectum. **v., iliac, common,** a vein formed opposite the sacroiliac synchondrosis by the confluence of the external and internal iliac veins. **v., iliac, external,** a continuation upward of the common femoral; it extends from the lower border of Poupart's ligament to the lower border of the sacroiliac synchondrosis. **v., iliac, internal,** a short trunk extending from the top of the great sciatic notch to the great sacroiliac synchondrosis. **v.s, innominate,** two large valveless veins returning the blood from the head, neck, and upper extremity. **v., jugular, anterior,** a vein beginning at the level of the chin and ending at the clavicle in the external jugular vein. **v., jugular, external,** a vein formed at the angle of the lower jaw by the union of the pos-

terior auricular and temporomaxillary veins; it empties into the subclavian. **v., jugular, internal,** a continuation of the lateral sinus, beginning at the jugular fossa, accompanying the internal and common carotid arteries, and joining the subclavian vein to form the innominate. **v. of Marshall.** See *v., oblique.* **v., maxillary anterior,** a small vein of the anterior portion of the face. **v., maxillary, internal,** one accompanying the first part of the internal maxillary artery. **v., median basilic,** a vein uniting with the ulnar to form the basilic. **v., median cephalic,** a vein uniting with the superficial radial to form the cephalic. **v., median, deep,** a vein formed by the union of the outer vena comes of the ulnar artery and the muscular and radial recurrent veins. **v., median, superficial,** one starting at the anterior plexus of the wrist and uniting with the deep median to form the median. **v., mesenteric, inferior,** one that accompanies the inferior mesenteric artery and joins the splenic vein behind the pancreas. **v., mesenteric, superior,** one that accompanies the superior mesenteric artery and joins the splenic vein to form the portal. **v., oblique, of Marshall,** a vein crossing the dorsal portion of the left auricle of the heart. It is the remnant of the left duct of Cuvier. **v.s, omphalomesenteric,** several venous trunks of the primitive embryonic circulation which carry the blood from the terminal sinus to the sinus venosus, a short vitelline vein. **v., ophthalmic,** a short trunk carrying the blood from the eye and emptying into the cavernous sinus. **v.s, plantar,** veins accompanying the plantar arteries. **v., popliteal,** one formed by the union of the venæ comites of the anterior and posterior tibial arteries; it accompanies the popliteal artery, and becomes the femoral vein at the junction of the lower with the middle third of the thigh. **v., portal,** a short trunk entering the liver at the transverse fissure and formed by the junction of the superior mesenteric and splenic veins. **v.s, pulmonary,** four veins, two from each lung, returning the aerated blood from the lungs to the heart. **v., radial, superficial,** a vein accompanying the musculocutaneous nerve up the radial side of the forearm. **v., ranine,** the chief vein conveying blood from the tongue. It originates near the tip beneath the mucosa, accompanies the hypoglossal nerve across the hypoglossus muscle, and empties into the internal jugular vein. **v., renal,** a vein accompanying the renal artery. **v., saphenous, long or internal,** a long superficial vein running up the inner aspect of the leg and thigh, terminating in the femoral vein below Poupart's ligament. **v., saphenous, short or external,** a superficial vein running up the outer aspect of the foot, leg, and back of the calf, and emptying into the popliteal vein. **v., spermatic,** one returning the blood from the testicle; on the right side it terminates in the inferior vena cava and on the left in the left renal vein. **v., splenic,** one returning the blood from the spleen, and forming the portal vein by its union with the superior mesenteric vein. **v., stellate.** See *Verheyen's stars.* **v.-stone.** See *phlebolith.* **v., subclavian,** a continuation of the axillary vein, uniting with the internal jugular vein to form the innominate vein at the sternoclavicular articlaution. **v.s, temporal,** veins returning the blood from the temporomaxillary region of the head; they join the internal maxillary vein to form the temporomaxillary vein. **v., temporomaxillary,** one formed by the union of the temporal and internal maxillary veins in the parotid gland; it terminates in the external jugular. **v. of Trolard,** a vein of the cerebrum passing along the posterior branch of the fissure of Sylvius, and emptying into the superior petrosal sinus. **v., ulnar,** one running from the wrist up the anterior and inner surface of the forearm. **v., umbilical,** a vein conveying the blood from the placenta to the fetus. **v., Vesalius'.** See *Vesalius's vein.* **v.s, vitelline.** See *vitelline veins.*

velamen (*ve-la'-men*) [L.]. A veil or covering membrane. **v. nativum,** the skin. **v. vulvæ,** the Hottentot apron; see *apron.*

velamentous (*vel-am-en'-tus*) [*velamen*]. Resembling a veil.

velamentum (*ve-la-men'-tum*) [L.: *pl. velamenta*]. A veil, or covering membrane. **v. abdominale,** peritoneum. **v. cerebrale,** one of the meninges. **v. cerebri,** *v. cerebrale.* **v. corporis commune,** the skin. **v. infantis,** one of the fetal membranes. **v. linguæ,** the glosso-epiglottic ligament.

velar (*ve'-lar*) [*velum*]. Pertaining to a velum, especially the velum palati.

velatine (*vel'-at-ĕn*). A combination of glycerrhizin and the fluidextract of eriodictyon, used as a vehicle for quinine salts in solution.

Velden's (von den) test for hydrochloric acid in the contents of the stomach. [Reinhardt (von den) *Velden,* German physician, 1851– .] For free hydrochloric acid in the gastric juice: methylene blue solution is turned from violet to blue or green in presence of free acid. Also called Maly's test.

Veld sore. [Dutch, *veld,* field]. A lesion common among troops during the Boer war, a running sore probably due to the sting of a fly.

veliform (*vel'-if-orm*) [*velum,* veil; *forma,* form]. Forming a velum.

veliger (*vel'-ij-er*) [*velum; gerere,* to bear]. A larval mollusk with a velum.

Vella's fistula (*vel'-lah*) [Luigi *Vella,* Italian physiologist, 1825–1886]. An intestinal fistula for obtaining gastric juice.

vellicate (*vel'-ik-āt*). To twitch spasmodically

vellication (*vel-ik-a'-shun*) [*vellicare,* to twitch]. Spasmodic twitching of muscular fibers

vellolin (*vel'-o-lin*). A purified wool fat, lanolin.

vellosine (*vel-o'-sēn*), $C_{13}H_{18}N_2O_4$. An alkaloid in Paopereira bark, *Geissospermum vellosii;* it resembles brucine in physiological action

velosynthesis (*ve-lo-sin'-thes-is*) [*velum* (*palati*); *σύνθεσις,* a putting together]. See *staphylorrhaphy.*

Velpeau's bandage (*vel'-po*) [Alfred Armand Louis Marie *Velpeau,* French surgeon, 1795–1867]. A bandage for the shoulder. **V.'s deformity,** the "silver fork," deformity in Colles' fracture. **V.'s hernia,** femoral hernia anterior to the blood-vessels.

velum (*ve'-lum*) [L., a veil; a sail]. A veil or veil-like structure **v., anterior medullary.** See *valve of Vieussens* **v. interpositum,** the membranous roof of the third ventricle. **v. palati,** the soft palate. **v. pendulum palati,** the soft palate, especially the uvula. **v., posterior medullary,** the commissure of the flocculus of the cerebellum. **v. staphylinum,** soft palate. **v. Tarini,** v. posterior medullary. **v. terminale,** laminat erminalis. **v. triangulare,** v. interpositum.

vena (*ve'-nah*) [L.: *pl. venæ*]. A vein. See *vein.* **v. azygos, v. azygos major, v. azygos dextra, a**

vein connecting the right lumbar, right renal vein, or postcava with the precava. **v. azygos minor.** See *v. hemiazygos* **v. cava anterior.** See *v. cava superior.* **v. cava inferior,** a vein formed by the junction of the two common iliac veins and emptying into the right auricle of the heart. It receives the lumbar, right spermatic, renal, suprarenal, phrenic, and hepatic veins. **v. cava superior,** a vein formed by the union of the innominate veins, and conveying the blood from the upper half of the body to the right auricle. **v. comes,** a vein accompanying an artery in its course. **v. corporis striati,** a vein which helps to form the internal cerebral vein and returns the blood from the corpus striatum. **v. hemiazygos,** **v. azygos minor,** a vein from the left lumbar or left renal vein to the v. azygos major. **v. hemiazygos accessoria,** an inconstant vein which may take the place of the left superior intercostal vein.

venæ (*ve'-ne*) [pl. of *vena*]. **venæ advehentes.** The vessels passing from the vitelline veins to the liver. **v. comites,** the two veins accompanying an artery. **v. Galeni,** two venous trunks in the brain. **v. minimæ cordis,** the smallest of the cardiac vessels, entering into the cavities of the heart. **v. revehentes,** the vessels passing from the liver to the sinus of the embryo. **v. Thebesii,** the small veins by which the blood passes from the walls of the heart to the right auricle. **v. vorticosæ,** the stellate veins of the choroid coat of the eyeball.

venarsen (*ven-ar'-sen*). A sterile solution of organic arsenic and metallic mercury; used in syphilis, by intravenous injection.

venenation (*ven-en-a'-shun*) [*venenum,* a poison]. The condition due to poisoning.

veneniferous (*ven-en-if'-er-us*) [*venenum,* poison; *ferre,* to carry]. Conveying poison.

venenific (*ven-en-if'-ik*). Poison-forming.

venenosalivary (*ven-en-o-sal'-iv-a-re*). See *venomosalivary.*

venenose, venenous (*ven'-en-ōs, ven'-en-us*) [*venenosus*]. Toxic; poisonous.

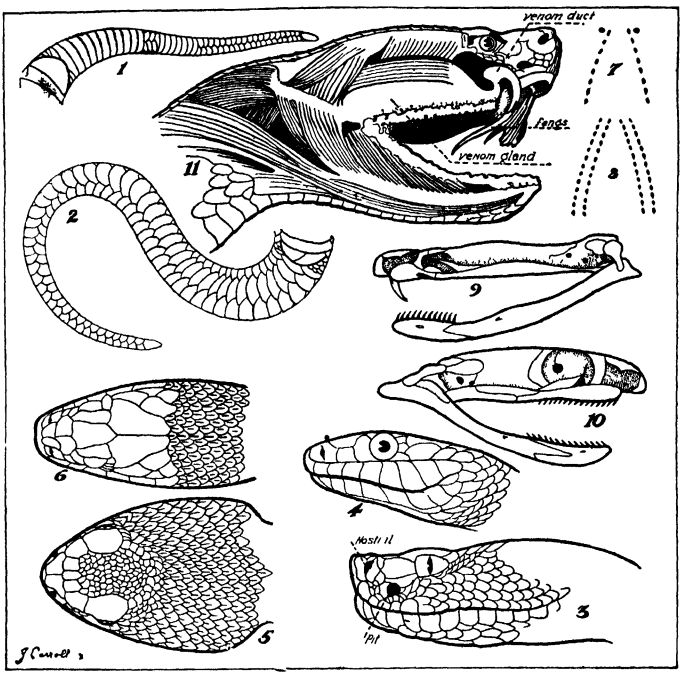

1, Single row of scales posterior to vent (poisonous snake—water moccasin); 2, double row of scales of harmless snake (*Natrix*), 3, side view head of pit viper; 4, side view head of harmless snake; 5, dorsal view pit viper; 6, dorsal view of harmless snake, 7, and 9, bite puncture and skull of *Elaps,* 8 and 10, same of harmless snake; 11, poison apparatus of rattlesnake. (*Stitt's Practical Bacteriology.*)

venenosity (*ven-en-os'-it-e*). The condition of being toxic.

venepuncture (*ve-ne-pung'-chūr*). The puncture of a vein.

venereal (*ven-e'-re-al*) [*Venus,* the goddess of love]. Pertaining to or produced by sexual intercourse. **v. diseases,** gonorrhea, syphilis, and chancroid. **v. sore.** See *chancre.* **v. wart,** see *verruca acuminata.*

venereologist (*ven-e-re-ol'-o-jist*). One versed in venereology.

venereology (*ven-e-re-ol'-o-je*). The study of venereal diseases.

venereophobia (*ven-e-re-o-fo'-be-ah*). 1. Fear of sexual intercourse. 2. Fear of contracting venereal disease.

venery (*ven'-er-e*) [see *venereal*]. Copulation.
venesection (*ven-e-sek'-shun*). See *blood-letting*.
venesuture (*ven-e-sū'-tūr*) [*vena; sutura*, suture]. The suturing of a vein.
Venetian red (*ven-e'-shan*). An ochre, whose color is due to ferric oxide.
veniplex (*ven'-ip-leks*) [*vena; plexus*]. A plexus of veins.
venipuncture (*ven'-e-punk-chur*]. Puncture of a vein.
venisuture (*ven-e-sū'-tūr*). See *venesuture*.
venitis (*ven-i'-tis*) [*veno;* ιτις, inflammation]. Inflammation of a vein. Cf. *sclerosing phlebitis*.
venoclysis (*ven-ok'-lis-is*) [*vena;* κλύσις, injection]. Injection of food or drugs into a vein.
venom (*ven'-om*) [*venenum*, poison]. Poison, especially a poison secreted by certain reptiles and insects. **v. albumin,** the albumin of the venom of a snake. **v. globulin,** a globulin found in snake poisons. **v. hemolysis,** dissolution of red blood corpuscles by snake venom. **v. leukolysis,** destruction of leukocytes by the action of venom. **v. peptone,** a peptone found in the venom of certain serpents.
venomosalivary (*ven-om-o-sal'-iv-a-re*). Secreting a toxic saliva.
venomotor (*ven-o-mo'-tor*) [*vena; movere*, to move]. Causing the veins to contract or dilate.
venomous (*ven'-om-us*) [*venom*]. Poisonous.
venopressor (*ve-no-pres'-or*). Pertaining to blood pressure in the veins and right side of heart.
venosclerosis (*ven-o-skle-ro'-sis*) [*vena;* σκληρός, hard]. Induration of the veins.
venosity (*ven-os'-it-e*) [*venous*]. A condition in which the arterial blood shows venous qualities.
venostasis (*ven-os'-tas-is*) [*vena;* στάσις, a stopping] Prevention of the return flow of the blood by compressing the veins in the extremities.
venous (*ve'-nus*) [*venosus*]. Pertaining to the veins. **v. blood,** the dark blood in the veins. **v. hum,** the murmur or rushing sound heard in auscultation of a vein. **v. sinus,** a cerebral sinus.
venovenostomy (*ven-o-ven-os'-to-me*) [*vena;* στόμα, mouth]. The anastomosing of two veins.
vent (*vent*). An outlet, especially the anal one.
venter (*ven'-ter*) [L.]. 1. The belly or abdomen. 2. The belly of a muscle. 3. The cavity of the abdomen. 4. The concavity of an expanded part, as the *venter* of the scapula, *venter* of the ilium **v. imus,** the hypogastrium. **v. medius,** the thorax. **v. renum,** the pelvis of the kidneys. **v. supremus,** the skull.
ventilate (*ven'-til-āt*). 1. To renew the air in a place. 2. To oxygenate the blood in the capillaries of the lungs.
ventilation (*ven-til-a'-shun*) [*ventilare*, to fan]. The act or process of supplying fresh air; the act or process of purifying the air of a place.
ventose (*ven'-tōs*) [*ventosa*, a cupping-glass]. 1. A cupping-glass. 2. [*ventosus*, windy]. Flatulent.
ventosity (*ven-tos'-it-e*). Flatulence.

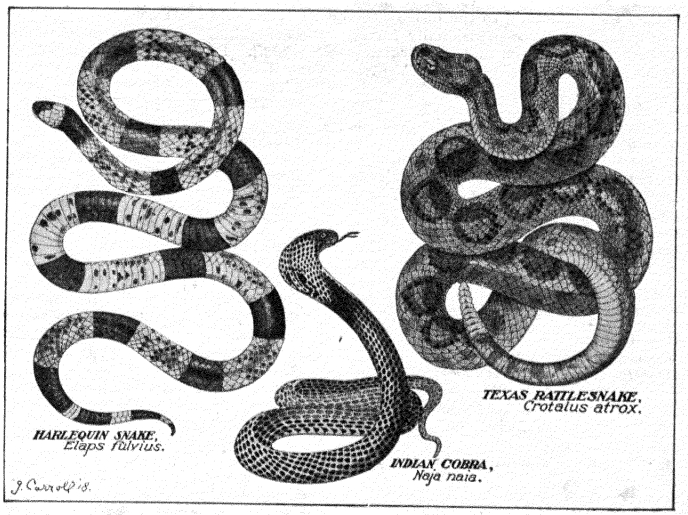

IMPORTANT POISONOUS SNAKES. (*Stitt's Practical Bacteriology.*)

ventouse (*von-tooz'*). Ventose.
ventrad (*ven'-trad*) [*venter; ad*, toward]. Toward the ventral aspect.
ventral (*ven'-tral*) [*venter*]. 1. Pertaining to the belly 2. Referring to the anterior aspect of the body or to the flexor aspect of the limbs. **v. decubitus,** lying down on the abdomen; prone.
ventricle (*ven'-trik-l*) [*ventriculus*, dim. of *venter*, a belly]. A small cavity or pouch. **v., aortic,** the left ventricle of the heart. **v. of Arantius,** a culdesac at the lower end of the fourth ventricle. **v.s of the brain,** cavities in the interior of the brain, comprising the two lateral ventricles, the third, fourth, and fifth ventricles. **v. of cord,** the central canal of the spinal cord. **v., fifth,** the cavity between the laminæ of the septum lucidum. **v. of corpus callosum,** the space between the labium cerebri and the corpus callosum; the callosal fissure. **v., fourth,** the space between the oblongata and pons in front, and the cerebellum behind. **v. of larynx,** a depression between the true and false vocal bands. **v.s, lateral,** serous cavities, one in each

cerebral hemisphere, and communicating with the third ventricle through the foramen of Monro. Each ventricle consists of a triangular central cavity or body and three smaller cavities or cornua. The corpus callosum forms the roof of the body, the septum lucidum the mesal boundary and the floor is formed by the corpus striatum, tænia semicircularis, thalamus, choroid plexus, corpus fimbriatum, and fornix. **v., left, of heart,** that upon the dorsal and left side of the heart, and which, through the aorta, forces the blood throughout the body. **v. of myelon,** the central canal of the spinal cord. **v., pineal,** one found occasionally within the pineal body; it is the persistence of a fetal condition. **v., right, of heart,** that forcing the blood through the pulmonary artery into the lungs. **v., terminal,** the dilated portion of the central canal of the spinal cord in the filum terminale internum. **v., third,** an open space between the optic thalami and extending to the base of the brain. **v. Verga's,** a space occasionally found between the corpus callosum and the fornix.

ventricolumna (*ven-tre-kol-um'-nah*). Ventricornu.

ventricornu (*ven-tri-kor'-nū*) [*venter; cornu*]. The anterior horn of the gray matter of the myelon.

ventricose (*ven'-trik-ōs*) [*venter*, abdomen]. Inflated on one side, resembling an abdomen.

ventricular (*ven-trik'-ū-lar*) [*ventricle*] Pertaining to a ventricle. **v. aqueduct.** See *aquæductus Sylvii*. **v. bands,** the longitudinal folds of mucous membrane above and parallel to the vocal bands. The false vocal cords. **v. ligament,** a false vocal band. **v. muscle,** the thyroepiglottideus. **v. septum,** (1) the septum between the ventricles of the heart; (2) the septum pellucidum

ventricularis (*ven-trik-ū-la'-ris*). The thyroepiglottideus muscle. See under *muscle*.

ventriculi (*ven-trik'-ū-li*) [pl. of *ventriculus*]. Ventricles.

ventriculitis (*ven-trik-ū-li'-tis*). Inflammation of one or more of the ventricles of the brain.

ventriculogram (*ven-trik'-ū-lo-gram*) [see *ventriculography*]. The picture obtained by ventriculography.

ventriculography (*ven-trik-ū-log'-raf-e*) [*ventricle; γράφειν*, to write]. A process of depicting the lateral ventricles of the brain by roentgenography, after the fluid content has been removed and air has been injected. It is used for the localization of brain tumors.

ventriculometry (*ven-trik-ū-lom'-et-re*) [*ventricle, μετρεῖν*, to measure]. Measurement of the intraventricular pressure.

ventriculoscopy (*ven-trik-ū-los'-ko-pe*) [*ventricle; σκοπεῖν*, to examine]. Examination of the ventricles of the brain by means of an endoscope.

ventriculus (*ven-trik'-ū-lus*). 1. See *ventricle*, (2) the stomach. **v. cerebri,** ventricle of the brain. **v. cordis,** ventricle of the heart. **v. dexter,** right ventricle. **v. lateralis,** lateral ventricle. **v. medius,** middle (third) ventricle. **v. quartus,** fourth ventricle **v. sinister,** left ventricle. **v. tertius,** third ventricle. **v. tricornis cerebri,** lateral ventricle of the brain.

ventricumbent (*ven-tre-kum'-bent*) [*venter; cumbere*, to lie]. Lying with the ventral surface down

ventriduction (*ven-tre-duk'-shun*) [*venter; ducere*, to lead]. Drawing a part toward the belly.

ventrifixation. See *ventrofixation*.

ventriloquism (*ven-tril'-o-kwism*) [*venter*, belly; *loqui*, to speak]. Peculiar vocal utterance without the usual modifications of the resonance-organs, so that the voice seems to come from a closed space or from a distance.

ventrimeson (*ven-trim-e'-son*) [*venter; μέσον*, middle]. The mesial line on the ventral aspect of the body.

ventripyramid (*ven-trip-ir'-am-id*) [*venter; pyramid*]. An anterior pyramid of the oblongata.

ventro- (*ven-tro-*) [*venter*, the belly]. A prefix signifying a relation to the belly.

ventrocystorrhaphy (*ven-tro-sis-tor'-a-fe*) [*ventro-; κύστις*, cyst; *ῥαφή*, suture]. Suture of an opened cyst-wall to the wall of the abdomen so as to provide a free discharge of its contents.

ventrofixation (*ven-tro-fiks-a'-shun*) [*ventro-; fixation*]. The stitching of a displaced viscus to the abdominal wall.

ventrohysteropexy (*ven-tro-his'-ter-o-peks-e*) [*ventro-; ὑστέρα*, womb; *πῆξις*, a fixing]. Ventro fixation of a uterus.

ventroinguinal (*ven-tro-in'-gwin-al*) [*ventro-; inguinal*]. Pertaining to the abdomen and groin.

ventrolaterad (*ven-tro-lat'-er-ad*) [*ventro-; latus*, side]. Toward the ventral and lateral aspects.

ventrolateral (*ven-tro-lat'-er-al*). Relating to the ventral and lateral aspects of a part.

ventromyel (*ven-tro-mi'-el*) [*ventro-; μυελός*, marrow]. The anterior portion of the spinal cord.

ventroptosis (*ven-trop-to'-sis*). See *gastroptosis*.

ventroscopy (*ven-tros'-ko-pe*) [*ventro-; σκοπεῖν*, to view]. Direct examination of the abdominal and pelvic cavities by means of an apparatus resembling the cystoscope.

ventrose (*ven'-trōs*) [*ventrosus*]. Having a belly, or a swelling like a belly (pot-belly).

ventrosity (*ven-tros'-it-e*). Corpulence.

ventrosuspension (*ven-tro-sus-pen'-shun*). See *ventrofixation*.

ventrotomy (*ven-trot'-o-me*) [*ventro-; τομή*, a cut]. Celiotomy.

ventrovesicofixation (*ven-tro-ves-ik-o-fiks-a'-shun*) [*ventro-; vesica*, bladder; *fixation*]. The suturing of the uterus to the bladder and abdominal wall.

venule, venula (*ven'-ūl, ven'-ū-lah*) [*venula*, dim. of *vena*, a vein]. A small vein.

venus (*ve'-nus*) [*Venus*, goddess of love]. 1. Sexual intercourse. 2. Alchemic name for copper. **v., crystals of,** copper acetate.

veracolate (*ver-ak'-o-lāt*). Trade name of a compound containing the bile salts (sodium glycocholate and sodium taurocholate) with cascara and phenolphthalein.

veraserol (*ver-as'-er-ōl*). A serum for the treatment of rhinitis.

veratralbine (*ver-at-ral'-bēn*) [*veratrum; albus*, white]. An alkaloid obtained from white hellebore.

veratric acid (*ver-at'-rik*). An acid $C_9H_{10}O_4$ occurring in sabadilla; it forms salts known as *veratrates*.

veratriin (*ver-at-re-in*). A derivative of vatrum viride.

veratrina. See *veratrine*.

veratrine (*ver-at'-rēn*). *Veratrina* (U. S. P.), a mixture of alkaloids obtained from the seeds of *Asagræa officinalis* (sabadilla), of the order *Liliaceæ*. It is a local irritant, and produces tetanic convulsions followed by paralysis; it first stimulates, then paralyzes, the vasomotor center. It is used externally in the form of an ointment in rheumatism, gout, and neuralgia. **v. ointment** (*unguentum veratrinæ*, U. S. P.), an ointment composed of veratrine, ex-

pressed oil of almond and benzoinated lard. **v., oleate of** (*oleatum veratrinæ*, U. S. P.), veratrine, oleic acid, and olive-oil.

veratrinize (*ver-at'-rin-īz*). To bring under the influence of veratrine.

veratrize. See *veratrinize.*

veratroidine (*ver-at-roi'-din*). See under *Veratrum.*

veratrol (*ver-at'-rol*), $C_8H_{10}O_2$. A colorless oil with aromatic odor obtained from veratric acid by action of baryta with heat; it is used as an antiseptic by inhalation and by application in 1% solution; less poisonous than guaiacol but more caustic.

veratrone (*ver'-at-rōn*). Trade name of a preparation of veratrum viride.

Veratrum (*ver-a'-trum*). A genus of plants of the order *Liliaceæ*. The rhizome and roots of *V. viride*, American hellebore, or *V. album*, white hellebore (*veratrum*, U. S. P.; *veratri virıdus rhizoma*, B. P.), contain the alkaloids jervine and veratroidine. The former is a depressant to the vasomotor centers and the motor centers of the spinal cord. In toxic doses it produces slowness of the pulse, fall in blood-pressure relaxation, epileptiform convulsions, paralysis, and death from failure of the respiration. *Veratroidine* is irritant and produces vomiting and purging; it is also a depressant to the motor centers of the spinal cord and to the pulse. When veratrum is administered the combined action of the alikaloids is obtained, and consists chiefly in slowng of the pulse and lessening of blood-pressure, with vomiting in the case of large doses. It is employed in sthenic inflammations, as pneumonia, peritonitis, in puerperal eclampsia, and in excessive cardiac hypertrophy. **v., fluidextract of** (*fluidextractum veratri*, U. S. P.). Dose 1–3 min. (0 065–0.2 Cc.). **v., tincture of** (*tinctura veratri*, U. S. P.). Dose 1–3 min. (0.065–0.2 Cc.).

Verbascum (*ver-bas'-kum*) [L]. Mullein, a genus of plants of the order *Scrophularineæ*. The leaves and flowers of *V. thapsus* have been used as demulcent in catarrhal inflammation of mucous membranes and as an application to hemorrhoids.

Verbena (*ver-be'-nah*) [L.]. A genus of flowering plants of some 80 species once highly esteemed in medicine, but now little used.

verbigeration (*ver-bij-er-a'-shun*) [*verbıgerare*, to carry words about]. The frequent and uncontrollable repetition of the same word, sentence, or sound without reference to its meaning.

verdigris (*ver'-dig-ris*) [Fr., *verd de gris*, probably from L., *viridis*, green; *æs*, copper]. 1. A mixture of copper acetates. 2. A deposit upon copper vessels, from the formation of cupric salts.

Verga's lacrimal groove (*vair'-gah*) [*Verga*, Italian anatomist, 1811–1895]. A more or less pronounced groove extending downward from the lower orifice of the nasal duct. **V.'s ventricle**, a cleft-like space between the fornix and the callosum.

vergences (*ver'-jen-sēz*) [*vergere*, to bend]. A term applied to associated disjunctive movements of the eyes, *e. g.*, convergence, divergence.

vergens (*ver'-jens*) [L.]. Inclining. **v. deorsum**, inclining downward, as of the axis of vision in one eye in strabismus. **v. sursum**, upward inclination.

Verheijn's stars. See *Verheyen, stars of.*

Verheyen, stars of (*fer-hi'-en*) [Philippus *Verheyen*, Flemish anatomist, 1648–1710]. Venous plexuses of stellate form situated on the surface of the kidney, beneath its capsule.

Verhoeff's operation (*fer'-hef*). Sclerotomy with electrolytic punctures, for detached retina.

verjuice (*ver'-joos*) [Fr., *verd*, green; *jus*, juice]. The acid juice of unripe fruits.

Vermale's amputation (*ver-mal'*) [Raymond de *Vermale*, French surgeon]. An amputation with a double flap.

vermicidal (*ver-mis-i'-dal*) [*vermis*, worm; *cædere*, to kill]. Destroying worms.

vermicide (*ver'-mis-īd*) [*vermis*, a worm; *cædere*, to kill]. An agent that destroys intestinal worms.

vermicular (*ver-mik'-ū-lar*) [*vermis*]. Wormlike. **v. motion**, peristalsis. **v. sulci**, grooves between the vermis and the lateral hemispheres of the cerebellum.

vermiculate (*ver-mik'-ū-lāt*) [*vermiculatus*]. Resembling or shaped like a worm.

vermiculation (*ver-mik-ū-la'-shun*) [*vermis*]. A worm-like motion; peristaltic motion.

vermicule (*ver'-mik-ūl*) [*vermiculus*, a little worm]. 1. A small worm. 2. A sexually produced embryo of the malarial parasite.

vermiculose, vermiculous (*ver-mik'-ū-lōs, ver-mik'-ū-lus*). 1. Vermiform, vermicular. 2. Infested with worms or larvæ.

vermiculus (*ver-mik'-ū-lus*) [L.]. A little worm or grub.

vermiform (*ver'-mif-orm*) [*vermis; forma*, a form]. Worm-shaped. **v. appendix.** See *appendix, vermiform.* **v. process, inferior and superior,** the inferior and superior surfaces of the middle lobe of the cerebellum.

vermifugal (*ver-mif'-ū-gal*) [*vermifuge*]. Having the qualities of a vermifuge; expelling worms.

vermifuge (*ver'-mif-ūj*) [*vermis; fugare*, to expel]. An agent that expels intestinal worms.

vermijelli (*ver-me-jel'-le*). Trade name of an ointment for use in pediculosis.

vermilingual, vermilinguial (*ver-me-lin'-gwal,-gwe-al*) [*vermis; lingua*, tongue] Having a worm-shaped tongue.

vermilion (*ver-mil'-yun*). Red mercuric sulphide. **v. border,** the margin of the lips where skin and mucous membrane meet.

vermin (*ver'-min*) [*vermis*, worm]. A general (and mainly collective) name for parasitic animals and for semi-parasites, such as fleas and bed-bugs.

verminal (*ver'-min-al*). Relating to or due to worms.

vermination (*ver-min-a'-shun*) [*vermis*]. 1. Infestation with worms. 2. The generation of worms.

verminosis (*ver-min-o'-sis*). Infestation with worms.

verminous (*ver'-min-us*) [*vermis*]. Infested with, or pertaining to worms.

vermis (*ver'-mis*) [L.]. 1. A worm. 2. The middle lobe of the cerebellum. **v., inferior,** of the cerebellum. See *process, superior vermiform.* **v., superior,** of the cerebellum. See *process, superior vermiform.*

vermix (*ver'-mix*). A contraction of the term *vermiform appendix.*

vermouth, vermuth (*ver'-mooth*) [Ger. *wermuth*, wormwood]. A cordial prepared from white wine and flavored with wormwood; used as an appetizer.

vernal (*ver'-nal*) [*vernalis*, of the spring]. Pertaining to the spring. **v. catarrh** or **conjunctivitis** a form of conjunctivitis recurring each spring or summer and disappearing with frost. **v. fever,** malarial fever.

Vernes' test (*vairns*) [A. *Vernes*, French physician]. A blood test for syphilis: The patient's serum is mixed with pig's serum, perethynol, and sheep's cells; the mixture is colorless if syphilis is present, and is colored red if syphilis is not present.

Vernet syndrome (*vasr'-na'*). Hemiplegia of the soft palate, larynx and pharynx, in cases of associated paralysis of the larynx.

Verneuil's neuroma [Aristide Auguste Stanislas *Verneuil*, French surgeon, 1823–1895]. A plexiform neuroma or neuroma cirsoideum. **V.'s operation,** a form of iliac colotomy.

vernier (*ver'-ne-ur*) [after the inventor, Pierre *Vernier*, French physicist, 1580–1637]. In physics, a contrivance attached to various instruments of precision for the estimation of minute fractions of any unit of distance.

vernine (*ver'-nēn*), $C_{16}H_{20}N_8O_8$. A leukomaine base found in young vetch, clover, ergot, etc., and yielding guanine on heating with hydrochloric acid.

vernix caseosa [L., "cheesy varnish"]. A sebaceous deposit covering the surface of the fetus.

vernonin (*ver-no'-nin*) $C_{16}H_{24}O_7$. A glucoside from the root of *Vernonia nigritiana*. Its action is similar to that of digitalin, and it is used as a cardiac tonic.

veronal (*ver'-on-al*). Diethylmalonylurea, a white crystalline substance used as a hypnotic. Dose 7–20 gr. (0.5–1.3 Gm.).

Veronica (*ve-ron'-ik-ah*). A genus of scrophulariaceous herbs and shrubs. **V. virginica,** leptandra, Culver's physic; the root is a purgative and cholagogue

verruca (*ver-oo'-kah*) [L. pl., *verrucæ*]. Wart. **v. acuminata,** a venereal wart. **v. necrogenica,** a warty excrescence found on the fingers of those who frequently handle the tissues of tuberculous subjects. Syn., *anatomic tubercle; dissection tubercle.*

verruciform (*ver-oo'-sif-orm*) [*verruca; forma*, form]. Wart-like.

verrucoid (*ver-oo'-koid*). Resembling a wart.

verrucose, verrucous (*ver'-oo-kōs, ver'-oo-kus*) [*verruca*] Warty; covered with or having warts.

verruga (*ver-oo'-gah*) [Sp.]. 1. See *verruca*. 2. *veruga peruana*. **v. peruana,** an endemic specific disease of the skin, occurring in the western Andes in Peru. Syn., *Carrion's disease; Peruvian wart.*

verruges (*ver-oo'-gahs*). See *verruga peruana*.

version (*ver'-zjun*) [*vertere*, to turn]. Turning; an operation whereby one part of the fetus is made to replace another at the mouth of the uterus. **v., abdominal,** same as *v., external.* **v., bipolar,** version by acting upon both poles of the fetus. **v., cephalic,** turning of the fetus so as to bring the head to present. **v., combined,** bipolar version consisting of a combination of external and internal version. **v., external,** that effected by external manipulation. **v., internal,** that performed by entering the hand within the uterus. **v., mixed,** same as *v., combined.* **v., pelvic,** turning the fetus to bring about a breech presentation. **v., podalic,** that in which one or both feet are brought to the mouth of the uterus. **v., spontaneous,** the process whereby without external influence, a transverse position is changed into a longitudinal one.

Verstraetin's bruit. A bruit heard over the lower border of the liver in some cachectic individuals.

vertebra (*ver'-teb-rah*) [L., "a joint; a bone of the spine;" *pl. vertebræ*]. One of the bones forming the spinal or vertebral column. There are 33 vertebræ, divided into 7 cervical, 12 thoracic or dorsal, 5 lumbar, 5 sacral (the sacrum), 4 coccygeal (the coccyx). A typical vertebra consists of a body and an arch, the latter being formed by 2 pedicles and 2 laminæ. The arch supports 7 processes: 4 articular, 2 transverse, and 1 spinous. **v., basilar,** the last lumbar vertebra. **v. dentata,** the axis. **v. false,** one of the sacral or coccygeal vertebræ. **vertebræ, flexion,** all except the first two cervical vertebræ. **v. magna,** the sacrum. **v. prominens,** the seventh cervical vertebra. **vertebræ, rotation,** the first and second cervical vertebræ. **v., tricuspid,** the sixth cervical vertebra in the lower animals. **v., true,** one of the cervical dorsal or lumbar vertebræ

vertebradymia (*ver-te-brah-dim'-e-ah*). See *spondylodidymia.*

vertebral (*ver'-teb-ral*) [*vertebra*]. 1. Pertaining to or characteristic of a vertebra; made up of or possessing vertebræ. 2. Pertaining to the vertebral artery **v. artery.** See *artery, vertebral.* **v. column,** the spinal column; the backbone. **v. groove,** the groove between the spinous and transverse processes of the spinal column, the floor being formed by the laminæ. **v. ribs,** the last two ribs.

vertebralis (*ver-te-bra'-lis*). Vertebral, pertaining to one or more of the vertebræ.

vertebrarium (*ver-te-bra'-re-um*) [L.]. The spinal column.

vertebrarterial (*ver-teb-rar-te'-re-al*) [*vertebra; artery*]. Giving passage to the vertebral artery, as the *vertebrarterial* foramina in the transverse processes of the cervical vertebræ.

Vertebrata (*ver-te-bra'-tah*) [*vertebra*, a vertebra]. A great division of the animal kingdom, including all animals having a spinal column, or its equivalent body axis.

vertebrate, vertebrated (*ver'-teb-rāt, ver'-teb-ra-ted*) [*vertebra*]. 1. Having a vertebral column. 2. Resembling a vertebral column in flexibility, as a *vertebrate* catheter.

vertebrectomy (*ver-te-brek'-to-me*) [*vertebra-; ἐκτομή*, excision]. Excision of a portion of a vertebra.

vertebro- (*ver-teb-ro-*) [*vertebra*]. A prefix denoting pertaining to a vertebra.

vertebroarterial. See *vertebrarterial.*

vertebrobasilar(*ver-te-bro-baz'-il-ar*) [*vertebro-; βάσις*, base]. Belonging to the vertebræ and the base of the skull. **v. plexus,** the vertebral plexus.

vertebrochondral (*ver teb-ro-kon'-dral*) [*vertebro-; χονδρός*, cartilage] Connecting the costal cartilages with the vertebræ.

vertebrocostal (*ver-teb ro-kos'-tal*) [*vertebro-; costa*, a rib]. Pertaining to the vertebræ and the ribs.

vertebrodidymia (*ver-te-bro-did-im'-e-ah*) [*vertebro-; δίδυμος*, twin]. A monstrosity formed by two individuals united by the vertebræ.

vertebrofemoral (*ver-te-bro-fem'-or-al*) [*vertebro-; femur*]. Pertaining to the vertebral column and the femur.

vertebroiliac (*ver-teb-ro-il'-e-ak*) [*vertebro-; ilium*]. Pertaining to the vertebræ and the ilium.

vertebromammary (*ver-te-bro-mam'-ar-e*) [*vertebro-; mamma*, breast]. Relating to the vertebræ and the mammary region of the thorax.

vertebrosacral (*ver-teb-ro-sa'-kral*) [*vertebro-; sacrum*]. Pertaining to the vertebræ and the sacrum.

vertebrosternal (*ver-teb-ro-ster'-nal*) [*vertebro-; sternum*]. Extending from the spinal column to the sternum. **v. ribs,** the true ribs.

vertex (*ver'-teks*) [L.]. The crown or top of the head; calvaria, **v. cordis,** the apex of the heart. **v. cubiti,** the olecranon. **v. presentation,** a presentation of the vertex of the fetal skull.

vertical (*ver'-tik-al*) [*vertex*]. 1. Pertaining to the vertex. 2. Perpendicular; referring to the position of the long axis of the body in the erect posture. **v. diameter of cranium,** an imaginary line from the basion to the bregma.

verticil (*ver'-tis-il*) [*verticillus*, the whirl of a spindle]. In biology, a whorl; a circle of leaves, tentacles, hairs, organs, or processes radiating from an axis on the same horizontal plane.

verticillate (*ver-tis-il'-āt*) [*verticillus*, a whirl]. Whorled.

verticomental (*ver-tik-o-men'-tal*) [*vertex; mentum*, the chin]. Pertaining to vertex and chin.

vertiginous (*ver-tij'-in-us*) [*vertigo*]. Resembling or affected with vertigo.

vertigo (*ver'-tig-o;* also *ver-ti'-go*) [L., from *vertere*, to turn]. Giddiness, dizziness; a sensation of lack of equilibrium. it may be due to disease of the ears (*auditory* or *aural vertigo*), the eyes (*ocular vertigo*), the brain (*cerebral vertigo*), the stomach (*gastric vertigo*), the blood, etc. **v., auditory** or **aural.** See *Ménière's disease.* **v., cerebral,** that due to cerebral disorder. **v., epileptic,** vertigo associated with or preceding an attack of epilepsy. **v., essential,** one not due to any discoverable cause. **v., gastric,** that arising from dyspepsia. **v., intestinal.** 1. That caused by intestinal disorder. 2. That caused by pressure on the terminal portions of the intestine by gas or feces, or even when the finger is introduced into the rectum and irritates the intestinal wall It is thought to be due to pressure on the hemorrhoidal plexus of the sympathetic system. **v., labyrinthine.** See *Ménière's disease.* **v., lithemic,** a form associated with gout and lithemia. **v., neurasthenic,** subjective vertigo found in neurasthenia. **v., objective,** one in which objects seem to the patient to move. **v., ocular,** that due to eye-disease. **v., organic,** that due to brain lesion. **v. paralyzant, v., paralyzing.** See *Gerlier's disease.* **v., peripheral,** that due to irritation that is not central. **v., stomachal,** gastric vertigo, caused by disorder of the stomach. **v., subjective,** one in which the patient has a sensation as if he himself were moving. **v. tenebricosa,** that accompanied by dimness of vision and headache. **v., toxemic,** that due to some poison in the blood. **v., vertical,** that caused by looking downward from or upward to a height.

verumontanitis (*ver-oo-mon-tan-i'-tis*). Inflammation of the verumontanum; colliculitis.

verumontanum (*ver-oo-mon-ta'-num*) [*veru*, a spit; *mons*, a mountain]. The caput gallinaginis, a longitudinal ridge on the floor of the prostatic urethra.

vervain (*ver'-vān*). See *verbena.*

Vesalius' foramen (*ves-a'-le-us*) [Andreas *Versalius*, Italian anatomist (born in Belgium), 1514–1564]. An inconstant foramen in the base of the skull, anterointernal to the foramen ovale; it transmits an emissary vein. **V.'s glands,** the bronchial and pulmonary glands. **V.'s ligament.** See *ligament, Poupart's.* **V.'s sesamoid bones,** fibrocartilaginous or osseous bodies often found in the tendons of the gastrocnemius. **V.'s vein,** a small vein through which the pterygoid plexus communicates with the cavernous sinus.

vesania (*ves-a'-ne-ah*) [L.]. Unsoundness of mind.

vesanic (*ves-an'-ik*) [*vesania*, unsoundness of mind]. Relating to insanity.

vesculan (*ves'-kū-lan*). Trade antifat remedy.

vesica (*ves'-ik-ah*) [L.; *gen.* and *pl.*, *vesicæ*]. The bladder. **v. fallea,** the gall-bladder. **v. urinaria,** the urinary bladder.

vesical (*ves'-ik-al*) [*vesica*]. Pertaining to the bladder. **v. calculus,** a stone in the bladder. **v. crisis,** severe paroxysmal pain in the bladder in locomotor ataxia. **v. triangle,** the trigone.

vesicant (*ves'-ik-ant*) [*vesicare*, to blister]. 1. Blistering. 2. A blistering agent.

vesicate (*ves'-ik-āt*). To blister.

vesication (*ves-ik-a'-shun*) [see *vesicant*]. The formation of a blister, a blister.

vesicatory (*ves'-ik-at-o-re*) [see *vesicant*]. 1. Blistering. 2. A blistering agent.

vesicle (*ves'-ik-l*) [*vesicula*, dim. of *vesica*, bladder]. 1. A small bladder; especially a small sac containing fluid 2 A small skin blister as a *herpetic* or *smallpox vesicle.* **v., allantoic,** internal hollow portion of the allantois. **v., auditory,** an ectodermic sac, a part of the cerebral vesicle, from which the internal ear is formed **v., blastodermic.** See *blastoderm.* **v.s., cerebral** or **encephalic,** divisions of the anterior extremity of the neural tube of the embryo, subsequently forming the segments of the brain. **v., germinal,** nucleus of the ovum. **v., Graafian.** See *follicle, Graafian.* **v., ocular,** a protrusion of the anterior cerebral vesicle, the first indication of the eye. **v., olfactory,** the primitive vesicle that develops into the olfactory lobe. **v., optic,** a hollow process of the cerebral vesicle forming the essential part of the eye. **v., otic.** See *v., auditory.* **v., prostatic.** See *uterus masculinus.* **v., seminal,** one of the two little sacs at the base of the bladder which hold the semen. **v., umbilical.** See *yolk-sac.*

vesico- (*ves-ik-o-*) [*vesica*]. A prefix denoting pertaining to the bladder.

vesicoabdominal (*ves-ik-o-ab-dom'-in-al*) [*vesico-; abdomen*]. Pertaining to the abdomen and the urinary bladder.

vesicocele (*ves'-ik-o-sēl*) [*vesico-; κήλη*, hernia]. Hernia of the bladder; cystocele.

vesicocervical (*ves-ik-o-ser'-vik-al*) [*vesico-; cervix*]. Pertaining to the cervix uteri and the urinary bladder.

vesicoclysis (*ves-ik-ok'-lis-is*) [*vesico-; κλυσις*, a washing out]. The injection of fluid into the bladder.

vesicofixation (*ves-ik-o-fiks-a'-shun*) [*vesico-; fixation*]. 1. The operation of suturing the bladder to the abdominal wall. 2. The surgical attachment of the uterus to the bladder.

vesicoprostatic (*ves-ik-o-pros-tat'-ik*) [*vesico-; prostate*]. Pertaining to the prostate gland and the urinary bladder.

vesicopubic (*ves-ik-o-pū'-bik*) [*vesico-; pubis*]. Pertaining to the urinary bladder and to the pubes.

vesicorectal (*ves-ik-o-rek'-tal*) [*vesico-; rectum*]. Pertaining to the bladder and the rectum.

vesicorenal (*ves-ik-o-re'-nal*) [*vesico-; renal*]. Pertaining to the bladder and the kidney. **v. reflux,** the backward flow of urine from the bladder into the pelvis of the kidney.

vesicosigmoid (*ves-ik-o-sig'-moid*) [*vesico-; sigmoid*]. Pertaining to the urinary bladder and the sigmoid flexure.

vesicosigmoidostomy (*ves-ik-o-sig-moid-os'-tom-e*) [*vesico-; sigmoid; στόμα*, mouth]. The operation

of forming a communication between the urinary bladder and the sigmoid flexure.

vesicosphincter (*ves-ik-o-sfingk'-ter*) [*vesico-*; *σφίγγειν*, to bind]. The sphincter of the bladder.

vesicospinal (*ves-ik-o-spi'-nal*) [*vesico-*; *spina*, spine]. Pertaining to the urinary bladder and the spinal cord.

vesicotomy (*ves-ik-ot'-o-me*) [*vesico-*; *τέμνειν*, to cut] Incision of the bladder; cystotomy.

vesicoumbilical (*ves-ik-o-um-bil'-ik-al*). Pertaining to the umbilicus and the urinary bladder.

vesicourachal (*ves-ik-o-ū'-rak-al*). Relating to the bladder and the urachus.

vesicoureteral (*ves-ik-o-ū-re'-ter-al*) [*vesico-*; *ureter*]. Pertaining to the urinary bladder and the ureter.

vesicourethral (*ves-ik-o-ū-re'-thral*) [*vesico-*; *urethra*]. Pertaining to the bladder and urethra.

vesicouterine (*ves-ik-o-ū'-ter-in*) [*vesico-*; *uterus*]. Pertaining to the urinary bladder and the uterus.

vesicouterovaginal (*ves-ik-o-ū-ter-o-vaj'-in-al*). Relating to the bladder, uterus, and vagina.

vesicovaginal (*ves-ik-o-vaj'-in-al*) [*vesico-*, *vagina*]. Pertaining to the bladder and the vagina.

vesicovaginorectal (*ves-ik-o-vaj-in-o-rek'-tal*). Pertaining to the bladder, vagina, and rectum.

vesicula (*ves-ik'-ū-lah*) [dim. of *vesica*, a bladder, *pl.*, *vesiculæ*]. A vesicle. **v. fellis**, the gallbladder. **v. Graafiana.** See *follicle, Graafian.* **vesiculæ Nabothii.** See *ovule* (2). **v. prostatica**, the sinus pocularis. **vesiculæ seminales.** See *vesicle, seminal.*

vesicular (*ves-ik'-ū-lar*) [*vesicle*]. 1. Pertaining to or composed of vesicles. 2. Produced in vesicles, as *vesicular* breathing, *vesicular* murmur **v. column**, a column of ganglion-cells at the base of the posterior horn of the spinal cord. **v. column, posterior.** See *column of Clarke.* **v. eczema**, eczema attended with the formation of vesicles. **v. murmur**, a fine, normal, inspiratory, auscultatory sound heard over the chest. **v. rale**, the crepitant rale

vesiculase (*ves-ik'-ū-lās*). An enzyme occurring in the prostatic fluid, and said to be concerned in the coagulation-like process which occurs in ejaculated seminal fluid.

vesiculate (*ves-ik'-ū-lāt*). 1. Having a vesicle. 2 To become vesicular.

vesiculated (*ves-ik'-ū-la-ted*). Composed of vesicles

vesiculation (*ves-ik-ū-la'-shun*). The formation of vesicles; the state of becoming vesiculated

vesiculectomy (*ves-ik-ū-lek'-to-me*) [*vesicula*; *ἐκτομή*, excision]. Resection, complete or partial, of the seminal vesicles.

vesiculiferous (*ves-ik-ū-lif'-er-us*) [*vesicle*; *ferre*, to bear]. Bearing or having vesicles.

vesiculiform (*ves-ik'-ū-li-form*) [*vesicula*; *forma*, form] Having the form of a vesicle.

vesiculitis (*ves-ik-ū-li'-tis*) [*vesicle*; *itis*, inflammation]. Inflammation of the seminal vesicles.

vesiculobronchial (*ves-ik-ū-lo-brong'-ke-al*) [*vesicle*; *bronchus*]. Both vesicular and bronchial.

vesiculocavernous (*ves-ik-ū-lo-kav'-er-nus*) [*vesicle*; *cavernous*]. Both vesicular and cavernous.

vesiculopapular (*ves-ik-ū-lo-pap'-ū-lar*) [*vesicle*; *papule*]. Consisting of vesicles and papules.

vesiculopustular (*ves-ik-ū-lo-pus'-tū-lar*) [*vesicle*; *pustule*]. Consisting of vesicles and pustules.

vesiculose (*ves-ik'-u-lōs*). Vesiculiform.

vesiculotomy (*ves-ik-ū-lot'-om-e*) [*vesicle*; *τομή*, a cutting]. Division of a seminal vesicle.

vesiculotubular (*ves-ik'-ū-lo-tū'-bū-lar*) [*vesiculo-*; *tubulus*, a tubule]. Both vesicular and tubular (a qualification for certain respiratory sounds).

vesiculotympanitic (*ves-ik-ū-lo-tim-pan-it'-ik*) [*vesicle*; *tympanum*]. Both vesicular and tympanitic.

vesiculous (*ves-ik'-ū-lus*). Vesicular, vesiculiform.

vesipyrine (*ves-ip-i'-rin*). Acetyl salol, used like salol in influenza, rheumatism, and neuralgia.

vespajus (*ves-pa'-jus*) [*vespa*, a wasp]. A follicular, suppurative inflammation of the hairy part of the scalp.

vessel (*ves'-el*) [Fr., from *vasculum*, a vessel]. A receptacle for fluids, especially a tube or canal for conveying blood or lymph. **v.s, absorbent**, the lymphatics and lacteals. **v.s, chyliferous**, absorbent vessels extending from the intestinal walls to the thoracic duct. **v.s, hemorrhoidal**, varicose veins of the rectum. **v.s, Jungbluth's**, nutrient vessels lying immediately beneath the amnion and disappearing usually at an early period of embryonic life. **v.s, lacteal.** Same as *v s, chyliferous.* **v.s, radicular**, branches of vertebral arteries supplying cerebral nerve-roots. **v.s, umbilical**, the umbilical arteries and veins.

vessignon (*ves-ēn-yong'*). Wind-gall.

vestibular (*ves-tib'-ū-lar*) [*vestibule*]. Pertaining to a vestibule.

vestibulate (*ves-tib'-ū-lāt*) [*vestibulum*]. Having a vestibule; vestibular.

vestibule (*ves'-tib-ūl*) [*vestibulum*, a porch]. An approach; an antechamber. **v., aortic**, the space formed by the left ventricle adjoining the root of the aorta. **v. of the ear**, the oval cavity of the internal ear, which forms the entrance to the cochlea. **v. of the mouth**, that portion of the mouth outside of the teeth. **v. of the nose**, the anterior part of the nostrils **v. of the vagina, v. of the vulva**, a triangular space below the clitoris and between the nymphæ.

vestibulotomy (*ves-tib-ū-lot'-o-me*) [*vestibule*; *τομή*, a cutting] Surgical operation, making an opening into the vestibule of the labyrinth.

vestibulourethral (*ves-tib-ū-lo-ū-re'-thral*). Relating to the bulbi vestibuli and to the urethra.

vestibulum (*ves-tib'-ū-lum*). See *vestibule.* Generally applied to the vestibule of the ear.

vestige (*ves'-tij*) [*vestigium*, footprint]. A trace or remnant of something formerly present or more fully developed.

vestigial (*ves-tij'-e-al*) [*vestige*]. Of the nature of a vestige or trace; rudimentary. **v. fold**, a fibrous band of the pericardium representing the obliterated left innominate vein.

vestigium (*ves-tij'-e-um*) [L., a foot-print; *pl.*, *vestigia*]. An anatomical relic of fetal or embryonic life. Thus, the thymus gland becomes in adults a *vestigium.*

vestosol (*ves'-to-sol*). An ointment said to contain formaldehyde, boric acid and zinc oxide.

vesuvine (*ves-ū'-vēn*) [*Vesuvius*, a volcano near Naples]. Bismarck-brown, triamidobenzol; a stain used in microscopy.

vesypin (*ves'-ip-in*). Acetylsalol.

veta (*ve'-tah*) [Sp.]. Mountain sickness

veterinarian (*vet-er-in-a'-re-an*) [see *veterinary*]. One who practises veterinary medicine.

veterinary (*vet'-er-in-ar-e*) [*veterinarius*, of, or belonging to beasts of burden]. Pertaining to domestic animals. **v. medicine**, medicine as applied to the domestic animals. See table p. 1509.

vetrinol (*vet'-rin-ol*). An unguentine for veterinary use.

vetol (*vet'-ol*). A yohimbine for veterinary use

V. F. Abbreviation for visual field.

via (*vi'-ah*) [L.; *pl.*, *viæ*]. A way. **viæ naturales**, the natural passages. See *primæ viæ*.

viability (*vi-ab-il'-it-e*) [*viable*]. The state of being viable.

viable (*vi'-ab-l*) [Fr. *vie*, from L. *vita*, life]. Capable of living; likely to live; applied to a fetus capable of living outside of the uterus.

vial (*vi'-al*) [*φιάλη*, a shallow cup]. A small glass bottle.

vibex (*vi'-beks*) [L.; *pl.*, *vibices*]. A linear ecchymosis

vibrate (*vi'-brāt*) [*vibrare*, to shake]. To move to and fro.

vibratile (*vi'-bra-til*) [see *vibrate*]. Moving to and from; vibrating.

vibration (*vi-bra'-shun*) [see *vibrate*]. The act of moving to and fro.

vibrative (*vi'-bra-tiv*). Characterized by vibrations.

vibrator (*vi'-bra-tor*) [see *vibrate*]. A device for conveying mechanical vibration to a part.

vibratory (*vi'-bra-tor-e*). Characterized by vibrations.

Vibrio (*vib'-re-o*) [see *vibrate*]. A genus of *Schizomycetes*. See *Spirillum*. **V. choleræ**, the spirillum of Asiatic cholera.

vibrissa (*vib-ris'-ah*) [L.; *gen.* and *pl.*, *vibrissæ*]. One of the hairs near the opening of the anterior nares.

vibromassage (*vi-bro-mas-ahzj'*). 1. See *massage, vibratory*. 2. A form of pneumomassage for the ear.

vibromasseur (*vi-bro-mas-er'*). A vibrator.

vibrometer (*vi-brom'-et-er*) [*vibrate*; *μέτρον*, a measure]. A device for the treatment of deafness, by which rapid vibrations of the membrana tympani are induced.

vibrophone (*vi'-bro-fōn*) [*vibrate*; *φωνή*, sound]. A device for applying sound massage to the membrana tympani in treatment of deafness.

vibrotherapeutics (*vi-bro-ther-ap-ū'-tiks*). The therapeutic application of vibration.

viburnin (*vi-bur'-nin*) [*Viburnum*]. A precipitate from a tincture of *Viburnum opulus*; antispasmodic, antiperiodic, expectorant, tonic. Dose 1 to 3 gr.

Viburnum (*vi-bur'-num*). A genus of the *Caprifoliaceæ*. The dried bark of *V. opulus*, cranberry-tree, cramp-bark, is official in the U. S. P., and is used in dysmenorrhea, scurvy, asthma, etc. The dried bark of the root of *V. prunifolium* or of *V. lentago* is official in the U. S. P., and is used in dysmenorrhea, threatened abortion, menorrhagia, etc. **V. opulus, fluidextract of** (*fluidextractum viburni opuli*, U. S. P.). Dose 1–2 dr. (4–8 Cc.). **V. prunifolium, fluidextract of** (*fluidextractum viburni prunifolii*, U. S. P.). Dose 1–2 dr. (4–8 Cc.).

vicarious (*vi-ka'-re-us*) [*vices*, changes]. Taking the place of something else; of a habitual discharge occurring in an abnormal situation, as *vicarious* menstruation.

vice (*vīs*) [L., *vitium*]. 1. A physical defect, as a *vice* of conformation. 2. A moral defect; a bad habit.

Vichy water (*ve-she*). A mildly laxative and antacid mineral water obtained from Vichy, in France, and used in rheumatic and gouty conditions and in disorders of the liver.

vicious (*vish'-us*) [from *vice*]. Defective, faulty. **v. union**, the union of the ends of a fractured bone with deformity.

vicocoa (*vi-ko'-ko*). A combination of malt, kola, and cocoa.

Vicq d'Azyr's band, V. d'A.'s stripe (*vik-dah-zēr*) [Félix *Vicq d'Azyr*, French anatomist, 1748–1794]. See *Baillarger's layer*. **V. d'A.'s bundle**, a tract of nerve-fibers passing from the corpus albicans to the anterior nucleus of the optic thalamus. **V. d'A.'s foramen**, the foramen cæcum at the upper end of the median groove of the anterior surface of the oblongata. **V. d'A.'s line**, V. d'A.'s band. **V. d'A.'s operation**, rapid tracheotomy through the cricothyroid membrane.

Victoria blue (*vik-to'-re-ah*) [after Queen *Victoria* of England, 1819–1901]. A blue stain used in histology. It is phenyltetramethyl-amidoalph-anaphthyldiphenylcarbinol hydrochloride. **V. orange**, a yellow stain used in histology: it is a salt of dinitrocresol.

victorium (*vik-to'-re-um*) [after Queen *Victoria* of England, 1819–1901]. A supposed element of the yttrium-cerium group discovered by Sir William Crookes; its existence is not proved.

Vidal's method (*ve-dal'*) [Emile *Vidal*, French dermatologist, 1825–1893]. Treatment of lupus vulgaris by multiple incisions.

Vidal's operation (*ve-dal'*) [Auguste Théodore *Vidal* de Cassis, French surgeon, 1803–1856]. Subcutaneous ligation of the veins involved, in treatment of varicocele.

Vidian artery (*vid'-e-an*) [relating to, described by, or named after Vidus *Vidius* (Guido Guidi), Italian anatomist, 1545–1569]. A branch of the internal maxillary artery; it passes through the Vidian canal and is distributed to the pharynx and Eustachian tube. **V. canal**, a canal of the sphenoid bone at the base of the internal pterygoid plate, opening anteriorly into the sphenomaxillary fossa, and posteriorly into the lacerated foramen. It transmits the Vidian nerve and vessels. **V. nerve**, a branch given off from the sphenopalatine ganglion.

vieirin (*vi-e'-ir-in*). A principle from the bark of *Remijia vellosii*, one of the cuprea-barks. It is an amorphous white substance with an aromatic odor and bitter taste. It is soluble in alcohol and chloroform, and is used as a febrifuge instead of quinine. Dose 1–4 gr. (0.065–0.25 Gm.) several times daily.

Vienna caustic. Potassa cum calce.

Vienna paste (*ve-en'-ah*). See *paste, Vienna*.

Vienna powder. Potassa cum calce.

Vierordt's hemotachometer (*fēr'-ort*) [Karl *Vierordt*, German physiologist, 1818–1884]. An instrument for measuring the rate of flow of the blood.

Vieth's ratio (*ve-eth'*). In milk, the proportions of lactose, protein and mineral matter, are 13:9:2.

Vieussen's annulus (*ve-oo-son'*) [Raymond *Vieussens*, French anatomist, 1641–1715]. A small nerve passing between the middle and lower cervical, or first dorsal, ganglia and forming a loop around the subclavian artery. Syn., *ansa subclavia*. **V.'s centrum ovale.** See *centrum ovale Vieussenii*. **V.'s ganglion**, the solar plexus. **V.'s isthmus, V.'s ring**, the annulus ovalis. **V.'s valve.** See *valve of Vieussens*. **V.'s ventricle**, the fifth ventricle.

viferral (*vi-fer'-al*). Hydronal.

vigil (*vij'-il*) [L.]. Watchful wakefulness. **v., coma.** See *coma vigil*.

vigilambulism (*vij-il-am'-bū-lism*) [*vigil*; *ambulare*, to walk]. Ambulatory automatism in the waking state.

vigilance (*vij'-il-ans*). Insomnia, vigil.

vigintinormal (*vij-in-te-nor'-mal*) [*vigınti*, twenty; *norma*, rule]. Possessing one-twentieth of what is normal.

Vignal's cells (*vēn'-yal*) [Guillaume *Vignal*, French physiologist, contemporary]. Embryonic connective-tissue (mesenchymatous) cells lying upon the axis-cylinders of which the fetal nerve-fibers are made up. At first globular, these cells elongate and gradually fuse until they form a complete sheath around the axis-cylinder.

Vigo plaster (*ve'-go*) [Giovanni da *Vıgo*, Italian surgeon, circ. 1500]. A plaster containing mercury, turpentine, wax, lead-plaster, and other substances. **V.'s powder**, red oxide of mercury.

vigoral (*vig'-o-ral*). A proprietary preparation of pulverized beef and beef extract.

Vigouroux's sign (*ve-goo-roo'*) [Auguste *Vigouroux*, French neurologist]. Diminished resistance of the skin to electric stimulation in exophthalmic goiter.

Villard's button (*ve-lar'*) [——*Villard*, French surgeon]. A modification of Murphy's button.

Villatte's liquor, or solution (*ve-lat'*). A preparation used for injecting into carious bones, consisting of zinc sulphate and copper sulphate, each, 15 gr.; lead subacetate solution, ½ dr., and dilute acetic acid, 3½ dr.

villi (*vil'-ı*). Pleural of *villus*, a tuft. Tufts of hair, or hair-like processes or projections of a mucous membrane giving it a velvety appearance. **v., arachnoid,** Pacchionian bodies. **v. of the chorion,** fringes growing from the external surface of the vitelline membrane, finally covering the entire chorion. **v., intestinal,** minute, highly vascular tongue-like processes projecting from the free surface of the mucous membrane of the small intestine throughout its whole extent. They are larger and more numerous in the duodenum and jejunum and are fewer and smaller in the ileum. They constitute the chief organs of absorption of fatty emulsions. **v. pericardiaci,** villi upon the ental surface of the pericardium. **v. peritoneales,** villi upon the free surface of the peritoneum. **v. pleurales,** villi on the parietal pleura. **v., synovial,** small, tongue-like processes projecting from the fringes of synovial membranes.

villiferous (*vil-if'-er-us*) [*villus; ferre*, to bear]. Furnished with tufts of hairs or villi.

villiform (*vil'-if-orm*) [*villus; forma*, form]. Villose in form.

villiplacental (*vil-ip-las-en'-tal*) [*villus; placenta*]. Having a tufted or villous placenta.

villitis (*vil-ı'-tis*) [*villus; ıtıs*, inflammation]. Inflammation of the cushion or soft part of the wall of a horse's hoof. See *coronitis*.

villoid (*vil'-oid*) [*villus; εἶδος*, like]. Villiform.

villoma (*vil-o'-mah*) [*villus; ὄμα*, tumor]. A villous tumor.

villose, villous (*vil'-ōs, vil'-us*) [*villus*]. Pertaining to a villus; covered with villi; characterized by the formation of villus-like projections.

villositis (*vil-os-ı'-tis*) [*villus; ıtıs*, inflammation]. Inflammation of the villous surface of the placenta.

villosity (*vil-os'-il-e*) [*villus*]. 1. The state of being villous. 2. A proliferation of a membranous surface.

villus (*vil'-us*) [L., "a tuft of hair;" *pl., villi*]. 1. One of the minute club-shaped projections from the mucous membrane of the intestine, consisting of a lacteal vessel, an arteriole, and a vein, inclosed in a layer of epithelium. 2. One a. the vascular tufts of the chorion.

vin. Abbreviation of Latin *vinum*, wine.

vin (*van*) [Fr.]. Wine.

vina (*vi'-nah*) [L., *pl.* of *vinum*, wine]. Wines. **v. medicata,** medicated wines.

vinasse (*ve-nas*) [Fr.]. Potash obtained from the residue of the wine-press.

Vincent's angina [H. *Vincent*, French physician, 1862–]. Diphtheroid angina due to the bacillus of pseudodiphtheria. Syn., *ulcero-membranous angina*. **V.'s bacillus,** a pisiform organism occurring in V.'s angina. **V.'s sign.** See *Argyll-Robertson pupil*. **V.'s spirillum,** a spirillum occurring in V.'s angina.

Vincent's powder. A mixture containing calcium hypochlorite 1, and boric acid 9 parts.

Vincetoxicum (*vin-se-toks'-ik-um*) [*vincere*, to subdue; *toxicum*, poison]. A genus of the order *Asclepiadaceæ*. The root of *V. officinale*, swallowwort, indigenous to Europe, is used as an emetic and in menstrual disorders.

vincula accessoria tendinum [L., *pl.* of *vinculum*, a band]. The slender tendinous filaments which connect the phalanges with the flexor tendons.

vinculum (*vin'-kū-lum*) [*vinculum*, a band, fetter]. A ligament, frenum. **v. linguæ,** frenum of the tongue. **v. lingulæ,** the lateral prolongation of the lingula of the cerebellum. **v. præputii,** the frenum of the prepuce. **v. umbilicale,** the umbilical cord.

vinegar (*vin'-e-gar*) [Fr., *vin*, wine; *aigre*, sour]. 1. An impure solution of acetic acid, obtained by acetous fermentation of wine, beer, cider, etc., or by the dry distillation of wood. It is used as a condiment. 2. A solution of a medicinal substance in vinegar or acetic acid. Only two vinegars are official in the U. S. P.: vinegar of opium (*acetum opıı*, U. S. P.) and vinegar of squill (*acetum scillæ*, U. S. P.). **v. of lead,** solution of lead subacetate. **v., radical,** glacial acetic acid.

vinic (*vi'-nik*) [*vinum*]. Pertaining to wine; obtained from wine.

vinometer (*vi-nom'-e-ter*) [*vinum*, wine; *μέτρον*, measure]. An instrument for measuring the percentage of alcohol in a liquor.

vinopyrine (*vı-no-pi'-rin*). Trade name of an antipyretic, said to be paraphenetidin bitartrate.

vinous (*vi'-nus*) [*vinum*]. Having the nature of wine; containing wine.

vinum (*vi'-num*) [L.: *gen.*, *vini; pl., vina*]. Wine. The fermented juice of fruits, especially that of grapes. See *wine*. There are 10 official vina, of which 8 are medicated. **v. absinthiatum,** wormwood-wine; made by macerating artemisia absinthium in white wine. **v. album,** white wine, an alcoholic liquid made by fermenting the juice of the fresh grape; it contains from 10 to 14 % by weight of absolute alcohol. **v. antimonii,** wine of antimony. Dose ♏ x–xxx. **v. aromaticum** consists of strong white wine 94 % with 1 % each of lavender, origanum, peppermint, rosemary, sage, and wormwood. **v. cocæ,** wine of coca, contains 6.5% of fluidextract of coca. Dose ʒ iv. **v. colchici seminis,** wine of colchicum-seed. Dose ♏ x–xxx. **v. ergotæ,** wine of ergot. Dose ʒ j–iij. **v. ferri,** wine of iron. Dose ʒ j–ij. **v. ferri amarum,** bitter wine of iron. Dose ʒ j–iij. **v. ipecacuanhæ,** wine of ipecac. Dose ♏ v–x. **v. opii,** 1.3 to 1.6 Gm. morphine in 100 Cc. Dose ♏ v–xv. **v. portense,** port wine, is fortified with 25–30 %; and **v. xericum,** sherry wine, until it contains about 25 % of alcohol. **v. rubrum,** red wine, an alcoholic liquid made by fermenting the juice of the fresh, colored grapes

the fruit of *Vitis vinifera*, in the presence of their skins. It contains from 10–14 % by weight of absolute alcohol. **vini gallici, spiritus,** brandy.

vinyl (*vi'-nil*). A univalent radical, CH_2CH.

vioform (*vi'-o-form*). See *iodochloroxyquinolin*.

Viola (*vi'-o-lah*) [L., "violet"]. A genus of plants of the *Violarieæ*, including *V. tricolor*, heart's-ease, *V. odorata*, *V. cucullata*. *V. odorata*, as well as other species, is used in bronchitis.

violation (*vi-o-la'-shun*) [*violare*, to ravish]. Rape. Sometimes used to express the fact of coitus without force, but by deception, with the weak-minded, etc.

violet (*vi'-o-let*) [*viola*]. 1. One of the colors of the spectrum, very closely resembling the purple of violets and possessing the greatest refrangibility of the spectral colors. 2. A violet dyestuff. **v.-blindness,** retinal insensibility to violet tints. **v., gentian-,** a violet anilin dye used for staining in histological and bacteriological work. **v., methyl-.** See *methyl-violet*.

violine (*vi'-o-lēn*) [*viola*]. A emetocathartic alkaloid from *Viola tricolor*.

violinist's cramp, violin-player's cramp. An occupation-neurosis occurring in violin-players, characterized by spasm of the playing fingers.

viosterol (*vi-os'-ter-ol*). Irradiated ergosterol. An antirhachitic (vitamin D) substance produced by irradiating ergosterol with ultraviolet rays.

viperine (*vi'-pur-in*) [*viperinus*]. 1. Pertaining to a viper. 2. Virginia snake-root. 3. A toxalbumin extracted from the venom of vipers.

Vipond's sign (*ve-pawng'*) [—— *Vipond*, French physician]. A generalized swelling of lymph nodes observed in children who have been exposed to the infectious exanthemata but who who do not yet show any recognized sign of the disease.

viraginity (*vir-aj-in'-il-e*) [*virago*, a bold man-like woman]. A form of sexual perversion in which the female individual is essentially male in her feelings and tastes.

Virchow's angle (*fĕr'-ko*) [Rudolf *Virchow*, German pathologist, 1821–1902] In craniometry, the



RUDOLF VIRCHOW.

angle formed by the union of a line joining the naso-frontal suture and the most prominent point of the lower edge of the superior alveolar processes, and a line joining the superior border of the external auditory meatus and the lower border of the orbit. **V.'s axiom,** "omnis cellula e cellula," every cell (is derived) from a cell. **V.'s bone-cells.** The cells found in lacunæ of bone. **V.'s corpuscles.** See *Toynbee's corpuscles*. **V.'s crystals,** bright yellow or orange-colored crystals of hematoidin sometimes found in extravasated blood. **V.'s degeneration,** amyloid degeneration. **V.'s disease,** leontiasis ossea. **V.'s gland,** the jugular gland; a lymphatic gland situated behind the clavicular insertion of the sternomastoid. **V.'s granulations,** granulations consisting principally of ependymal and neuroglia fibers, commonly found in the walls of the ventricles of the brain in progressive general paralysis. **V.'s law,** the cellular elements of a tumor are derived from pre-existing tissue-cells. **V.'s line,** the line extending from the root of the nose to the lambda.

Virchow-Hassall's bodies. See *Hassall's bodies*.

Virchow-Holder angle. Virchow's angle.

Virchow-Robin's space. An adventitious lymph-space found between the adventitia and media of the blood-vessels of the brain and communicating with the subarachnoid space.

virga (*vir'-gah*) [*virga*, a rod]. The penis.

virgin (*vur'-jin*) [*virgo*, a maid]. A person who has never had sexual intercourse. **v.'s milk,** a mixture of tincture of benzoin and water.

virginal (*vur'-jin-al*) [*virgin*]. Pertaining to virginity. **v. membrane,** the hymen.

Virginia creeper. *Vitis hederacea* (*Ampelopsis quinquefolia*); the leaves and twigs are alterative, tonic, astringent, and expectorant. **V. snake-root.** See *Serpentaria*.

virginity (*vur'-jin'-il-e*) [*virgin*]. The condition of being a virgin.

viridin (*vir'-id-in*) [*viridis*, green]. An oily substance, $C_{12}H_{19}N$, derived from coal-tar.

viridine (*vir-id-in*) [*viridis*, green]. An alkaloid obtained from *Veratrum viride*, and supposed to be identical with jervine.

viriferous (*vi-rif'-er-us*). Same as *viruliferous*.

virile (*vir'-il*) [*virilis*, from *vir*, a man]. Pertaining to or characteristic of the man. **v. member,** the penis.

virilescence (*vir-il-es'-ens*) [*virile*]. The assumption of male characters by an aged woman; the growth of a beard, the development of a manly voice in a woman after the menopause.

virilia (*vir-il'-e-ah*) [plural of *virilis*, manly]. The male generative organs.

virilin (*vir-il'-in*). An aphrodisiac preparation composed of yohimbine, strychnine, and glycerophosphates.

virilismus (*vir-il-iz'-mus*) [*virile*]. A condition occurring in females, characterized by hairiness of face, body and extremities and by the development of male rather than female characteristics.

virility (*vir-il'-il-e*) [*virile*]. The condition of being virile; procreative power.

viripotent (*vir-ip'-o-tent*) [*vir*, a man; *potens*, able; hence, ripe for a man]. Marriageable. The term should be used of the female only.

virogen (*vi'-ro-jen*). A preparation said to be composed of glycerophosphates and soluble protein of milk.

virol (*vi'-rol*). A proprietary preparation said to contain bone marrow, malt, eggs, and lime; recommended as a food for invalids.

virola-tallow. An oil or fat from the seeds of *Myristica sebifera;* a remedy for rheumatism.

virose, virous (*vi'-rōs, vi'-rus*) [*virosus*, poisonous]. Poisonous; having a poisonous taste or smell.

virtual cautery (*vur'-tū-al kor'-ter-e*). Cautery by the application of caustics; term used in opposition to *actual cautery*.

virtual focus (*vur'-tū-al fo'-kus*). See *focus, negative*.

virtual image (*vur'-tū-al im'-āj*). The image formed by rays prolonged after reflection.

virulence (*vir'-oo-lens*) [*virus*]. Malignity; noxiousness; infectiousness. The disease-producing power of a microorganism.

virulent (*vir'-oo-lent*) [*virus*]. Having the nature of a poison.

viruliferous (*vir-oo-lif'-er-us*) [*virus; ferre*, to carry]. Containing or conveying a virus.

virulin (*vir'-oo-lin*). Antiphagin. A constituent of virulent bacteria which enables them to resist the action of phagocytes.

virus (*vi'-rus*) [L.]. 1. The poison of an infectious disease, especially one found in the secretion or tissues of an individual or animal suffering from an infectious disease. 2. Vaccine-lymph. **v., attenuated,** a virus whose pathogenicity has been lessened by unfavorable conditions of cultivation. **v., filtrable,** a virus (1) which is so small that it will pass through the pores of a Berkefeld or Chamberland filter; such as the virus of variola, mumps, trachoma, etc. **v. fixé,** or **v., fixed,** v. of rabies which has been rendered as virulent as possible. **v., humanized,** vaccine-lymph taken from the vaccine pustule of a human subject. **v., organized,** a pathogenic microorganism. **v., street,** v. of rabies ordinarily found in rabid dogs. **v., unorganized,** a poisonous chemical substance developed in the body by the action of the body-cells or of microorganisms.

virusanitor (*vi-rus-an'-it-or*). Trade name of cultures of *bacterium enteritis*.

virusemia (*vi-rus-e'-me-ah*) [*virus; αἷμα*, blood]. The presence of a specific virus in the blood.

vis [L.: *pl., vires*]. Force; energy; power. **v. a fronte,** a force that attracts. **v. a tergo,** a force that pushes something before it. **v. conservatrix,** the healing power of nature. **v. formativa,** energy manifesting itself in the formation of new tissue to replace that which has been destroyed. **v. inertiæ,** that force by virtue of which a body at rest remains at rest. **v. medicatrix naturæ,** the healing power of nature apart from medicinal treatment **v. vitæ,** vital force.

viscera (*vis'-er-ah*). Plural of *viscus*.

viscerad (*vis'-er-ad*) [*viscera; ad*, to]. Toward the viscera.

visceral (*vis'-er-al*) [*viscera*]. Pertaining to a viscus or to viscera. **v. arches** and **clefts,** four slit-like depressions with intermediate thickenings of the lateral wall of the cervical region of the embryo. **v. skeleton,** that part of the bony skeleton which encloses viscera, such as the pelvis, ribs, and sternum.

visceralgia (*vis-er-al'-je-ah*) [*viscera; ἄλγος*, pain]. Pain in a viscus.

visceralism (*vis'-ur-al-izm*). The doctrine that all disease has its origin in the viscera.

viscerimotor (*vis-er-im-o'-tor*) [*viscera; motor*]. Conveying motor impulses to a viscus.

visceripericardial (*vis-er-ip-er-ik-ar'-de-al*) [*viscera; pericardium*]. Common to the pericardium and the viscera.

viscero- (*vis-er-o-*) [*viscera*]. A prefix denoting pertaining to the viscera.

viscerogenic (*vis-er-o-jen'-ik*) [*viscero-; γεννᾶν*, to produce]. Originating in the viscera.

visceroinhibitory (*vis-er-o-in-hib'-it-o-re*). Inhibiting the movements of viscera.

visceromotor (*vis-er-o-mo'-tor*). Viscerimotor.

visceroparietal (*vis-er-o-pa-ri'-et-al*) [*viscero-; paries*, wall]. Pertaining to the viscera and the abdominal wall.

visceropericardial (*vis-er-o-per-ik-ar'-de-al*). See *visceripericardial*.

visceroperitoneal (*vis-er-o-per-it-on-e'-al*) [*viscero-; peritoneum*]. Relating to the abdominal viscera and the peritoneum.

visceropleural (*vis-er-o-ploo'-ral*) [*viscero-; πλευρά*, side]. Pertaining to the thoracic viscera and the pleura; pleurovisceral.

visceroptosis (*vis-er-op-to'-sis*) [*viscero-; πτῶσις*, a falling]. Abdominal ptosis; Glénard's disease.

viscerosensory (*vis-er-o-sen'-so-re*) [*viscero-; sensory*]. Relating to sensation in the viscera.

visceroskeletal (*vis-er-o-skel'-et-al*) [*viscero-; skeleton*]. Pertaining to the visceral skeleton.

viscerosomatic (*vis-er-o-so-mat'-ik*) [*viscero-; σῶμα*, body]. Relating to the viscera and the body.

viscerotrophic (*vis-er-o-trof'-ik*). Pertaining to trophic changes induced by visceral conditions.

viscid (*vis'-id*) [*viscidus*, sticky]. Sticky; adhesive; glutinous.

viscidity (*vis-id'-it-e*) [*viscid*]. The state of being viscid Same as *viscosity*.

viscin (*vis'-in*) [*viscum*]. A mucilaginous extract of mistletoe.

viscometer (*vis-kom'-et-er*). See *viscosimeter*.

viscose (*vis'-kōs*) [*viscum*] 1. See *viscous*. 2. A gummy product of viscous fermentation

viscosimeter (*vis-cos-im'-et-ur*) [*viscosity, μέτρον*, a measure]. An apparatus for determining the degree of viscosity of a fluid, especially blood.

viscosimetry (*vis-cos-im'-et-re*). Estimating the viscosity of a fluid, particularly of the blood.

viscosity (*vis-kos'-it-e*) The state of being viscous **v., specific,** the ratio of the viscosity of a liquid to that of another, a standard liquid.

viscous (*vis'-kus*). 1. Viscid. 2. Pertaining to a viscus or internal organ.

Viscum (*vis'-kum*) [L.]. A genus of plants, including the mistletoe, of the order *Loranthaceæ*, growing as parasites upon trees. *V. album*, European mistletoe, and *V. flavescens*, or *Phoradendron flavescens*, American mistletoe, contain a viscid principle, *viscin*, which is the chief constituent.

viscus (*vis'-kus*) [L : *pl., viscera*]. Any one of the organs inclosed within one of the four great cavities, the cranium, thorax, abdominal or pelvis; especially within the abdominal cavity.

visibility (*viz-ib-il'-it-e*). The state of being visible.

visible (*viz'-ib-l*) [*vision*]. Capable of being seen.

vision (*vish'-un*) [*videre*, to see]. The act of seeing; sight. **v., binocular.** See *binocular vision*. **v., central,** vision with the macula lutea. **v., chromatic,** pertaining to the color sense. **v., direct.** See *v., central*. **v., double.** See *diplo, pia*. **v., field of.** See *field*. **v., indirect-vision** with other parts of the retina than the macula. **v., multiple,** a condition of the eye wherein more than one image of an object is formed upon the retina. **v., qualitative,** vision in which there is ability to distinguish objects. **v., quantitative,** mere perception of light. **v., solid, v., stereoscopic,** the perception of relief or depth of objects obtained by binocular vision.

viskolein (*vis-ko'-le-in*). A proprietary preparation said to be antiseptic and antipyretic.

visual (*vis'-ū-al*) [*vision*]. Pertaining to vision. **v. angle.** See *angle*. **v. axis.** See *axis*. **v. cells,** the rods and cones and external nuclear layer of the retina. **v. field,** the area within which objects may be seen. **v. purple,** a pigmentary substance in the retina reacting to light in a peculiar manner, and thought to be intimately connected with vision. See *rhodopsin*.

visualization (*vis-ū-al-iz-a'-shun*). The act of rendering a mental perception visible to the eye; the recalling of a mental image with such distinctness that it seems reality.

visuoauditory (*vis-ū-o-aw'-dit-o-re*) [*vision; audire*, to hear]. Pertaining to hearing and seeing; of nerve-fibers, connecting the visual and auditory centers.

visuognosis (*vis-ū-og-no'-sis*) [*visus*, vision; *γνῶσις*, knowledge]. Appreciation and recognition of visual impressions.

visuometer (*viz-ū-om'-et-er*) [*visus*, vision; *μέτρον*, a measure]. An apparatus for determining range of vision.

visus (*vi'-sus*) [*videre*, to see]. Vision. **v. acrior,** nyctalopia. **v. acris,** acuteness of vision. **v. brevior,** myopia. **v. coloratus,** chromatopsia. **v. debilitas,** asthenopia. **v. decoloratus,** achromatopsia. **v. dimidiatus,** hemiopia. **v. diurnus,** hemeralopia. **v. duplicatus,** diplopia. **v. habetudo,** amblyopia. **v. juvenum,** myopia. **v. lucidus,** photopsia. **v. muscarum,** specks before eyes. **v. senilis,** presbyopia.

vita (*vi'-tah*) [L.]. Life.

vitafer (*vi'-ta-fer*). A proprietary preparation, containing casein and glycerophosphates, and used as a tonic and nutrient.

vita glass (*vi'-tah*). A glass that transmits the ultra-violet rays of sunlight.

vital (*vi'-tal*) [*vita*, life]. Pertaining to life. **v. capacity,** the volume of air that can be expelled from the lungs after a full inspiration. **v. center,** the respiratory center in the medulla. **v. knot,** the respiratory center in the medulla. **v. principle,** the energizing principle on which individual life depends. **v. signs,** respiration, pulse, and temperature. **v. statistics,** statistics of births, deaths, marriages, and diseases in a community.

vitalait (*vi'-tal-a*). Trade name of a pure culture of *Bacillus bulgaricus*, sold in vials. **v. starter,** trade name of a culture in vials of *Bacillus bulgaricus* and *Streptococcus acidi lactici* in symbiosis.

Vitali's test (*ve-tah'-le*) [Dioscoride *Vitali*, Italian physician]. 1. *For alkaloids:* The addition of sulphuric acid, potassium chlorate, and an alkaline sulphide will give various color reactions with an alkaloid. 2. *For atropine:* After evaporation with fuming nitric acid and moistening with alcoholic solution of potassium hydroxide, atropine causes a violet color which changes to red. 3. *For bile pigments in the urine:* Add to the liquid a few drops of a potassium nitrite solution and then some dilute sulphuric acid. A beautiful green color will be produced, changing to red or blue, and finally to yellow. 4. *For pus in the urine:* The urine is acidified with acetic acid, then filtered; to the filtrate a small quantity of guaiacum is added; in the presence of pus a dark blue color results.

vitalism (*vi'-tal-izm*) [see *vital*]. The doctrine that ascribes the phenomena exhibited by living organisms to the action of a vital force distinct from mechanical or chemical force.

vitalist (*vi'-tal-ist*) [see *vital*]. A believer in vitalism.

vitality (*vi-tal'-it-e*) [*vita*, life]. The vital force, or principle of life; also the condition of having life; vigor; activity.

vitalize (*vi'-tal-īz*) [*vita*, life]. To endow with life.

vitals (*vi'-talz*). The organs essential to life.

vitamin (*vi'-tam-in*) [*vita*, life; *ammonia*]. A substance, belonging to a group of organic bases of unknown composition, which is present in small quantities in food, and is necessary for the normal processes of metabolism; the absence or insufficiency of these substances is supposed to be the cause of beriberi, pellagra, rickets, and scurvy. Such condition is known as *avitaminosis, q.v.* Vitamins are accessory food factors. The chief vitamins are: (1) Fat-soluble A, which is necessary for growth, and if it is not present in sufficient amount in the diet, lack of growth and also xerophthalmia will result. (2) Water-soluble B_1 which is also necessary for growth; insufficiency of this vitamin is responsible for beriberi and polyneuritis. B_2 is antipellagric. (3) Water-soluble C, (ascorbic acid; hexuronic acid) is antiscorbutic. (4) Fat-soluble D, prevents rickets. (5) Vitamin E, lack of which results in sterility. F, see B_1, G, see B_2. BP or PP, see B_2. Vitamin A is chiefly found in alfalfa, butter, cod liver oil, cream, egg yolk, milk (not skimmed), spinach; Vitamin B in asparagus, beans, spinach, tomato, wheat grain, yeast; Vitamin C in green cabbage, lemon juice, lettuce, orange juice, pineapple, raspberries, spinach, tomato; Vitamin D in cod liver oil, fresh raw milk; Vitamin E in wheat (oil of germ), hemp seed, legumes (germinated), and wheat grain.

vitamogen (*vi-tam'-o-jen*). Trade name of a food preparation said to supply vitamins.

vitanol (*vi'-tan-ol*). Trade name of a combination containing vitamins.

vitellary (*vit'-el-a-re*) [*vitellus*, yolk]. Pertaining to the vitellus.

vitellicle (*vit-el'-ik-l*) [*vitellus*, yolk]. The yolk-sac; umbilical vesicle.

vitellin (*vit-el'-in*) [*vitellus*, yolk]. A globulin found in egg-yolk.

vitelline (*vit-el'-in*) [*vitellus*, yolk]. Pertaining to the vitellus or yolk. **v. artery,** an artery passing from the yolk-sac to the primitive aorta of the embryo. **v. duct,** the omphalomesaraic duct. **v. membrane,** the true membrane of the ovum, lying inside of the zona pellucida. **v. sac,** the sac containing the yolk. **v. veins,** veins returning the blood from the yolk-sac to the primitive heart of the embryo.

vitellolutein (*vit-el-o-lū'-te-in*) [*vitellus, luteus*, golden yellow]. A yellow dye from the lutein of eggs.

vitellomesenteric (*vit-el-o-mes-en-ter'-ik*) [*vitellus; mesentery*]. Omphalomesenteric.

vitellorubin (*vit-el-o-roo'-bin*) [*vitellus; ruber*, red]. A reddish pigment obtained from the yolk of egg.

vitellose (*vit-el-ōs'*) [*vitellus*]. A proteose obtained from vitellin.

vitellus (*vit-el'-us*) [L.]. A yolk; specifically, the yolk of the egg of the common fowl, *Gallus domesticus*. **v. ovi,** the yolk of an egg.

vitex peduncularis (*vi'-teks pe-dunk-ū-la'-ris*). A Bengal plant credited with being a prompt cure for malaria. It is not bitter.

vitiatin (*vit-i'-at-in*). A substance said to occur sometimes in the urine, in connection with creatin and creatinin.

vitiation (*vish-e-a'-shun*) [*vitiare*, to corrupt]. 1. The contamination of any substance. 2. Lessening of efficiency or utility.

vitiligines (*vit-i-liy'-in-ēz*) [pl. of *vitiligo*]. The lineæ albicantes.

vitiligo (*vit-il-ī'-go*) [L.]. Piebald skin, a disease of the skin characterized by a disappearance of the natural pigment, occurring in patches and leaving whitish areas. **v. capitis,** same as *alopecia areata, q. v.*

vitiligoid (*vit-il'-ig-oid*). Resembling vitiligo.

vitiligoidea (*vit-il-ig-oi'-de-ah*) [*vitiligo; εἶδος*, like] Xanthoma.

vitium (*vish'-e-um*) [L.: *pl., vitia*]. A vice, defect, disease, or fault. **v. caducum,** epilepsy. **v. cordis,** organic heart disease. **v. primæ conformationis,** a malformation.

vitmar (*vit'-mar*). Trade name of a food product containing the fat soluble A, the water soluble B, and the antiscorbutic vitamins; it is manufactured from wheat, bone-marrow, eggs, fruit and sugar.

vitodynamic (*vi-to-di-nam'-ik*) [*vita*, life; *δύναμις*, energy]. Relating to vital forces.

vitol (*vi'-tol*). A vitamin.

vitreocapsulitis (*vit-re-o-kap-sū-li'-tis*). See *hyalitis*.

vitreodentine (*vit-re-o-den'-tēn*) [*vitreus*, glassy; *dens*, a tooth]. A variety of dentine of particularly hard texture.

vitreous (*vit'-re-us*) [*vitrum*, glass]. Glassy; hyaline. The vitreous humor (*q. v.*). **v. body.** See *v. humor*. **v. chamber,** the portion of the globe of the eye posterior to the crystalline lens. **v. degeneration,** hyaline degeneration. **v. humor,** the transparent, jelly-like substance filling the posterior chamber of the eye. **v. membrane,** the inner membrane of the choroid. **v. table,** the hard, brittle, inner table of the skull.

vitrescence (*vit-res'-ens*) [*vitrum*, glass]. The condition of becoming hard and transparent like glass.

vitreum (*vit'-re-um*) [*vitreus*, glassy]. The vitreous body of the eye; same as vitreous humor.

vitric (*vit'-rik*). Relating to glass or any vitreous substance.

vitrina (*vit-ri'-na*) [*vitrum*, glass]. The vitreous body. **v. auditoria,** or **v. auris,** the endolymph. **v. oculi,** the vitreous body.

vitriol (*vit'-re-ol*) [*vitriolum; vitrum*, glass]. A term formerly used to denote any substance having a glassy fracture or appearance. 1. Sulphuric acid, more commonly called oil of vitriol. 2. Any crystalline salt of sulphuric acid. **v., blue,** copper sulphate. **v., elixir of,** aromatic sulphuric acid. **v., green,** ferrous sulphate or copperas. **v., oil of,** sulphuric acid. **v., white,** zinc sulphate.

vitriolated (*vit'-re-ol-a-ted*). Containing vitriol; containing sulphur or sulphuric acid. **v. soda,** sodium sulphate. **v. tartar,** potassium sulphate.

vitriolation (*vit-re-o-la'-shun*). Conversion into glass or into a hyaloid structure.

vitriolum cupri. Blue vitriol.

vitritis (*vit-ri'-tis*). Glaucoma.

vitropression (*vit'-ro-pres-shun*) [*vitrum*, glass]. Pressure with a glass side on the skin to aid in study and diagnosis of skin lesions.

vitrum (*vit'-rum*) [L.]. Glass.

vitular (*vit'-ū-lar*) [*vitulus*, calf]. Relating to a calf or to calving. **v. apoplexy,** apoplexy of cows occurring at parturition. **v. fever.** 1. Vitular apoplexy. 2. A fever following parturition in the cow.

vividiffusion (*viv-e-dif-ū'-zjun*) [*vivus*, living; *diffusion*]. The temporary flow of some of the arterial blood of a living animal through an extra-circuit of collodion tubes surrounded with physiological salt-solution, which circuit is inserted into one of the peripheral arteries. The blood thus circulates outside of the body through a dialyser, and back again into a vein.

vivification (*viv-if-ik-a'-shun*) [*vivus*, living; *facere*, to make]. The act of making alive or of converting into living tissue.

viviparity (*viv-ip-ar'-it-e*) [*vivus*, living; *parere*, to bring forth]. The bringing forth of living offspring; the state of being viviparous.

viviparous (*viv-ip'-ar-us*) [see *viviparity*]. Bringing forth the young alive—distinguished from *oviparous*.

vivipation (*viv-ip-a'-shun*) [*vivus*, alive; *parere*, to bring forth]. A form of generation in which the ovum matures in the uterus.

viviperception (*viv-ip-er-sep'-shun*) [*vivus*, living; *percipere*, to perceive]. The study of physiological processes without dissection or vivisection.

vivisect (*viv'-is-ekt*) [*vivus*, living; *secare*, to cut]. To practise or perform vivisection

vivisection (*viv-is-ek'-shun*) [*vivus*, living; *secare*, to cut]. The dissection of a living animal; experimentation upon an animal while still alive.

vivisectionist (*viv-is-ek'-shun-ist*) [see *vivisection*]. A practiser or defender of vivisection; a vivisector.

vivisector (*viv-is-ek'-tor*) [see *vivisection*]. One who practises vivisection.

vivisectorium (*viv-is-ek-to'-re-um*) [L.]. A place or laboratory where vivisection is performed.

Vleminckx's solution (*flem'-inx*) [Jean François *Vleminckx*, Belgian physician, 1800–1876]. An application used in Austria and Germany for treating acne. It consists of lime, 1; sulphur, 2, water, 20. Slake the lime, add the sulphur, and boil to 12 parts.

vocal (*vo'-kal*) [*vox*, voice]. Pertaining to the voice; pertaining to the organs producing the voice. **v. area,** the portion of the glottis lying between the vocal cords. **v. bands, v. cords.** See under *larynx*. **v. fremitus,** the thrill conveyed to the hand when applied to the chest during speaking. **v. ligaments,** the true vocal cords. **v. muscle,** the lower portion of the thyroarytenoid muscle. **v. process,** the anterior process of the arytenoid cartilage. **v. resonance,** the resonance produced by the voice as heard on auscultating the lung. **v. signs,** morbid signs in the voice.

vocalis (*vo-ka'-lis*). See *muscles, table of*.

vodka (*vod'-kah*). A kind of Russian whiskey.

Vogt's point (*fōht*) [Paul Friedrich Emmanuel *Vogt*, German surgeon, 1847–1885]. The point selected by Vogt for trephining in cases of traumatic meningeal hemorrhage. It is found at the intersection of a horizontal line two finger-breadths above the zygomatic arch, with a vertical line a thumb's breadth behind the ascending sphenofrontal process of the zygoma.

Vohsen-Davidsohn's sign. See *Davidsohn's sign*.

voice (*vois*) [*vox*, a voice]. The sounds, especially articulate sounds, produced by the vibration of the vocal bands and modified by the resonance organs. **v., change of,** in the transition period of youth the voice loses its treble quality and (sometimes irregularly) assumes the qualities of the adult voice.

2. Euphemism for urine. **w.-bag,** a rubber bag containing hot or cold water for topical application. **w.-bed,** See *bed, water-*. **w.-bite,** trench foot. **w.-borne,** produced by contaminated drinking-water. **w. on the brain,** hydrocephalus. **w.-brash.** See *pyrosis*. **w.-cancer,** noma. **w.-canker,** noma. **w.-cress,** the plant *Nasturtium officinale*. **w. of crystallization,** the water contained in certain crystals, to which their crystalline structure is due. **w.-cure.** See *hydrotherapeutics*. **w.-dressing,** treatment of ulcers or wounds by the topical application of water. **w.-glass,** a solution of sodium or potassium silicate. **w.-hammer pulse.** See *Corrigan's pulse*. **w., hard,** water containing soluble calcium salts and not readily forming a lather with soap. **w. of hydration.** Same as *w. of crystallization*. **w., Javelle,** a solution of potassium hypochlorite, KClO. **w., mineral,** a natural water containing mineral substances in solution. **w. of Pagliari,** a preparation employed in France as a hemostatic, consisting of crystallized alum, 15 gr.; gum benzoin, 75 gr.; distilled water, 3 oz. **w. poisoning,** *hydrotoxicity, q. v.* **w.-pox,** chicken pox. **w.-whistling,** a metallic rale heard in pneumothorax.

water-gurgle test. The swallowing of water causes a gurgling sound heard on auscultation, in cases of stricture of the esophagus

water-hammer pulse. Another name for *Corrigan's pulse, q. v.*

waters. The liquor amnii. **bag of w.,** the amnion. **w., false,** a discharge of fluid before labor

water-soluble B. A class of vitamins, present in the germ of grain, in eggs, yeast and to a slight extent in milk; its absence leads to beri-beri. **w-s. C.** a vitamin present in fresh vegetables, germinating peas and beans and some fruits and to a slight extent in milk; its absence leads to scurvy.

watery eye. Epiphora.

watt (*wot*) [James *Watt*, Scotch engineer, 1736–1819]. See *volt-ampère*.

wattage (*wot'-āj*). The amperage multiplied by the voltage.

wattmeter. An instrument for measuring electrical power or activity in watts.

wave (*wāv*) [AS., *wafian*, to waver in mind]. 1 A movement in a body which is propagated with a continuous motion, each particle of the body vibrating through a fixed path, usually a closed curve. 2. One of the curves in a series of curves representing a wave-like motion. **w.-length,** the distance between corresponding points, usually the crests, of two adjacent waves. **w., tidal,** in the sphygmogram, the wave succeeding the percussion wave, and due to the volume of blood poured out from the heart reaching the arteries.

wavy respiration. Cog-wheel respiration, a type of breathing in which inspiration or expiration is jerky and interrupted.

wax (*waks*). See *cera*.

waxy cast (*waks'-e*). A tube-cast composed of amyloid or similar material. **w. degeneration,** amyloid degeneration. **w. kidney, w. liver,** amyloid kidney or liver.

weak. Not strong. **w. ankle,** a condition in which there is an abnormal relaxation of the ligaments of the ankle-joint, with such weakness of the leg-muscles as may allow the foot to bend involuntarily, either inward or outward, in the act of standing or walking. It is common in feeble children. **w.-minded,** having a feeble intellect. **w. sight,** asthenopia.

weaken. To reduce the strength.

weakness. Loss of strength. **w., inward,** leukorrhea.

wean (*wēn*). To cease to give suck to offspring at a period when the latter is capable of taking substantial food from external sources.

weaning-brash. Severe infantile diarrhea due to weaning.

weasand (*we'-zand*). The trachea.

weavers' bottom. A chronic inflammation of the bursa over the tuberosity of the ischium, due to pressure. Lighterman's bottom.

web. A woven fabric; a membrane-like structure; tela. The thin, soft tissue between any two adjacent fingers or toes, distal to the knuckles. **w. of the brain,** the bindweb, or neuroglia. **w., choroid,** the velum interpositum. **w.-eye.** See *pterygium*. **w.-eyed,** affected with pterygium. **w.-fingered,** having the fingers united by web-like tissue. **w.-foot,** a foot whose toes are webbed. **w.-footed,** having web-feet. **w.-footedness,** web-foot. **w.-toed,** web-footed.

webbed fingers, w. toes. Union of adjacent fingers or toes by a thin band of tissue. **w. penis.** See *penis palmatus*.

weber (*web'-er*) [Wilhelm *Weber*, German physicist, 1804–1891]. 1. Same as *coulomb*. 2. Same as *ampère*.

Weber's glands (*va'-ber*) [Ernst Heinrich *Weber*, German anatomist, 1795–1878]. Racemose glands situated in the posterior portion of the tongue and opening by several orifices on its border. **W.'s law,** the increase of stimulus necessary to produce the smallest perceptible change in a sensation is proportionate to the strength of the stimulus already acting. **W.'s orbicular zone,** that portion of the iliofemoral ligament which forms a loop around the neck of the femur. **W.'s organ, W.'s vesicle,** the sinus pocularis of the male urethra. **W.'s paradox,** a muscle when so loaded as to be unable to contract may elongate. **W.'s pouch,** the prostatic vesicle. **W.'s suture,** a fine groove or suture on the inner surface of the nasal process of the superior maxilla. **W.'s symptom, W.'s syndrome,** [Hermann N. *Weber*, English neurologist, 1823–1918] paralysis of the motor oculi nerve on the side of the lesion and of the facial and hypoglossal nerves and extremities on the opposite side; it corresponds anatomically to a lesion in the pedunculopontine or upper pontine region. **W.'s test** [Friedrich Eugen *Weber*, German otologist, 1832–1891]. 1. When a vibrating tuning-fork is placed upon the vertex or the middle of the forehead the sound is perceived equally by both ears. If it is heard only in one ear, a lesion exists in this. 2. For sensation: Determination of the smallest distance at which the two points of a pair of compasses, applied simultaneously and lightly to the skin, can be recognized as two separate objects. **W.'s test for indican in urine,** heat to boiling 30 Cc. of the urine with an equal volume of hydrochloric acid and 1 to 3 drops of dilute nitric acid; when cold, shake the solution with ether. The ether will assume a red or violet color with a blue foam on it.

Webster's condenser. In microscopy, an apparatus consisting of two lenses, used for intensifying the light thrown on the object. **W.'s (Lady) pill,** a pill of aloes and mastic.

wedge (*wej*). An instrument used by dentists to separate adjoining teeth. **w.-bone,** an ossicle sometimes found at a vertebral joint.

Wedl's vesicular cells. Commonly found in the crystalline lens in cases of cataract, especially the senile and diabetic varieties.

weed. 1. Milk fever. 2. Lymphangitis in legs of a horse.

Weeks' bacillus [John Elmer *Weeks*, American ophthalmologist, 1853–]. Koch-Weeks bacillus of acute conjunctivitis.

weeping. 1. Lacrymation. 2. Exudation or leakage of a fluid. Exuding; applied to raw or excoriated surfaces bathed with a moist discharge. **w. eczema,** moist eczema. **w. sinew.** See *ganglion* (2).

Wegner's disease of bone (*veg'-ner*) [Fridericus Rudolphus Georgius *Wegner*, German pathologist, 1843–]. Epiphyseal osteochondritis affecting infants with hereditary syphilis. **W.'s line,** an angular line separating the epiphyses and diaphysis of the long bones, in certain diseased conditions of the fetus, such as syphilis. **W.'s sign,** in fetal syphilis the dividing-line between the epiphysis and diaphysis of long bones, which under normal conditions is delicate and rectilinear, appears as a broad, irregular, yellowish line.

Weichselbaum's coccus (*vikh'-sel-bowm*) [Anton *Weichselbaum*, Austrian pathologist, 1845–1920]. The *Diplococcus intracellularis meningitidis.* **W.'s disease,** cerebrospinal meningitis.

Weidel's reaction (*vi'-del*). 1. **for xanthin bodies.** Evaporate to dryness on the water-bath a little of the substance dissolved in fresh chlorine-water containing nitric acid. Treat the residue to ammonia vapors under a bell-jar, and a red or violet coloration will be produced in the presence of xanthin bodies. 2. **for uric acid.** See *murexide test.*

Weigert's fibrin-stain (*vi'-gert*) [Karl *Weigert*, German pathologist, 1843–1905]. A stain for fibrin, consisting in the application of a solution of gentian-violet, then one of iodine in potassium iodide, followed by one of anilin oil and xylol. Fibrin is stained blue. **W.'s law,** loss of elements or parts in organic structures is likely to be followed by overcompensation in the reparative process. **W.'s method.** 1. A method of staining the myelin of nerve-fibers with hematoxylin. 2. A method of staining the neuroglia according to a modified Weigert's fibrin-method, after the tissue has been fixed in formalin, subjected to a mordant of copper acetate, acetic acid, and chromealum, and a reducing agent composed of potassium permanganate and a solution of sodium sulphite containing a chromogen derived from naphthalin.

weight (*wāt*). The force with which bodies tend to approach the earth's center. **w., atomic.** See *atomic weight.* **w.s and measures,** the U. S. standard unit of weight is the troy pound; the standard unit of liquid measure is the Winchester wine gallon, containing 231 cubic inches. The imperial gallon, adopted by Great Britain, contains 277.274 cubic inches. The standard unit of the U. S. and British linear measure is the yard. The actual standard of length of the U. S. is a brass scale 82 inches long in the U. S. Treasury Department. The yard is between the twenty-seventh and the sixty-third inch of this scale. See following *tables.* **w., equivalent,** is the weight of an element which can combine with a unit weight of hydrogen or other univalent element. **w., molecular.** See *molecular weight.* **w., specific.** Same as *gravity, specific.*

TABLE OF WEIGHTS AND MEASURES

TROY WEIGHT

1 pound = 22.816 cubic inches of distilled water at 62° F.

Grains		*Dwt.*		*Ounce*		*Pound*
24	=	1				
480	=	20	=	1		
5760	=	240	=	12	=	1

AVOIRDUPOIS WEIGHT

1 pound = 1.2153 pounds troy

Grains		*Drams*		*Ounces*		*Pound*
gr. 27.34375	=	dr. 1				
437.5	=	16	=	oz. 1		
7000	=	256	=	16	=	lb. 1

APOTHECARIES' WEIGHT

Grains		*Scruples*		*Drams*		*Troy Ounces*		*Pound*
gr. 20	=	1						
60	=	3	=	ʒ 1				
480	=	24	=	8	=	℥ 1		
5760	=	288	=	96	=	12	=	lb. 1

APOTHECARIES' MEASURE

Minims		*Fluidrams*		*Fluidounces*		*Pints*		*Gallon*
♏ 60	=	f ʒ 1						
480	=	8	=	f ℥ 1				
7,680	=	128	=	16	=	O. 1		
61,440	=	1024	=	128	=	8	=	C. 1

IMPERIAL MEASURE

Minims		*Fluidrams*		*Fluidounces*		*Pints*		*Gallon*
60	=	1						
480	=	8	=	1				
9,600	=	160	=	20	=	1		
76 800	=	1280	=	160	=	8	=	1

LIQUID OR WINE MEASURE

1 gill = 7.2187 cubic inches

Gills		*Pints*		*Quarts*		*Gallons*		*Hogs-heads*		*Pipes*		*Tun*
4	=	1										
8	=	2	=	1								
32	=	8	=	4	=	1						
2016	=	504	=	252	=	63	=	1				
4032	=	1008	=	504	=	126	=	2	=	1		
8064	=	2016	=	1008	=	252	=	4	=	2	=	1

DRY MEASURE

1 gallon = 268.8 cubic inches

Pints		*Quarts*		*Gallons*		*Pecks*		*Bushels*		*Quarter*
2	=	1								
8	=	4	=	1						
16	=	8	=	2	=	1				
64	=	32	=	8	=	4	=	1		
512	=	256	=	64	=	32	=	8	=	1

SOLID MEASURE

Cubic Inches		*Cubic Feet*		*Cubic Yard*
1,728	=	1	=	
46,656	=	27	=	1

LINEAR MEASURE

Inches		*Feet*		*Yards*		*Fathoms*		*Perches*		*Fur-longs*		*Mile*
12	=	1										
36	=	3	=	1								
72	=	6	=	2	=	1						
198	=	16.5	=	5.5	=	2.75	=	1				
7,920	=	660	=	220	=	110	=	40	=	1		
63,360	=	5280	=	1760	=	880	=	320	=	8	=	1

SQUARE MEASURE

Square Inches		*Square Feet*		*Square Yards*		*Perches*		*Roods*		*Acre*
144	=	1								
1,296	=	9	=	1						
39,204	=	272.25	=	30.25	=	1				
1,568,160	=	10,890	=	1210	=	40	=	1		
6,272,640	=	43,560	=	4840	=	160	=	4	=	1

METRIC WEIGHTS

1 gram = 1 cubic centimeter of distilled water at 62° F.

	Gram	Troy Gr.	Avoir. Os.
Milligram =	.001 =	.01543	
Centigram =	.01 =	.15432	
Decigram =	.1 =	1.54323	
Gram =	1. =	15.43235 =	.03528
Decagram =	10. =	=	.3528
Hectogram =	100. =	=	3.52758
Kilogram =	1,000. =	=	35.2758
Myriogram =	10,000. =		
Quintal =	100,000. =		
Tonneau =	1,000,000. =		

COMPARATIVE VALUES OF APOTHECARIES AND METRIC LIQUID MEASURES

Minims	Cubic Centimeters	Minims	Cubic Centimeters	Fluidounces	Cubic Centimeters	Fluidounces	Cubic Centimeters
1	0.06	25	1 54	1	30 00	21	621.00
2	0.12	30	1.90	2	59 20	22	650.00
3	0.18	35	2.16	3	89 00	23	680.00
4	0 24	40	2.50	4	118.40	24	710.00
5	0.30	45	2.80	5	148.00	25	740.00
6	0 36	50	3.08	6	178.00	26	769.00
7	0.42	55	3 40	7	207.00	27	798.50
8	0.50			8	236.00	28	828.00
9	0.55	*Fluidrams.*		9	266 00	29	858.00
10	0.60			10	295.70	30	887.25
11	0.68	1	3.75	11	325.25	31	917.00
12	0.74	1¼	4.65	12	355.00	32	946.00
13	0.80	1½	5 60	13	385.00	48	1419 00
14	0.85	1¾	6.51	14	414 00	56	1655.00
15	0 92	2	7 50	15	444 00	64	1892 00
16	1 00	3	11 25	16	473.11	72	2128.00
17	1.05	4	15 00	17	503.00	80	2365 00
18	1.12	5	18 50	18	532 00	96	2839 00
19	1.17	6	22.50	19	562.00	112	3312 00
20	1.25	7	26 00	20	591.50	128	3785 00

COMPARATIVE VALUES OF STANDARD AND METRIC MEASURES OF LENGTH

Inches	Centimeters	Inches	Centimeters	Inches	Millimeters	Inches	Millimeters
12	30.48	6	15.24	1/8	1.00	5/8	15.85
11	27.94	5	12.70	1/4	2 11	3/4	16.92
10	25.40	4	10.16	1/3	3.17	7/8	19.05
9	22.86	3	7.62	1/2	6.35	1	21.15
8	20.32	2	5 08	2/3	8.46	1¼	22.19
7	17.78	1	2.54	3/4	12.70	1½	23 28

COMPARATIVE VALUES OF METRIC LIQUID AND APOTHECARIES' MEASURES

Cubic Centimeters	Fluidounces	Cubic Centimeters	Fluidounces	Cubic Centimeters	Fluidrams	Cubic Centimeters	Minims
1000	33 81	400	13.53	25.	6.76	4	64.8
900	30 43	300	10 14	10	2.71	3	48.6
800	27.05	200	6.76	9	2.43	2	32.4
700	23.67	100	3 38	8	2.16	1	16.23
600	20.29	75	2 53	7	1.89	0.09	1.46
500	16 90	50	1.69	6	1.62	0.07	1.14
473	16 00	30	1 01	5	1 35	0 05	0 81

COMPARATIVE VALUES OF AVOIRDUPOIS AND METRIC WEIGHTS

Avoir. Ounces	Grams	Avoir. Ounces	Grams	Avoir. Pounds	Grams
1/8	1 772	8	226 80	2	907 18
1/4	3 544	9	255.15	2.2	1000.00
1/3	7.088	10	283 50	3	1360.78
1/2	14.175	11	311 84	4	1814.37
1	28 350	12	340.20	5	2267.96
2	56.700	13	368.54	6	2727.55
3	85 050	14	396 90	7	3175.14
4	113 400	15	425.25	8	3628.74
5	141.750	*Avoir.*		9	4082.33
6	170.100	*Pounds.*		10	4535.92
7	198 450	1	453.60		

for Comparative Thermometry, see *thermometers*

METRIC DRY AND LIQUID MEASURE

	Liter	U. S. Cu. In.		U. S
Milliliter =	.001 =	.061 =	Liquid	.00845 gill.
			Dry	.0018 pint.
Centiliter =	.01 =	.61 =	Liquid	.0845 gill.
			Dry	.018 pint.
Deciliter =	.1 =	6.1 =	Liquid	.845 gill.
			Dry	.18 pint.
Liter =	1. =	61.02 =	Liquid	1.057 quarts.
			Dry	.908 quart.
Decaliter =	10. =	610.16 =	Liquid	2 641 gallons.
		U. S. Cu. Ft.	Dry	9.08 quarts.
Hectoliter =	100. =	3.531 =	Liquid	26.414 gallons.
			Dry	2.837 bushels.
Kiloliter =	1,000. =	35.31 =	Liquid	264.141 gallons.
			Dry	28.374 bushels.
Myrialiter =	10,000. =	353.1 =	Liquid	2641.4 gallons.
			Dry	283.7 bushels.

METRIC LINEAR MEASURE

	Meter	*U. S. Inches*	*Feet*	*Yards*	*Miles*
Millimeter*	= .001	= .03937	= .00328		
Centimeter†	= .01	= .3937	= .03280		
Decimeter	= .1	= 3.937	= .32807	= .10936	
Meter	= 1.	= 39.3685	= 3.2807	= 1.0936	
Decameter	= 10.	=	= 32.807	= 10.936	
Hectometer	= 100.	=	= 328.07	= 109.36	= .0621347
Kilometer	= 1,000.	=	= 3,280.7	= 1,093.6	= .621347
Myriameter	= 10,000.	=	= 32,807.	= 10,936.	= 6.213466

*Nearly $\frac{1}{25}$ of an inch. †Full $\frac{1}{2}$ of an inch.

METRIC SQUARE MEASURE

	Sq. Meter	*U. S. Sq. In.*	*Sq. Ft.*	*Sq. Yds.*	*Acres*
Sq. Centimeter	= .0001	= .155			
Sq. Decimeter	= .01	= 15.5	= .10763	= .01196	
Centiare	= 1.	= 1,549.88	= 10.763	= 1.196	= .00025
Are	= 100.	= 154,988.	= 1,076.3	= 119.6	= .0247
Hectare	= 10,000.	=	= 107,630.	= 11,959.	= 2.47
Sq. Kilometer	=	= .38607 *Sq. Mile*	=		= 247.
Sq. Myriameter	=	= 38.607 *Sq. Miles*	=		= 24,708.

TABLE FOR CONVERTING METRIC WEIGHTS INTO TROY WEIGHTS

Grams	*Exact Equivalents in Grains*	*Approximate Equivalents in Troy Weights*				*Grams*	*Exact Equivalents in Grains*	*Approximate Equivalents in Troy Weights*			
		Ounces	*Drams*	*Scruples*	*Grains*			*Ounces*	*Drams*	*Scruples*	*Grains*
0 01	0 1543				$\frac{1}{6}$	12.0	185 188		3		$5\frac{1}{2}$
0.02	0.3086				$\frac{1}{3}$	13 0	200 621		3	1	$\frac{1}{8}$
0.03	0.4630				$\frac{1}{2}$	14.0	216.053		3	1	16
0 04	0.6173				$\frac{2}{3}$	15.0	231.485		3	2	$11\frac{1}{2}$
0.05	0.7717				$\frac{5}{6}$	16.0	246.918		4		$6\frac{5}{6}$
0 06	0 9260				$\frac{5}{16}$	17.0	262 350		4	1	$2\frac{1}{2}$
0.07	1.0803				1	18.0	277.782		4	1	$17\frac{1}{2}$
0.08	1.2347				$1\frac{1}{6}$	19 0	293 215		4	2	$13\frac{1}{2}$
0.09	1.3890				$1\frac{1}{3}$	20 0	308.647		5		$8\frac{1}{2}$
0.1	1.543				$1\frac{1}{2}$	21.0	324 079		5	1	$4\frac{1}{6}$
0.2	3.086				3	22.0	339 512		5	1	$19\frac{1}{2}$
0 3	4.630				$4\frac{1}{2}$	23 0	354 944		5	2	5
0 4	6.173				$6\frac{1}{2}$	24 0	370.376		6		$10\frac{5}{6}$
0.5	7.716				$7\frac{1}{2}$	25 0	385 809		6	1	$5\frac{1}{2}$
0.6	9.259				$9\frac{1}{2}$	26 0	401.241		6	2	$1\frac{1}{2}$
0.7	10.803				$10\frac{1}{2}$	27.0	416.673		6	2	$16\frac{1}{2}$
0.8	12 346				$12\frac{1}{2}$	28.0	432 106		7		$12\frac{1}{6}$
0.9	13 889				14	29 0	447.538		7	1	$7\frac{1}{2}$
1.0	15.432				$15\frac{1}{2}$	30 0	462.970		7	2	3
2.0	30 865			1	$10\frac{1}{2}$	31.0	478.403		7	2	$18\frac{1}{2}$
3.0	46.297			2	$6\frac{1}{2}$	32.0	493 835	1			$13\frac{1}{2}$
4.0	61.729		1		$1\frac{1}{2}$	40.0	617.294	1	2		$17\frac{1}{6}$
5.0	77.162		1		$17\frac{1}{2}$	45.0	694 456	1	3	1	$10\frac{1}{2}$
6 0	92 594		1	1	$12\frac{1}{2}$	50.0	771.617	1	4	2	$11\frac{1}{2}$
7.0	108.026		1	2	8	60 0	925 941	1	7	1	6
8 0	123.459		2		$3\frac{1}{2}$	70.0	1080.264	2	2		$\frac{1}{2}$
9.0	138 891		2		$18\frac{5}{6}$	80.0	1234.588	2	4	1	14
10 0	154.323		2	1	$14\frac{1}{2}$	90.0	1388.911	2	7		9
11.0	169.756		2	2	$9\frac{1}{2}$	100 0	1543 235	3	1	2	3

TABLE FOR CONVERTING TROY WEIGHTS INTO METRIC WEIGHTS

Grains	*Grams*	*Grains*	*Grams*	*Grains*	*Grams*	*Grains*	*Grams*	*Grains*	*Grams*	*Grains*	*Grams*	*Grains*	*Grams*	*Grains*	*Grams*
$\frac{1}{10}$	0.00130	2	0.1296	18	1.166	34	2.203	50	3 234	66	4.276	82	5.313	98	6.350
$\frac{1}{5}$	0.00202	3	0.1944	19	1.231	35	2.268	51	3.304	67	4.341	83	5.378	99	6.414
$\frac{1}{10}$	0.00324	4	0.2592	20	1.296	36	2.332	52	3.369	68	4 406	84	5.442	100	6.479
$\frac{1}{16}$	0 00360	5	0.3240	21	1.361	37	2.397	53	3.434	69	4.471	85	5.507	120	7.776
$\frac{1}{12}$	0.00405	6	0.3888	22	1.426	38	2.462	54	3.499	70	4.535	86	5.572	150	9.719
$\frac{1}{10}$	0.00432	7	0.4536	23	1.490	39	2.527	55	3.564	71	4.600	87	5.637	180	11.664
$\frac{1}{8}$	0.00540	8	0.5184	24	1.555	40	2.592	56	3 628	72	4.665	88	5.702	200	12.958
$\frac{1}{6}$	0.00648	9	0.5832	25	1.620	41	2.656	57	3.693	73	4.730	89	5.766	480	31.103
$\frac{1}{5}$	0.00810	10	0.6480	26	1.685	42	2.721	58	3.758	74	4.795	90	5.831	500	32.396
$\frac{1}{4}$	0 01080	11	0.7130	27	1.749	43	2.786	59	3.823	75	4.859	91	5.896	600	38.875
$\frac{1}{3}$	0 01296	12	0.7776	28	1.814	44	2.851	60	3 888	76	4.924	92	5.961	700	45.354
$\frac{2}{5}$	0.01620	13	0.8424	29	1.869	45	2.916	61	3.952	77	4.989	93	6.026	800	51.833
$\frac{1}{2}$	0.02160	14	0.9072	30	1.944	46	2.980	62	4.017	78	5.054	94	6.090	900	58.313
$\frac{2}{3}$	0.03240	15	0.9720	31	2.009	47	3.045	63	4.082	79	5.118	95	6.155	960	62.207
$\frac{3}{4}$	0.04860	16	1.037	32	2.073	48	3.110	64	4.147	80	5.183	96	6.220	1000	64.792
	0.0648	17	1 102	33	2.138	49	3.175	65	4.211	81	5.248	97	6.285		

Weil's disease (*vīl*) [Adolf *Weil*, German physician, 1848–1916]. An infectious disease somewhat resembling typhoid fever, accompanied by muscular pain and grave disturbance of the digestive organs. **W.'s syndrome**, unilateral hyperesthesia of the muscles, nerve-trunks, and bones, sometimes seen in cases of pulmonary tuberculosis.

Weiland's test. For the determination of binocular fixation: A vertical bar is interposed between the eyes and the letters to be read.

Weil-Felix bacillus (*vīl-fa'-liks*). A proteus-like organism, said to be the cause of typhus fever. **W. F. reaction**, agglutination of culture of *W. F. bacillus*, also named X-19, by the serum of typhus fever patients; said to be diagnostic of typhus fever.

Weill's sign (*vīl*) [Edmond *Weill*, French physician]. Absence of chest expansion in the subclavicular region, noticed on the affected side in very severe lobar pneumonia.

Weinberg's reaction (*vīn'-berg*). A complement-fixation test for hydatid disease.

Weinstein's test (*vīn'-stīn*) [Julius William *Weinstein*, American physician]. Tryptophan test, *q. v.*

Weir-Mitchell, see *Mitchell*.

Weir Mitchell's disease, W. M.'s treatment. See under *Mitchell*.

Weir's operation (*wēr*) [Robert Fulton *Weir*, New York surgeon, 1838–1927]. See *appendicostomy*.

Weiss' reflex (*vīs*) [Leopold *Weiss*, German oculist, 1849–]. A curvilinear reflex on the nasal side of the optic disc, regarded as a prodromal sign of myopia.

Weiss' sign (*vīs*) [Nathan *Weiss*, German physician]. Contraction of the facial muscles upon light percussion; it is noticed in tetany, neurasthenia, hysteria, and exophthalmic goiter. Syn , *facialis phenomenon*.

Weissmann's bundle (*vīs'-man*). The aggregation of striped muscular fibers of a neuromuscular spindle.

Weismann's theory of heredity (*vīs'-man*) [August Friedrich Leopold *Weismann*, German biologist, 1834–1914]. The theory of continuity of the germ-plasm, and the non-inheritance of acquired characters.

Weisz's test (*vīs'-es*) [Moriz *Weisz*, German physician]. For tuberculosis: a small amount of urine is diluted with twice as much water and 3 drops of a 1:1000 watery solution of potassium permanganate are added; shake; a yellowish color denotes the presence of tuberculosis.

Weitbrecht's cartilage (*vit'-brekt*) [Josias *Weitbrecht*, German anatomist, 1702–1747]. A fibrocartilaginous lamella frequently found interposed between the articular surfaces of the acromioclavicular joint **W.'s foramen**, one in the capsule of the shoulder-joint, through which the synovial membrane communicates with the bursa lining the under surface of the tendon of the subscapularis muscle. **W.'s ligament**, a rounded, fibrous bundle, extending from the outer portion of the coronoid process to the inner border of the radius, above the bicipital tuberosity. **W.'s retinacula**, flat bands lying on the neck of the femur and formed by the deeper fibers of the capsular ligament which are reflected upward along the neck to be attached nearer to the head.

Welander's method (*va'-lahn-der*) [Edvard *Welander*, Swedish physician, 1846–]. Treatment of syphilis by gray ointment smeared on a flannel jacket which is worn by the patient.

Welch's aortitis [Francis H. *Welch*, English pathologist]. Syphilitic mesaortitis. This chronic syphilitic aortitis is often, wrongly, called Döhle's aortitis.

Welch's bacillus [William Henry *Welch*, American pathologist, 1850–]. *Bacillus ærogenes capsulatus*.

Wells' facies [Sir T. Spencer *Wells*, English gynecologist, 1818–1897]. The facies of ovarian disease.

Weltmerism (*welt'-mer-izm*) [Samuel A. *Weltmer*]. A method of treatment by suggestion.

wen. A sebaceous cyst.

Wender's test for glucose (*ven'-der*) [Neumann *Wender*, Austrian chemist]. Make a solution of 1 part methylene-blue in 3000 parts of distilled water. On rendering this solution alkaline with potassium hydroxide and heating with a glucose solution it becomes decolorized.

Wenzell's test (*vent'-sel*) [William Theodore *Wensell*, American physician, 1829–]. A test for strychnine. One part of potassium permanganate in 2000 of sulphuric acid is added to the suspected fluid; a color reaction is given if strychnine is present.

Wenz's method. A method of removing the proteid from a fluid. Saturate the solutions with ammonium sulphate, and all the proteids except peptones will be precipitated, and may be filtered off.

Weppen's test. (1) *For morphine:* sugar, sulphuric acid, and bromine are added to the suspected solution; a red color indicates the presence of morphine. (2) *For veratrine:* sugar and sulphuric acid are added to the suspected solution; a blue or green or yellow color indicates the presence of veratrine.

Werlhof's disease (*verl'-hof*) [Paul Gotthieb *Werlhof*, a German physician, 1699–1767]. Purpura hæmorrhagica.

Wernekinck's commissure (*ver'-ne-kink*) [Friedrich Christian *Wernekinck*, German anatomist, 1798–1835]. The decussating fibers of the middle cerebellar peduncle.

Werner-His disease. Volhynia fever.

Wernicke's aphasia (*ver'-ne-keh*) [Karl *Wernicke*, German neurologist, 1848–1905]. Cortical sensory phasia. **W.'s area**, same as **W.'s triangle**, *q. v.* **W.'s center**, the auditory word-center in the posterior third of the first temporosphenoid convolution. **W.'s convolution**, the first temporosphenoid convolution. **W.'s disease**, polioencephalitis acuta hæmorrhagica; acute superior encephalitis. **W.'s fibers.** See *Gratiolet's optic radiation*. **W.'s field.** See *W.'s triangle*. **W.'s fissure**, a nearly vertical fissure sometimes seen to divide the parietal and temporal lobes from the occipital lobe. **W.'s reaction, W.'s sign.** A reaction obtained in some cases of hemianopia in which a pencil of light thrown on the blind side of the retina gives rise to no movement in the iris, but thrown upon the normal side, produces contraction of the iris. It indicates that the lesion producing the hemianopia is situated at or anterior to the geniculate bodies. **W.'s triangle**, a triangular area formed by the decussation, at various angles, of the radiating fibers of Gratiolet with the fibers proceeding from the external geniculate body

and pulvinar; it occupies the extreme posterior segment of the capsula.

Wertheim's ointment (*vert'-hīm*) [Gustav *Wertheim*, Austrian physician, 1822–1888]. An ointment used in treating chloasma. It consists of ammoniated chloride of mercury and bismuth, each two drams, and glycerin ointment one ounce.

Wertheim's operation (*vert'-hīm*) [Ernst *Wertheim*, Austrian gynecologist, 1864–]. A plastic operation for procidentia uteri, and cystocele.

Westbrook's operation. Cardicentesis.

Westphal's neurosis (*vest'-fahl*) [Karl Friedrich Otto *Westphal*, German neurologist, 1833–1890]. An hysterical condition with symptoms which resemble those of multiple sclerosis. **W.'s nucleus.** The nucleus of origin of a part of the trochlear nerve-fibers; it is situated posteriorly to the trochlear nucleus proper. **W.'s paradoxic contraction,** tonic contraction of the anterior muscles of the leg (especially the tibialis anticus) on passive flexion of the foot; it is occasionally seen in multiple sclerosis, paralysis agitans, tabes, alcoholism, and hysteria. **W.'s sign,** absence of the patellar reflex; it occurs in lesions of the spinal cord at the level of the reflex center (*e. g.*, tabes dorsalis, paretic dementia), neuritis, certain cases of cerebellar disease, etc. **W.'s zone,** a zone in the posterior column of the lumbar spinal cord, which is bounded externally by the inner side of the posterior horn, internally by an imaginary anteroposterior line drawn through the point at which the posterior horn turns inward, and posteriorly by the periphery of the cord. It contains the afferent fibers concerned in the patellar reflex mechanism.

Westphal-Erb's sign. See *Westphal's sign.*

Westphal-Piltz's reflex [Alexander Karl Otto *Westphal*, German neurologist, 1863– ; Alexander *Piltz*, Austrian neurologist, 1871–]. See *Gifford's reflex.*

wet. Not dry; moist. **w. brain,** an excessively serous condition of the brain. **w. cupping,** cupping combined with scarification, whereby some blood is drawn. **w.-dream,** seminal emission during sleep, generally accompanying an erotic dream. **w. nurse,** a woman who suckles the child of another. **w. pack,** a means of reducing temperature by wrapping a patient in a wet sheet and covering with dry blankets. **w. scald,** eczema in sheep. **w. tetter,** weeping eczema.

Wetzel's test for CO in blood (*vet'-sel*) [Georg *Wetzel*, German physician, 1871–]. Add to the blood 4 volumes of water and treat with 3 volumes of a 1% tannic acid solution. In the presence of carbon monoxide the blood becomes carmine red; normal blood gradually becomes gray.

Weyl's reaction for creatinin (*vīl*) [Theodor *Weyl*, German chemist, 1851–]. Add to the creatinin solution a few drops of a dilute solution of sodium nitroprusside, and then, drop by drop, a few drops of sodium hydroxide. A ruby-red coloration results, quickly changing to yellow again.

wharl (*hwarl*) [A variety of *whirl*]. The uvular or rattling utterance of the *r*. sound.

Wharton's duct (*hwar'-tun*) [Thomas *Wharton*, English anatomist, 1610–1673]. The duct of the submaxillary gland. **W.'s jelly,** the gelatinous embryonic connective tissue of the umbilical cord.

whartonitis (*hwar-tun-ī'-tis*). Inflammation of Wharton's duct.

wheal (*whēl*) [AS., *hwēle*]. A whitish or pinkish elevation, developing suddenly upon the skin, and lasting usually but a short time. Wheals are produced by urticaria, the bites of insects, or the sting of a nettle. Syn., *pomphus; urtica.* **w.-worm,** the *acarus scabiei*, or itch insect.

wheat (*hwēt*). See *triticum.*

wheatena (*hwēt-e'-nah*). An artificial food said to contain all the elements of the wheat-berry except the husk. The starch granules have already been ruptured by heat, and only a few moments' cooking is necessary.

Wheatstone's bridge (*hwēt'-stōn*) [Charles *Wheatstone*, English physicist, 1802–1875]. An instrument for measuring electrical resistance.

Wheelhouse's operation (*hwēl'-house*) [Claudius Galen *Wheelhouse*, English surgeon,]. A perineal incision through the urethra for stricture; external urethrotomy.

wheeze (*hwēz*). To breathe hard; to breathe with difficulty and with an audible whistling sound.

wheezing (*hweez'-ing*). The half-stertorous, sibilant sound occasionally observed in the breathing of persons affected with croup, asthma, or coryza.

whelk (*hwelk*). A protuberance upon the face, due to alcoholism; acne rosacea; a pimple.

whetstone crystals. Peculiar crystals of xanthin found in urine.

whettle-bones. The vertebræ.

whey (*hwā*). The liquid part of milk separating from the curd. **alum-w.,** whey separated by stirring milk with a lump of alum; a popular remedy for sore eyes. **wine-whey,** a whey prepared by adding Rhine wine one part to hot milk four parts, and straining. **w.-cure,** the administration of whey as a method of treating certain diseases.

whiff (*hwif*) [origin obscure]. A puff of air. **w., oral,** a peculiar sound heard during expiration from the open mouth, principally in cases of thoracic aneurysm.

whip-worm (*whip'-wurm*). *Trichocephalus dispar.*

whirl (*hwurl*) [ME., *whirlen*, to whirl]. To revolve rapidly. **w.-bone.** 1. The head of the femur 2. The patella.

whiskey, whisky (*hwis'-ke*). See *spiritus frumenti.* **w.-nose.** See *acne rosacea.*

whisper (*hwis'-per*). A low, soft, sibilant sound produced by the passage of the breath through the glottis without vibrating the vocal cords.

white (*hwīt*) [AS, *hwīt*]. 1. Having a color produced by reflection of all the rays of the spectrum, opposed to black. 2. Any white substance, as *white* of egg. **w. arsenic,** arsenic trioxide. **w. cell, w. corpuscle,** the leukocyte. **w. commissure,** the anterior commissure of the spinal cord. **w. gangrene,** gangrene with anemia of the tissues. **w. lead,** basic lead carbonate. **w. leg.** See *Phlegmasia alba dolens.* **w. leprosy,** vitiligo. **w. line,** the linea alba. **w. matter,** the part of the brain and spinal cord consisting of medullated nerve-fibers, and having a white color. **w. mustard,** sinapis alba. See under *mustard.* **w., pearl-,** bismuth subnitrate. **w., permanent,** a commercial name for barium sulphate. **w. pneumonia.** See *pneumonia, white.* **w. pocks,** a varicella-like disease, occurring in Brazil. **w. precipitate,** hydrargyrum ammoniatum. See *mercury, ammoniated.* **w. softening,** softening of nerve-substance in which the affected area presents a whitish color,

due to fatty degeneration following anemia. **w.-spot disease**, a special form of scleroderma. **w. substance of Schwann**, the myelin sheath of medullated nerve-fibers. **w. swelling.** See *swelling, white.* **w. vitriol**, zinc sulphate.

White's disease [James C. *White*, American dermatologist, 1833–1916]. Keratosis follicularis.

White's operation [J. William *White*, American surgeon, 1850–1916]. Castration for cure of enlarged prostate.

Whitehead's operation [Walter *Whitehead*, English surgeon, 1840–1913]. 1. Excision of the tongue, through the mouth. 2. Excision of hemorrhoids, by removal of a circular strip of mucous membrane around the anus, including the tumors.

whites (*hwits*). See *leukorrhea.*

whiting. Prepared chalk or white clay; purified calcium carbonate.

whitlow (*hwit'-lo*). See *paronychia.* **w., melanotic**, a form of melanotic sarcoma simulating whitlow in appearance. **w., painless.** See *Morvan's disease.*

Whitman operation (*wit'-man*) [Royal *Whitman*, American orthopedic surgeon]. *For talipes calcaneus:* Consists in the removal of the astragalus; the freeing of the malleoli and the preparation of a new articulation; the transplantation or resuture of the peronei tendons; the backward displacement of the foot; and the fixation of the foot in equinus.

Whitmore's fever (*wit'-mōr*) [A. *Whitmore*, English surgeon]. A disease characterized by intermittent fever, bronchopneumonia, and multiple abscesses; it resembles glanders, and is found in Rangoon and surrounding districts.

whoop (*hoop*). The inspiratory crow which precedes or occurs during a paroxysm in whooping-cough.

whooping-cough (*hoo'-ping-kof*). *Pertussis. Coqueluche.* An infectious catarrhal inflammation of the air passages and peculiar paroxysms of cough ending in a loud whooping inspiration. It is most frequent in children, and is probably due to a specific microorganism.

whorl (*hworl*) 1. A spiral turn, in general 2. The spiral turn of the external fibers of the heart where they join the inner fibers.

Whytt's disease (*hwit*) [Robert *Whytt*, Scottish physician, 1714–1766]. Hydrocephalus internus: a collection of fluid in the cerebral ventricles. **W.'s reflex**, destruction of one of the anterior corpora quadrigemina causes loss of reflex contraction of pupils to light.

Wichmann's asthma (*vik'-mahn*) [Johann Ernst *Wichmann*, German physician, 1740–1802]. Laryngismus stridulus. Kopp's asthma.

Wickersheimer's fluid (*vik'-ers-hi-mer*) [J. *Wickersheimer*, German anatomical curator, 1832–1896]. A fluid employed for the preservation of anatomical specimens, consisting of arsenic trioxide, sodium chloride, potassium sulphate, carbonate, and nitrate, dissolved in a mixture of glycerol, methyl-alcohol, and water.

wicking (*wik'-ing*). Loosely twisted unspun cotton or wool; it is employed in packing cavities.

Widal's reaction or test (*ve'-dal*) [Fernand *Widal*, French physician, 1862–1929]. The addition of a few drops of a recent culture of *Bacillus typhi abdominalis* (Eberth) to serum of a typhoid-fever patient causes an agglutination and loss of movement of bacilli. **W.'s hemoclasic crisis**, the changes which occur in the blood preceding anaphylactic shock, and in other conditions; the blood pressure falls, erythrocytes and leukocytes are diminished in number, and the physical and chemical properties of the blood are modified.

Widmer's sign. The temperature in the right axilla is higher than that in the left axilla; found in appendicitis.

Wilde's cords [Sir William Robert Willis *Wilde*, Irish surgeon, 1815–1876]. The transverse fibers of the callosum **W., incision.** See *Wilde's operation.* **W., luminous triangle.** See *Politzers' luminous cone.* **W.'s operation.** *For mastoid or cerebral abscess:* the bone is exposed from the base to the apex of the mastoid process, one-half inch behind the auricle, and, if necessary, the bone is opened with a drill, gouge, or trephine.

Wildermuth's ear (*vil'-der-moot*) [Hermann A. *Wildermuth*, German neurologist, 1852–]. A congenital deformity of the ear consisting in a prominence of the anthelix, the helix being turned downward.

Wilkinson's disease. Paralysis agitans.

Wilks' disease [Sir Samuel *Wilks*, English physician, 1824–1911]. Chronic parenchymatous nephritis **W.'s kidney**, the large white kidney. **W.'s symptom-complex.** See *Erb's* disease.

Willan's leprosy [Robert *Willan*, English physician, 1757–1812]. Psoriasis. **W.'s lupus**, lupus vulgaris.

Willard's disease. See *lupus vulgaris*

Willem's method (*vil'-lems*) [Charles *Willems*, Belgian surgeon]. Active mobilization in the treatment of wounded joints.

Williams' sign [Charles *Williams*, English physician, 1838–1889] Diminished inspiratory expansion on the left side in adherent pericardium. **W.'s tracheal sound**, the peculiar resonance sometimes found in the second intercostal space in cases of very large pleural effusion. It is a dull tympanitic resonance, becoming higher on opening the mouth, and arising from the vibrations of air in a large bronchus surrounded by compressed lung.

Williamson's blood-test for diabetes. Place in a narrow test-tube 40 Cmm. of water and 20 Cmm. of blood; add 1 Cc. of an aqueous solution of methylene-blue (1 : 6000) and 40 Cmm. of solution of potassium hydroxide. Place the tube in a water-pot, which is kept boiling. From the blood of a diabetic patient the blue color disappears in four minutes and becomes yellow. In non-diabetic blood the blue color remains.

Willis' accessory nerve [Thomas *Willis*, English anatomist, 1621–1675]. The spinal accessory nerve. **W.'s arteries**, the anterior and posterior communicating arteries of the brain. **W., circle of**, the arterial anastomosis at the base of the brain, formed by the anterior communicating artery between the anterior cerebral arteries, the internal carotids and middle and posterior cerebral arteries, and the posterior communicating arteries. **W.'s cords.** 1. Fibrous trabeculæ stretching across the lower angle of the superior longitudinal sinus. 2. See *Wilde's cords.* **W.'s disease**, diabetes mellitus. **W.'s glands**, the corpora albicantia. **W.'s ophthalmic branch**, the ophthalmic division of the fifth cranial nerve. **W.'s paracusis**, increased hearing power in the presence of a loud noise. **W.'s valve.** See *valve of Viussens.*

Willner's spots (*wil'-ner*). Spots on the internal surface of the prepuce, which are said to precede the eruption on the skin in cases of variola.

THOMAS WILLIS.

Willock's respiratory jacket (*wil'-ok*). A jacket used in pulmonary emphysema.

willow (*wil'-o*) [AS., *welig*]. *Salix*, a genus of trees of the order *Salicaceæ*, the bark and leaves of which contain salicin. *Salix alba* and *Salix nigra* have been used in spermatorrhea, neuralgia, and malaria.

Wilson's disease [Sir William James Erasmus *Wilson*, English dermatologist, 1809–1884]. General exfoliative dermatitis. **W.'s lichen,** lichen planus.

Wilson's muscle, [James *Wilson*, English surgeon, early 19th century]. A nonconstant fasciculus of the compressor urethræ which is attached to the body of the pubis near the symphysis.

Wilson's syndrome (*wil'-sun*) [Samuel Alexander Kinnear *Wilson*, English physician]. Hepatolenticular degeneration, *q. v.*



SIR WILLIAM JAMES ERASMUS WILSON.

Wilson-Brocq's disease. See *Wilson's disease.*

Winckel's disease (*ving'-kel*) [Franz Karl Ludwig Wilhelm von *Winckel*, German obstetrician, 1837–1911]. An epidemic disease of children, characterized by cyanosis, jaundice, and hemoglobinuria.

Winckler's bodies. Spherical masses seen in syphilitic tissues.

Winckler's test for free HCl in the gastric juice. Mix a few drops of the filtered gastric juice in a porcelain capsule with a few drops of a 5% alcoholic solution of alphanaphthol to which 0.5 to 1 % of glucose has been added. On heating gently a bluish-violet zone appears which darkens rapidly.

windage (*win'-dāj*). Compression of air by the passage of a missile, shell, etc., near the body, causing an injury called *wind-contusion.*

wind-contusion. Windage.

windlass, Spanish. A form of tourniquet consisting of a handkerchief tied about a part and twisted by means of a stick.

window (*win'-do*). 1. An aperture in a wall for the admission of light and air. 2. A small aperture in a bone. See *fenestra.* **w. resection,** submucous resection of part of nasal septum.

Windscheid's disease (*vint'-shīts*). The nervous disturbances accompanying arteriosclerosis.

windpipe (*wind'-pīp*). See *trachea.*

wind-pox. Chickenpox.

wine (*wīn*) [L., *vinum*]. 1. The fermented juice of the grape. 2. A solution of a medicinal substance in wine. Wines consist chiefly of water and alcohol, the latter varying from 6 to 22 % (from 10 to 14 % in the official wines). In addition they contain volatile oil, enanthic ether, grape-sugar, traces of glycerol, coloring-matter, tannic, malic, phosphoric, carbonic, and acetic acids, potassium bitartrate, and calcium tartrate. Wine is used as a beverage in most civilized countries, and in medicine as a stimulant like alcohol. **w., red** (*vinum rubrum*, U. S. P.), the fermented juice of fresh colored grapes. The most important varieties are claret, Bordeaux, and port. **w., white** (*vinum album*, U. S. P.), the fermented juice of grapes freed from seeds, stems, and skins. The most important varieties are sherry (*vinum xericum*), Madeira, Catawba, etc.

wineglass. A measure of nearly two fluid ounces.

wine-press of Herophilus. See *torcular.*

wing. See *ala.* **w. of Ingrassias,** the alæ of the sphenoid.

Winiwarter's operation (*vin'-e-var-ter*) [Alexander von *Winiwarter*, German surgeon, 1848–]. Cholecystenterostomy, in two stages. In the first the gall-bladder is united to the upper portion of the jejunum and the parts are fixed to the parietal peritoneum; in the second, after about five days, the bowel is incised and a communication is established between the latter and the gall-bladder.

wink. To open and close the eyelids quickly.

winking-spasm. Blepharospasm.

Winslow's foramen (*wins'-lo*) [Jacob Benignus *Winslow*, Danish anatomist, 1669–1760]. An aperture between the liver and stomach, bounded in front by the portal vein, hepatic artery and duct, behind, by the inferior vena cava, below by the hepatic artery, and above, by the liver. It is formed by folds of the peritoneum, and establishes communication

between the greater and lesser cavities of the peritoneum. **W.'s ligament,** the ligamentum posticum Winslowii, the posterior ligament of the knee-joint. **W.'s pancreas,** the lesser pancreas. **W.'s pouch,** the gastrohepatic omentum. **W.'s stars,** capillary whorls which form the beginning of the vorticose veins of the choroid.

JACOB BENIGNUS WINSLOW.

wintera, winter's bark (*win'-ter-ah*). The bark of *Drimys winteri;* it is aromatic and tonic, used in scurvy.

Winterbottom's symptom [Thomas *Winterbottom*, American physician]. The multiple cervical adenitis found in sleeping sickness.

wintergreen. See *gaultheria*.

winter-itch. See *pruritus hiemalis*.

Winternitz's sound (*vin'-ter-nitz*) [Wilhelm *Winternitz*, Austrian physician, 1835–1917]. A double current catheter through which water may circulate, and so heat or cold may be applied to urethra or prostate.

Wintrich's change of pitch (*vin'-trik*) [Anton *Wintrich*, German physician, 1812–1882]. The tympanitic sound of pneumothorax and of cavities communicating freely with a bronchus becomes higher in pitch when the mouth is opened and lower when the mouth is closed.

wiring. Securing by means of wire the fragments of a broken bone.

Wirsung, canal or duct of (*vĕr'-soong*) [Johann Georg *Wirsung*, Bavarian anatomist, 1643]. The excretory duct of the pancreas.

wiry (*wi'-re*). Resembling wire; tough and flexible. **w. pulse.** See *pulse*.

wisdom-tooth. The last molar tooth, which is the last of all the teeth to appear.

wismol. A proprietary dusting powder.

Wistar's pyramids. See *Bertin, bones of*.

witch-hazel. See *hamamelis*.

witherite (*with'-ur-ite*) [W. *Withering*, English physician, 1741–1799]. Native barium carbonate.

withers (*with'-erz*). The ridge above the shoulders of the horse, formed by the spinous processes of the first eight or ten thoracic vertebræ.

Witte's peptone (*vit'-ta*). Trade name of protein derivatives obtained by gastric digestion from fibrin.

Witz's test for HCl in the contents of the stomach. An aqueous solution of methyl-violet (strength 0.025 %) is first colored blue, then green, and finally decolorized by dilute inorganic acids.

w. l. Abbreviation for *wave length*.

Wladimiroff's operation (*vla-de'-me-rof*). Tarsectomy; Mikulicz's operation. The heel portion of the foot, consisting of the astragalus, os calcis, and the soft parts covering them, is removed; the articular surfaces of the tibia, fibula, cuboid, and scaphoid are sawn off and the foot is brought into a straight line with the leg.

Woehler's rings. See *Meyer's rings*.

Woelde's triangle (*vel'-der*). Politzer's luminous cone.

Woelfler's operation (*vel'-fler*) [Anton *Woelfler*, Austrian surgeon, 1850–1917]. Gastroenterostomy.

Woillez's disease (*vwah-la'*) [Eugene Joseph *Woillez*, French physician, 1811–1882]. Acute pulmonary congestion.

Wolff's law [Julius *Wolff*, German anatomist, 1836–1902]. Every change in the static relations of a bone leads not only to a corresponding change of internal structure, but also to a change of external form and physiological function.

Wolff-Eisner reaction or **test** (*vulf-iz'-ner*) [Alfred *Wolff-Eisner*, German physician]. Calmette's ophthalmo-reaction.

Wolffian body [Kaspar Friedrich *Wolff*, German anatomist, 1733–1794]. The mesonephron, an organ of embryonic life situated on each side of the vertebral column and consisting of a series of convoluted tubes opening into a lateral duct, which is connected with the common cloaca of the alimentary and genito-urinary tracts. It disappears toward the end of the second month, leaving as a vestige the parovarium. **W. cyst,** a cyst of the broad ligament of the uterus, believed to be developed from vestiges of the Wolffian body. **W. duct,** the mesonephric duct; an embryonic duct of the mesonephron formed by longitudinal fission of part of the segmental duct. In the male it becomes the vas deferens; in the female it almost entirely disappears. **W. ridge,** a protuberance from which the W. body is developed. **W. tubules,** small tubes joining the Wolffian duct at right angles.

Wolfe-flaps. Whole skin-flaps without pedicles.

wolf-grape. Dulcamara.

wolfram. Tungsten.

wolframate. Tungstate.

wolfsbane. Aconite.

Wollaston's doublet [William Hyde *Wollaston*, English physicist and physician, 1766–1828]. Two plano-convex lenses in the eyepiece of a microscope in the place of one double convex lens, to correct spherical aberration.

womb (*woom*) [ME., *woombe*]. The uterus.

wood. The hard part of trees; the part within the bark. **w.-alcohol,** methyl-alcohol. **w. charcoal,** carbo ligni. **w., flour,** sawdust; used in surgical dressings. **w.-naphtha,** same as *w.-alcohol*. **w.-oil.** See *gurjun balsam*. **w.-sorrel,** *Oxalis acetosella*, a low, tender pubescent herb of North America, Europe, Asia, and northern Africa. It contains potassium binoxalate, which is sometimes obtained from it and sold as salt of sorrel. It has refrigerant and antiscorbutic qualities. **w.-spirit,** methyl-alcohol. **w.-sugar,** xylose. **w.-tar.** See *tar*. **w.-vinegar,** vinegar obtained by the dry distilla-

tion of wood. **w.-wool**, prepared fibers of wood, used mainly as a surgical dressing.

Woodbridge treatment [John Eliot *Woodbridge*, American physician, 1845–1901]. Treatment of typhoid fever by intestinal antisepsis and elimination.

wooden tongue. See *actinomycosis*.

Woodyatt pump (*wood'-yat*) [Rollin Turner *Woodyat*, American physician, 1878–]. An apparatus contrived to produce intravenous injection continuously at a fixed rate.

wool-fat. See *lanolin*.

Woolner's tip (*wool'-ner*) [Thomas *Woolner*, English sculptor, 1826–1892]. The tip of the helix of the auricle.

woolsorter's disease. Anthrax.

woorara (*woo-rar'-ah*). See *curara*.

word-blindness. See under *aphasia*.

word-deafness. See *deafness, psychic*.

word-salad. Forel's term for the meaningless words emitted by catatonic patients.

working distance. In a microscope the distance between the object and the objective.

worm (*wurm*). A member of the class *Vermes*, of the division *Invertebrata*, especially one parasitic in man or animals. **w., bladder-**, the *Tænia echinococcus*. See *tape-worm, dog*. **w., guinea-, w., medina-**, the *Fslaria medinensis*. See under *filaria*. **w., pin-, w., seat-, w., thread-**. See *oxyuris*. **w., whip-**, the *Trichocephalus dispar*.

Wormian bone (*wur'-me-an*) [Olaus *Worm*, a Danish physician, 1588–1654]. Any of the small supernumerary bones in the sutures of the skull.

Wormley's test [Theodore George *Wormley*, American chemist, 1826–1897]. A color reaction for alkaloids, made by treating the suspected solution with an alcoholic solution of picric acid, or with a dilute iodine-potassium-iodide solution.

Worm-Mueller's test for sugar [Jacob *Worm-Mueller*, Norwegian physician, 1834–1889]. A mixture of a 1.5 to 2.5% solution of cupric sulphate and an alkaline solution of Rochelle salt is added to the urine; on boiling, a yellowish precipitate of copper suboxide is formed.

wormseed (*wurm'-sēd*). 1. See *chenopodium*. 2. See *santonica*.

wormwood. See *absinthium*.

worsted test. See *Holmgren's test*.

Woulfe's bottles [Peter *Woulfe*, English chemist, 1727–1803]. An apparatus consisting of a series of two or three necked bottles connected by suitable tubes and used for washing gases or saturating liquids therewith.

wound (*woond*) [AS., *wund*]. A solution of continuity of an external or internal surface of the body. **w., contused**, one produced by a blunt body. **w., gunshot**, one made by a projectile from a gun or other fire-arm. **w., incised**, one caused by a cutting instrument. **w., lacerated**, one in which the tissues are torn. **w., open**, one having a free external opening. **w., penetrating**, one that pierces the walls of a cavity or enters into an organ. **w., poisoned**, one in which septic materials are introduced. **w., punctured**, one made by a pointed instrument. **w., subcutaneous**, one with a very small external opening in the skin.

W r. Abbreviation for Wassermann reaction.

W-rays. See *Grens rays*.

wreath. In biology, applied to a stage in karyokinesis, as the *mother-wreath, daughter-wreath*.

Wreden's test (*vra'-den*) [Robert Robertovchi *Wreden*, Russian otologist, 1837–1893]. A test of live-birth. It consists in the absence of gelatinous matter from the middle ear; this is regarded as a proof that the fetus was born alive and has breathed.

Wright's method [Sir Almroth Edward *Wright*, English bacteriologist, 1861–]. The opsonic method. **W.'s vaccine**, antityphoid vaccine.

Wright's solution [James Homer *Wright*, American pathologist, 1869–]. Sodium citrate, 0.5; sodium chloride, 3.0; distilled water, 100.

wrightine (*rī'-tēn*), $C_{14}H_{40}N_2$. An astringent and anthelmintic alkaloid from conessi bark, *Wrightia zeylanica*.

Wrisberg's ansa memorabilis (*riz'-berg*) [Heinrich August *Wrisberg*, German anatomist, 1739–1808]. A loop formed by the right semilunar ganglion and the anastomosis of the right pneumogastric and great splanchnic nerves. **W.'s cartilages**, the cuneiform cartilages, one on each side of the fold of membrane stretching from the arytenoid cartilage to the epiglottis. **W.'s ganglion.** 1. A ganglion frequently found in the superficial cardiac plexus at the point of union of the lower cervical cardiac branch of the left pneumogastric with the upper cardiac nerve of the sympathetic of the left side. 2. Intumescentia semilunaris. See *ganglion, Gasserian*. **W.'s lingula**, the filaments connecting the sensory and motor roots of the trigeminus. **W.'s nerve.** 1. A small branch of the brachial plexus supplying the skin of the arm. See *cutaneous, lesser internal*, under *nerve*. 2. A small nerve arising from the medulla oblongata and coursing between the facial and auditory nerves **W.'s pars intermedia.** See *W.'s nerve* (2).

wrist (*rist*) [AS.]. The part joining the forearm and the hand. See *carpus*. **w.-clonus.** See *reflex, wrist*. **w.-drop**, a paralysis of the extensor muscles of the wrist and fingers causing a dropping of the hand. **w.-joint**, the articulation between the forearm and the hand; the radio-carpal articulation.

writer's cramp. An occupation-neurosis occurring in those who write a great deal, and characterized by painful spasm of the fingers when an effort at writing is made.

writing hand. A peculiar position assumed by the hand in paralysis agitans.

wry-neck (*rī'-nek*). See *torticollis*.

Wuchereria bancrofti (*voo-ker-e'-re-ah*). See *Filaria sanguinis hominis*.

wuchereriasis (*voo-ker-e-re-a'-sis*). Condition due to *Wuchereria bancrofti*.

Wunderlich's law or **curve** (*voon'-der-lik*) [Carl Reinhold *Wunderlich*, German physician, 1815–1867]. The ascending oscillations of the temperature-curve in typhoid fever.

Wundt's tetanus (*voondt*) [Wilhelm *Wundt*, German physiologist, 1832–1920]. A prolonged tetanic contraction induced in a frog's muscle by injury or strong electric current.

wurali (*woo-rah'-le*). Same as *curara*.

wurari (*woo'-rā-re*). Curare.

wurras (*wur'-as*). Warras.

Wurster's test for hydrogen dioxide (*voor'-ster*) [Casimir *Wurster*, German chemist, 1856–]. Paper saturated with a solution of tetramethylparaphenylendiamine turns blue-violet with hydrogen dioxide. **W.'s test for tyrosine.** 1. Treat a boiling aqueous solution of tyrosin drop by drop with a 1% acetic acid and a sodium nitrite solution. A red coloration results. 2. Add some dry quinone to a hot

aqueous solution of tyrosine. A deep ruby-red coloration results, lasting for 24 hours, and then changing to brown.

Wutzer's operation (*vŭt'-ser*). An operation for the radical cure of inguinal hernia.

w/v. Abbreviation for *weight in volume;* indicating that a weighed quantity of a solid substance is contained in solution in a measured quantity of liquid.

Wyeth's operation [John Allan *Wyeth*, American surgeon, 1848–1923]. A method of bloodless amputation of the hip or shoulder; hemorrhage is controlled by long pins and a strong elastic band or tube.

Wylie's drain [Walter Gill *Wylie*, American gynecologist, 1848–1923]. An apparatus resembling a stem-pessary designed for drainage of the uterus. **W.'s operation,** intra-abdominal shortening of the round ligaments of the uterus.

Wyman's strap. An arrangement of straps for holding a violently insane person in bed.

Wynter's sign (*win'-ter*). Absence of abdominal respiratory movements particularly at the level of epigastrium; observed in acute pericarditis.

X

X. 1. Symbol for the decimal scale of potency or dilution, used by the homeopaths. 2. Chemical symbol for *xenon*. 3. Abbreviation for Kienbock's unit. 4. Symbol for the hypothetical prefluorine element.

xanol (*zan'-ol*). Trade name of a preparation of sodium-caffeine salicylate.

xanthæmatin. See *xanthematin*.

xanthaline (*zan'-thal-ēn*) [ξανθός, yellow], $C_{37}H_{36}N_2O_2$. An alkaloid from opium; a white, crystalline substance forming yellow salts.

xanthamide (*zan'-tham-id*), $C_3H_7NSO_4$. A crystalline substance derived from xanthic acid.

xanthate (*zan'-thāt*) [ξανθός, yellow]. A salt of xanthic acid.

xanthein (*zan'-the-in*) [ξανθός, yellow]. The yellow coloring matter of plants; it is soluble in water, thus differing from xanthin.

xanthelasma (*zan-thel-az'-mah*) [ξανθός, yellow; ἔλασμα, a metal plate]. See *xanthoma*.

xanthelasmoidea (*zan-thel-az-mo-id'-e-ah*) [*xanthelasma*; εἶδος, form]. Synonym of *urticaria pigmentosa*.

xanthematin, xanthæmatin (*zan-them'-at-in*) [ξανθός yellow; *hematin*]. A bitter yellow substance obtained by dissolving hematin in dilute nitric acid.

xanthene (*zan'-thēn*) [ξανθός, yellow]. A yellow mixture obtained from persulphocyanic acid.

xanthic (*zan'-thik*) [*xanthin*]. 1. Yellow. 2. Pertaining to xanthin. **x. acid,** an ester of thiosulphocarbonic acid; it is an unstable, colorless oil which decomposes at 25° C. into carbon disulphide and alcohol. **x. calculus,** urinary calculus composed mainly of xanthin. **x. oxide,** an ingredient of stony formations; xanthin.

xanthin (*zan'-thin*) [ξανθός, yellow], $C_5H_4N_4O_2$. A nonpoisonous leukomaine found in nearly all the tissues and liquids of the animal economy, and also in many plants; it occurs in minute quantities in urine, also in guano. It is formed in the decomposition of nuclein by dilute acids. According to Ross, it is an auxetic in cancer. It is a colorless powder, almost insoluble in cold water, but readily soluble in dilute acids and alkalies, and acts as a muscle-stimulant, especially to the heart. For tests see *Hoppe-Seyler* and *Weidel*. **x. bases,** alloxuric bases.

xanthinoxidase (*zan-thin-oks'-id-ās*) [*xanthin; oxidase*]. An oxidizing ferment which converts xanthin and hypoxanthin into uric acid.

xanthinuria (*zan-thin-ū'-re-ah*) [*xanthin; urine*]. The presence of xanthin in excess in the urine.

Xanthium (*zan'-the-um*). Clotbur; a genus of *Compositæ*.

xanthiuria (*zan-the-ū'-re-ah*). See *xanthinuria*.

xantho- (*zan-tho-*) [ξανθός, yellow]. A prefix meaning yellow.

xanthochroia (*zan-tho-kro'-e-ah*) [ξανθός, yellow; χροιά, skin]. Yellow discoloration of the skin.

xanthochromia (*zan-tho-kro'-me-ah*) [*xantho-*; χρῶμα, a color]. 1. A yellowish discoloration of the skin. 2. The yellow hemorrhagic discoloration of the cerebrospinal fluid, diagnostic of hemorrhage of the spinal cord.

xanthochroous (*zan-thok'-ro-us*) [ξανθός, yellow; χροιά, skin]. Yellow-skinned.

xanthocreatinine (*zan-tho-kre-at'-in-in*) [*xantho-; creatinine*], $C_8H_{18}N_4O$. A leukomaine found in muscle, crystallizing in yellow crystals and resembling creatinine. It produces depression, somnolence, fatigue, frequent defecation, and vomiting.

xanthocyanopia, xanthocyanopsia (*zan-tho-si-an-o'-pe-ah, zan-tho-si-an-op'-se-ah*) [*xantho-*; κύανος, blue; ὄψις, sight]. A defect of color-vision in which yellow and blue are perceived, while red is imperceptible.

xanthocystin (*zan-tho-sis'-tin*) [ξανθός, yellow; κύστις, bladder]. A nitrogenous substance found in the whitish tubercles in the mucosæ and organs of a corpse.

xanthocyte (*zan'-tho-sīt*) [*xantho-*; κύτος, a cell]. A cell secreting a yellow pigment.

xanthoderma, xanthodermia (*zan-tho-der'-mah, zan-tho-der'-me-ah*) [*xantho-*; δέρμα, skin]. A yellow discoloration of the skin.

xanthodont, xanthodontous (*zan'-tho-dont, zan-thodon'-tus*) [*xantho-*; ὀδούς, tooth]. Having yellow teeth.

xanthogen (*zan'-tho-jen*). Same as *xanthein*.

xanthogenic acid (*zan-tho-jen'-ik*). Same as *xanthic acid*.

xanthoglobulin (*zan-tho-glob'-ū-lin*) [ξανθός, yellow; globulin]. Same as *hypoxanthin*. A yellow substance found in the liver and pancreas.

xanthokyanopy (*zan-tho-ki-an'-o-pe*) [ξανθός, yellow; κύανος, blue; ὤψ, eye]. Red-green blindness, with undiminished spectrum. See *xanthocyanopsia*.

xantholin (*zan'-tho-lin*). Same as *santonica*.

xanthoma (*zan-tho'-mah*) [*xantho-*; ὄμα. tumor]. Xanthelasma; a newgrowth of the skin occurring as flat or slightly raised patches or nodules from a pinhead to a bean in size, and of a yellowish color. The flat lesions (*xanthoma planum*) usually occur about the eyelids; the elevated or tubercular variety (*xanthoma tuberculatum; xanthoma tuberosum*) on the neck, trunk, and extremities. Histologically the lesions consist of connective tissue undergoing a partial fatty degeneration. **x. diabeticorum,** a rare disease of the skin associated with diabetes mellitus, the lesions of which are denser and firmer than those of true xanthoma, and are dull red, discrete, and solid, with a yellowish point at the apex. **x. glycosuricum,** that marked by grape-sugar or pentose in the urine. **x. multiplex,** a form occurring usually in women about middle life. **x. planum, x. palpebrarum,** the commoner form of xanthoma, usually occurring on the eyelids. **x. tuberculatum, x. tuberosum,** a form marked by tubercular lesions on the extensor surfaces of the extremities and on parts exposed to pressure.

xanthomatosis (*zan-tho-mat-o'-sis*) [ξανθός, yellow; ὅμα, tumor]. Xanthoma of so marked a type as to indicate a special diathesis.

xanthomatous (*zan-tho'-mat-us*) [ξανθός, yellow; ὅμα, tumor]. Of the nature of, or affected with xanthoma.

xanthomelanous (*zan-tho-mel'-an-us*) [ξανθός, yellow; μέλας, black]. Having yellow or olive skin and black hair.

xanthone (*zan'-thōn*). Diphenylene ketone oxide, $C_{13}H_8O_2$.

xanthopathy (*zan-thop'-ath-e*). See *xanthoderma*.

xanthophane (*zan'-tho-fān*) [*xantho-*; φαίνειν, to show]. A yellow pigment found in the retinal cones.

xanthophose (*zan'-tho-foz*) [*xantho-*; φῶς, light]. A yellow phose.

xanthophyll (*zan'-tho-fil*) [ξανθός, yellow; φύλλον, leaf]. The yellow pigment of plants, developed in the leaves.

xanthopia (*zan-tho'-pe-ah*). Same as *xanthopsia*.

xanthopicrin (*zan-tho-pik'-rin*) [ξανθός, yellow; πικρός, bitter]. A yellowish coloring matter, derived from the bark of *Xanthoxylum caribæum*. Same as *berberine*.

xanthoplasty (*zan'-tho-plas-te*) [ξανθός, yellow; πλάσσειν, to form]. A plastic operation for xanthoderma.

xanthoproteic (*zan-tho-pro-te'-ik*) [*xanthoprotein*]. Derived from or related to xanthoprotein. **x. acid**, $C_{24}H_{24}O_{22}N_4$, a non-crystallizable acid, produced by decomposing proteins with nitric acid. **x. reaction**, the deep-orange color obtained by the addition of ammonia to proteids that have been heated with strong nitric acid.

xanthoprotein (*zan-tho-pro'-te-in*) [*xantho-*; *protein*]. A yellowish substance formed from proteids by the action of nitric acid.

xanthopsia (*zan-thop'-se-ah*) [*xantho-*; ὄψις, vision]. Yellow vision; the condition in which objects look yellow. It sometimes accompanies jaundice.

xanthopsin (*zan-thop'-sin*) [*xantho-*; ὄπις, vision]. Visual yellow; produced by the action of light on rhodopsin (visual purple).

xanthopsydracia (*zan-thop-se-dra'-she-ah*) [*xanthos*; ψύδραξ, a pimple]. The occurrence on the skin of yellow pimples or pustules.

xanthopuccine (*zan-tho-puk'-seen*) [*xanthos*; *puccoon*]. An alkaloid found in hydrastis.

xanthorrhea, xanthorrhœa (*zan-thor-e'-ah*) [ξανθός, yellow; ῥέειν, to flow]. An acrid, purulent, yellow discharge from the vagina.

Xanthorrhiza (*zan-tho-ri'-zah*) [ξανθός, yellow; ῥίζα, a root]. A genus of ranunculaceous plants. **X. apiifolia**, yellow root, a bitter tonic.

xanthosis (*zan-tho'-sis*) [ξανθός, yellow]. The yellow pigmentation sometimes observed in carcinoma and degenerating tissues.

xanthous (*zan'-thus*) [ξανθός, yellow]. Having a yellow skin or complexion.

xanthoxylene (*zan-thok'-sil-ēn*) [ξανθός, yellow; ξύλον, wood]. $C_{10}H_{18}$. A colorless, volatile oil obtained from the fruit of *Xanthoxylum alatum*.

xanthoxylin (*zan-thok'-sil-in*) [ξανθός, yellow; ξύλον, wood]. 1. A precipitate from a tincture of *Xanthoxylum fraxineum*, stimulant, styptic, tonic, sialagogue. Dose 1–2 gr. 2. A stearoptene from the volatile oil of *Xanthoxylum piperitum*.

xanthoxylum (*zan-thoks'-sil-um*) [*xantho-*; ξύλον, wood]. Prickly ash, a genus of trees of the order *Rutaceæ*. The dried bark of *X. americanum* or of *Fagara clava-herculis* yields the *xanthoxylum* of the U. S. P.; it contains a crystalline principle, *xanthoxylin*, and is irritant, stimulant, and slightly diaphoretic. It is used in chronic rheumatism and as an emmenagogue. Dose 30 gr. (2.0 Gm.). **x., fluidextract of** (*fluidextractum xanthoxyli*, U. S. P.). Dose 30 minims (2.0 Cc.).

xanthuria (*zan-thū'-re-ah*) See *xanthinuria*.

xanthylic (*zan-thil'-ik*) [*xanthine*; ὕλη, matter]. Pertaining to xanthine.

xaxa (*zak'-sah*) Acetyl-salicylic acid.

xaxaquin (*zaks'-ak-win*). Trade name of a preparation of acetyl salicylic acid. **x.-bases.** Alloxur bases.

X-bacillus. An organism reported by Sternberg to be present in yellow fever.

x-disease. 1. A condition of general malaise, with abnormal sensitiveness to cold, disturbances of digestion, respiration and cardiac action; its origin is unknown. 2. Acute polioencephalomyelitis.

Xe. Chemical symbol of *xenon*.

xenarthral (*zen-ar'-thral*) [ξένος, strange; ἄρθρον, joint]. Strangely jointed.

xenembole (*zen-em'-bo-le*) [ξένος, foreign; ἐμβολή, a throwing in]. Same as *xenenthesis*.

xenenthesis (*zen-en'-the-sis*) [ξένος, foreign; ἐν, in; θέσις, a placing]. The introduction of a foreign body into the organism.

xeno- (*zen-o-*) [ξένος, strange] A prefix meaning strange or foreign.

xenogenesis (*zen-o-jen'-es-is*). See *heterogenesis*.

xenogenetic, xenogenic (*zen-o-jen-et'-ik, zen-o-jen'-ik*) [ξένος, strange; γεννᾶν, to produce]. Pertaining to xenogenesis.

xenogenous (*zen-oj'-en-us*) [ξένος, foreign; γεννᾶν, to produce]. Caused by a foreign body.

xenogeny (*zen-oj'-en-e*) [ξένος, strange; γένος, kind]. Same as *xenogenesis*.

xenomenia (*zen-o-me'-ne-ah*) [*xeno-*; μηνιαῖα, menses]. Vicarious menstruation.

xenon (*zen'-on*) [ξένος, strange]. A gaseous element found in the atmosphere; atomic weight 130.2; symbol Xe.

xenophobia (*zen-o-fo'-be-ah*) [*xeno-*; φόβος, fear]. A morbid fear of meeting strangers.

xenophonia (*zen-o-fo'-ne-ah*) [*xeno-*; φώνη, voice]. A change in voice so that tone and accent are hardly recognized.

xenophthalmia (*zen-of-thal'-me-ah*) [*xeno-*; ὀφθαλμός, eye]. Conjunctivitis due to injury.

xenosite (*zen'-o-sīt*) [*xeno-*; σῖτος, food]. A parasite in an intermediate condition, organ, or host.

xeransis (*ze-ran'-sis*) [ξήρανσις, a drying up]. The drying up or desiccation of a part or of a drug.

xerantic (*ze-ran'-tik*) [see *xeransis*]. Having desiccative properties; drying.

xeraphion (*ze-raf'-e-on*) [ξηρός, dry]. 1. A medicine to check discharges. 2. A medicine to be taken dry.

xeraphium (*ze-raf'-e-um*). Xeraphion.

xerasis (*zer-a'-se-ah*) [ξηρός, dry]. A disease of the hair marked by cessation of growth and excessive dryness.

xerium (*ze'-re-um*). See *xeraphion*.

xero- (*zer-o-*) [ξηρός, dry]. A prefix meaning dry.

xerocollyrium (*zer-o-kol-ir'-e-um*) [*xero-*; κολλούριον, collyrium]. A dry collyrium; an eye-salve.

xeroderma, xerodermia (*zer-o-der'-mah, zer-o-der'-me-ah*) [*xero-*; δέρμα, skin]. 1. An abnormal

dryness of the skin. 2. A disease characterized by dryness and harshness of the skin, discoloration, and a fine scaly desquamation; by some it is considered a mild form of ichthyosis. **x. pigmentosum**, a rare disease of the skin usually beginning in childhood, and characterized by disseminated pigment-spots, telangiectasis, atrophy of muscles, and contraction of the skin, generally followed by the development of ulcers, and ending in death. Syn., *angioma pigmentosum atrophicum; atrophoderma pigmentosum; Kaposi's disease; melanosis lenticularis progressiva.*

xeroform (*zer'-o-form*). Tribromphenol-bismuth: an odorless, neutral powder containing 49.5% of bismuth oxide and 50% of tribromphenol. It is an internal antiseptic, and is recommended as a specific against Asiatic cholera. Dose 7½ gr. (0.5 Gm.).

xeroma (*zer-o'-mah*). See *xerophthalmia.*

xeromenia (*zer-o-me'-ne-ah*) [*xero-*; *μῆνες*, menses]. The presence of the usual constitutional disturbances at the menstrual period but without the menstrual flow of blood.

xeromycteria (*zer-o-mik-te'-re-ah*) [*xero-*; *μυκτήρ*, the nose]. Lack of moisture in the nasal passages.

xeronosus (*zer-on'-o-sus*) [*xero-*; *νόσος*, disease]. A condition of dryness of the skin.

xerophagia (*ze-ro-faj'-e-ah*) [*xero-*; *φαγεῖν*, to eat]. The use of dry or desiccated food.

xerophagy (*se-rof'-aj-e*). See *xerophagia.*

xerophthalmia (*zer-of-thal'-me-ah*) [*xero-*; *ὀφθαλμός*, eye]. A dry and thickened condition of the conjunctiva, sometimes following chronic conjunctivitis or disease of the lacrimal apparatus.

xerosis (*zer-o'-sis*) [*ξηρός*, dry]. A state of dryness, especially of the skin (see *xeroderma*) or of the conjunctiva (see *xerophthalmia*). **x. epithelialis, x. infantilis, x. triangularis**, xerophthalmia marked by a lusterless, grayish-white, foamy, greasy, very persistent deposit on the conjunctiva.

xerotocia (*ze-ro-to'-ke-ah*) [*xero-*; *τόκος*, labor]. Dry labor.

xerotomia (*zer-o-sto'-me-ah*) [*xero-*; *στόμα*, mouth]. Dry mouth, a peculiar condition characterized by suppression of the secretion of the salivary and buccal glands.

xerotes (*zer-o'-tēz*) [*ξηρότης*, dryness]. Dryness; a dry habit of the body.

xerotic (*zer-ot'-ik*). Characterized by xerosis; dry.

xerotripsis (*zer-o-trip'-sis*) [*xero-*; *τρίβειν*, to rub]. Dry friction.

xinol (*zi'-nol*). See *zinol.*

xiphi-, xipho- (*zif-i-, zif-o-*) [*ξίφος*, sword]. Prefixes signifying relating to the xiphoid cartilage.

xiphicostal. See *xiphocostal.*

xiphisternum (*zif-is-ter'-num*) [*xiphi-*; *sternum*]. The xiphoid cartilage.

xiphocostal (*zif-o-kos'-tal*) [*xipho-*; *costa*, a rib]. Pertaining to the xiphoid cartilage and to the ribs. **x. ligament**, a ligament extending from the xiphoid cartilage to the cartilage of the eighth rib.

xiphodymus (*zif-od'-im-us*) [*xipho-*; *δίδυμος*, double]. A double monster with united pelvic and thoracic cavities, two legs, and occasionally with a rudimentary third leg.

xiphodynia (*zif-o-din'-e-ah*) [*xipho-*; *ὀδύνη*, pain]. Pain in the ensiform cartilage.

xiphoid (*zif'-oid*) [*ξίφος*, sword; *εἶδος*, like]. Sword-shaped; ensiform. **x. appendix, x. cartilage, x. process**, the third piece, or ensiform process, of the sternum; it becomes osseous in mature age.

xiphoiditis (*zif-oid-i'-tis*) [*xiphoid*; *ιτις*, inflammation]. Inflammation of the xiphoid process.

xiphopagus (*zif-op'-ag-us*) [*xipho-*; *πάγος*, fixed]. A double monster united by the xiphoid cartilages.

x-knee. Knock-knee.

x-leg. Genu valgum.

x-ogram. Skiagram, radiogram.

x-ograph. Skiagraph, radiograph.

x-ray photography. Synonym of *skiagraphy.*

x-rays. See *rays, Roentgen-.*

xylan (*zi'-lan*). [*ξύλον*, wood]. A gummy substance sometimes found in wood.

xylanthrax (*zi-lan'-thraks*) [*ξύλον*, wood; *anthrax*]. Charcoal.

xylem (*zi'-lem*) [*ξύλον*, wood]. The inner part of the vascular bundle in a plant stem.

xylene (*zi'-lēn*). See *xylol.*

xylenin, xylenobacillin (*zi'-len-in, zi-len-o-bas'-il-in*). See *xylenin.*

xylenol (*zi'-len-ol*). A colorless, crystalline substance resembling phenol. It occurs in three isomeric forms (ortho-, meta-, and paraxylenol).

xylidene (*zi'-lid-ēn*) [*ξύλον*, wood], $C_8H_9.NH_2$. A methylated homologue of anilin; used for the preparation of pigments.

xylo- (*zi-lo-*) [*ξύλον* wood]. A prefix meaning pertaining to or derived from wood.

xylobalsamum (*zi-lo-bol'-sam-um*) [*xylon; balsam*]. Balm of Gilead.

xylocassia (*zi-lo-kas'-e-ah*). Cassia wood.

xylochloral (*zi-lo-klo'-ral*). A crystalline compound of xylose and chloral, prepared by heating with hydrochloric acid, used as a hypnotic.

xylocinnamomum (*zi-lo-sin-am-o'-mum*). Cinnamon wood.

xylogene (*zi'-lo-jēn*) [*ξύλον*, wood; *γεννάν*, to produce]. A woody substance found in vegetable cell-walls

xyloidin (*zi-loi'-din*) [*xylo-*; *εἶδος*, like], $C_6H_9NO_7$. A white, inflammable substance obtained by the action of nitric acid upon starch or various forms of woody fiber.

xylol (*zi'-lol*) [*xylo-*; *oleum*, oil], C_8H_{10}. Dimethylbenzene, a volatile hydrocarbon used in microscopy as a clearing-agent and as a solvent for Canada balsam. It has been used in smallpox. Dose 3 to 10 minims.

xyloma (*zi-lo'-mah*) [*ξύλον*, wood; *-ομα*, tumor]. A woody tumor found on trees or plants.

xylon (*zi'-lon*) [*ξύλον*, wood]. 1. Wood. 2. The cotton plant. 3. A substance identical with woodcellulose.

xylonite (*zi'-lon-īt*) [*ξύλον*, wood]. Celluloid.

xylose (*zi'-lōs*) [*ξύλον*, wood], $C_5H_{10}O_5$. A glucose obtained by boiling wood gum (beechwood, jute, etc.) with dilute acids.

xylostein (*zi-los'-te-in*) [*ξύλον*, wood; *ὀστέον*, bone]. A bitter glucoside obtained from the berries of *Lonicera xylosteum.* It is purgative and emetic.

xylostyptic ether (*zi-lo-stip'-tik*). Styptic collodion.

xylotherapy (*zi-lo-ther'-a-pe*) [*ξύλον*, wood; *θεραπεία*, therapy]. Medical treatment by the application of certain woods.

xylyl bromide (*zi'-lil*). Tolyl bromide, a poison gas.

xyol (*zi'-ol*). Trade name of a preparation of green soap and formaldehyde.

xyrospasm (*zi'-ro-spazm*) [*ξύρον*, a razor]. Shaving cramp.

xysma (*zis'-mah*) [ξῦσμα, scrapings]. The flocculent pseudomembrane sometimes seen in the stools in diarrhea.

xyster (*zis'-ter*) [ξυστήρ, a rasp]. A surgeon's raspatory or scraping instrument.

xystus (*zis'-tus*) [ξύστος, scraped]. Scraped lint.

X. Y. Z. paste. A preparation containing equa parts of bismuth tribromphenol and ammoniated mercury, with enough liquid paraffin to make a paste; used as an application in inflammatory conditions and as a dressing for wounds.

Yaba bark. The bark of *Andira excelsa.*

yabine (*yab'-ēn*). An amorphous bitter alkaloid obtained from the bark of *Andira excelsa.*

yadil (*ya'-dil*). Trade name of trimethanal-allyl carbide; said to be antiseptic.

Yaghourt. See *yoghurt.*

Yakimoff's test (*yah'-kem-off*). *For atoxyl:* a little atoxyl is warmed in a test-tube; the faintest trace of a yellow discoloration denotes impurity.

yam. The esculent root of several varieties of *Dioscorea;* also, incorrectly, a coarse variety of the sweet potato. **wild y.** See *dioscorea.*

y.-angle. The angle between the radius fixus and a line joining the lambda and the inion.

yaourt (*yowrt*) [Turk.]. An oriental fermented drink prepared from milk.

yard. 1. A measure used in the United States and in England, equal to three feet. 2. The penis.

yard-sitting, in *massage,* sitting with the arms stretched out laterally and horizontally.

yarrow (*ya'-ro*). See *Achillea.*

yava-skin (*yah'-vah'-skin*). Same as *elephantiasis, q. v.*

yawey. Affected with yaws.

yawn [AS., *ganian,* to yawn]. To gape, to open the mouth widely.

yawning (*yaw'-ning*). An involuntary stretching of the muscles accompanied by a deep inspiration, occurring during the drowsy state preceding the onset of sleep.

yaw-root. Stillingia.

yaws (*yaws*). See *frambesia.*

Yb. The chemical symbol of *ytterbium.*

Y-cartilage. The cartilage occupying the triradiate fissure in the immature socket of the hip-joint.

yeast (*yēst*) [AS., *gist*]. The name applied to various species of *Saccharomyces.* Yeast acts as a ferment, producing the alcoholic fermentation. **y., beer-, y., brewer's,** the *cerevisiæ fermentum* of the B. P., produced by *Saccharomyces cerevisiæ.* It is used as a stimulant and locally as a poultice and deodorant to gangrenous ulcers. **y.-poultice** (*cataplasma fermenti,* B. P.), a poultice containing yeast.

yelk. See *yolk.*

yellow (*yel'-o*) [AS., *geolo*]. Of a color like that of gold; producing such a color. **y. fever,** an acute infectious disease of tropical and subtropical regions of America, and due to a specific organism, probably a protozoon, disseminated by the *Stegomyia fasciata.* After a period of incubation varying from a few hours to several days the disease begins with a chill and pain in the head, back, and limbs. The temperature rises rapidly to from 103° to 105° F., vomiting occurs, the bowels are constipated, the urine scanty and albuminous. A remission follows, after which, in severe cases, the temperature rises to its original height, jaundice develops, and the vomited material becomes dark from the presence of blood (*black vomit*). Hemorrhages may occur from the intestinal mucous membrane. The disease is very fatal, death occurring in the typhoid state or from uremia. **y.-jack.** Same as *yellow fever.* **y. precipitate,** yellow oxide of mercury. **y.-root.** See *hydrastis.* **y.-softening.** Cerebral softening with yellow discoloration. **y. spot,** the macula lutea. **y. wash.** See *wash, yellow.*

Yemen ulcer (*yem'-en*) [*Yemen,* in Arabia]. Oriental boil.

yerba (*yer'-bah*). An herb. **y. maté,** Paraguay tea. **y. sagrada,** *Lantana braziliensis;* it is antipyretic. **y. santa.** See *eriodictyon.*

yerbine (*yer'-bēn*) [Sp., *yerba,* herb]. An alkaloid resembling caffeine, derived from *Ilex paraguayensis.*

Yersin Roux serum (*yer-san'*) [Alexandre *Yersin,* French surgeon, 1863–]. A prophylactic curative serum used in the treatment of plague.

-yl [ὕλη, matter, stuff]. A termination used in chemistry to denote a radical.

-ylene. A termination used in chemistry to denote a bivalent hydrocarbon radical.

Y ligament. The iliofemoral ligament.

yoghurt (*yo'-gurt*). Bulgarian sour milk; claimed to be of value in some cases of autointoxication.

yohimbé bark (*yo-him'-ba*). The bark of *Corynanthe yohimbé,* a tree of the Cameroon region.

yohimbine (*yo-him'-bēn*). A mixture of alkaloids from the bark of *Corynanthe yohimbé,* used as an aphrodisiac. Dose of the hydrochloride $\frac{1}{30}$–$\frac{1}{4}$ gr. (0.0032–0.01 Gm.) 3 times daily; and as a local anesthetic in 1 % solution.

yoke-bone. The malar bone.

yolk (*yōk*). 1. The nutritive part of an ovum. 2. The yellow portion of an egg as distinguished from the white. **y.-cells** or **y.-granules,** the elements composing the yolk. **y.-food.** See *deutoplasm.* **y., formative,** the active living portion of the protoplasm of an ovum, with the nucleus it incloses. **y.-sac,** the larger of the two globes formed by the blastodermic membrane in the early development of the embryo, and containing the food of the embryo. **y.-stalk,** the umbilical duct. **y. of wool,** suint.

Young-Helmholtz theory of color-vision [Thomas *Young,* English physicist, 1773–1829; Hermann Ludwig Ferdinand *Helmholtz,* German physicist, 1821–1894]. Color-vision depends upon the presence in the retina of three different sets of fibers, which respond to stimulation by a sensation of red, green, or violet respectively. All other colors are simply combinations of the three primary colors. The excitation of any one set is a matter of wave-length. The longest waves excite the red, the shortest the violet, and those of intermediate length the green fibers.

Young's rule [Thomas *Young,* English physicist, 1773–1829]. A rule of dosage in children. The dose is obtained by adding 12 to the age and dividing the result by the age, and making the quotient the denominator of a fraction the numerator of which is 1. The fraction represents the proportion of the adult dose to be given to the child.

youth (*ūth*). The period between childhood and maturity.

yperite (*ē'-per-īt*) [*Ypres*, in Belgium]. Dichlorethyl sulphide; mustard gas.

Ys. Abbreviation for the *yellow spot* of the retina.

Yt. Chemical symbol of *yttrium*.

ytterbium (*it-tur'-be-um*) [*Ytterby*, in Sweden]. A rare metal, having the symbol Yb, and atomic weight 172.

yttria (*it'-re-ah*). Yttrium oxide.

yttrium (*it'-re-um*) [*Ytterby*, in Sweden]. A rare metallic element. Symbol Yt, atomic weight 89.

Yucca (*yuk'-ah*) [Am. Ind.]. A genus of liliaceous plants. *Y. filamentosa*, Adam's needle, of the southern United States, is diuretic; its tincture is employed in urethritis.

Yvon's coefficient (*ē-vorn(g)*) [Paul *Yvon*, French physician]. The ratio existing between the amount of urea and the phosphates in the urine, represented by ⅓. **Y's test.** 1. *For acetanilide in urine:* extract with chloroform and then heat the residue with mercurous nitrate; a green color denotes the presence of acetanilide. 2. *For alkaloids:* add a mixture of bismuth subnitrate, potassium iodide, hydrochloric acid, and water, to the suspected solution; a red color denotes the presence of an alkaloid.

Yzquierdo's bacillus (*ēs-ke-ār'-do*) [Vincente *Yzquierdo*, histologist in Santiago, Chile]. A bacillus which is supposed to be the cause of *Verruga peruana*, or Carrion's disease.

Z

Z. Abbreviation used in electro-therapeutics for *contraction*. And see Z. Z.' Z."

zacatilla (*zak-ah-teel'-yah*). The best quality of cochineal.

Zaglas' ligament (*tsah-glah'*). The portion of the posterior sacroiliac ligament that extends from the posterior superior spinous process of the ilium downward to the side of the sacrum. **Z.'s perpendicular external muscle,** the vertical fibers of the tongue, which, decussating with the transverse fibers and the insertions of the geniohyoglossus, curve outward in each half of the tongue.

Zahn's ribs. The whitish, transverse markings often formed on the surface of a thrombus by the extremities of the columns of blood-platelets and leukocytes.

zakavaska. The name given in Russia to the grains used as a ferment to produce kephir or kumiss.

(von) Zaleski's hepatin. See *ferratin, Schmiedeberg's*. **Z.'s test for CO in the blood,** add to 2 Cc. of the blood to be tested an equal volume of water and three drops of a one-third saturated copper sulphate solution. In the presence of carbon monoxide a brick-red precipitate is obtained, while normal blood gives a greenish-brown precipitate.

Zambesi ulcer (*zam-be'-ze*) [*Zambesi*, river in East Africa]. An ulcer occurring on the foot or leg, found only in laborers near the Zambesi river, and supposed to be due to a spirillum.

zanaloin (*zan-al'-o-in*) [*Zanzibar; aloin*]. The aloin derived from Zanzibar aloes; said to be the same as socaloin.

Zander's system (*tsan'-der*) [Jonas Gustaf *Zander*, Swedish physician, 1835–]. Passive movement by means of special apparatus.

Zang's space [Christoph Bonifacius *Zang*, German surgeon, 1772–1835]. The space between the two tendons of origin of the sternomastoid in the supraclavicular fossa.

zanol (*zan'-ol*). Trade name of a preparation containing sodium-caffeine salicylate; it is said to be a diuretic and to have vasomotor properties.

Zappert's chamber or **cell** (*tsap'-pert*) [Julius *Zappert*, Austrian physician, 1867–]. A chamber for counting blood corpuscles, like Thoma's cell.

zarathan (*tsar-ath'-an*). Scirrhous hardening of the breast.

Zaufal's sign (*tsow'-fahl*) [Emanuel *Zaufal*, Austrian rhinologist, 1837–1910]. Saddlenose.

Z blood factor. A substance in normal blood which is similar to uric acid, and which is increased 3 or 4 times in anemia, leukemia, and syphilis.

zea (*ze'-ah*) [ζέα, a sort of grain]. A genus of grasses. The fresh styles and stigmas of *Z. mays*, maize, Indian corn, constitute the *zea* of the U. S. P. It has been used as a diuretic in cystitis, gonorrhea and cardiac dropsy.

zean (*ze'-an*) [*zea*]. A highly concentrated fluid extract of corn-silk; a diuretic and urinary antiseptic.

zedoary (*zed'-o-a-re*). The rhizome of several species of *Curcuma*. It resembles ginger, but is less agreeable and is seldom used in medicine.

zein (*tse'-in*) [*zea*]. A yellowish, soft, insipid protein obtained from maize.

Zeisel's test for colchicine (*tsi'-zel*). Dissolve the suspected substance in hydrochloric acid, then boil with ferric chloride, and shake with chloroform; a brown or dark red precipitate indicates the presence of colchicine.

zeism (*tse'-ism*) [*zea*]. Pellagra.

zeismus (*ze-iz'-mus*) [*zea*]. Pellagra (believed by some to be due to a diet of maize).

Zeiss' glands (*tsīs*). See *Zeissian glands*.

Zeissel's layer (*tsi'-sel*). A layer in the stomach wall between the muscularis mucosæ and the submucosa.

Zeissian glands. The sebaceous glands of the eyelashes. **Z. sty,** hordeolum externum; a sty produced by suppuration of one of the Zeissian glands.

Zeller's test for melanin in urine. Treat the urine with bromine water, and in the presence of melanin a yellow precipitate is formed which gradually changes to black.

Zellner's test-paper. Prepare by applying the coloring-matter employed as indicator, say fluorescein in solution, upon an underground, for which a neutral black coloring-matter is used. The fluorescein shows the minutest traces of alkali by a greenish color.

zelotypia (*ze-lo-tip'-e-ah*) [ζῆλος, zeal; τύπτειν, to strike]. Morbid or monomaniacal zeal in any pursuit.

zemacol (*zem'-ak-ol*). A proprietary ointment said to contain oil of betula, zinc oxide and ichthyol.

zematone (*zem'-at-ōn*). A proprietary remedy for asthma said to consist of extractives of *Datura stramonium, Hyoscyamus niger*, each, 8 parts; *Grindelia robusta*, 15 parts; *Solanum nigrum*, 4 parts; *Atropa belladonna*, 6 parts; white agaric, 5 parts; poppy capsules, 5 parts; and potassium nitrate, 22 parts.

Zenker's crystals (*zeng'-ker*) [Friedrich Albert *Zenker*, German pathologist, 1825–1898]. See *Charcot's crystals*. **Z.'s degeneration, Z.'s disease of muscles,** waxy or hyaline degeneration of muscles occurring in acute infectious diseases, especially in typhoid fever. **Z.'s paralysis,** paresis and disturbance of sensation in the lower extremities, the external popliteal nerve being most involved; it is caused by frequent and prolonged kneeling or squatting. **Z.'s solution,** a fixing agent, containing mercuric chloride 5, potassium bichromate 2.5, sodium sulphate 1, and water 100.

Zenker's diverticulum (*zeng'-ker*). A pouch in the back of the pharynx immediately over the entrance to the esophagus.

Zenkerism (*seng'-ker-ism*) [see *Zenker's degeneration*]. The condition of Zenker's degeneration.

Zenoni's test (*zen-o'-ne*). Sputum is mixed with alcohol and then stained with an aqueous solution of safranin; albumin is colored red, and mucin is colored yellow.

zeoscope (*ze'-o-skōp*) [ζέειν, to boil; σκοπεῖν, to view]. An apparatus for determining the alcoholic strength of a liquid by means of its boiling-point.

zeozon (*ze'-o-zon*). Trade name of a derivative of æsculin, a substance which is said to have the property of intercepting the ultra-violet rays of sunlight; it has been used in the form of a paste or ointment for the prevention of sunburn.

zero (*ze'-ro*). 1. Any character denoting absence of quantity. 2. The point from which thermometers are graduated. **z. absolute**, the lowest possible temperature, at which it is assumed that a gas has no heat.

zerumbet (*ze-rum'-bet*) [E. Ind.]. An E. Indian drug or spice, probably the rhizome of *Zingiber zerumbet*. It resembles ginger; little used.

zestocausis (*zes-to-kaw'-sis*) [ζεστός, boiling; καῦσις, a burning]. Cauterization with an instrument heated by steam; atmocausis.

zestocautery (*zes-to-kaw'-ter-e*). A double-channeled intrauterine catheter, the outer unfenestrated tube of which is heated by steam and acts as a cautery.

zibet (*zib'-et*). A variety of civet produced by *Viverra zibetha*, an animal of South and East Asia; formerly used as a substitute for musk.

Ziegler's operation (*tsē'-gler*) [S. Louis *Ziegler*, American ophthalmologist, 1861–]. A V-shaped iridotomy for the formation of an artificial pupil.

Ziehen's test (*tse'-hen*) [Georg Theodor *Ziehen*, German psychiatrist, 1862–]. For intelligence: the patient is asked for the difference between certain objects which have some properties in common.

Ziehen-Oppenheim disease (*tse'-hen-op'-en-hīm*) [Georg Theodor *Ziehen*, German psychiatrist, 1862– ; H. Oppenheim, German neurologist, 1858–]. Progressive spinal contractions and distortions, observed in childhood.

Ziehl-Neelsen method (*tsēl'-nēl'-sen*) [Franz *Ziehl*, German bacteriologist 1857– ; Friedrich Carl Adolf *Neelsen*, German pathologist, 1854–1894]. A method of staining tubercle bacilli with Ziehl's solution.

Ziehl's solution (*tsēl*) [Franz *Ziehl*, German bacteriologist, 1857–]. A fluid employed to stain (lepra and) tubercle bacilli. It consists of a 5% aqueous solution of phenol, with one-tenth its volume of a saturated alcoholic solution of fuchsin. Heat the specimen in this for three minutes, and the entire specimen will be stained red. Decolorize with 20 or 30% of nitric acid, and the tubercle bacilli alone will retain the stain.

Ziemssen's motor points (*tsēm'-sen*) [Hugo von *Ziemssen*, German physician, 1829–1902]. Points of election in electrization of muscles; they correspond to the places of entrance of the motor nerves into the muscles.

zimb (*zim*) [Ar. *zimb*, a fly]. A gadfly of the genus *Pangonia*, found in East Africa; it bites man and beast and is believed to transmit disease.

Zimmerlin's type of progressive muscular atrophy (*tsim'-mer-lin*) [Franz *Zimmerlin*, Swiss physician]. The scapulohumeral type, distinguished from Erb's type by the absence of secondary lipomatosis.

Zimmermann's corpuscles, or granules (*tsim'-mer-man*) [Karl Wilhelm *Zimmermann*, German histologist, 1861–]. See *Bizzozero's blood-platelets*.

Zimmermann's decoction. A decoction made of rhubarb 30 gr. potassium bitartrate 4 drams, barley 4 drams, and water 16 ounces; it is sweetened with syrup and used as a cathartic.

zimphen (*zim'-fen*). Sodium metaoxycyanocinnamate; used as a gastro-intestinal stimulant and tonic in 5 to 10 gr. doses (0.33–0.66).

zinc, zincum. A bluish-white metal (*zincum*, U. S. P.) having a specific gravity of 7.12, an atomic weight of 65.37, and a valence of 2. Symbol, Zn. In nature it occurs in two principal forms, as a sulphide, called *blende*, and as a carbonate and silicate, termed *calamine*. When melted and poured into water it becomes granular (*zincum granulatum*, B. P.). The compounds of zinc are poisonous, and the slow ingestion of it produces a chronic intoxication resembling, but less severe than, that produced by lead. **z. acetate** (*zinci acetas*, U. S. P., B. P.), $Zn(C_2H_3O_2)_2 2H_2O$, is used locally in ophthalmia and gonorrhea in solutions of from 1–2 gr. to the oz. (0.065–0.13 Gm. to 30 Cc.) of water. **z. bromide** (*zinci bromidum*, U. S. P.), $ZnBr_2$, has been used in epilepsy. Dose 1–2 gr. (0.065–0.13 Gm.). **z., butter of.** See *zinc chloride*. **z. carbolate**, a white, antiseptic powder, slightly soluble in water or alcohol; used as a surgical dusting-powder. **z. carbonate, precipitated** (*zinci carbonas præcipitatus*, U. S. P.; *zinci carbonas*, B. P.) is used generally in the form of prepared calamine, as a dusting-powder on excoriated surfaces, or in the form of a cerate. **z. chloride** (*zinci chloridum*, U. S. P., B. P.), $ZnCl_2$, is used chiefly as an escharotic in carcinoma and spreading ulcers, as an injection in gonorrhea, and as an astringent in conjunctivitis. It is also employed as a disinfectant and for preserving anatomical preparations. **z. chloride, solution of** (*liquor zinci chloridi*, U. S. P., B. P.), used as disinfectant and preservative. *Burnett's disinfecting fluid* is a solution of zinc chloride. **z., flowers of**, zinc oxide. **z. iodide** (*zincı iodidum*, U. S. P.), ZnI_2, has been used in chorea, scrofula, and hysteria, and locally as an astringent, like the chloride. Dose ½–2 gr. (0.032–0.13 Gm.). **z. oxide** (*zinci oxidum*, U. S. P., B. P.), ZnO, is an amorphous white powder, and is used internally in chorea, epilepsy, whooping-cough, and gastrointestinal catarrh; locally, as a desiccant to excoriated surfaces, in the form of powder or ointment. Dose 2–8 gr. (0.13–0.52 Gm.). **z. oxide, ointment of** (*unguentum zinci oxidi*, U. S. P.; *unguentum zinci*, B. P.), an ointment composed of zinc oxide and benzoinated lard. **z. permanganate**, $Zn(MnO_4)_2 + 6H_2O$, used in aqueous solution (1 : 4000) as injection in gonorrhea and in 1 : 1000 or 2 · 1000 solution as eye-lotion. It is incompatible with all combustible or easily oxidizable substances. **z. phenolsulphonate** (*zinci phenolsulphonas*, U. S. P.), $Zn(C_6H_5O_4S)_2 + 8H_2O$, used as an antiseptic and astringent. Dose 2 gr. (0.13 Gm.). **z. stearate** (*zinci stearas*, U. S. P.), a very fine white powder, tasteless, and having a slight odor, resembling that of fat. **z. sulphate** (*zinci sulphas*, U. S. P., B. P.), $ZnSO_4 + 7H_2O$, white vitriol, is tonic, astringent, and emetic. It is used in gastric

catarrh, as an emetic, and locally in ophthalmia, gonorrhea, leukorrhea, and as a caustic in cases of ulcer, condyloma, etc. In overdoses it is a gastrointestinal irritant. Dose ¼–½ gr. (0.016–0.032 Gm.); as an emetic, 10–30 gr. (0.65–2.0 Gm.). **z. valerate** (*zinci valeras*, U. S. P.), $Zn(C_5H_9O_2)_2.2H_2O$, is used in neuralgia, epilepsy, hysteria, and diabetes insipidus. Dose 1–2 gr. (0.065–0.13 Gm.). **z.-white**, zinc oxide.

zinci (*zin'-ki*). Genitive of zincum.

zincoid (*zin'-koid*) [*zincum*; εἶδος, form]. 1. Resembling zinc. 2. The positive plate in a battery.

zincum (*zin'-kum*). See *zinc*.

zingiber (*zin'-jib-er*) [ζιγγίβερις, ginger]. Ginger, genus of plants of the *Zingiberaceæ*. The rhizome of *Z. officinale* is the *zingiber* of the U. S. P.; it contains a volatile oil, and is used as a stimulant and carminative in dyspepsia, flatulence, and intestinal atony; externally it is rubefacient. Dose 10–20 gr. (0.65–1.3 Gm.). **zingiberis, fluidextractum** (U. S. P.), fluidextract of ginger. Dose 10–20 min. (0.65–1.3 Cc.). **zingiberis, oleoresina** (U. S. P.), oleoresin of ginger. Dose ½ gr. (0.030 Gm.). **zingiberis syrupus** (U. S. P., B. P.), syrup of ginger. Dose 4 dr. (16 Cc.). **zingiberis, tinctura** (U. S. P., B. P.), tincture of ginger. Dose 30 minims (2 Cc.). Ginger also enters into the composition of *pulvis aromaticus* (U. S. P.), *pulvis cinnamomi compositus* (B. P.), *pulvis rhei compositus* (U. S. P., B. P.), and *fluidextractum aromaticum* (U. S. P.).

zingiberin (*zin-jib'-er-in*) The oleoresin of ginger.

Zinn's artery (*tsin*) [Johan Gottfried *Zinn*, German anatomist, 1727–1759]. The central artery of the retina. **Z.'s circle**, the plexus formed by small branches of the ciliary arteries within the fibrous layer of the sclera at the entrance of the optic nerve. **Z.'s ligament.** See *Z.'s ring*. **Z.'s membrane**, the anterior layer of the iris. **Z.'s ring, Z.'s tendon**, the circular fibrous sheath formed by the common tendon of the internal, external, and inferior rectus muscles. **Z.'s zonula, Z.'s zonule**, zonula ciliaris, the suspensory ligament of the crystalline lens. It is a thin, transparent membrane covering the ciliary processes and extending to the anterior capsule. A portion lies above the processes in folds, that covering the process being smooth.

zinol (*zi'-nol*). A mixture of zinc acetate and aluminol; used in solution in gonorrhea.

Zionist (*zi'-on-ist*). A follower of the faith-healer, Dowie.

zircon (*zir'-kon*). Zirconium silicate.

zirconia (*zir-ko'-ne-ah*). Zirconium oxide, ZrO_2.

zirconium (*zir-ko'-ne-um*) [Pers. *zargun*, gold-colored]. A metallic element (symbol Zr; atomic weight 90.6), resembling titanium and silicon, and soluble in aqua regia and hydrofluoric acid; obtained from zircon.

Zittman's decoction (*tsit'-man*) [Johann Friedrich *Zittmann*, German physician, 1671–1757]. A drink used in old, obstinate cases of syphilis. It consists of sarsaparilla, 12½ oz.; water, 325 troy oz.; alum and sugar, each, 6 dr.; anise and fennel, each, 4 dr.; senna, 3 oz.; licorice root, 1½ oz.

Zn. The chemical symbol for *zinc*.

$ZnBr_2$. Zinc bromide.

$ZnCl_2$. Zinc chloride.

ZnO. Zinc oxide.

$ZnSO_4$. Zinc sulphate.

zoamylin (*zo-am'-il-in*) [ζωή, life; *amylum*, starch]. Glycogen.

zoanthropy (*zo-an'-thro-pe*) [ζῶον, animal; ἄνθρωπος, a man]. A form of insanity in which the person imagines himself transformed into or inhabited by an animal.

zoarium (*zo-ar'-e-um*) [ζῳάριον, dim. of ζῶον, an animal: *pl.*, *zoaria*]. In biology, the composite structure formed by repeated germination in the *Polyzoa*.

zodiophilous (*zo-de-off'-il-us*) [ζῳδιον, dim. of ζῶον, animal; φιλεῖν, to love]. In biology applied to plants which are frequented by animals and pollinated by their agency.

Zoellner's lines (*tsel'-ner*) [Johann Karl Friedrich *Zoellner*, German physicist, 1834–1882]. A



ZOELLNER'S LINES.

device to illustrate false estimates of direction or parallelism by intersecting lines crossing parallel lines at a certain angle.

zoescope (*zo-e-skōp*). See *stroboscope*.

zoetic (*zo-et'-ik*) [ζωή, life]. Vital, pertaining to life.

zoetrope (*zo'-e-trōp*) [ζωή, life; τρέπειν, to turn]. A stroboscope.

zoiatria (*zo-e-a'-tre-ah*) [ζῶον, animal; ἰατρός, physician or surgeon]. The art and science of veterinary surgery.

zoiatrics (*zo-i-at'-riks*). See *zoiatria*.

zoic (*zo'-ik*), [ζωικός, of animals]. In biology, of or pertaining to living organisms; relating especially to animal life.

zoism (*zo'-izm*) [ζωή, life]. The doctrine or theory that life is the manifestation of the operations of a peculiar vital principle; the doctrine of vital force.

zomakyne (*zo'-mak-in*). A proprietary antipyretic substance.

zomol (*zo'-mol*) [ζωμός, meat-juice]. The plasma of raw beef. Evaporated to dryness it is used as a concentrated food. Dose 150 gr. (10 Gm.) daily.

zomotherapy (*zo-mo-ther'-ap-e*) [ζωμός, meat-juice; θεραπεία, therapy]. Treatment of tuber, culosis by means of a raw meat diet; the meat finely hashed or scraped, is given in daily doses of 6 oz. (200 Gm.) with soup, etc.

zona (*zo'-nah*) [L.]. 1. A belt or girdle. 2. See *herpes zoster*. **z. arcuata**, the inner zone of the basilar membrane, extending from the lower edge of the spiral groove of the cochlea to the external edge of the base of the outer rods of Corti. **z. cartilaginea**, the limbus of the spiral lamina. **z. ciliaris**, the ciliary processes collectively. **z. denticulata**, the inner zone of the basilar membrane, together with the limbus of the spiral lamina. **z. fasciculata**, the central portion of the cortex of the suprarenal capsule, composed of tube-like transverse bands. **z. glomerulosa**, a part of the cortical portion of the suprarenal capsule, having a net-like appearance on section, situated near the surface of the organ. **z. incerta**, the anterior portion of the

reticular formation under the optic thalamus. **z. ophthalmica,** herpes zoster along the course of the ophthalmic division of the fifth nerve. **z. orbicularis,** a thickening of the capsular ligament around the acetabulum. **z. pectinata,** the outer portion of the basilar membrane, extending from the rods of Corti to the spiral ligament. **z. pellucida,** the thick, solid, elastic envelope of the ovum, corresponding to the cell-wall of a cell. Syn., *vitelline membrane.* **z. perforata,** the lower edge of the spiral groove of the cochlea. **z. reticularis,** the inner cortical layer of the suprarenal capsule. **z. tecta,** the inner portion of the basilar membrane, bearing the organ of Corti. **z. terminalis.** See *terma.*

zonal (*zo'-nal*) [*zona,* zone]. Pertaining to a zone, or to the disease called zona or to a girdle or to a band-like structure.

zonary (*zo'-nar-e*) [*zone,* zone] Characterized by or pertaining to a zone. **z. placenta,** a placenta which occupies a broad band around the chorion; found in carnivora.

zonate (*zo'-nāt*) [*zona*]. Marked with concentric bands.

zone (*zōn*). See *zona* **z., cornuradicular,** the external part of Burdach's column, abutting on the middle third of the internal border of the posterior horn, and representing approximately the posterior root-zone. **z., entry,** the parts along the posterior horns of gray matter of the spinal cord where the posterior roots enter the cord. **z., hypnogenous,** an area or tract, pressure upon which induces sleep. **z., hysterogenous,** a region, as the ovarian or submammary region, where pressure in hysterical women calls forth an hysterical attack. **z., neogenic,** the subcapsular layer of the kidney, so-called because it is the one in which the most active processes are going on. **z., radiary,** a layer in the cortical gray matter of the brain characterized by radiating nerve-fibers. **z., sclerotic,** a condition occurring in iritis, marked by a ring of anastomoses of deep conjunctival vessels around the periphery of the cornea, which perforate the sclerotic and anastomose with those of the iris and choroid. **z. supraradiary,** the layer of cortex immediately above the radiary zone.

zonesthesia, zonæsthesia (*zon-es-the'-ze-ah*). See *girdle-pain.*

zonula (*zon'-ū-lah*). A little zone; zonule.

zonular (*zon'-ū-lar*) [*zonule*]. Pertaining to or in the shape of a zone or band. **z. cataract,** a cataract forming alternate layers.

zonule (*zon'-ūl*) [*zonula,* a little zone]. A small band. **z. of Zinn.** See *Zinn's zonula.* **z. ciliaris.** See *Zinn's zonula.*

zonulitis (*zon-ū-li'-tis*). Inflammation of Zinn's zonule.

zoo- (*zo-o-*) [ζῷον, an animal]. A prefix meaning animal or pertaining to an animal.

zooamilin (*zo-o-am'-il-in*) [*zoo-; amylum,* starch]. Glycogen, amyloid.

zooamylon (*zo-o-am'-il-on*) [*zoo-; amylum,* starch]. The ternary substance allied to starch and glycogen found in the cytoplasm of certain sporozoa.

zoobiology (*zo-o-bi-ol'-o-je*) [*zoo-; biology*]. Animal biology.

zoobiotism (*zo-o-bi'-ot-izm*) [ζῷον, animal; βίος, life]. Same as biotics.

zooblast (*zo'-o-blast*) [ζῷον, animal; βλαστός, germ]. An animal cell.

zoochemia, zoochemistry (*zo-o-ke'-me-ah, zo-o-kem'-is-tre*) [*zoo-;* χημεία, chemistry]. The chemistry of animal life and tissues.

zoochemical (*zo-o-kem'-ik-al*). Pertaining to zoochemistry.

zoocyst (*zo'-o-sist*) [*zoo-;* κύστις, cell]. A variety of encysted rhizopods resembling a sporocyst, except in the thickness and number of the protective layers.

zoocytium (*zo-o-sit'-e-um*) [*zoo-;* κύτος, cavity]. The gelatinous matrix secreted by certain infusoria.

zoodermic (*zo-o-der'-mik*). Pertaining to or taken from the skin of some animal other than man; applied to a form of skin-grafting.

zoodynamics (*zo-o-di-nam'-iks*) [*zoo-;* δύναμις, power]. Animal physiology.

zooerastia (*zo-o-er-as'-te-ah*) [*zoo-;* ἐράστης, a lover]. Sexual connection with an animal.

zoogamete (*zo-o-gam'-ēt*) [ζῷον, animal; γαμετή, a wife]. In biology, a gamete or sexual spore endowed with the power of locomotion.

zoogamy (*zo-og'-am-e*) [ζῷον, animal; γάμος, marriage]. In biology, the sexual generation of animals; copulation, conjugation, mating.

zoogenesis (*zo-o-jen'-es-is*) [*zoo-;* γεννᾶν, to beget]. The generation of animal forms.

zoogenic (*zo-o-jen'-ik*). Pertaining to zoogenesis.

zoogenous (*zo-oj'-en-us*) [see *zoogenesis*]. Developed or derived from animals.

zoogeny (*zo-oj'-en-e*). Zoogenesis.

zooglea, zoogloea (*zo-og'-le-ah*) [*zoo-;* γλοιός, a sticky substance]. A stage in the life-history of certain bacteria in which they lie embedded in a gelatinous matrix.

zoogonia (*zo-o-gon'-e-ah*) [ζῷον, animal; γωνή, generation]. Viviparous generation.

zoogonous (*zo-og'-on-us*). Viviparous.

zoograft (*zo'-o-graft*) [*zoo-; graft*]. A graft of tissue taken from an animal.

zoografting (*zo'-o-graft-ing*) [see *zoograft*]. Grafting with tissue taken from the lower animals.

zoography (*zo-og'-ra-fe*) [ζῷον, animal; γράφειν, to write]. A descriptive treatise on the distribution of animals

zooid (*zo'-oid*) [ζῷον, animal; εἶδος, form]. 1. Animal-like, resembling an animal. 2. A zoophyte. 3. An animal cell which can exist or move independently.

zoolagnia (*zo-o-lag'-ne-ah*) [*zoo-;* λάγνεια, lust]. Sexual attraction towards animals.

zoolak (*zoo'-lak*). A commercial name for matzoon

zoolite, zoolith (*zo'-ol-īt, -ith*) [ζῷον, animal; λίθος, stone]. A fossil animal, or any part of it.

zoology (*zo-ol'-o-je*) [*zoo-;* λόγος, a treatise]. That branch of biology treating of the form, nature, and classification of animals.

zoomagnetism (*zo-o-mag'-net-izm*). Animal magnetism.

zoometry (*zo-om'-et-re*) [ζῷον, animal; μέτρον, measure]. The measurement of the proportionate lengths or sizes of the parts of animals.

zoonite (*zo'-on-ite*) [ζῷον, animal]. In biology, one of the segments or somites, metameres, or arthromeres of which an articulate animal is composed.

zoonomia, zoonomy (*zo-o-no'-me-ah, zo-on'-o-me*) [*zoo-;* νόμος, law]. The principles or laws of animal life; zoobiology.

zoonosis (*zo-o-no'-sis*) [*zoo-;* νόσος, disease]. A disease acquired from an animal, *e. g.,* rabies.

zoonotic (*zo-on-ot'-ik*). Pertaining to zoonosis.

zooparasite (*zo-o-par'-as-it*) [*zoo-; parasite*]. An animal parasite.

zoopathology (*zo-o-path-ol'-o-je*) [*zoo-; pathology*]. The science of the diseases of animals.

zoopeiry (*zo-op'-ir-e*) [ζῶον, an animal; πειράειν, to experiment]. Experimentation upon animals.

zoophagous (*zo-of'-ag-us*) [*zoo-;* φαγεῖν, to eat]. Subsisting on animal food.

zoopharmacology (*zo-o-far-ma-kol'-o-je*) [ζῶον, animal; *pharmacology*] Veterinary pharmacology.

zoophilism (*zo-of'-il-izm*) [ζῶον, animal; φιλεῖν, to love]. The love of animals; it is usually immoderate, and toward certain animals, illustrated in the fanaticism of antivivisection.

zoophobia (*zo-o-fo'-be-ah*) [*zoo-;* φόβος, fear]. Morbid dread of certain animals.

zoophysiology (*zo-o-fiz-e-ol'-o-je*) [ζῶον, animal; *physiology*]. Animal physiology.

zoophyte (*zo'-o-fit*) [*zoo-;* φυτόν, a plant]. A member of the lower invertebrates.

zooplasty (*zo'-o-plas-te*) [ζῶον, animal; πλάσσειν, to form]. The surgical transfer of zoografts; the transplantation of tissue from any of the lower animals to man.

zoopsia (*zo-op'-se-ah*) [ζῶον, animal; ὄψις, a vision]. The seeing of animals, as an illusion or as an hallucination or in a dream.

zoopsychology (*zo-o-si-kol'-o-je*) [ζῶον, animal; ψυχή, soul, mind; λόγος, science]. The science of the mental activities of lower animals.

zooscopy (*zo-os'-ko-pe*) [ζῶον, animal; σκοπεῖν, to see]. The hallucinatory appearance of animal forms.

zoosis (*zo-o'-sis*). 1. A disease produced by an animal parasite. 2. Zoonosis.

zoosperm (*zo'-o-sperm*). See *spermatozoon*.

zoospore (*zo'-o-spōr*) [*zoo-;* σπόρος, seed]. A motile spore.

zootechnics, zootechny (*zo-o-tek'-niks, zo'-o-tek-ne*) [ζῶον, animal; τέχνη, art]. The science of breeding and domesticating animals.

zootherapy (*zo-o-ther'-a-pe*) [ζῶον, animal; θεραπεία, therapy]. Veterinary therapeutics.

zootomist (*zo-ot'-o-mist*) [*zoo-;* τομή, a cutting]. One who dissects animals; a comparative anatomist.

zootomy (*zo-ot'-o-me*) [see *zootomist*]. The dissection of animals.

zootoxin (*zo-o-tok'-sin*) [ζῶον, animal; τοξικόν, poison]. A toxin or poison of animal origin.

zootrophic (*zo-o-trof'-ik*) [ζῶον, animal; τρέφειν, to nourish]. Pertaining to animal alimentation.

zootrophotoxism (*zo-o-trof-o-toks'-izm*) [*zoo-;* τροφή, nourishment; τοξικόν, poison]. Poisoning with infected food. **z., gastric, z., intestinal,** that occurring through ingestion of spoiled flesh, milk, or cheese, and marked by cholera nostras, colic, diarrhea, fever, cramps, progressing to collapse and cyanosis. **z., tropeinic,** due to ingestion of poisonous sausage and salted fish, accompanied by symptoms similar to those of tropeinism.

zoster (*zos'-ter*) [ζωστήρ, a girdle]. An acute inflammatory painful disease, consisting of grouped vesicles corresponding in distribution to the course of the cutaneous nerves. See *herpes zoster*. **z. auricularis,** a form affecting the ear. **z. brachialis,** a form affecting the arm or forearm. **z. ophthalmicus,** an eruption in the course of the ophthalmic division of the fifth nerve. **z. zone of the geniculate ganglion,** the soft palate and the anterior two-thirds of the tongue.

zosteriform (*zos-ter'-if-orm*). Resembling zoster.

zosteroid (*zos'-ter-oid*) [*zoster;* εἶδος, resemblance]. Zosteriform.

Zouchlos' test for albumin. A reagent consisting of 10 % of potassium sulphocyanide solution and 20 parts of acetic acid, added drop by drop to an albumin solution, produces a marked cloudiness.

Zr. Chemical symbol of *zirconium*.

Zuckerkandl's convolution (*tsook'-er-kan-dl*) [Emil *Zuckerkandl*, Austrian anatomist, 1849–1910]. The gyrus subcallosus; the peduncle of the callosum; it is located in the mesal aspect of the cerebrum and extends from the chiasm to the rostrum. **Z.'s dehiscences,** small gaps sometimes existing in the papyraceous lamina of the ethmoid bone, and bringing the lining membrane of the latter in contact with the dura. They are not pathological. **Z.'s gland.** A small body between the geniohyoid muscles. **Z.'s vein,** a small branch of the ethmoid veins through which the veins of the lateral wall of the nose communicate with the cerebral veins.

zumoid (*zū-moid*). Zymoid.

Zwanck's pessary (*tswank'*). A pessary with two wings.

Zwenger's test for cholesterin. See *Liebermann-Buchard's test*.

zygal (*zi'-gal*) [ζυγόν, a yoke]. Yoked; applied to cerebral fissures consisting of two pairs of branches connected by a stem.

zygapophyseal (*zi-gap-o-fiz'-e-al*). Pertaining to a zygapophysis.

zygapophysis (*zi-gap-of'-is-is*) [*zygon; apophysis*]. The articular process of a vertebra.

zygion (*zij'-e-on*). A craniometric point at either end of the zygomatic diameter.

zygocyte (*zi-go-sīt*). Zygospore.

zygolabialis (*zi-go-la-be-a'-lis*) [*zygon; labium*, a lip]. The zygomaticus minor. See *muscle*.

zygoma (*zi-go'-mah*) [ζύγωμα, the cheek-bone]. 1. The arch formed by the union of the zygomatic process of the temporal bone and the malar bone. 2. The malar bone.

zygomatic (*zi-go-mat'-ik*) [*zygoma*]. Pertaining to the zygoma. **z. arch,** the zygoma.

zygomatico- (*zi-go-mat-ik-o-*) [*zygoma*]. A prefix meaning relating to the zygoma.

zygomaticoangularis (*zi-go-mat-ik-o-an-gū-lar'-is*). Pertaining to the zygoma and the angle of the eye.

zygomaticoauricular (*zi-go-mat-ik-o-aw-rik'-ū-lar*) [*zygomatico-; auricularis*, of the ear]. Pertaining to the zygoma and the ear.

zygomaticoauricularis (*zi-go-mat-ik-o-aw-rik-ū-la'-ris*) [see *zygomaticoauricular*]. The attrahens aurem muscle. See under *muscle*.

zygomaticofacial (*zi-go-mat-ik-o-fa'-shal*) [*zygomatico-; facies*, face]. Pertaining to the zygoma and the face.

zygomaticofrontal (*zi-go-mat-ik-o-fron'-tal*). Pertaining to the zygoma and the frontal bone.

zygomaticomaxillary (*zi-go-mat-ik-o-max'-il-la-re*). Pertaining to the zygoma and the maxilla.

zygomaticoorbital (*zi-go-mat-ik-o-or'-bit-al*). Pertaining to the zygoma and the orbit.

zygomaticosphenoid (*zi-go-mat-ik-o-sphen'-oid*). Pertaining to the zygoma and the sphenoid bone.

zygomaticotemporal (*zi-go-mat-ik-o-tem'-po-ral*) [*zygomatico-; temporal*]. Pertaining to the zygoma and the temporal bone or fossa.

zygomaticus (*zi-go-mat'-ik-us*) [*zygoma*]. One of several small subcutaneous muscles arising from or in relation with the zygoma. See under *muscle*.

zygomaxillary (*zi-go-maks'-il-a-re*). See *zygomaticomaxillary*.

zygomycetes (*zi-go-mi-se'-tēz*) [ζυγόν, a yoke; μύκης, fungus]. A group of fungi characterized by sexual reproduction through the union of two similar gametes (zygospores).

zygon (*zi'-gon*) [ζυγόν, yoke]. In the cerebrum, the bar that connects the two pairs of branches of a zygal fissure.

zygoneure (*zi'-go-nūr*) [*zygon*; νεῦρον, nerve]. A nerve-cell joining other nerve-cells.

zygosis (*zi-go'-sis*) [ζυγόν, yoke]. The process of asexual reproduction by conjugation or fusion of two protoplasmic bodies or gametes.

zygosperm (*zi'-go-spurm*) [ζυγόν, yoke; σπέρμα, seed]. Same as *zygospore*.

zygospore (*zi'-go-spōr*) [ζυγόν, yoke; σπορά, seed]. The spore resulting from the zygosis or conjugation of two protoplasmic bodies or gametes.

zygote (*zi'-gōt*). An organism produced by the union of two germ cells; cf. *zygospore*.

zygotoblast (*zi-go'-to-blast*). Sporozoite.

zygotomere (*zi-go'-to-mēr*). Sporoblast.

zylenin, zylenobacillin (*zi'-len-in, zi-len o-bas'-il-in*). A toxin from tubercle bacilli.

zylonite (*zi'-lo-nīt*) [ξύλον, wood]. Celluloid.

zymase (*zi'-māz*). 1. An enzyme. 2. See *microzyme*. 3. The unorganized ferment or enzyme to which the fermentive activity of the yeast-cell is due. z., **Buchner's**, that expressed from dried yeast; yeast-cell plasma.

zyme (*zīm*) [ζύμη, leaven]. An organized ferment. Cf. *enzyme*.

zymic (*zi'-mik*) [*zyme*]. Of or pertaining to organized ferments.

zymin (*zi'-min*) [*zyme*]. 1. A pancreatic preparation used in the treatment of diabetes mellitus. See *zyme*. 2. Sterile dried yeast; mixed with sugar and water it is used as an application in leukorrhea of gonorrheal origin.

zyminized (*zi'-min-īzd*) [*zyme*]. A term applied to milk in which a fermentive change has been induced, comparable to peptonization.

zymo- (*zi-mo-*) [ζύμη, leaven]. A prefix meaning pertaining to or produced by fermentation.

zymocide (*zi'-mo-sīd*) [ζύμη, leaven; *cædere*, to kill]. A proprietary disinfectant.

zymo-excitor (*zi-mo-ek-si'-tor*). An agent which activates a zymogen: a kinase.

zymogen (*zi'-mo-jen*) [*zymo-*; γεννᾶν, to produce]. The substance existing in the glands, secreting a digestive juice, and which, when set free, splits into a ferment (enzyme) and a proteid.

zymogenic (*zi-mo-jen'-ik*) [*zymogen*]. 1. Causing fermentation. 2. Pertaining to or producing a zymogen.

zymogenous (*zi-moj'-en-us*). Zymogenic.

zymohydrolysis (*zi-mo-hi-drol'-is-is*) [*zymo-*; ὕδωρ, water; λύειν, to loosen]. Hydrolysis produced by the cleavage action of enzymes.

zymoid (*zi'-moid*) [*zymo-*; εἶδος, like]. Resembling an organized ferment.

zymoidin (*zi-moid'-in*). A proprietary wound antiseptic said to be a mixture of oxides of zinc, bismuth, and aluminum with iodine, boric acid, salicylic acid, phenol, gallic acid, etc.

zymol (*zi'-mol*) [*zyme*]. A dry powdered yeast.

zymolyte (*zi'-mo-līt*). Material upon which an enzyme acts. Same as *substrate* (2).

zymology (*zi-mol'-o-je*) [*zymo-*; λόγος, science]. The science dealing with fermentation.

zymolysis (*zi-mol'-is-is*). See *zymosis* (1).

zymolytic (*zi-mo-lit'-ik*) [ζύμη, leaven; λύσις, loosening]. Due to, attended with, or relating to zymolysis; zymotic.

zymoma (*zi-mo'-mah*) [ζυμοεῖν, to make to ferment]. Any ferment, fermented mixture, or culture.

zymometer (*zi-mom'-et-er*) [*zymo-*; μέτρον, a measure]. An instrument for measuring fermentation.

zymonematosis (*zi-mo-nem-at-o'-sis*). Blastomycosis.

zymopan (*zi'-mo-pan*). Trade name of a combination of enzymes "whose associated activities are essential to normal metabolism."

zymophore (*zi'-mo-fōr*) [ζύμη, leaven; φορεῖν, to bear]. The active part of an enzyme, that which bears the ferment.

zymophoric, zymophorous (*zi-mof'-or-ik, zi-mof-or-us*) [*zymo-*; φορεῖν, to bear]. Exerting a fermentive action; bearing specific fermentive properties.

zymophyte (*zi'-mo-fīt*) [*zymo-*; φυτόν, a plant]. A microorganism producing fermentation.

zymoplastic (*zi-mo-plas'-tik*) [ζύμη, leaven; πλάσσειν, to form]. Ferment-producing.

zymose (*zi'-mōs*). See *enzyme*.

zymosimeter (*zi-mo-sim'-et-er*). See *zymometer*.

zymosis (*zi-mo'-sis*) [*zyme*]. 1. Fermentation, the result of the vital activity of certain microorganisms, organized ferments, or zymes. 2. The condition of one affected with a zymotic disease. 3. An infectious disease. z. **gastrica**, organacidia gastrica in which the organic acids are due to the presence in the stomach of growing, sporulating, budding yeast.

zymosthenic (*zi-mos-then'-ik*) [*zymo-*; σθένος, strength]. An agent which increases the functional activity of an enzyme.

zymotechnic (*zi-mo-tek'-nik*) [ζύμη, leaven; τέχνη, art]. The art of inducing and conducting zymotic processes in connection with vivification, acetification, etc.

zymotic (*zi-mot'-ik*) [*zymosis*]. Pertaining to zymosis; produced by zymosis. z. **disease**, an infectious disease.

zymotoid (*zi'-mo-toid*) [*zymo-*; εἶδος, resemblance]. Trade name of a preparation said to contain boric acid, sulphur, potassium nitrate and other substances; used in disorders of the skin and mucous membranes.

zymotoxic (*zi-mo-toks'-ik*) [*zymo-*; τοξικόν, poison]. In the side-chain theory, relating to the hemolytic action of the toxophore group.

zymurgy (*zi'-mur-je*) [ζύμη, leaven; ἔργον, work]. That department of technological chemistry which treats of the scientific principles of wine-making, brewing, and distilling, and the preparation of yeast and vinegar, in which processes fermentation plays the principal part.

Z. Z.' Z." Abbreviation for increasing strengths of contraction. And see Z.

TABLE OF BACTERIA PATHOGENIC TO MAN AND ANIMALS

By D. H. Bergey, M.D., Professor of Hygiene and Bacteriology, University of Pennsylvania. (See also Page 799 for General Table of Micro-organisms.)

Disease	*Name of Organism*	*Synonym for Organism*	*Common Host*	*Other Hosts*
Abortion (bovine)	Brucella abortus	Bacillus abortus	Cows	Man, hogs, chickens
Abortion (equine)	Salmonella abortivo-equinus	Bacillus abortivo-equinus	Horse	Goats, hogs, cows
Abortion (bovine)	Vibrio proteus	same	Cows	Sheep
Abortion (porcine)	Brucella suis	same	Hogs	Man, cows
Abscess	Staphylococcus albus	same	Man	
	Staphylococcus citreus	same		
	Staphylococcus aureus	same		
Abscess (cerebral)	Actinomyces asteroides	same	Man	
Abscess (cows)	Actinobacillus lignières	same	Cows	
Abscess (liver)	Proteus americanus	same	Man	
Abscess (pelvic)	Micrococcus reniformis	same	Man	
Abscess (rectal)	Eberthella pyogenes	Bacillus pyogenes foetidus	Man	
Abscess (stitch)	Staphylococcus epidermidis	same	Man	
Abscess (vaginal)	Bacteroides fundibuliformis	Bacillus fundibuliformis	Man	
Acne	Corynebacterium acnes	Acne bacillus	Man	
Actinobacillosis	Actinobacillus lignieresi	same	Cows	Sheep
Actinomycosis	Actinomyces bovis	Streptothrix actinomyces	Cows	
Actinomycosis	Actinomyces hominis	same	Man	
Adenitis	Streptococcus pyogenes	same	Man	
	Streptococcus epidemicus	same		
	Streptococcus scarlatinae	same		
Adenitis (Tubercular)	Mycobacterium tuberculosis	Tubercle bacillus	Man	
Anthrax	Bacillus anthracis	Anthrax bacillus	Cows	Man, sheep
Appendicitis	Streptococcus pyogenes	same	Man	
	Escherichia coli	same		
	Anaerobic sporeformers	same		
Arthritis	Streptococci	same	Man	
Asthenia	Escherichia astheniae	Bacterium astheniae	Chickens	
Asthma (bronchial)	Staphylococcus aureus	same	Man	
	Streptococcus pyogenes	same		
"Black leg" (Symptomatic anthrax)	Clostridium chauvaei	Bacillus chauvaei	Cows	Sheep, goats, hogs
Blue-green pus	Pseudomonas aeruginosa	Bacillus pyocyaneus	Man	
Boils	Staphylococcus aureus	same	Man	
Botrymycosis	Micrococcus ascoformis	same	Horses	Cows, sheep, pigs
Botulism	Clostridium botulinum	Bacillus botulinus	Man	
Bronchitis (dogs)	Alcaligenes bronchisepticus	Bacillus bronchisepticus	Dogs	
Bronchitis (man)	Streptococcus pyogenes	same	Man	
	Diplococcus pneumococcus	same		
Bronchopneumonia	Streptococcus pyogenes	same	Man	
	Diplococcus pneumonia	same		
	Staphylococcus aureus	same		
	Hemophilus influenzae	same		
Carcinoma (Gastric)	Lactobacillus boas-oppleri	same	Man	
Carbuncle	Staphylococcus aureus	same	Man	
Carbuncle (malignant)	Bacillus anthracis	same	Man	
Catarrh	Gaffkya tetragena	Micrococcus tetragenus	Man	
Catarrh	Klebsiella capsulatus	Kapselbacillus	Man	
Catarrh	Staphylococcus pharnygis	same	Man	
Catarrh (nasal)	Neisseria catarrhalis	Micrococcus catarrhalis	Man	
Catarrh	Neisseria sicca	Diplococcus siccus	Man	
Catarrh	Neisseria flava	same	Man	
Catarrh	Neisseria perflava	same	Man	
Catarrh	Neisseria subflava	same	Man	
Cellulitis	Staphylococcus aureus	same	Man	
Cellulitis	Streptococcus pyogenes	same	Man	
Cellulitis	Diplococcus pneumoniae	same	Man	
Cellulitis (Pelvic)	Micrococcus minimus	same	Man	
Cervicitis	Neisseria gonorrhoeae	same	Man	
Chancre (hard)	Treponema pallidum	same	Man	
Chancre (soft)	Hemophilus ducreyi	Ducrey's bacillus	Man	
Cholecystitis	Escherichia coli	same	Man	
	Eberthella typhi	same		
Cholera (chicken)	Pasteurella cholerae-gallinarum	Bacillus cholerae gallinarum	Chickens	
Cholera (hog)	Salmonella suipestifer	Bacillus cholerae suum	Hogs	Man
Cholera (man)	Vibrio comma	Spirillum choleraeasiatica	Man	
Choleraic disease of chickens	Vibrio metchnikovi	same	Chickens	
Colitis	Escherichia coli	same	Man	
	Shigella dysenteriae	same		
	Shigella paradysenteria	same		

TABLE OF BACTERIA PATHOGENIC TO MAN AND ANIMALS.—(*Continued*)

Disease	*Name of Organism*	*Synonym for Organism*	*Common Host*	*Other Hosts*
Conjunctivitis	Diplococcus pneumoniae	Pneumococcus	Man	
	Corynebacterium xerosis	Bacillus xerosis	Man	
	Hemophilus conjunctivitidis	Koch-Weeks bacillus	Man	
	Hemophilus lacunatus	same	Man	
	Neisseria gonorrhoeae	Gonococcus	Man	
Croup (diphtheritic)	Corynebacterium diphtheriae	same	Man	
Cystitis	Escherichia coli	Colon bacillus	Man	
Dermatitis (gangrenous)	Actinomyces necrophorus	Bacillus necrophorus	Horses	Mules, sheep hogs
Diarrhea (summer)	Escherichia coli	same	Man	
	Eberthella typhi	same		
	Shigella dysenteriae	same		
	Shigella paradysenteriae	same		
	Pseudomonas aeruginosa	same		
Diphtheria	Corynebacterium diphtheriae	Bacillus diphtheriae	Man	
Diphtheria (cattle)	Actinomyces necrophorus	Bacillus necrophorus	Cattle	
Dysentery	Shigella dysenteriae	Bacillus dysenteriae	Man	
Dysentery	Shigella paradysenteriae	Flexner's bacillus and other varieties	Man	
Dysentery	Eberthella oedematiens	same	Man	
Dysentery	Escherichia pseudodysenteriae	Bacterium pseudodysenteriae	Man	
Dysentery	Salmonella morgani	Morgan's bacillus	Man	
Dysentery	Eberthella tarda	Same	Man	
Ecthyma (gangrenous)	Pseudomonas aeruginosa	Bacillus pyocyaneus	Man	
Empyema	Streptococcus pyogenes	same	Man	
	Diplococcus pneumoniae	same		
	Hemophilus influenzae	same		
Endocarditis (acute)	Streptococcus pyogenes	same	Ma	
Endocarditis (lenta)	Streptococcus mitior	same	Man	
Enteritis	Salmonella enteritidis	Gaertner's bacillus	Man	Domestic and wild animals
Erysipelas	Streptococcus erysipelatis	same	Man	
Erysipelas (Swine)	Erysipelothrix rhusiopathiae	Bacillus erysipelatus suis	Hogs	Man
Farcy (glanders)	Pfeifferella mallei	Glanders bacillus	Horse	Man
Farcy (Bovine)	Actinomyces farcinicus	Streptothrix farcinica	Cows	
Food poisoning	Escherichia grünthali	same	Man	
Food poisoning	Escherichia paragrünthali	same	Man	
Food poisoning	Salmonella enteritidis	Gaertner's bacillus	Man	
Food poisoning	Clostridium botulinum	Bacillus botulinus	Man	Canned foods
Fowl typhoid	Salmonella gallinarum	Bacillus gallinarum	Chickens	
Fowl typhoid	Eberthella jeffersonii	Bacterium jeffersonii	Chickens	
Fowl typhoid	Shigella pfaffi	Bacterium pfaffi	Chickens	Canaries
Fowl typhoid	Shigella rettgeri	Bacterium rettgeri	Chickens	
Furuncle (boil)	Staphylococcus aureus	same	Man	
Gangrene (appendix)	Bacteroides fragilis	Bacillus fragilis	Man	
Gangrene (hospital)	Anaerobic sporeformers		Man	
Gangrene (lung)	Vincent's infection		Man	
Gas gangrene	Clostridium welchii	Bacillus welchii	Man	
Gas gangrene	Clostridium sporogenes	Bacillus sporogenes	Man	
Gas gangrene	Clostridium oedematiens	Bacillus oedematiens	Man	
Gas gangrene	Clostridium septicus	Vibrion septique	Man	Domestic animals
Gas gangrene	Clostridium egens	Bacillus egens	Man	
Gas gangrene	Clostridium tertium	Bacillus tertius	Man	
Gas gangrene	Clostridium histolyticum	Bacillus histolyticus	Man	
Gas gangrene	Clostridium fallax	Bacillus fallax	Man	
Gastritis	Sarcina ventriculi	same	Man	
Glanders (Farcy)	Pfeifferella mallei	Glanders bacillus	Horse	Man
Gonorrhea	Neisseria gonorrhoeae	Gonococcus	Man	
Granuloma	Klebsiella granulomatis	Calymmtobacterium granulomatis	Man	
Hemorrhagic septicemia	Bacillus anthracis	same	Man	Cattle, sheep
Hemorrhagic septicemia (fowl cholera)	Pasteurella avicida	Bacillus avisepticus	Chickens	
Hemorrhagic septicemia	Pasteurella boviseptica	Bacillus bovisepticus	Cows	
Hemorrhagic septicemia	Pasteurella equiseptica	Bacillus equisepticus	Horses	Mules
Hemorrhagic septicemia (swine plague)	Pasteurella suiseptica	Bacillus suisepticus	Hogs	
Hodgkin's disease	Corynebacterium hodgkinii	same	Man	
Hog cholera	Borrelia hyos	Spirochaeta hyos	Hogs	
Hog cholera	Salmonella suipestifer	Bacillus cholerae suis	Hogs	Man
Impetigo contagiosa	Streptococcus pyogenes	same	Man	
Inflammation	Staphylococci		Man	
	Streptococci			
	Pneumococci			
Influenza	Hemophilus influenzae	Influenza bacillus	Man	
Influenza	Hemophilus hemolyticus	same	Man	

TABLE OF BACTERIA PATHOGENIC TO MAN AND ANIMALS.—(*Continued*)

Disease	*Name of Organism*	*Synonym for Organism*	*Common Host*	*Other Hosts*
Influenza.	Dialister pneumosintes	Bacterium pneumosintes	Man	
Jaundice (hemorrhagic)	Leptospira icterohemorrhagica	same	Man	
Jaundice (Infectious)	Pseudomonas jaegeri	Bacillus proteus fluorescens	Man	
"Joint ill"	Shigella viscosa	Bacterium viscosum equi	Horses	
"Keel" of ducklings	Salmonella anatum	Bacterium anatum	Ducks	
Laryngitis	Streptococci Pneumococci		Man	
Leprosy	Mycobacterium leprae	Bacillus leprae	Man	
Lupus	Mycobacterium tuberculosis	Tubercle bacillus	Man	
Lymph-adenitis	Mycobacterium tuberculosis	Tubercle bacillus	Man	
Lymphangitis	Streptococcus pyogenes	same	Man	
Madura foot	Actinomyces madurae	same	Man	
Malignant edema	Clostridium chauvasei	Bacillus oedematis-maligni	Man	
Malta fever	Brucella melitensis	Bacillus melitensis	Goat	Man
Mammitis (human)	Staphylococcus aureus	same	Man	
Mastitis (bovine)	Streptococcus mastitidis	same	Cows	
Mastitis (bovine)	Streptococcus epidemicus	same	Cows	
Mastitis (bovine)	Streptococcus pyogenes	same	Cows	
Mastoiditis	Streptococcus pyogenes	same	Man	
Measles	Streptococcus morbilli	same	Man	
Melioidosis	Flavobacterium pseudomallei	Bacillus whitmori	Man	Rats
Meningitis (epidemic)	Neisseria intracellularis	Micrococcus intracellularis meningitidis	Man	
Meningitis	Diplococcus mucosus	Pneumococcus	Man	
Meningitis	Streptococcus pyogenes	same	Man	
Meningitis	Staphylococcus pyogenes	same	Man	
Meningitis	Mycobacterium tuberculosis	Tubercle bacillus	Man	
Metritis	Streptococcus anhaemolyticus	same	Man	
Metritis	Streptococcus saprophyticus	same	Man	
Metritis	Micrococcus aerogenes	same	Man	
Metritis	Streptococcus pyogenes	same	Man	
Mycetoma	Actinomyces freeri	Streptothrix freeri	Man	
Mycetoma	Actinomyces madurae	same	Man	
Mouse typhoid	Salmonella typhi-murium	Bacillus of mouse typhoid	Mice	Man
Mycosis intestinalis	Bacillus anthracis	same	Man	
Myocarditis	Streptococcus pyogenes	same	Man	
Neuritis	Streptococci	same	Man	
Osteitis	Staphylococci		Man	Cows, sheep horses
Otitis	Staphylococci Streptococci Pneumococci		Man	
Ozena	Klebsiella ozaenae	Bacillus mucosus ozaenae	Man	
Ozena	Pseudomonas smaragdina	Bacillus smaragdinus foetidus	Man	
Paratyphoid fever	Salmonella paratyphi	Bacillus paratyphi *a*	Man	
Paratyphoid fever	Salmonella schottmülleri	Bacillus paratyphi *b*	Man	
Paratyphoid fever	Salmonella aertrycke	Bacillus aertrycke	Man	
Paratyphoid fever	Salmonella giumai	Wesenbergus giumai	Man	
Paratyphoid fever	Salmonella columbensis	Bacterium columbense	Man	
Paratyphoid fever	Salmonella hirschfeldii	same	Man	
Paratyphoid fever	Eberthella belfastiensis	Bacillus belfastiensis	Man	
Paratyphoid fever	Eberthella talavensis	Eberthus talavensis	Man	
Paratyphoid fever	Proteus pseudo-valerei	same	Man	
Paratyphoid fever	Proteus valerei	same	Man	
Paratuberculosis	Mycobacterium paratuberculosis	Johne's bacillus	Calves	
Parrot disease	See Psittacosis			
Pericarditis	Streptococci Pneumococci		Man	
Peritonitis	Streptococcus pyogenes	same	Man	
Pharyngitis	Streptococci Pneumococci		Man	
Phlebitis	Streptococcus pyogenes	same	Man	
Phthisis	Mycobacterium tuberculosis	Tubercle bacillus	Man	
Plague	Pasteurella pestis	Plague bacillus	Man	Rodents
Plague (rat)	Corynebacterium pseudotuberculosis	Bacterium pseudotuberculosis rodentium	Rats	Horses, sheep rabbits
Pleuritis	Streptococcus pyogenes Diplococcus pneumoniae	same same	Man	
Pneumonia	Diplococcus pneumoniae	Pneumococcus	Man	
Pneumonia	Klebsiella pneumoniae	Bacterium pneumoniae	Man	
Pneumonia	Actinomyces actinoides	Bacillus actinoides	Cows	
Prostatitis	Gonococci Streptococci Staphylococci Pseudodiphtheria organisms		Man	
Pseudoglanders	Flavobacterium pseudomallei	Bacillus pseudomallei	Rats	Man

TABLE OF BACTERIA PATHOGENIC TO MAN AND ANIMALS.—(*Continued*)

Disease	*Name of Organism*	*Synonyn for Organism*	*Common Host*	*Other Hosts*
Pseudotuberculosis	Corynebacterium pseudotuberculosis	Preisz-Nocard bacillus	Sheep	Horses
Psittacosis	Salmonella psittacosis	Bacterium psittacosis	Parrots	Man
Pyelonephritis	Eberthella typhi	same	Man	
	Escherichia coli	same		
	Mycobacterium tuberculosis	same		
Rat-bite fever	Spirillum minus	Spirochaeta morsus muris	Man	Rats, mice
"Red Water" (cows)	Clostridium hemolyticus	same	cows	Sheep
Relapsing fever	Borrelia recurrentis	Spirillum of Obermeier	Man	Blood sucking insects
Relapsing fever	Borrelia carteri	same	Man	Blood sucking insects
Relapsing fever	Borrelia duttoni	Spirochaeta duttoni	Man	Ticks
Relapsing fever	Borrelia novyi	same	Man	Blood sucking insects
Rheumatism	Streptococcus cardioarthritidis	same	Man	
Rhinitis (chronic)	Escherichia foetida	Coccobacillus foetidus	Man	
Rhinitis (membranous)	Corynebacterium diphtheriae	Diphtheria bacillus	Man	
Rhinoscleroma	Klebsiella rhinoscleromatis	Rhinoscleroma-bacillus	Man	
Salpingitis	Neisseria gonorrhea	same	Man	
Scarlet fever	Streptococcus scarlatinae	same	Man	
Septic sore throat	Streptococcus epidemicus	same	Man	Cows
Septicemia	Streptococcus pyogenes	same	Man	
Septicemia	Staphylococcus aureus	same	Man	
Septicemia	Diplococcus pneumoniae	Pneumococcus	Man	
Septicemia (puerpural)	Streptococcus puerperalis	same	Man	
Septicemia (cows)	Borrelia theileri	Spirochaeta theileri	Cows	Sheep, horses
Septicemia (cows)	Flavobacterium morbificans	Bacillus bovis morbificans	Cows	
Septicemia (swine)	Erysipelothrix rhusiopathiae	Bacillus of swine erysipelas	Swine	
Septicemia (mouse)	Erysipelothrix murisepticae	Bacterium murisepticae	Mice	
Septicemia (swans)	Escherichia pseudocoscorobae	same	Swans	
Septicemia (geese)	Shigella septicaemiae	Bacillus septicaemiae anserum	Geese	
Septicemia (geese)	Borrelia anserina	Spirochaeta anserina	Geese	Ducks, fowls
Septicemia (fish)	Klebsiella ciprinicida	Bacillus ciprinicida	Fish	
Septicemia	Vibrio piscium	same	Fish	
Septicemia	Proteus hydrophilus	Bacillus hydrophilus	Frogs	
Sinusitis	Streptococcus pyogenes	same	Man	
	Diplococcus pneumoniae	same		
	Klebsiella pneumoniae	same		
	Hemophilus influenzae	same		
Sore throat	Streptococcus pyogenes	same	Man	
Sore throat	Streptococcus anginosus	same	Man	
Sore throat	Streptococcus ignavus	same	Man	
Sore throat	Micrococcus syzygios	Syzygiococcus	Man	
Sore throat (epidemic)	Streptococcus epidemicus	same	Man	
Stomatitis (ulcerative)	Organisms of Vincent's Infection		Man	
Strangles	Streptococcus equi	same	Horses	
Suppuration	Staphylococcus aureus	same	Man	
Suppuration	Streptococcus pyogenes	same	Man	
Suppuration	Streptococcus stenos	same	Man	
Suppuration	Streptococcus mixtos	same	Man	
Suppuration	Streptococcus subacidus	same	Man	
Suppuration	Streptococcus cuniculi	same	Rabbits	
Suppuration	Streptococcus felini	same	Cats	
Suppuration	Escherichia alba	same	Frog	
Suppuration	Flavobacterium flavotennae	same	Frog	
Suppuration	Eberthella xenopa	same	Frog	
Suppuration	Gaffkya tardissima	same	Guinea-pig	
Syphilis	Treponema pallidum	same	Man	
Tabes	Treponema pallidum	same	Man	
Tetanus	Clostridium tetani	Tetanus bacillus	Man	Horse
Thyroiditis (suppurative)	Streptococcus pyogenes	same	Man	
Tonsillitis	Streptococcus pyogenes	same	Man	
Tonsillitis	Actinomyces gonadiformis	Bacillus gonadiformis	Man	
Tuberculosis (avian)	Mycobacterium avium	Avian tubercle bacillus	Chickens	Hogs, cows, Birds, man
Tuberculosis (bovine)	Mycobacterium tuberculosis (bovine)	Bovine tubercle bacillus	Cows	Man, hogs, horses
Tuberculosis (human)	Mycobacterium tuberculosis (human)	Tubercle bacillus	Man	Cows, hogs
Tuberculosis	Actinomyces candidus	same	Man	
Tularemia	Pasteurella tularensis	Bacterium tularense	Man	Rabbit, sheep, quail opossum, coyote

TABLE OF BACTERIA PATHOGENIC TO MAN AND ANIMALS.—(*Continued*)

Disease	*Name of Organism*	*Synonym for Organism*	*Common Host*	*Other Hosts*
Typhoid fever	Eberthella typhi	Typhoid bacillus	Man	
Ulcerative lymphangitis	Corynebacterium pseudotuberculosis	Preisz-Nocard bacillus	Horses	Sheep
Ulcer (venereal)	Treponema pallidum	same	Man	
Ulcer (venereal)	Hemophilus ducreyii	Ducrey's bacillus	Man	
Ulcer	Staphylococcus aureus	same	Man	
	Streptococcus pyogenes	same		
	Pseudomonas aeruginosa	same		
Ulcer	Proteus vulgaris	Bacillus proteus vulgaris	Man	
Ulcer	Corynebacterium pseudodiphtheriticum	Pseudodiphtheria bacillus	Man	
Ulcer (duodenal)	Streptococci		Man	
Ulcer (gastric)	Streptococci		Man	
Ulcer (phagedenic)	Treponema phagedensis	same	Man	
	Treponema balanitidis			
Undulant fever	Brucella abortus	Bacillus abortus	Man	Cows, hogs, sheep, chickens
Vaginitis	Neisseriae gonorrhoeae	Gonococcus	Man	
Vincent's angina	Borrelia vincenti	Spirochaete of vincent	Man	
Vincent's angina	Fusiformis dentium	Fusiform bacillus	Man	
"White diarrhea" (chicks)	Salmonella pullorum	Bacillus pullorum	Chickens	
Whooping cough	Hemophilus pertussis	Bordet-Gengou bacillus	Man	
Yaws	Treponema pertenuis	same	Man	
Yellow fever	Salmonella icteroides	Bacillus icteroides	Man	Associated organisms

INFESTATIONS CAUSED BY METAZOA, ARRANGED ALPHABETICALLY BY PHYLA AND CLASSES OF THE ORGANISMS

By D. H. Bergey, M.D., Professor of Hygiene and Bacteriology, University of Pennsylvania

Phylum II. Platyhelminthes

Class A. Trematoda

Disease	*Name of Organism*	*Synonym*	*Host*	*Other Hosts*
Distomiasis	Amphistoma cervi	Amphistoma conicum	Ox	Domestic and wild animals
			Sheep	
	Amphistoma hominis	Gastrodiscus hominis	Man	
	Bilharzia crassa	Schistosoma bovis	Cattle	Sheep
	Bilharzia haematobia	Distomum hæmatobium	Man	
	Brachycoelium crassicolle	Distomum crassicolle	Frog	
	Brandesia turgida	Distomum turgidum	Frog	
	Cladorchis watsoni	.....	Man	
	Clonorchis epidemicus	Distomum hepatis epidemicus	Man	
	Clonorchis sinensis	Opisthorchis sinensis	Man	
	Dicrocoelium lanceolatum	Distomum lanceolatum	Sheep	Cattle
	Distomum clavigerum	Pleurogenes claviger	Frog	
	Distomum crassum	Fasciolopsis buski	Man	
	Distomum cylindriceum	.....	Frog	
	Distomum echinatum	Echinostomum revolutum	Birds	
	Distomum endolobum	Opisthoglyph endoloba	Frog	
	Distomum ovocaudatum	Halipeg us ovocaudatus	Frog	
	Distomum oxycephalum	Echinostomum conoidium	Birds	
	Distomum recurvatum	.....	Birds	
	Distomum spathulatum	.....	Man	
	Heterophyses heterophyses	Distomum heterophyses	Dog	
	Nanophystus schikhobalowi	...	Man	
	Prosthogonimus pellucidus	...	Chicken	Cordulia aenea
	Phylum III. Coelhelminthes			
	Order I. Nematoda			
Ascariasis	Ascaris canis	..	Dog	
	Ascaris equi	Ascaris megalocephala	Horse	
	Ascaris lumbricoides	.....	Man	Hog, sheep
	Ascaris suum	.....	Hog	
	Ascaris vitulorum	.....	Cattle	
	Belascaris marginata	Ascaris marginata	Dog	Cat
	Toxascaris limbata	Toxascaris marginata	Dog	
Oxyuriasis (seatworm)	Oxyuris equi	Oxyuris curvula	Horse	
	Oxyuris mastigoides	.....	Horse	
	Oxyuris vermicularis	Ascaris vermicularis	Man	
Heterakiasis	Heterakis perspicillum	Heterakis inflexa	Chicken	Turkey
	Heterakis vesicularis	Heterakis papillosa	Chicken	
Filariasis	Acanthochielonema perstans	Filaria perstans	Man	Mosquito
	Arduenna strongylina	Spiroptera strongylina	Hog	
	Dirofilaria immitis	Filaria immitis	Dog	Man, wolf, fox
	Dispharagus hamulosus	.....	Poultry	
	Dispharagus nasutus	.....	Poultry	
	Dispharagus spiralis	.....	Poultry	
	Dracunculus medinensis	Filaria dracunculus	Man	Cyclops
	Filaria bancrofti	Filaria sanguinis hominis	Man	Mosquito
	Filaria cervina	.....	Cattle	Deer
	Filaria clava	.....	Pigeon	
	Filaria demarquayi	Filaria ozzardi	Man	
	Filaria flexuosus	.....	Deer	
	Filaria hemorrhagica	.....	Horse	
	Filaria labiatopapillosa	.....	Cattle	Deer
	Filaria lacrymalis	.....	Cattle	
	Filaria loa	Loa loa	Man	Mosquito
	Filaria recondita	.....	Dog	
	Filaria sanguinis equi	.....	Horse	
	Filaria tracheobronchialis	.....	Dog	
	Filaria volvulus	Onchocera volvulus	Dog	
	Gongylonema neoplasticum	.....	Rat	
	Gongylonema orientale	.....	Horse	
	Gongylonema scutata	Spiroptera scutata	Sheep, cattle	
	Habronema megostoma	Spiroptera megastoma	Horse	
	Habronema microstoma	Spiroptera microstoma	Horse	
	Physocephalus sexalatus	Spiroptera sexalata	Hog	
	Setaria labiatopapillosa	Filaria equina	Horse	
	Spiroptera sanguinolenta	Filaria sanguinolenta	Dog	Cockroach
	Tetrameres fissispina	Tropisurus fissispinus	Poultry	

INFESTATIONS CAUSED BY METAZOA, ARRANGED ALPHABETICALLY BY PHYLA AND CLASSES OF THE ORGANISMS.—(*Continued*)

CLASS B. CESTODA

Disease	*Name of Organism*	*Synonym*	*Host*	*Other Hosts*
Taeniasis	Anoplocephala mamillana	Taenia mamillana	Horse	Ass
	Anoplocephala perfoliata	Taenia perfoliata	Horse	Ass
	Anoplocephala plicata	Taenia plicata	Horse	Ass
	Choantaenia infundibuliformis	Drepanidotaenia infundibuliformis	Chicken	
	Davianea cesticillus	Taenia cesticillus	Chicken	
	Davianea echinobothrida	Taenia echinobothrida	Chicken	
	Davianea medagascarensis		Man	
	Davianea proglottina	Taenia proglottina	Chicken	
	Davianea tetragona	Taenia tetragona	Chicken	
	Diphilidium caninum	Taenia cucumerina	Dog	Cat
	Diphilidium sexcornatum		Dog	
	Diphyllobotrium brevispinosus			
	Diphyllobotrium cordatus	Dibothriocephalus cordatus	Dog	Man
	Diphyllobotrium decipiens		Hedgehog	
	Diphyllobotrium ernacei		Dog	
	Diphyllobotrium latum	Bothriocephalus latus	Man	Cyclops, dog, cat, fish
	Diphyllobotrium mansoni		Man	
	Diphyllobotrium prasinus		Cat	
	Diplogonisporus brauni		Whale	
	Diplogonisporus grandis		Man	
	Echinococcus granulosis	Taenia echinococcus	Dog	Cat
	Hymenolepis caricoa		Chicken	
	Hymenolepis diminuta	Taenia diminuta	Mice, Rats	
	Hymenolepis lanceolata	Taenia lanceolata	Man	
	Hymenolepis nana	Taenia nana	Man	
	Moniezia actinoides		Cattle	Sheep, goat
	Moniezia alba		Cattle	Sheep, goat
	Moniezia denticulata	Cittotaenia denticulata	Rabbit	Cattle, sheep
	Moniezia expansa		Rabbit	Cattle, sheep
	Moniezia planissima		Rabbit	Cattle, sheep
	Multiceps gaigeri		Dog	
	Multiceps multiceps	Taenia coenurus	Dog	
	Multiceps serialis	Taenia serialis	Dog	
	Taenia acanthotrios		Man	
	Taenia asiatica		Man	
	Taenia hydatigena	Taenia marginata	Sheep	Dog
	Taenia imaginata		Man	
	Taenia pisiformis	Taenia serrata	Dog	
	Taenia planopunctata		Man	
	Taenia saginata	Taenia mediocanellata	Ox	Man
	Taenia serrata		Rabbit	
	Taenia solium		Man	Hog
	Taenia taeniformis	Taenia crassicollis	Cat	
Fasciolsasis.	Fasciola americana		Sheep	Cattle, rabbits
	Fasciola gigantea	Distomum giganteum	Goat	Sheep, giraffe
	Fasciola hepatica	Distomum hepaticum	Sheep	Cattle, rabbits
	Fasciola magna	Distomum magnum	Sheep	Cattle, rabbits
	Gastrodiscus aegypticus	Gastrodiscus polymastis	Cattle	
	Gastrodiscus hominus		Man	
	Metorchus albidus		Cat	
	Metorchus truncatus		Cattle	Sheep, horse
	Monostomum arcuatum		Goose	
	Notoctyle verrucosa		Goose	Ducks
	Opisthorchus felineus	Distomum felineum	Cat	Dog man
	Opisthorchus noverca	Distomum conjunctum	Dog	
	Opisthorchus pseudofelineus		Cat	
	Paragonimus westermani	Distomum pulmonale	Man	Animals
	Prosthogonimus pellucidus		Chicken	Cordulia aenea
Schistomiasis.	Schistosoma bovis		Cattle	Sheep
	Schistosoma bomfordi		Zebra	Cattle
	Schistosoma haematobium	Distomum haematobium	Man	
	Schistosoma indicum		Horse	
	Schistosoma japonicum	Schistosoma cattoi	Man	
	Schistosoma mansoni		Man	
	Schistosoma spindalis		Zebu	Cattle
	Schistosoma turkestanicum		Cattle	
Ankylostomiasis	Ankylostoma braziliense		Dog	Cat, man
	Ankylostoma canina		Dog	Cat
	Ankylostoma duodenale	Dochmius duodenalis	Man	
Uncinariasis	Necator americanus		Man	
	Necator congolensis		Chimpanzee	
	Necator exilidens		Chimpanzee	
	Necator stenocephala		Dog	Cat

INFESTATIONS CAUSED BY METAZOA, ARRANGED ALPHABETICALLY BY PHYLA AND CLASSES OF THE ORGANISMS.—(*Continued*)

Disease	*Name of Organism*	*Synonym*	*Host*	*Other Hosts*
	Necator suillus		Hog	
Strongylosus	Bunostomum phlebotomum		Cattle	
	Bunostomum trigonocephalum		Ruminants	
	Bunostomum uncinaria		Sheep	Goat
	Chabertia ovina	Sclerostomum hypostomum	Sheep	
	Cooperia curticei	Strongylus curticei	Sheep	Goat
	Cooperia oncophora	Strongylus oncophora	Cattle	Sheep, goat
	Cylicostoma tetracanthum	Sclerostomum tetracanthum	Horse	
	Dictyocaulus arnfieldii	Strongylus arnfieldii	Horse	
	Dictyocaulus filaria	Strongylus filaria	Sheep	Goat, deer
	Dictyocaulus viviparous	Strongylus micruris	Cattle	
	Dioctophyme renale	Eustrongylus visceralis	Dog	
	Eustrongylus gigas	Strongylus renale	Dog	Wolf, cattle
	Haemonchus contortus	Strongylus contortus	Sheep	Goat, cattle
	Haemostrongylus vasorum	Strongylus vasorum	Dog	
	Metastrongylus apri	Strongylus apri	Hog	Sheep
	Metastrongylus brevivaginatus		Hog	
	Nematodirus filicollis	Strongylus filicollis	Cattle	Sheep, goat
	Oesophogostomum brumpti		Man	Ape
	Oesophogostomum columbianum		Sheep	Goat
	Oesophogostomum dentatum		Hog	
	Oesophogostomum ovina		Sheep	
	Oesophogostomum radiatum	Oes. inflatum	Cattle	
	Oesophogostomum stephanostomum		Gorilla	
	Oesophogostomum subulatum	Oes. dentatum	Hog	
	Oesophogostomum venulosum		Sheep	Goat
	Ostertagia marshalli		Sheep	
	Ostertagia ostertagi	Strongylus ostertagi	Cattle	Sheep, goat
	Stenocephala stenocephalum		Sheep	
	Stephanurus dentatus		Hog	
	Strongylus edentatus	Sclerostomum edentatum	Horse	
	Strongylus equinus	Strongylus armatus	Horse	
	Strongylus fulleborni		Monkey	
	Strongylus pulmonalis		Calf	
	Strongylus ratti		Rat	
	Strongylus rubidus		Hog	
	Strongylus stereoralis	Strongylus intestinalis	Man.	
	Strongylus ventricosus		Deer	Cattle, sheep
	Strongylus vulgarus	Sclerostomum vulgare	Horse	
	Syngamus bronchiales		Chicken	Water fowl
	Syngamus trachiales		Chicken	
	Synthetocaulus abstrusus	Strongylus pusillus	Cat	
	Synthetocaulus capillaris	Strongylus capillaris	Sheep	Goat
	Synthetocaulus commutatus	Strongylus commutatus	Rabbit	Goat
	Synthetocaulus rufescens	Strongylus rufescens	Sheep	Goat, rabbit
	Synthetocaulus sagitatus		Deer	
	Tricocephalus affinis	Trichiuris ovis	Sheep	Goat, ox
	Tricocephalus crenatus		Hog	
	Trichostrongylus axei	Strongylus axei	Horse	Ass
	Trichostrongylus instabilis	Strongylus instabilis	Man	Sheep, goat
	Trichostrongylus nodularis	Strongylus anseris	Goose	
	Trichostrongylus orientalis		Camel	
	Trichostrongylus probolurus		Sheep	Camel, man
	Trichostrongylus retortaeformis	Strongylus strigosis	Rabbit	
	Trichostrongylus tennis		Goose	
	Trichostrongylus vitrinus		Rabbit	
Trichinosis	Trichinella spiralis	Trichina spiralis	Hog	Man, rat mouse
Trichuriasis	Trichuris crenatus	Trichocephalus crenatus	Hog	
	Trichuris depressiusculus	Trichocephalus depressiusculus	Dog	Fox
	Trichuris lemuris		Ape	
	Trichuris serratus		Cat	
	Trichuris trichiura	Trichocephalus trichiurus	Man	Ape
	ORDER II. ACANTHOCEPHALA			
	Gigantorhynchus hirudinaceus	Echinorhynchus gigas	Hog	Man

INFECTIONS CAUSED BY PROTOZOA ARRANGED ALPHABETICALLY BY CLASSES OF THE ORGANISMS

By D. H. Bergey, M.D., Professor of Hygiene and Bacteriology, University of Pennsylvania.

Subphilum I. Sarcodina

Class I. Rhizopoda

Sub-class Amoebae

Disease	*Name of Organism*	*Synonym*	*Host*	*Other Hosts*
Amblasis				
	Dientamoeba fragilis	... .	Monkey	Man
	Entamoeba barreti	Amoeba barreti	Turtle	
	Entamoeba bovis	Amoeba bovis	Ox	
	Entamoeba bütschli	Amoeba bütschli	Man	Monkey
	Entamoeba cobayae	Amoeba cobayae	Guinea pig	
	Entamoeba coli	Amoeba coli	Man	
	Entamoeba cuniculi	Amoeba cuniculi	Rabbit	
(Gingivitis)	Entamoeba gingivalis	Amoeba buccalis	Man	Monkey
	Entamoeba hartmanni	Amoeba hartmanni	Man	
(Dysentery)	Entamoeba hystolytica	Amoeba hystolytica	Man	Monkey
(Abscess)	Entamoeba kartulis	Amoeba kartulis	Man	
	Entamoeba meliagridis	Amoeba meliagridis	Chicken	
(Dysentery)	Entamoeba minuta	Amoeba minuta	Man	
	Entamoeba muris	Amoeba muris	Mouse	
	Entamoeba nana	Amoeba nana	Man	
	Entamoeba nipponica	Amoeba nipponica	Man	
	Entamoeba nuttali	Amoeba nuttali	Monkey	
	Entamoeba ovis	Amoeba ovis	Sheep	
	Entamoeba phagocytoides	Amoeba phagocytoides	Man	
	Entamoeba pitheci	Amoeba pitheci	Monkey	
	Entamoeba ranarum	Amoeba ranarum	Frog	
	Entamoeba suis	Amoeba suis	Hog	
	Entamoeba testudinis	Amoeba testudinis	Man	
(Dysentery)	Entamoeba tetragena	Amoeba tetragena	Man	
	Entamoeba tropicalis	Amoeba tropicalis	Man	
	Entamoeba undulans	Amoeba undulans	Man	
	Entamoeba vaginalis	Amoeba urogenitalis	Man	Monkey
	Entamoeba williamsi	Iodamoeba williamsi		
	Lydenia gemmipara	.....	Man	
	Paramoeba hominis	. ...	Man	
	Pygolimax gregariniformis	.....	Chicken	
	Troglodytella sp.	.. ..	Monkey	
	Subphilum II. Infusoria			
	Class I. Ciliata.			
Ciliate parasites				
Balantidiasis	Balantidium caviae	.. ..	Guinea pig	
	Balantidium coli	Paramaecium coli	Man	Monkey, hog
	Balantidium minutum	....	Man	
	Balantidium suis	... .	Hog	
	Chlamydophrys enchelys	....	Man	Bovines, rabbits, cats
	Cycloposthium bipalmatum	Entodinium bipalmatum	Horse	
	Entodinium caudatum	. . . .	Cattle	
	Isotricha prostoma	.....	Cattle	
	Nystotherus faba	.. ..	Man	
	Nystotherus giganteus	Balantidium giganteus	Man	
	Ophryscolex caudatus	.....	Sheep	
	Subphilum III. Mastigophora			
Protomonadiasis				
(Intestines)	Cercomonas anatis	.....	Duck	
(Stomach)	Cercomonas canis	....	Dog	
(Intestines)	Cercomonas gallinorum	....	Chicken	
	Chilomastix bettencourti	.....	Rat	
	Chilomastix intestinalis	.....	Guinea pig	
	Chilomastix mesnili	.....	Man	Monkey
	Cyathosoma striatum	.....	Ruffled grouse	
	Embadomonas intestinalis	.....	Guinea pig	
	Endolimax nana	.....	Man	
	Enteromonas hominis	.....	Man	

INFECTIONS CAUSED BY PROTOZOA ARRANGED ALPHABETICALLY BY CLASSES OF THE ORGANISMS.—(*Continued*)

Disease	*Name of Organism*	*Synonym*	*Host*	*Other Hosts*
Giardiasis				
	Giardia agilis		Tadpole	
	Giardia canis		Dog	
	Giardia caprae		Goat	
	Giardia carrae		Guinea pig	
	Giardia duodenalis		Rabbit	
	Giardia felis		Cat	
	Giardia lamblia		Man	
	Giardia microti		Meadow mouse	
	Giardia muris		Mouse	Rat
	Giardia viscaciae		Viscacha	
	Ptychostoma bonasae		Ruffed grouse	
Trichomoniasis				
	Lamblia intestinalis	Cercomonas intestinalis	Man	Rat, cat, rabbit sheep, dog
	Lamblia sanguinis		Falcon	
	Trichomonas anthropotheci		Monkey	
	Trichomonas buccalis		Man	
	Trichomonas caviae	Heteromita caviae	Guinea pig	
	Trichomonas cynomysi		Prairie dog	
	Trichomonas eberthi		Chicken	
	Trichomonas faecalis		Man	Frog
	Trichomonas gallinarum		Chicken	
	Trichomonas hominis	Tr. intestinalis	Man	Guinea pig
	Trichomonas minuta		Man	Rat
	Trichomonas muris		Rat	Man
	Trichomonas parva		Rat	
	Trichomonas suis		Hog	
	Trichomonas vaginalis		Man	Guinea pig
Trypanosomiasis				
	Trypanosoma blanchardi		Dormouse	
(Nagana)	Trypanosoma brucei		Ruminants	Glossina morsitans
	Trypanosoma congolense		Sheep	Glossina morsitans
	Trypanosoma cuniculi		Rabbit	
	Trypanosoma dimorphum		Horse	
	Trypanosoma duttoni		Mouse	
	Trypanosoma ebertha		Birds	
(Dourine)	Trypanosoma equiperdum		Horse	
(Mal de Caderas)	Trypanosoma equinum	Tr. elmassiani	Horse	
(Surra)	Tryponosoma evansi		Horse	
(Sleeping sickness)	Trypanosoma gambiense	Tr.hominis	Man	Glossina palpalis
	Trypanosoma gigantium		Cattle	Glossina palpalis
	Trypanosoma grayi		Crocodile	
	Trypanosoma ingens		Cattle	
	Trypanosoma lewisi		Rat	Flea, Louse
	Trypanosoma nanum		Dog	Cat
	Trypanosoma pecuadi		Cattle	Horse
	Trypanosoma rabinowitschi		Hamster	
(Sleeping sickness)	Trypanosoma rhodesiense		Man	Glossina morsitans
	Trypanosoma rotatorum		Frog	
	Trypanosoma sanguinis		Frog	
	Trypanosoma simiae		Monkey	Glossina morsitans
	Trypanosoma somaliense		Cattle	Horse
	Trypanosoma sudanense		Horse	Glossina morsitans
	Trypanosoma suis		Hog	
(Gall sickness)	Trypanosoma theileri		Horse	
	Trypanosoma vittate		Tortoise	
	Trypanosoma vivax		Cattle	Sheep, Goat
	Schisotrypanum cruzi	Trypanosoma cruzi	Man	Conorrhinus megistus

INFECTIONS CAUSED BY PROTOZOA ARRANGED ALPHABETICALLY BY CLASSES OF THE ORGANISMS.—(*Continued*)

Disease	*Name of Organism*	*Synonym*	*Host*	*Other Hosts*
	SUBPHILUM IV. SPOROZOA			
Coccidiosis				
	Coccidium avium		Chicken	Duck, goose, pheasant
	Coccidium bigeminum	Isospora bigeminum	Dog	Cat
	Coccidium cuniculi	Eimeria stiedae	Rabbit	Man, ox, horse, goat, hog
	Coccidium falciforme		Mouse	
	Coccidium pfeifferi		Pigeon	
	Coccidium schubergi		Centipede	
	Coccidium truncatum		Goose	
	Crystosporidium parvum		Chicken	
	Eimeria acroulina		Chicken	
	Eimeria dispersa		Pheasant	Turkey, quail
	Eimeria maxima		Chicken	
	Eimeria melcagridis		Pheasant	Turkey, quail
	Eimeria mitis		Chicken	
	Eimeria phasiana		Pheasant	Turkey, quail
	Eimeria tenella		Chicken	
	Isospora bigemina		Dog	
	Isospora felis		Cat	
	Isospora hominis		Man	
	Isospora locazie		Sparrow	
	Isospora rivolti		Cat	
	Isospora suis		Hog	
Haemogregarinosis				
	Haemogregarina agnamae			Mosquito
	Haemogregarina balfouri		Jeroba	Mosquito
	Haemogregarina canis		Dog	Mosquito
	Haemogregarina gerbilli		Mammals	Mosquito
	Haemogregarina jaculi		Mammals	Mosquito
	Haemogregarina muris	Hepatozoon perniciosum	Rat	Mosquito
	Haemogregarina nicoriae		Tortoise	Mosquito
	Haemogregarina perameles		Marsupials	Mosquito
	Haemogregarina sebai		Snakes	Mosquito
	Haemogregarina stepanowi		Tortoise	Mosquito
Haemosporidiasis. Malaria (Man and mammals, birds)				
	Haemoproteus columbae		Pigeon	Mosquito
	Haemoproteus danielewskyi	Proteosoma grassii	Birds	Mosquito
	Haemoproteus noctuae		Owl	Mosquito
	Plasmodium brasilianum		Onakari	Mosquito
	Plasmodium columbae		Pigeon	Mosquito
	Plasmodium cynomolgi		Macacus	Mosquito
	Plasmodium diploglossi		Reptiles	Mosquito
	Plasmodium elongatum		Birds	Mosquito
Estivo-autumnal malaria	Plasmodium falciparum		Man	Mosquito
	Plasmodium inconstans		Birds	Mosquito
	Plasmodium inui		Macacus	Mosquito
	Plasmodium kochi		Chimpanzee	Mosquito
Quartan malaria	Plasmodium malariae		Man	Mosquito
	Plasmodium pitheci		Ourang-outang	Mosquito
Bird malaria	Plasmodium praecox		Birds	Mosquito
	Plasmodium relictum		Birds	Mosquito
Tertian malaria	Plasmodium vivax		Man	Mosquito
	Plasmodium vassali		Squirrel	Mosquito
Haplosporidiasis				
	Gastrocystis gilruthi		Sheep	Goats
	Rhinosporidium kinglyi		Man	
Leishmaniasis				
Kala azar	Herpetomonas donovani	Leishmania donovani	Man	Bedbug
Kala azar	Herpetomonas infantum	L. infantum	Man	
Tropical sore	Herpetomonas tropica	L. tropica	Man	
Leucocyte parasites.	Leucocytozoon ziemanni	Trypanosoma ziemanni	Owl	
Lophomoniasis	Chlamydophrys stercorea		Man	Animals
Piroplasmosis	Anaplasma marginale		Cattle	
	Nicollia quadrigemina	Babesia quadrigemina	Mongoose	
Texas fever	Piroplasma bigeminum	Babesia bigeminum	Bovines	Ticks
Red water	Piroplasma bovis	Babesia bovis	Bovines	Ticks
	Piroplasma caballi	Babesia caballi	Horse	Ox, sheep, monkey, wild animals

INFECTIONS CAUSED BY PROTOZOA ARRANGED ALPHABETICALLY BY CLASSES OF THE ORGANISMS.—(*Continued*)

Disease	*Name of Organism*	*Synonym*	*Host*	*Other Hosts*
	Piroplasma canis	Babesia canis	Dog	Ticks
	Piroplasma donovani			
(Gall sickness)	Piroplasma equi	Babesia equi	Horse	
	Piroplasma hirci	Babesia hirci	Sheep	
	Piroplasma hominia	Babesia hominis	Man	
	Piroplasma leporis	Babesia leporis	Rabbit	
	Piroplasma muris	Babesia muris	Rat	
	Piroplasma mutans	Babesia mutans	Cattle	
	Piroplasma ovis	Babesia ovis	Sheep	
	Piroplasma pitheci	Babesia pitheci	Monkey	
	Smithia microti	Babesia microti	Field mouse	
(East Coast fever)	Theileria parva	Babesia parva	Cattle	
Prowasekiasis	Prowazekia cruzi	.....	Man	
	Prowazekia parva	.....	Man	
	Prowazekia weinbergi	.....	Man	
Sarcosporidiasis				
Muscle	Sarcocystis bertrami	.....	Sheep	
Muscle	Sarcocystis blanchardi	.....	Buffalo (Java)	
Muscle	Sarcocystis lindermani	.....	Man	
Muscle	Sarcocystis mischerina	.....	Hog	
Muscle	Sarcocystis muris	.....	Mouse	
Muscle	Sarcocystis tenella	.....	Sheep	
Toxoplasmiasis	Toxoplasma cuniculi	.....	Rabbit	
	Toxoplasma gondii	.....	Gondi	
	Toxoplasma telpae	.....	Mole	

PHYSICIAN'S DOSE TABLE

GIVING THE DOSES OF OFFICIAL AND UNOFFICIAL DRUGS AND PREPARATIONS IN BOTH THE APOTHECARIES AND METRIC SYSTEMS, IN ACCORDANCE WITH THE U. S. PHARMACOPOEIA, TENTH REVISION, AND THE NATIONAL FORMULARY, FIFTH EDITION

BY

WILBUR L. SCOVILLE, Ph. M.

AUTHOR OF THE "ART OF COMPOUNDING," MEMBER OF THE COMMITTEE OF REVISION OF THE U. S. PHARMACOPŒIA, AND CHAIRMAN OF THE COMMITTEE OF REVISION OF THE NATIONAL FORMULARY; FORMERLY PROFESSOR OF THEORY AND PRACTICE OF PHARMACY, MASSACHUSETTS COLLEGE OF PHARMACY, BOSTON

"The use in this volume of certain portions of the text of the United States Pharmacopœia is by virtue of permission received from the Board of Trustees of the United States Pharmacopœial Convention. The said Board of Trustees is not responsible for any inaccuracy nor for any errors in the statement of quantities or percentage strengths."

"Permission to use for comment parts of the text of the National Formulary, Fifth Edition, in this volume, has been granted by the Committee on Publication by authority of the Council of the American Pharmaceutical Association."

The Doses given are for adults; for children, either Young's or Cowling's rule is sufficiently accurate for most drugs, except narcotics and cathartics. According to Young's rule the dose is obtained by dividing the age by 12 plus the age. Thus, for a child of 3 years, $\frac{3}{3+12} = 3/15$ or $1/5$. Cowling's rule is to divide the number of the next birthday by 24. Thus, for a child 5 years old, $6/24 = 1/4$. Of narcotics, like opium, not more than one-half of this proportion should be prescribed, while of cathartics this dose may be exceeded two or three times.

For subcutaneous administration the dose should be about one-half of that given by the mouth; and for rectal administration about twice the amount given by the mouth. Equivalents: one teaspoonful, ℥i or 4 cc.; one dessertspoonful, ℥ij or 8 cc.; one tablespoonful, ℥iv or 15 cc.

ABBREVIATIONS

A = Alcohol. C = Chloroform. E = Ether. G = Glycerin. O = Oils. m = moderately. mens. = menstruum. Sl. = slightly. vy. = very. W = Water.

Remedies	Dose Apoth.	Dose Metric	Solubility	Important Incompatibilities
Acetanilid	3 grs.	0 200	sl.W vy A.C E.	
pulv comp	5 grs.	0 300		
Acetannin	10 grs.	0 600	sol. alkalis	
Acetphenetidin.	5 grs.	0 300	A.E.C	
Acid acetic dil	30 ♏	2 000		Carbonates iron salts
acetylsalicylic	5 grs.	0 300	A.E.C	Decomp by W & alkalis.
acetyltannic	10 grs.	0 600	vi sl W sol alkalis	
arsenous	1/50 gr	0 002	sl.W	
solu	3 ♏	0 200		
benzoic	15 grs.	1 000	vy A.E m.C vy sl.W	Mercury salts
boric	8 grs.	0 500	sl.W A m.G	Unites with G
bromuric	1/10 gr	0 006	vy W A.	Reducing agts.
cacodylic	1 gr	0 060	vy W A.	
camphoric	8 grs	0 500	vy A E.C	
chrysophanic	1/6 gr	0 008	m.A.C E.	Air oxidation
formic	5 ♏	0 300		
spirit	1 ℥	4 000		
gallic	15 grs.	1 000	vy sl.W m.A.G	Iron salts.
hydriodic dil	8 ♏	0 500		Oxidising agents alkaloids
syr	1 ℥	4 000		Oxidising agents, alkaloids.
hydrobromic dil	15 ♏	1 000	W A.	Calomel
hydrochloric	5 ♏	0 300		
dil	15 ♏	1 000		
hydrocyanic dil	1½ ♏	0 100		Calomel other acids
hypophosphorous	3 ♏	0 200		Nitric acid mineral salts.
lactic	30 ♏	2 000	W A.E C	
nitric	5 ♏	0 300		Organic matter
nitric dil	15 ♏	1 000		Hypophosphites.
nitrohydrochloric	3 ♏	0 200		Organic matter
dil	15 ♏	1 000		
oxalic	1 gr	0 065	W A.	Calc.salts iron salts.
phenylcinchoninic	8 gr	0 500	sl.A.E.	
phosphoric	3 ♏	0 200		
dil	15 ♏	1 000		
picric	½ gr	0 030	m.A.sl W	
salicylic	12 grs	0 750	m.A.E.C vy W	Iron, salts, potass iodide.
sulphuric arom	8 ♏	0 500		
dil	15 ♏	1 000		
tannic	8 grs.	0 500	vy W.A.G	Iron salts, chlorates.
glycerite	40 ♏	2 500		
tartaric	8 grs.	0 500	vy W m.A.	
Aconite, ext	¼ gr	0 015		
fldext	1 ♏	0 06	Mens.72%A.	Alkalis, iodides tannin.
tinct	10 ♏	0 600	Mens.67%A.	Alkalies, iodides tannin.
Aconitine salts	1/400 gr	0 00015	m.W	Alkalis, tannin iodides.
Adalin	8 grs.	0 500	A.E.C	

Remedies	Dose Apoth	Dose Metric	Solubility	Important Incompatibilities
Adonis, fldext	2 ♏	0 125	Mens.72%A.	
Adrenalin chloride	1/120 gr	0 0005	W	Alkalis, ferric salts, oxidising agts.
solu	8 ♏	0 500		
Agar (Agar Agar)	150 grs	10 000	sl.hot W	
Agaric	10 grs.	0 650		
Albumin Tannate	30 grs	2 000	insol W A.	dec. alkalis.
Aletris, fldext	30 ♏	2 000	Mens.49%A	
comp elixir	1 ℥	4 000		
Alypin	5% sol.		W A	Solut. instable.
Almond bitter				
spirit	8 ♏	0 500		
Aloe	4 grs.	0 250		Alkalis.
pulv et canella	5 grs.	0 300		Alkalis.
tinct	30 ♏	2 000	Mens 49% A.	Alkalis.
tinct. et myrrh	30 ♏	2 000	Mens.72%A.	
Aloin	¼ gr	0 015	W A.	Alkalis Solut. decomposes.
Althea, syr	1 ℥	4 000		
Alum	8 grs.	0 500	W G	Alkalis
Aluminum chlor	5 grs.	0 300	vy W m.A.G	
Alumnol	2 5%	solutions	W G	Air reduc agts.
Amidopyrine	5 grs.	0 300	W A.C	oxidising agents
Ammonia arom				
spir	30 ♏	2 000		Acids, heat.
aromated spir	15 ♏	1 000		Acids, heat.
water	15 ♏	1 000		Acids heat.
Ammonium acetate				
solu	4 ℥	15 000		Heat alkalis
benzoate	15 grs	1 000	W A G	Acids.
bromide	15 grs	1 000	vy W m.A.	Calomel.
elixir	1 ℥	4 000		
carbonate	5 grs	0 300	W	Acids.
chloride	5 grs.	0 300	vy W.m.G sl. A.	
hypophos. syr	1 ℥	4 000		
iodide	5 grs	0 300	vy W G m.A.	Oxidising agents.
phosphate	5 grs.	0 300	W	
salicylate	8 grs	0 500	vy W A.	Acids alkalis.
valerate	8 grs	0 500	vy W A.	Acids
elixir	1 ℥	4 000		
Ammoniac	15 grs	1 000	A.	
emulsion	4 ℥	15 000		
Amphotropin	8 grs	0 500		
Amyl nitrite	3 ♏	0 200		
Anemonin	¼ gr	0 015	A C	
Anesthesin	5 grs.	0 300	W A.	Alkali, heat.
Anethol	3 ♏	0 200		
Angelica, fldext	30 ♏	2 000	Mens.95%A.	
Anhalonium fldext	1 ♏	0 060	Mens.95%A.	Water, alkalis, tannin.
Anise fldext	8 ♏	0 500		
oil	1½ ♏	0 100		
spirit	15 ♏	1 000		Water
water	4 ℥	15 000		
Antifebrin	3 grs.	0 200	A.	Nitrites, iodides, phenols.
Antimony oxide	1 gr	0 060	ins.	
pulv	3 grs.	0 200		

Remedies	Dose Apoth	Dose Metric	Solubility	Important Incompatibilities
Antimony & potass. tart.	(Expec.) ½o gr.	0 003	W.G	Alcohol in excess.
wine	15 ♏	1 000		Alcohol in excess.
Antiperiodic Tincture	1 ℥	4 000		
Antipyrin	5 grs.	0 300	vy W A C	Numerous. Best presc. alone.
Antitoxin, diphtheria	10,000 units			Heat, air.
Antitoxin, Tetanus	10,000 units			
Apiol	8 ♏	0 500	A.E.	
Apocynum, fidext	12 ♏	0 750	Mens.60%A	Water.
Apomorphine chloride	Exp.⅙o	0 001	sl.W.A.	Light, air, alkalis.
chloride	Emet. ⅓o	0 015		
chloride	Hypo ⅓o	0 005		
Araha, fidext	30 ♏	2 000	Mens.64%A.	
Arbutin	5 grs	0 300		
Arecoline bromide	Anthelm ⅓s gr	0 004		
bromide	Vet.1 gr.	0 065	W.A.	Alkalis, iodides, tannin
Argentamin	0 5–4 0 %	sol.	W.	Acids.
Argyrol	10–25%	sol.	W G.	Acids.
Aristochin	5 grs.	0 300	sl A (insol)	Alkalis
Arnica, fidext	1½ ♏	0 100	Mens 49% A	
tinct	15 ♏	1 000	Mens.49% A	
Arrhenal	½ gr.	0 030	W	Mercuric chloride, alkaloids.
Aromatic Tincture	30 ♏	2 000		
Arsenic bromide	⅓o gr	0 002	W.A.	Calomel.
iodide & mercury iod. soln	⅓₁₂ gr.	0 005	W.A.	Light.
oxide	1½ ♏	0 100		Alkaloids.
oxide	⅓o gr.	0 002	sl.W.	
Arsphenamine	6½ grs	0 400	W.A.S.	Exposure to air.
Asafetida	6 grs.	0 400	A.	
emuls	4 ℥	15 000		
tinct	15 ♏	1 000	Mens 95%A	Water.
Asarum, Syr	1 ℥	4 000		
Asclepias, fidext	30 ♏	2 000	Mens 49%A.	
Aspidium, fidext	1 ℥	4 000	95%A	Water
oleores	60 grs.	4 000		One dose only!
Aspidosperma, fidext	1 ℥	4 000	Mens.64%A	
Aspirin	5 grs.	0 300	vy.A.E.C	Decomp. by W., alkalis.
Atophan	8 grs.	0 500	A. alkalis.	
Atoxyl	1 gr.	0 065	vy.W	
Atropine sulph	⅓₁₂o gr.	0 0005	vy.W A.G	Alkalis, iodides, tannin.
Balmony, fidext	30 ♏	2 000	Mens.49%A.	
Balsam, Canada poplar buds, fidext	½ gr	0 300	m.A.	
	30♏	2 000	Mens 95%A.	Water

PHYSICIAN'S DOSE TABLE

Remedies	Dose Apoth.	Dose Metric	Solubility	Important Incompatibilities
Baptisia, fidext	15 ♏	1 000	Mens.72%A.	Water.
Barberry, fidext	30 ♏	2 000	Mens.49%A.	
Barbital	8 grs.	0 500	sl.W.A.C.	dex. alkalis.
Barbital, soluble	8 grs.	0 500	W.	
Basham's Mixture	4 ℥	15 000		Alkalis, heat.
Bayberry, fidext	8 ♏	0 500	Mens.49%A.	
Beef & Iron, Elixir	2 ℥	8 000		
Belladonna leaves, fidext	1 ♏	0 050	Mens.72%A.	Alkalis, iodides, tannin.
leaves, ext	¼ gr.	0 015		Alkalis, iodides, tannin.
leaves, tinct	10 ♏	0 600	Mens.49%A.	Alkalis, iodides, tannin.
root, fidext	¾ ♏	0 045	Mens.80%A	Alkalis, iodides tannin.
ext	⅙ gr.	0 010		Alkalis, iodides, tannin,
Benzaldehyde	½ ♏	0 030	A.E.C.O	
Benzocaine	5 grs.	0 300	A E.C.acids	Tannin, iodine.
Benzoin, tinct	15 ♏	1 000	Mens.95%A.	Water.
comp. tinct	30 ♏	2 000	Mens.95%A.	Water.
Benzosulphinid	½ gr.	0 030	A. alkalis	
Benzyl Benzoate	5 ♏	0 300	A.C.E.	
sucanate	10 grs.	0 600		
Berberis, fidext	30 ♏	2 000	Mens.49%A.	
Berberine salts tonic	½ gr	0.030		
antiper	12 grs.	0 750	sl.W.	Mineral acids.
Beta-eucaine	2–10%	solu.		Alkalis.
Beta naphthol	4 grs.	0 250	vy.A.C E.O. m.G.	
Bismuth citrate	2 grs	0 125		Acids.
betanaphtholate	15 grs.	1 000		Mineral acids.
Bismuth emetine iodide	3 grs	0 200	insol	Alkalis.
milk of	1 ℥	4 000		Acids.
elixir of	1 ℥	4 000		Acids.
subcarb	15 grs.	1 000		Acids.
subgallate	15 grs.	1 000	Alkali solu.	
subnitrate	15 grs.	1 000		Water decomposes slowly.
subsalicylate	15 grs.	1 000	Alkali solu.	
& ammon cit	2 grs.	0 125	vy.W.	Acids.
Bitter almond, oil	½ ♏	0 030		
spirit	8 ♏	0 500		
fidext	15 ♏	1 000	Mens.72%A.	
tinct	1 ℥	4 000	Mens.60%A.	
Bittersweet, fidext	1 ℥	4 000	Mens.49%A.	
Blackberry root, fidext	15 ♏	1 000	Mens.49%A.	
Blue flag, fidext	30 ♏	2 000	Mens.95%A.	Water.
Boldo, fidext	8 ♏	0 500	Mens.95%A.	
Brayera	½ ℥	15 000		
infusion	8 ℥	250 000		
Brometone	5 grs.	0 300	A.E.C.	
Bromides, elixir of five	1 ℥	4 000		
Bromides, elixir of three	1 ℥	4 000		

Remedies	Dose Apoth.	Dose Metric	Solubility	Important Incompatibilities
Bromides, syr	1 ʒ	4 000		
Bromipan 10%	1 ʒ	4 000	insol.	
Bromoform	3 ♏	0 200	A.E.C. oils	Alkalis, light.
Bromural	5 grs.	0 300	hot W.	Acids.
Brown mixture	1 ʒ	4 000		Acids.
Bryonia, fldext	15 ♏	1 000	Mens.95%A.	Water.
tinct	1 ʒ	4 000	Mens.95%A.	Water.
Buchu, fldext	30 ♏	2 000	Mens 95%A.	Water.
comp. fldext.	30 ♏	2 000	Mens.64%A.	
elixir	1 ʒ	4 000		
elixir pot. acet	1 ʒ	4 000		
elixir jump & pot. acet	1 ʒ	4 000		
elixir co.	1 ʒ	4 000		
Buckthorn berries, fldext	15 ♏	1 000	Mens.49%A.	
Burdock, fldext	30 ♏	2 000	Mens.49%A.	
Butychloral hydrate	15 grs.	1 000	vy.A.G E.W	Alkalis
Butyn	2–5%	solution		
Cactus grandif tinct	15 ♏	1 000	Mens 95%A.	Water.
Caffeine	2½ grs.	0 150	sl.W.A.	
Caffeine citrated	5 grs.	0 300	m.W.A.	
efferv	1 ʒ	4 000	W.	
sodio-benzoate	5 grs.	0 300	vy W.sl.A.	Mineral acids.
hypodermic	3 grs.	0 200		
sodio-salicylate	5 grs.	0 300	W.	Acids.
hypodermic	3 grs.	0 200		
Cajuput, oil of	8 ♏	0 500		
Calamus, fldext	15 ♏	1 000	Mens.72%A.	Water.
Calcium bromide	15 grs.	1 000	vy.W.A.	Alkalis, oxalates
elixir	1 ʒ	4 000		
carbonate	15 grs.	1 000		Acids
chloride	15 grs	1 000	vy.W.A.	Deliquescent.
glycerophos	5 grs.	0 300	sl.W.	Alkalis.
hydroxide solu.	4 ʒ	15 000		Acids, heat.
hypophosphite	8 grs.	0 500	m.W.	
syr	1 ʒ	4 000		
iodide, syr	30 ♏	2 000		Light and air (in solu.)
iodobehenate	8 grs.	0 500		
lactate	15 grs.	1 000	m.W.	
lactophosphate	8 grs.	0 500	m.W.	Alkalis.
elixir	2 ʒ	8 000		
syr	2½ ʒ	10 000		
syr. w. iron	1 ʒ	4 000		
phenolsulphonate	8 grs.	0 500	W.	
phosphate	15 grs.	1 000	insol.	
sulphide	1 gr.	0 060	sl.W.	Acids.
Calcreose	10 grs.	0 600		
Calomel & Jalap, pulv.	10 grs.	0.600		
Calumba, fldext	30 ♏	2 000	Mens.80%A.	
tinct	1 ʒ	4.000	Mens.60%A.	
Camphor, mouth	3 grs	0.200		
hypo	3 grs.	0 200	vy.A.E.C.O. etc.	Chloral, phenol, menthol, etc.
mixture	2 ʒ	8.000		
monobromated	2 grs.	0.125	m.A.E.C.	Chloral, salol, thymol.

PHYSICIAN'S DOSE TABLE

Remedies	Dose Apoth.	Dose Metric	Solubility	Important Incompatibilities
Camphor				
spirit	15 ♏	1 000		Water.
water	2½ ʒ	10 000		Soluble salts.
Cannabis, fldext	1½♏	0 100	Mens.95%A.	Water.
ext	⅙ gr.	0 010		
tinct	12 ♏	0 750	Mens.95%A.	Water.
Cantharides, tinct	1½ ♏	0 100	Mens.95%A.	Water. Alkalis.
Cantharidin	½00 gr.	0 003	C.A.	Alkalis.
Capsicum, fldext	1 ♏	0 060	Mens.90%A.	Water.
oleores	¼ gr.	0 015		
tinct	8 ♏	0.500	Mens.90%A.	Water.
& myrrh, tinct	30 ♏	2.000	Mens.90%A.	Water.
Carbolic acid. See Phenol.				
Caraway, oil of	1½ ♏	0 100	A.E.C.	
Carbon tetrachloride	40 ♏	2 500		
Carbromal	8 grs.	0 500		
Cardamom, fldext	15 ♏	1 000	95%A.	Water.
tinct	30 ♏	2 000	Mens.49%A.	
tinct. co	1 ʒ	4 000	Mens.49%A.	
Cascara sagrada, fldext	15 ♏	1 000	Mens.W. (24%A.)	
arom., fldext	30 ♏	2 000	Mens.W. (24%A.)	Acids.
elixir	1 ʒ	4 000		
fld glycerate	15 ♏	1 000		
ext	5 grs.	0 300		
Cascarilla, fldext	30 ♏	2 000		
Cascarin	3 grs.	0 200	m.W.	
Cassia, oil of	1½ ♏	0 100		
Cassia fistula	1 ʒ	4 000		
Castor oil	4 ʒ	15 000		
emulsion	12 ʒ	45 000		
Cathartic elixir, comp	3 ʒ	12 000		
Catnep, fldext	1 ʒ	4 000	Mens.42%A.	
Catnep & Fennel, Elixir for infants	8 ♏			
Caulophyllum, fldext	8 ♏	0 500	Mens.72%A.	
Celery seed, fldext	30 ♏	2 000	Mens.95%A.	Water.
Cereus grandif, tinct	15 ♏	1 000	Mens 95%A.	Water.
Cerium oxalate	3 grs.	0 200	insol.	
Chamomile, fldext	30 ♏	2 000	Mens.40%A.	
Charcoal	15 grs.	1 000		Acids.
Chalk & opium pulv. arom	15 grs.	1.000		
Chalk mixture	4 ʒ	15.000		Acids.
Chaulmoogra oil	15 ♏	1.000		
Chelidonium, fldext	30 ♏	2.000	Mens.49%A.	
Chenopodium, fldext	30 ♏	2 000	Mens.64%A.	Water.
oil	15 ♏	1 000		
Chestnut leaves, fldext	1 ʒ	4 000	Mens.W.	
Chimaphila, fldext	30 ♏	2.000	Mens.49%A.	
Chinoidin	8 grs.	0 500	A.C.Acids.	Alkalis, tannin, iodides.
Chionanthus, fldext	30 ♏	2.000	Mens.72%A.	Water.

Remedies	Dose Apoth.	Dose Metric	Solubility	Important Incompatibilities
Churata, fidext	15 ♏	1 000	Mens.49%A.	
Chloral hydrate ..	8 grs.	0 500	vy.A.W.G.O.	Alkalis, alcohol in excess.
mixture	1 ℥	4 000		
Chloralamide	15 grs.	1 000	m.W vy A E.C G	Alkalis, heat
Chloralformamide	15 grs.	1 000	m.W.vy.A. E.C.G.	W alkalis
Chloralose ..	10 grs.	0 650	A.E.C.	
Chlorbutanol ...	10 grs.	0 650	sl.W.G A.E.C	Alkalis.
Chloretone	10 grs.	0 650	sl.W G.m.A. E.C.	Alkalis.
Chlorides, elixir of	1 ℥	4 000		
Chlorine water .	1 ℥	4 000		Air, reducing agents.
Chlorodyne	30 ♏	2 000		
Chloroform .	5 ♏	0 300	A.E.vy sl W	Light.
anodyne .	30 ♏	2 000		
emulsion .	2 ℥	8 000		
spirit	30 ♏	2 000		
water . .	4 ℥	15 000		
& morphine mixt.	30 ♏	2 000		
Chloroxyl .	8 grs.	0 500		
Cimicifuga, fidext	15 ♏	1 000	Mens.95%A	Water.
ext. . .	4 grs.	0 250		
tinct ...	1 ℥	4 000	Mens.95%A.	Water.
Cinchona, ext .	4 grs.	0 250		Alkalis, iodides, tannin
fidext	15 ♏	1 000	Mens.76% A	Alkalis, iodides, tannin.
tinct	1 ℥	4 000	Mens.64%A	Alkalis, iodides, tannin.
comp. tinct .	1 ℥	4 000	Mens.64%A	Alkalis, iodides, tannin.
elixir .	2 ℥	8 000		
Elixir. w strychnine	1 ℥	4 000		
Cinchonidine sul .	2½ grs.	0 150	m.W.A	Alkalis, iodides, tannin.
Cinchonine sul	2½ grs.	0 150	m.W.A.	Alkalis, iodides, tannin.
Cinchophen .. .	8 grs.	0 500	alm. insol.	Alkalis.
Cinnaldehyde	1½ ♏	0 100		
Cinnamon, fidext	4 ♏	0 250	Mens.82%A	Iron salts.
oil . .	1½ ♏	0 100		
spirit	15 ♏	1 000		Water
tinct .	30 ♏	2.000	Mens.64%A	
water . . .	4 ℥	15 000		
Clemens' solution, arsenic ..	3 ♏	0 200		
Clove, fidext .	4 ♏	0 250	Mens.80%A.	Water
oil	1½ ♏	0 100		
Coca, fidext	30 ♏	2 000	Mens.49%A.	Not reliable.
Cocaine hydrochlor	¼ gr.	0 015	vy W.A.G	Alkalis, iodides, tannin.
Cocillana, fidext .	15 ♏	1 000	Mens.49%A.	
Codeine phosph . .	½ gr.	0.030	vy.W.sl.A.	Iodides, tannin.
sulph	½ gr.	0 030	m.W.sl.A.	Iodides, tannin.
syrup	1 ℥	4 000		
Cod liver oil	2½ ℥	10 000		
emulsion	4 ℥	15.000		
Coffee, fidext.... .	30 ♏	2 000	Mens.32%A.	
Cola, fidext.....	1 ℥	4 000	Mens.64%A.	Water.

Remedies	Dose Apoth.	Dose Metric	Solubility	Important Incompatibilities
Colahn . ..	¼ gr.	0 015	A. Alkalis.	
Colchicum corm . fidext . ..	4 ♏	0 250	Mens.64%A.	Tannin, iodides
ext	1 gr.	0 060		Tannin, iodides.
tinct	10 ♏	0 600		
seed, fidext .	3 ♏	0 200	Mens.64%A.	Tannin, iodides.
tinct . ..	30 ♏	2 000	Mens.60%A.	Tannin, iodides.
wine	30 ♏	12 000		Tannin, iodides.
Colchicine	⅟₁₂₀ gr.	0 005	m.W vy.A.C. W.	Iodides, tannin. Light & str acids.
Colocynth, ext ..	½ gr.	0 030		
comp. ext	4 grs.	0 250		
fidext .	1½ ♏	0.100		
Coltsfoot leaves, fidext . .	1 ℥	4 000	Mens.40%A.	
Composition powd.	15 grs.	1 000		
Condurango, fidext	1 ℥	4 000	Mens.49%A.	
Conium, extract	½ gr.	0 030		
Conine mur	⅟₂₀ gr.	0 002	W A.	Iodides, tannin.
Convallaria, fidext	8 ♏	0 500	Mens.64%A.	Water.
Copaiba	15 ♏	1 000		
mixt	2 ℥	8 000		Acids.
mixt. w. opium	1 ℥	4 000		
mass	15 grs.	1 000		Acids.
Copper acetate	¼ gr	0 008	W A.	Ammonium salts.
arsenite	⅟₁₀₀ gr.	0 0006	sl W.	
citrate	⅛ gr.	0 004		
sulph .. .	(Emet) 4 grs.	0.250	vy W G	Ammonium salts.
Coptis, fidext .	30 ♏	2 000	Mens.49%A.	
Coriander, fidext	8 ♏	0 500	Mens 95%A.	Water.
oil ..	1½ ♏	0 100		
Cornsilk fidext	1 ℥	4 000	Mens.49% A.	
Cornus, fidext	30 ♏	2 000	Mens.49%A	
Corydalis, fidext	10 ♏	0 600	Mens.72%A.	Water.
elixir co	1 ℥	4 000		
Cotarnine mur .	1 gr.	0 060	W.A.	Alkalis, tannin.
Cottonroot bark, fidext . .	30 ♏	2 000	Mens.95%A.	Water.
Creosote . . .	4 ♏	0 250	A E.C O	
carbonate . .	15 grs	1 000	A.E.C.O.	Alkalis.
water . ..	2½ ℥	10 000		
Cresol ..	1 ♏	0 060	sl.W.vy.A. E.C	
Croton chloral hyd	10 grs.	0 650	W.G C.	
Croton oil ..	1 ♏	0 050		Use cautiously!
Cubeb, fidext .	30 ♏	2 000	Mens.95%A.	Water
oil	8 ♏	0 500		
oleores .	8 grs.	0 500		
tinct .	1 ℥	4 000	Mens.95%A.	Water.
Curare (hypoderm)	⅟₁₂ gr.	0 005	W.A.	
Cusso. See Brayera.				
Cypripedium, fidext	15 ♏	1 000	Mens.49%A.	
Damiana, fidext .	30 ♏	2 000	Mens.72%A.	Water.
Dandelion. See Taraxacum.				
Dermatol . . .	8 grs.	0 500	Alkalis.	Mineral acids.
Diastase	8 grs.	0 500	W.	Heat, antiseptics, acids alkalis.

Remedies	Dose Apoth.	Dose Metric	Solubility	Important Incompatibilities
Diacetyl morphine (salts)	½₀ gr.	0 003	vy.W.A.	Alkalis, iodides, tannin.
Digalen	15 ♏	1 000		Alkalis, tannin.
Digitalis, ext	¼ gr.	0 015		Tannin.
fldext	1½ ♏	0 100	Mens.80%A	Tannin.
infusion	1½ ℥	6 000		Tannin.
tinct	15 ♏	1 000	Mens.72%A.	Tannin.
Digitalin, German, Merck	½₀ gr.	0 002	W A.	Alkalis, tannin
French, Merck	½₀₀ gr.	0 0005	A.E C.	Alkalis, tannin.
Nativelle	½₅₀ gr	0 0004	W A.	Alkalis, tannin.
Digitoxin	½₂₅₀ gr.	0 00025	A.C.	Alkalis, tannin
Dionin	½ gr.	0 030	W A.	Alkalis, iodides, tannin.
Dioscorea, fldext	1 ℥	4 000	Mens.76%A	Water
Donovan's solution	1½ ♏	0 100		Alkalis, alkaloids
Dover's powder	5 grs.	0 300		
Drosera, fldext	1 ℥	4 000	Mens 64%A.	Water
Dulcamara, fldext	1 ℥	4 000	Mens.49%A.	
Duotal. See Guaiacol Carb.				
Echinacea, fldext	15 ♏	1 000	Mens.76%A.	Water.
Elaterin	½₀ gr	0 003	sl.A.C.E.	
Elecampane, fldext	30 ♏	2 000	Mens 72%A.	Water
Ellagic acid	5 grs.	0 300	Insol.	Alkalis.
Emetine hydrochlor	½ gr.	0 020	vy.W.A.	Alkalis, iodides, tannin.
Emetine Bismuth iodide	3 grs.	0 200	Insol.	Alkalis
Epinephrin	½₂₀ gr.	0 0005	Acids.	Iron, alkalis
Ergot, ext.	3 grs.	0 200		
fldext	30 ♏	2 000	Mens 64%A.	
tinct	1 ℥	4 000		
Ergotin	3 grs	0 200	W Dil A	
Ergotinine citrate	½₅₀ gr	0 0004	W.	Alkalis.
Erigeron, oil	15 ♏	1 000		
Eriodictyon, fldext	15 ♏	1 000	Mens 76%A.	Water (Sol in alkalis)
elixir arom	1 ℥	4 000		
syr	2 ℥	8.000		Acids.
Erythrol tetranitrate	½ gr.	0 030	A.	Alkalis, explosive.
Eserine salicylate	½₀ gr	0 002		Alkalis, iodides, tannin.
Ether	15 ♏	1 000	vy.A.C.Oils	
spirit	1 ℥	4 000		
spirit comp	1 ℥	4 000		
spirit nitrous	30 ♏	2 000		Water, iodides, oxidizing agents.
Ether, acetic	15 ♏	1.000		Alkalis.
Ethyl aminobenzoate	5 grs.	0 300	A.C.E. Acids	Tannin, iodides
Ethyl carbamate	15 grs.	1 000	v.s.W.A.G.E. C.	Alkalis.
Ethyl chaulmoograte	15 ♏	1.000	A.C.E	Alkalis.
Ethyl morphine chloride	¼ gr.	0 015	m.W A.	Alkalis, alkaloid pptnts.

PHYSICIAN'S DOSE TABLE

Remedies	Dose Apoth.	Dose Metric	Solubility	Important Incompatibilities
Eucaine, beta	2–10% sol		W.A.	Alkalis, alk, pptnts.
Eucalyptol	5 ♏	0 300	A.E.C.O.	
Eucalyptus, fldext	30 ♏	2 000	Mens.72%A.	Water.
oil	8 ♏	0 500		
Eugenol	1½ ♏	0.100	A.E.C.O.	
Euonymus, ext	2 grs.	0 125		
fldext	8 ♏	0 500	Mens.76%A.	Water
extract	2 grs.	0 125		
Eupatorium, fldext	30 ♏	2 000	Mens.49%A.	
Euphorbia, fldext	30 ♏	2 000	Mens.49%A.	
elixir co.	1 ℥	4 000		
Euquinine tonic	1½ grs	0 100	Sl.sol.	
antimalarial	15 grs.	1 000		
Exalgin	4 grs.	0 250	A.	
Fennel, oil	1½ ♏	0 100		
water	4 ℥	15 000		
Fermented milk	8 oz.	250		
Ferratin	8 grs.	0 500	Alkaline sol.	Acids
Ferric salts See Iron				
Ferropyrin	10 grs	0 650	W.A.	Alkalis.
Ferro-sajodin.	10 grs.	0 600	Insol.	
Ferrous salts. See Iron.				
Fig. syrup of	1 ℥	4 000		
Filicic acid	10 grs	0 650	A.	
Formic acid	5 ♏	0 300		Mineral acids.
Fowler's solu	3 ♏	0 200		Iron, salts, mineral salts.
Frangula, fldext	15 ♏	1 000	Mens.W. (24%A.)	
Fringe-tree. See Chionanthus				
Fucus, fldext	10 ♏	0 600	Mens.72%A.	Water.
Galangal, fldext	15 ♏	1 000	Mens 95%A.	Water.
Galega, fldext	1 ℥	4 000	Mens.49%A.	
Galla tinct	1 ℥	4 000	Mens 90%A.	Iron prepa.
Gambir comp, tinct	1 ℥	4 000	Mens 49%A.	Iron prepa.
comp powd	15 grs.	1 000		
Gamboge	2 grs.	0 125	A.	
Garlic, syr	1 ℥	4 000		
Gaultheria, oil	12 ♏	0 750		
Gelsemium, fldext	½ ♏	0 030	Mens.76%A.	Alkalis, iodides, tannin.
ext	⅛ gr.	0 010		
tinct	4 ♏	0 250	Mens 62%A.	
Gelsemine	½₀₀ gr	0 0006	A.E.C.	Alkalis, tannin, iodides.
Gentian, elixir	1 ℥	4 000		
ext	4 grs	0.250		Darkens w. iron.
fldext	15 ♏	1 000	Mens.49%A.	Darkens w. iron.
glycer. elix	2 ℥	8 000		
& iron, elixirs	1 ℥	4 000		
infus. co	4 ℥	15 000		
tinct. co	1 ℥	4.000	Mens.49%A.	
Geranium, fldext	15 ♏	1.000	Mens.60%A.	
Ginger, fldext	8 ♏	0 500	Mens.95%A.	Water.

Remedies	Dose Apoth.	Dose Metric	Solubility	Important Incompatibilities
Ginger, oleoresin	½ gr.	0.030		
syrup	2½ ʒ	10 000		
tinct	30 ♏	2 000	Mens.95%A.	
Glands, suprarenal thyroid, dried	4 grs.	0 250		
	1 gr.	0 060		
Glonoin, spirit	1 ♏	0 050		Alkalis, water
Gluside	½ gr.	0.030	Alkalis.	
Gluside, soluble	½ gr.	0 030	W.	
Glycerin	1 ʒ	4.000	W.A.	
Glycerophosphates, elixir of	2 ʒ	8.000		Alkalis.
elix, calc. & sod	1 ʒ	4 000		
Glyceryl trinitrate	¹⁄₁₀₀ gr.	0 0006		Alkalis, water.
spirit	1 ♏	0 050		Alkalis, water.
Glycyrrhiza, elixir	2 ʒ	8 000		Acids.
fidext	30 ♏	2.000	Mens. W. (24%A.)	Acids.
mixt. comp	1 ʒ	4 000		Acids
pulv. comp	1 ʒ	4 000		
Glycyrrhizin ammon	4 grs.	0.250		Acids.
Gold & arsenic bromide solu	3 ♏	0 100		
Gold & sod. chlorid	¹⁄₁₂ gr.	0 005	vy.W.	Organic solutions.
Goldenseal. See Hydrastis				
Gossypium, fidext	30 ♏	2 000	Mens.95%A.	Water.
Granatum, fidext.	30 ♏	2 000	Mens.49%A.	
Griffith's mixt	4 ʒ	15 000		Acids.
Grindelia, fidext.	30 ♏	2 000	Mens.72%A.	Acids (sol. in alkalis.)
Guaiacol	8 ♏	0.500	A.E.C G	
benzoate	5 grs.	0.300	A.	Alkalis.
carbonate	15 grs.	1 000		Alkalis.
cinnamate	15 grs.	1 000	A C.	Alkalis.
Guaiac, resin	15 grs.	1 000		
tinct	1 ʒ	4 000	Mens.95%A.	Water (sol. in alkalis.)
ammon tinct	30 ♏	2 000		
comp. tinct	1 ʒ	4 000	Mens.49%A.	
Guaiamar	10 grs.	0 650	W.G.A.C	Alkalis. str. acids.
Guarana, fidext	30 ♏	2 000	Mens.72%A	Water, tannin.
elixir	1 ʒ	4 000		
& celery, elixir	2 ʒ	8 000		
Gujasanol	30 grs.	2.000	W.A.	
Gynoval	5 grs.	0 300	A.E.C.	
Hematoxylon, ext	15 grs.	1 000		
fidext	30 ♏	2.000	Mens.32%A	Iron salts.
Hamamelis, fidext.	30 ♏	2.000	Mens.32%A.	Iron salts, alkaloids.
Helianthemum, fidext	1 ʒ	4 000	Mens.49%A.	
Helonias, fidext	30 ♏	2.000	Mens.49%A.	
Hellebore. See Veratrum.				
Helmitol	10 grs.	0.650	W	Acids, alkalis.

PHYSICIAN'S DOSE TABLE

Remedies	Dose Apoth.	Dose Metric	Solubility	Important Incompatibilities
Helonias, fidext	30 ♏	2 000	Mens.49%A.	
elixir co	1 ʒ	4 000		
Hemogallol	5 grs.	0 300	Insol.	Acids.
Heroin hydrochlor	¹⁄₂₀ gr.	0.003	vy.W.m.A.	Alkalis, iodides, tannin
Hexamethylenamine	4 grs.	0 250	vy.W.m.A.	Acids, tannin, merc. chloride.
Holadin	3 grs.	0 200	W.	Acids.
Holocaine	1% solu.		W.	Alkalis, alkdl. pptnts.
Homatropine hydrobrom	¹⁄₁₂₀ gr	0 0005	W.	Alkalis, iodides, tannin.
Honey of rose	1 ʒ	4 000		
Hop. See Humulus				
Horsenettle, fidext	1 ʒ	4 000	Mens.64%A	Water.
Humulus, elixir of	2 ʒ	8 000		
fidext	30 ♏	2 000	Mens.60%A.	Water.
tinct	1 ʒ	4 000	Mens.49%A.	
Hydrangea, fidext	30 ♏	2 000	Mens.60%A.	
& lithia, elixir	1 ʒ	4 000		
Hydrastis, ext	8 grs.	0 500		Alkalis, iodides, tannin.
elixir co	1 ʒ	4 000		
fidext	30 ♏	2 000	Mens.64%A.	Alkalis, iodides, tannin.
glycerite	30 ♏	2 000		Alkalis, iodides, tannin.
tinct	1 ʒ	4 000	Mens.64%A.	Alkalis, iodides, tannin.
Hydrastine chlorid	¹⁄₆ gr.	0 010	m.W.A.	Alkalis, iodides, tannin.
comp solu	1 ʒ	4 000		Alkalis, iodides, tannin.
Hydrastinine chloride	½ gr.	0 030	vy.W.A.	Alkalis, iodides, tannin.
Hydrogen peroxide	1 ʒ	4 000		Alkalis, reducing agts.
Hyoscyamus, ext.	⅚ gr	0 050		Alkalis, iodides, tannin.
fidext	3 ♏	0 200	Mens.72%A.	Alkalis, iodides tannin
tinct	30 ♏	2 000	Mens.49%A.	Alkalis, iodides, tannin.
Hyoscine bromide	¹⁄₁₂₀ gr.	0 0005	W.	Alkalis, iodides, tannin.
Hyoscyamine chlorid	¹⁄₁₀₀ gr.	0 0006	vy.W.A.	Alkalis, iodides, tannin.
Hypophosphites, calc & sod. syr.	1 ʒ	4.000		
comp. solu	1 ʒ	4.000		
syrup	2½ ʒ	10 000		
syr. co	2 ʒ	8 000		
Hypophysus, desiccat	½ gr.	0.030		
solu	15 ♏	1.000		Alkalis.

Remedies	Dose Apoth.	Dose Metric	Solubility	Important Incompatibilities
Ichthyol	5 ℥	0.300	W.G.	Acids.
Ignatia, ext.	½gr.	0 030		Alkalis, iodides.
fldext.	1½ ℥	0 100	Mens 82%A.	Alkalis, iodides.
tinct	15 ℥	1 000	Mens.82%A.	Alkalis, iodides.
Iletin	5–10 units			
Ingluvin	8 grs.	0.500	W.	Alkalis.
Insulin	5–10 units			
Iodalbin	5 grs.	0 300	Alkaline sol.	
Iodine	⅙ gr	0.010	A.E.C.G.	Alkalis, reducing agts.
solu	3 ℥	0 200		
tinct.	1½ ℥	0 100		Alkalis, reducing agts.
Iodipin	30 grs.	2 000		
Iodo-casein	10 grs.	0 650	Insol.	Decomp alkalis
Iodoform	4 grs	0 250	sl.A.G.O.C.E	
Iodoform	4 grs.	0 250	sl.A.E.O.	
Iodotannin, syrup	1 ℥	4.000		Iron salts.
Ipecac, fldext., expect	1 ℥	0 500	Mens.40%A.	Alkalis, iodides, tannin.
fldext., emet	15 ℥	1 000		Alkalis, iodides, tannin.
syr., expect	12 ℥	0 750		Alkalis, iodides, tannin.
emet	4 ℥	15 000		
powder with opium	5 grs.	0 300		
& opium, syr.	1 ℥	4 000		
tinct. with opium	8 ℥	0 500	Mens.49%A.	Alkalis, iodides, tannin.
tinct	15 ℥	1 000		Alkalis, iodides, tannin
Ipomœa, resin	3 grs.	0 200		
Iron, dialyzed	30℥	2 000		Acids, alkalis, salts
reduced	1 gr.	0 060		
acetate, solu	5 ℥	0 300		
albuminate	5 grs.	0 300	W.	Acids.
albuminate solu	2 ℥	8 000		Acids
arsenite, solu	½ gr.	0 030	W.	
benzoate	2 grs.	0 125	O.	
bromide, syr	1 ℥	4 000		Oxidising agts.
cacodylate	3 grs.	0 200	W.	
carb. sacch	4 grs.	0 250		Acids.
carb. mass	4 grs.	0.250		
chloride, cryst	1 gr.	0 060	vy.W.A.	
chloride, syr	1 ℥	4.000		Oxidising agts.
chloride, solu	1½ ℥	0 100		Alkalis.
chloride, tinct	10 ℥	0.600		Tannin, salicylates, alkalis.
chloride, ethereal tinct	30 ℥	2.000		
citrochlorid inct	10 ℥	0 600		
citrate	4 grs.	0.250	vy.W.	
solu	10 ℥	0.600		
glycerophosph	3 grs.	0 200	vy.W.	Alkalis.
hypophosph	3 grs.	0.200		

Remedies	Dose Apoth.	Dose Metric	Solubility	Important Incompatibilities
Iron, hypophosph elixir	1 ℥	4 000		
syr	1 ℥	4.000		
iodide syr	15 ℥	1 000		Air, oxidising agts.
lactate	5 grs.	0 300	sl.W.	
elixir	1 ℥	4 000		
syr	1 ℥	4 000		
malate, ext.	10 grs.	0 650	W.	
malate, tinct	1 ℥	4 000		
oxide, sacch	30 grs.	2 000		
oxide, sacch syr	1 ℥	4 000		
peptonate solu	2 ℥	8 000		Acids.
phosphate	4 grs.	0 250	vy.W	Alkalis.
elixir	1 ℥	4 000		
protochlor solu	10 ℥	0 600		
oxychlorid. solu	30 ℥	2 000		Alkalis salts
pyrophosph.	4 grs.	0 250	vy.W.	
elixir	1 ℥	4 000		
salicylate, sol	2 ℥	8 000		
subsulph. solu	3 ℥	0 200		
sulphate	1½ grs.	0 100	vy.W.	
sulphate exsic	1 gr.	0 060		
valerate	8 grs.	0 500	insol.	
& ammon. acet	4 ℥	15 000	vy W	
& ammon. cit	4 grs.	0 250	vy.W	
& ammon. tart	4 grs.	0 250	vy.W.	
& potass. tart	4 grs.	0 250	vy W.	
& quin. cit	4 grs.	0.250	m.W.	
quin. & strych elix	1 ℥	4.000		
quin. & strych syr	1 ℥	4 000		
& strych cit	2 grs	0 125	vy W.	
Isoform	60 grs.	4.000		
Jaborandi, fldext	30 ℥	2 000	Mens.49%A.	
Jalap, fldext	15 ℥	1 000	Mens.95%A.	Water.
resin	2 grs.	0 125	A.	
pulv. comp	30 grs.	2 000		
tinct	1 ℥	4.000		
tinct. comp	1 ℥	4 000	Mens.64%A.	Water.
Jambul, fldext	5 ℥	0 300	Mens.46%A.	Water.
Juglans, fldext	1 ℥	4 000	Mens.49%A.	
Juniper, fldext	1 ℥	4 000	Mens.49%A.	
oil	1½ ℥	0 100		
Kamala, fldext	1 ℥	4 000		
Kava kava, fldext	15 ℥	1 000	Mens.60%A.	
Kino, tinct	1 ℥	4 000	Mens.49%A.	Iron salts.
Kola, fldext	1 ℥	4 000	Mens.64%A.	Tannin, iodides.
Koumyss	8 ℥	250 000		
Krameria, ext	3 grs.	0 200		
fldext	15 ℥	1 000	Mens.49%A.	Iron salts, alkalis.
fldglycer	15 ℥	1.000		
syr	1 ℥	4 000		Iron salts, alkalis.
tinct	1 ℥	4.000		Iron salts, alkalis.
Lactucarium, tinct.	30 ℥	2.000	Mens.49%A.	
syr	2½ ℥	10.000		

Remedies	Dose Apoth	Dose Metric	Solubility	Important Incompatibilities
Lappa, fidext	30 ♏	2 000	Mens.49%A	
Lavender, oil	1½ ♏	0 100		
spirit	30 ♏	2 000		
tinct. comp	30 ♏	2 000	Mens.72%A.	
Laxative species	20 grs.	1 300		
Lead, acetate	1 gr	0 060		Carbonates, alkalis
Leothin	4 grs.	0 250	A E.C	Decomp. by alkalis
Leptandra, ext	4 grs.	0 250		
fidext	15 ♏	1 000	Mens 49%A	
Licorice mixture compound	1 ℥	4 000		Acids
Lime water	4 ℥	15 000		Air acids.
Lithium benzoate	15 grs.	1 000	W A.	
bromide	15 grs.	1 000	vy W A E.	
elixir	2 ℥	8 000		
carbonate	8 grs.	0 500	sl.W	
citrate	8 grs.	0 500	vy W	
elixir	2 ℥	8 000		
citrate, efferv	120 grs.	8 000	W	
salicylate.	15 grs.	1 000	vy W A	
elixir	2 ℥	8 000		
Lobelia, fidext	1½ ♏	0 100	Mens 49%A.	Alkalis tannin, iodides
tinct	15 ♏	1 000	Mens 49%A	Alkalis, tannin, iodides
Lugol's solution	3 ♏	0 200		
Luminal	5 grs.	0 300	A.E.C.Alkah sol	
Lupuhn, fidext	8 ♏	0 500	Mens.95%A	Water
oleores	3 grs	0 200		
Mace	8 grs.	0 500		
Magnes. carb	45 grs.	3 000		Acids.
antacid	10 grs.	0 600		
laxative	2 ℥	8 000		
chloride	4 ℥	15 000	vy W A	Alkalis phosphates
citrate solu	12 ℥	350 000		Alkalis, phosphates
glycerophos	5 grs.	0 300	vy W	Alkalis phosphates
Magnes. milk of	2½ ℥	10 000		
antacid	1 ℥	4 000		
laxative	4 ℥	15 000		
mixt. w asaf	2 ℥	8 000		Acids.
oxide	30 grs.	2 000	vy sl.W	Acids.
antacid	4 grs.	0 250		
laxative	45 grs.	3 000		
peroxide	5 grs	0 300		
sulphate	4 ℥	15 000	vy W	Alkalis, phosphates
sulph. eff	240 grs.	16 000		Alkalis, phosphates
Malefern, oleores	1 ℥	4 000		Once a day only!
Malt ext	4 ℥	15 000		
& cod liv. oil	4 ℥	15 000		
Manaca fidext	15 ♏	1 000	Mens 72%A.	Water
elixir co	1 ℥	4 000		
Manganese citrate	3 grs.	0 200	m.W	Alkahs.
dioxide	4 grs.	0 250		
glycerophos	3 grs.	0 200		Alkalis.
hypophos	3 grs.	0 200	vy W	Alkahs
iodide, syr	1 ℥	4 000		
sulphate	3 grs	0 200	vy W	Alkalis.
Manna	4 ℥	15 000		

PHYSICIAN S DOSE TABLE

Remedies	Dose Apoth	Dose Metric	Solubility	Important Incompatibilities
Marrubium, fidext	30 ♏	2 000	Mens.49%A.	
Mastiche	30 grs.	2 000	A.E.C	
Mateo fidext	1 ℥	4 000	Mens.72%A.	Water
Matricaria, fidext	4 ℥	15 000	Mens 49%A.	
Medinal	5 grs.	0 300	W	Acids
Mel rosæ	1 ℥	4 000		
Melubrin	20 grs.	1 300	W	Alkalis.
Menthol	1 gr	0 060	A.E.C O	
Mercuric benzoate	1/20 gr	0 003	Sod.chlor.sol.	Acids.
chloride (corros)	1/15 gr	0 004	W A.G	Alkalis, alkaloids, borax
cyanide	1/10 gr	0 006	W A.	
iodide, red	1/15 gr	0 004	KI solu	Alkaloids
iodide yellow	1/6 gr	0 010		Iodides.
nucleate	1 gr	0 065	W	Mineral acids.
oxycyanide	1/20 gr	0 003	vy W	Mineral acids.
salicylate	1 gr	0 060	Alkali solu	Mineral acids
subsulph	1/4 gr	0 015	vy.sl.W	
succinimide	1/6 gr	0 010		
Mercurochrome	1 to 2 5	% solu		
Mercurosal	3/4 gr	0 050	W	Acids, met salts
Mercurous chloride (mild) lax	2½ grs.	0 150		
alt	1/4 gr	0 015		Alkalis, oxidising agts., bromides
iodide	1/6 gr	0 010		Iodides, oxidising agts
Mercury, with chalk	4 grs	0 250		
mass	5 grs.	0 300		
emuls. (Gray oil) (hypo)	1 ♏	0 060		
& potass. iodide, solu	3 ♏	0 200		
Methacetin	5 grs	0 300	A.C dil acids	
Methamine.	5 grs	0 300	W.A.	Acids
Methylene blue.	2½ grs	0 150	W	
Methyl salicylate	12 ♏	0 750	A.E C O	Alkahs.
Mitchella, fidext	30 ♏	2 000	Mens.49%A	
Morphine, salts of	1/6 gr	0 008		Tannin, iodides.
comp powd	8 grs.	0 500		
Muirapuama, fidext	30 ♏	2 000	Mens 76%A.	Water
Mullein, fidext	1 ℥	4 000	Mens.49%A	
Musk	4 grs.	0 250		
tincture	1 ℥	4 000	Mens.49%A.	
Mustard, emet	2½ ℥	10 000		
Mustard, oil	1/4 ♏	0 008		
Myristica	8 grs	0 500		
Myrrh.	8 grs.	0 500		
tinct	30 ♏	2 000	Mens.95%A.	Water
Naphthalin	15 grs.	1 000	A.C O	
Naphthol, beta-	4 grs.	0 250	A.E C O G	
benzoate	5 grs.	0 300	A.C G O	Alkalis.
salicylate	5 grs	0 300	E.C O	
Nargol	5-10% s	oi.		
Neoarsphenamine	9¾0 grs.	0 600	W	Air, heat, oxidation
Nitroglycerin	1/100 gr	0 0006	A.E.C	Alkalis, heat.

Remedies	Dose Apoth	Dose Metric	Solubility	Important Incompatibilities
Nitroglycerin ...				
spirit.. .	1 ♏	0 060		Alkalis, heat
Nosophen	5 grs	0 300	E C alkalis.	
Novargan . ..	1 gr.	0 065	W.	Heat, light.
Novaspirin . .	15 grs.	1 000	A.	W. alkalis.
Novatophan .	8 grs.	0 500	A.alkalis.	
Novocaine	4 grs.	0 250	W.	Alkalis, iodides, etc.
Nucleic acid . .	3 grs	0 200	Ammon. W	Acids.
Nuclein.. . .	10 grs.	0 650	Ammon. W.	
Nutmeg. . .	8 grs.	0 500		
oil	½ ♏	0 030	A.E O.	
Nux vomica, ext fidext	¼ gr.	0 015		
	1½ ♏	0 100	Mens 72% A.	Iodides, tannin, alkalis.
tinct	15 ♏	1 000	Mens.72% A	Iodides, tannin, alkalis.
Oil, castor . .	4 ℥	15 000	A E.C O	
emuls	12 ℥	50 000		
Oil, chaulmoogra	15 ♏	1 000		
Oil, cod-liver	2½ ℥	10 000		
emulsions	4 ℥	15 000		
Oil, croton	1 ♏	0 060	A	
Oil, olive	1 ℥	30 000		
Oil, turpentine	5 ♏	0 300	A.E C O	
emuls .	30 ♏	2 000		
Olive oil .	1 ℥	30 000		
Opium, powd	1 gr	0 060		Alkalis, iodides, tannin.
ext . . .	½ gr	0 030		Alkalis, iodides, tannin.
tinct .	10 ♏	0 600	Mens.49% A.	Alkalis, iodides, tannin
tinct w saffron	10 ♏	0 600		
tinct w. gambir	10 ♏	0 600		
camph. tinct	1 ℥	4 000	Mens 49% A.	
& chlorof. mixt.	30 ♏	2 000		
& rhubarb, mixt.	30 ♏	2 000		
Orange oil ...	1½ ♏	0 100		
Orthoform ..	10 grs.	0 650	A.C.	Heat, alkalis, iodides.
Osmic acid . ..	1-2% so	l.extern.	W.	Organic matter
Ouabain . .	½o gr.	0 003	W A.	Tannin.
Ovoferrin	2 ℥	8 000	W.	Alkalis.
Ovogal .	10 grs	0 650		
Oxgall, ext . .	6 grs.	0 400		
Oxyntin .	10 grs.	0 650	W.	Alkalis.
Oxyquinol in sulphate . .	5 grs.	0 300		
Panase	2 grs.	0 125	W	Acids, alkalis, A.
Pancreatin	8 grs.	0.500	W.	Acids, A.
solu	1 ℥	4 000		
Pankreon	10 grs.	0 650	Alkaline sol.	Acids.
Panopepton . .	2 ℥	8 000	W.	Alkalis A.
Papain	3 grs	0 200	W G.	
Paraformaldehyd .	8 grs.	0 500	W.	Tannin, gelatin, bases.
Papaverine salts	½ gr.	0 030	W.	Tannin.
Paraldehyde . .	30 ♏	2.000	A.E.C.Oils.	Acids.
Paratophan..	8 grs.	0 500	A.E.C.	Acids.

PHYSICIAN'S DOSE TABLE

Remedies	Dose Apoth	Dose Metric	Solubility	Important Incompatibilities
Pareira, fidext ..	30 ♏	2 000	Mens.49% A.	
Parsley	30 ♏	2 000	Mens 64% A.	Water.
oleoresin	8 ♏	0 500		
Passiflora, tinct .	15 ♏	1 000	Mens.49% A	
Pectoral mixt .	1 ℥	4 000		
Pectoral species .	1 ℥	4 000		
Pelletierine tannate	4grs.	0 250	A.	Alkalis, iodides.
Peppermint, oil .	1½ ♏	0 100		
spirit	15 ♏	1 000		Water.
water . .	4 ℥	15 000		
Pepper, oleoresin	½ gr.	0 030		
Pepsin .	8 grs.	0 500		Alkalis, tannin, strong acids.
elixir	2 ℥	8 000		
elixir w strych	1 ℥	4 000		
glycerite ..	45 ♏	3 000		
essence ..	2 ℥	8 000		Alkalis.
solution .	2 ℥	8 000		Alkalis.
saccharated .	15 grs.	1 000	W.	Alkalis.
Peptonoids, dry .	2 ℥	8 000		Acids.
liquid . .	½ ♏	15 000		Acids.
Peronine	½ gr.	0 020	W.A.	Alkalis, iodides.
Petrolatum, liquid	4 ♏	15 000		
emulsion	4 ℥	15 000		
Phenacetin.. .	5 grs.	0 300	A.C E.	
Phenazone . .	5 grs.	0 300	W A.C.	Nitrites.
Phenobarbital .	½ gr.	0 030	A.alkalis.	
Phenocoll hydrochlor . ..	10 grs.	0 650	W.	Alkalis.
Phenol ...	1 gr.	0 060		Iron salts, alcohol.
glycerite ..	5 ♏	0 300		Iron salts, alcohol.
Phenolphthalein .	1 gr.	0 060		Alkalis.
Phenolsulphonphthalein	⅒ gr.	0 006		Alkali sol.
Phenyl salicylate	5 grs	0 300	A E C O	Alkalis.
Phloridzin ..	5 grs.	0 300	Alkalis.	Acids.
Phosphates, acid solu.	1 ℥	4 000		
syrup of co .	1 ℥	4 000		Alkalis.
syr w quin. & strych .	1 ℥	4 000		
Phosphorus . .	1/100 gr.	0 006	C.vy sl.A.	Air.
elixir .	1 ℥	4 000		Air.
solution ..	10 ♏	0 600		Air, water.
Physostigma, ext	⅛ gr.	0 008		Alkalis, iodides, tannin.
fidext . .	1½ ♏	0 100	Mens.95% A.	Alkalis, iodides, tannin.
tinct	15 ♏	1 000	Mens.95% A.	Alkalis, iodides, tannin.
Physostigmine salts	⅓o gr	0.002	W.	Alkalis, iodides, tannin.
Phytolacca, fidext	1½ ♏	01 00	Mens.49% A.	
alterative ..	1½ ♏	0 100		
emetic	15 ♏	1 000		
Pichi, fidext . .	1 ℥	4 000	Mens.76% A.	Water.
Picrotoxin .	1/100 gr.	0 0006	A acids.	Tannin, iodides.
Pilocarpus, fidext.	30 ♏	2 000	Mens.64% A.	Alkaloids, iodides, tannin.
Pilocarpine (salts of)	1/12 gr.	0 005	W.	Alkaloids, iodides, tannin.

Remedies	Dose Apoth.	Dose Metric	Solubility	Important Incompatibilities
Pimenta, oil of.....	1½ ♏	0 100		
Pineal gland ...	½ gr.	0 030		
Piperazin.....	5 grs.	0 300	W.	Acetanilid, min. salts, tannin.
Piperidine guaiacolate	8 grs.	0 500	W.A.E.	
Piperin	5 grs.	0 300	A.E.C.	Iodides, tannin.
Pituitary substance	½ gr.	0 030		Alkalis.
solution	15 ♏	1 000		Alkalis.
Podophyllin ...	⅛ gr.	0 010	A.	
Podophyllum, extract..	¼ gr.	0 015		
fidext	8 ♏	0 500	Mens.95%A.	Water.
resin. ..	⅛ gr.	0 010		
Pomegranate, fidext	30 ♏	2 000	Mens.49%A.	
Pokeroot fidext..	1½ ♏	0 100	Mens.49%A.	
Poppy, syrup .	1 ℥	4 000		
Potass. acetate .	15 grs.	1 000	vy.W.A.G.	
elixir..... .	4 ℥	15 000		
arsenate solu ...	3 ♏	0 200		Acids.
bicarbonate ...	15 grs.	1 000	m.W.	Acids.
bitartrate .	30 grs.	2 000	vy.sl.W	
bromide	15 grs.	1 000	vy W.	Calomel.
elixir	2 ℥	8 000		
effervesc. co.	90 grs.	6 000		
carbonate .	4 grs.	0 025	vy.W.	Acids, alkaloids, mineral salts.
chlorate..	4 grs.	0 250	W.	Organic matter (dry).
citrate	15 grs.	1 000	vy.W.	
solu	4 ℥	15 000	W	Alcohol
efferv.	1 ℥	4 000	W.	
cyanide	¼ gr.	0 008	vy.W.	
dichromat	⅛ gr.	0.008	W.	
Potass. & sod. tartrate	2½ ℥	10 000	vy.W.	Acids.
ferrocyanide..	8 grs.	0 500	W.	
glycerophos ..	4 grs.	0 250	vy.W.	Alkalis.
hydroxid, solu	15 ♏	1 000	vy.W.	Acids.
hypophosph .	8 grs.	0 500	vy W m.A.	Oxidising agents.
iodide.....	5 grs.	0 300	vy.W G.sl A.	Tinct. iron, mercurous salts.
antiseptic	30 grs.	2 000		
iodide soln ...	5 ♍	0 300		
nitrate.....	5 grs.	0 300	m.W.G.	
permanganate .	1 gr.	0 060	m.W.	Alcohol, glyc., reducing agts.
sulphate	15 grs.	1 000	m.W.	
sulphide	5 grs.	0 300		Acids.
& mercuric iodide solu.	3 ♏	0 200		Alkaloids.
Prickly Ash berry, fidext. ...	1½ ♏	0 100	Mens.49%A.	
Prickly Ash bark, fidext.....	30 ♏	2 000	Mens.72%A.	Water
Procaine.....	4 grs.	0 250		
Proferrin	3 grs.	0 200	Alkalis.	
Propaesin..	5 grs.	0 300	A.C.E.	
Protan	5 grs.	0.300	insol.	

PHYSICIAN'S DOSE TABLE

Remedies	Dose Apoth.	Dose Metric	Solubility	Important Incompatibilities
Protargol ...	0 5%to	10%sol. extern.	W.	Light.
Pulsatilla, fidext	5 ♏	0 300	Mens.72%A.	Water.
tinct . .	30 ♏	2 000	Mens.72%A.	Water
Pumpkin seed	1 ℥	30 000		
Pyramidon	5 grs.	0 300	W A.E.	Tannin, iodides, alkalis.
Quassia, ext ..	½ gr.	0 030		
fidext ..	8 ♏	0 500	Mens.32%A.	
tinct	30 ♏	2 000	Mens.32%A.	
Quebracho, fidext	1 ℥	4 000	Mens.64%A.	Alkalis, tannin.
Quercus, fidext	15 ♏	1 000	Mens.49 %A.	
Quinidine, sulph etc	5 grs.	0 300		Alkalis, iodides, tannin.
Caution:				
syrup of . ..	1 ℥	4 000		
Quinine arsenate .	1½ grs.	0 100		
Quinine ethylcarbonate tonic .	1½ gr.	0 100	Sl.w.	
antimalarial	15 grs.	1 000		
glycerophos	1½ grs.	0 100		
tannate	3 grs.	0 200		
Quinine salts, tonic	1½ grs.	0 100	W.sl.A.	Alkalis, iodides, tannin. Organic acids
antimal .	15 grs.	1 000	W.sl.A.	
Quinine & urea chloride, hypo .	15 grs.	1 000	vy.W.A.	(One dose daily.)
Radium emanation	1 mic. gm.			
Red bone-marrow ext	1 ℥	4 000		
Red clover blossoms, fidext	15 ♏	1 000	Mens.49%A.	
Red gum, fidext	10 ♏	0 650	Mens.20%A.	Iron, salts, alkalis.
Resorcinol	2 grs.	0 125	vy.W.A.G.E.	
Rhamnus cathartica, fidext	15 ♏	1 000	Mens.49% A.	
syr . .	2 ℥	8 000		
Rhatany, fidext	15 ♏	1 000	Mens.49%A.	Iron, salts, alkaloids alkalis.
tinct . . .	1 ℥	4 000	Mens.49%A.	Iron salts, alkaloids, alkalis.
Rhubarb, ext .	8 grs.	0 500		
fidext . . .	15 ♏	1 000	Mens.76%A	Acids
fidglycer ..	15 ♏	1 000		
mixt, alkaline	1 ℥	4 000		
mixt. with sod	1 ℥	4 000		Acids.
pulv. comp .	30 grs.	2 000		
syr . . .	2½ ℥	10 000		Acids.
syr. arom .	2½ ℥	10 000		Acids.
tinct ..	1 ℥	4 000	Mens.49%A	
tinct. arom	1 ℥	4 000	Mens.49%A.	
tinct. dulc .	1 ℥	4 000	Mens.49%A.	
tinct, aqueous	1 ℥	4 000		
tinct. w. Gentian	1 ℥	4 000		
Rhus glabra, fidext	15 ♏	1 000	Mens.49%A.	
Rhus toxicod, fidext	10 ♏	0 650	Mens.49%A.	

Remedies	Dose Apoth.	Dose Metric	Solubility	Important Incompatibilities
Rose, fldext	30 ♏	2 000	Mens 49% A	Iron salts alkaloids
honey of	1 ♃	4 000		
infus	3 ♃	100 000		
syr	2 ♃	8 000		
Rosemary, oil	1½ ♏	0 100		
Rubidium iodide	3 grs.	0 200	W	Alkalis.
Rubus, fldext	15 ♏	1 000	Mens.49% A.	
Rubus syr	1 ♃	4 000		
Rue, fldext	15 ♏	1 000	Mens 49% A	
Rumex, fldext	1 ♃	4 000	Mens.49% A.	
Sabal, fldext	15 ♏	1 000	Mens.76% A.	Water
& santal, elixir	1 ♃	4 000		
& santal, tinct	1 ♃	4 000		
Sabromin	15 grs.	1 000	E C	Heat.
Saccharin	½ gr	0 030	A.E C	(Sol in alkalis.)
Safflower, fldext	15 ♏	1 000	Mens.49% A.	
Safrol	3 ♏	0 200		
Sajodin	15 grs	1 000	E.	Heat
Salacin	15 grs	1 000	sl W A.	Iron salts.
Salagenin	8 grs.	0 500	A.E	
Salipyrin	15 grs	1 000	A.C	Acids alkalis
Salol	5 grs.	0 300	A C E O	Alkalis
Salophen	5 grs.	0 300	A E	Alkalis.
Salvarsan	6⅒ gr	0 400	Alkalis	Acids air (Use up immediately)
Caution				
Sandalwood, fldext	1 ♃	4 000	Mens 95% A	Water
oil	8 ♏	0 500		
Sanguinaria fldext	1½ ♏	0 100	Mens 72% A.	Alkalis iodides tannin
tinct	15 ♏	1 000	Mens 60% A.	Alkalis iodides tannin
Sanguinarine nitrate	1/10 gr	0 006	W A	Alkalis iodides tannin
Santonin.	1 gr	0 060	sl A	Alkalis
Santyl	15 ♏	1 000	A E C	Alkalis.
Sarsaparilla fldext	30 ♏	2 000	Mens.49% A	
comp fldext	30 ♏	2 000	Mens.49% A.	
comp. syr	4 ♃	15 000		
Sassafras, fldext	30 ♏	2 000	Mens.49% A.	
oil	1½ ♏	0 100		
Saw palmetto fldext	15 ♏	1 000	Mens 95% A.	Water
& sandal tinct	1 ♃	4 000	Mens 76% A.	Water
Scammony	4 grs.	0 250	A.	
resin	3 grs.	0 200	A.	
Scoparius fldext	15 ♏	1 000	Mens 49% A.	
Scopola, ext	⅙ gr	0 010		Alkalis iodides tannin.
fldext	1 ♏	0 060	Mens.72% A.	Alkalis iodides, tannin.
Scopolamine bromid	1/150 gr	0 0005	W.A.	Tannin mercuric salts.
Scutellaria, fldext	15 ♏	1 000	Mens.49% A.	
Senecio, fldext	1 ♃	4 000	Mens 64% A.	Water
Senega, fldext	15 ♏	1 000	Mens.64% A.	Acids
syr	1 ♃	4 000		Acids.
Senna, confect	60 grs.	4 000		
fldext	30 ♏	2 000	Mens.32% A.	Alkalis.
infus. comp	4 ♃	120 000		
syr	2 ♃	8 000		
arom. syr	2 ♃	8 000		

Remedies	Dose Apoth.	Dose Metric	Solubility	Important Incompatibilities
Serpentaria, fldext	15 ♏	1 000	Mens. 76% A.	Water
tinct	1 ♃	4 000	Mens.64% A.	Water
Serum, antidiphtheritic	10 000 units			
immunizing	1 000 units			
Serum, antitetanic	10 000 units			
immunizing	1 500 units			
Silver ichthyolate	0 1% to 3% solu. extern.			
lactate	⅛ gr	0 008	vs. W.sl.A.	Light, organic matter
nitrate	⅙ gr	0 010	vs W sl A.	Light, organic bodies.
oxide	1 gr	0 060		Light.
proteinate	5-25% sol.	inject		
sulphichthyolate	10% to 20% solu.		W G	
vitellin	10%-25% solu extern.			
Sodium acetate	25 grs.	1 500	vy W.m.A.	
arsenate exs	1/50 gr	0 003	m.W	Iodides.
arsenate solu	3 ♏	0 200		
benzoate	15 grs.	1 000	vy W.sl.A.	Mineral acids.
bicarbonate	15 grs.	1 000	W	Acids, heat.
biphosphate	10 grs.	0 600	W	Alkalis.
borate	12 grs.	0 750	W G	Alkaloids, mineral salts.
bromide	15 grs.	1 000	vy W.sl A.	Calomel.
elixir	2 ♃	8 000		
cacodylate	1 gr	0 060	vy W A	
carbonate	4 grs	0 250	vy W m G	Acids, alkaloids.
chlorate	4 grs.	0 250	vy W	Organic matter (dry)
chloride	4 ♃	15 000	W.sl G	
citrate	15 grs.	1 000	vy W	
solu	2 ♃	8 000		Alcohol.
glycerophos	4 grs.	0 250	vy W	Alcohol, alkalis.
hydroxid solu	15 ♏	1 000		
hypophosphite	15 grs	1 000	vy W G	Oxidising agents.
elixir	1 ♃	4 000		
hyposulphite	15 grs.	1 000	vy W	
iodide	15 grs.	0 300	vy W A G	Ferric salts.
antiluetic	30 grs.	2 000		(Two doses for sod iodide.)
lygosinate	3% solu to 10% extern.			
methylarsenate	1 gr	0 060	W	Mercuric chloride alkaloids.
nitrate	30 grs.	2 000	W.sl.A.	
nitrite	1 gr	0 060	vy W	Acids.
nucleate	1 gr	0 060	W	Acids.
perborate	1 gr	0 060	W	Alkalis, oxidising agents.
phenolsulphonate	4 grs.	0 250	W G.sl.A.	
phosphate	1 ♃	4 000	W	
phosph. efferv	2½ ♃	10 000	W	
phos. comp sol	2 ♃	8 000		
pyrophosph	30 grs.	2 000	W	
saccharinate	½ gr	0 030	W	
salicylate	15 grs.	1 000	vy W m.A.	Mineral acids, iron salts.

Remedies	Dose Apoth	Dose Metric	Solubility	Important Incompatibilities
Sodium salicylate				
elixirs	1 ʒ	4 000		
succinate	5 grs.	0 300	W	
sulphate	4 ʒ	15 000	vy W m.G	
sulphite	15 grs.	1 000	W	
su'phocarbolate	4 grs	0 250	W G	
thiosulphate	15 grs.	1 000	vy W	Mineral acids
Solanum, fidext	1 ʒ	4 000	Mens. 64%A	Water
Sparteine sulphate	⅙ gr	0 010	vy W A	Iodides, tannin.
Spearmint oil	1½ ♏	0 100		
water	4 ʒ	15 000		
Spigelia, fidext	1 ʒ	4 000	Mens.49%A.	
& senna fidext	2 ʒ	8 000	Mens 40%A	
Spikenard, fidext	30 ♏	2 000	Mens 64%A.	
Spirit ammonia arom	30 ♏	2 000		Acids
Spirit of ether	1 ʒ	4 000		
ether comp	1 ʒ	4 000		
nitrous ether	30 ♏	2 000		Alkalis iodides
Squill, fidext	1½ ♏	0 100	Mens 64%A.	
comp. fidext	1 ♏	0 050	Mens 49%A	
syr	30 ♏	2 000		(Alkalis.)
comp. syr	30 ♏	2 000		
tinct	15 ♏	1 000	Mens 72%A	Water
vinegar	15 ♏	1 000		
Staphisagria, fidext	1 ♏	0 050	Mens.76%A	
Stillingia, fidext	30 ♏	2 000	Mens 40%A	
comp fidext	30 ♏	2 000	Mens 49%A	
comp. syr	1 ʒ	4 000		
Stovaine	1⁄50 gr	0 002	W	Tannin, iodides alkalis.
Stramonium, ext	¼ gr	0 020		Alkalis, iodides tannin
fidext	1¼ ♏	0 075	Mens.64%A	Alkalis, iodides, tannin
tinct	12 ♏	0 750	Mens.49%A.	Alkalis, iodides, tannin
Strontium bromide	15 grs.	1 000	vy W	Sulphates, alkalis.
iodide	5 grs.	0 300	vy W m A.	Sulphates, ferric salts.
lactate	8 grs.	0 500	W A.	Alkalis
salicylate	15 grs.	1 000	W.sl.A.	Sulphates acids
Strophanthus,	1 ♏	0 060		
tinct	8 ♏	0 500	Mens.95%A	Water, tannin
Strophanthin	1⁄120 gr	0 0005	vy W A	Tannin
Strychnine salts	1⁄30 gr	0 002	W A.	Tannin, iodides, alkalis.
Stypticin	¾ gr	0 050	W A	Alkalis.
Styracol	15 grs.	1 000	A.E C	Alkalis
Styrax	15 grs.	1 000	A.E C	
Sulphanilic acid	10 grs.	0 650	sl.W	Oxidising agts.
Sulphonal	12 grs.	0 750	vy.sl W	
Sulphonemethane	12 grs.	0 750	vy.sl.W	
Sulphonethyl-methane	12 grs.	0 750	vy.sl.W	
Sulphur	1 ʒ	4 000		
Sumach, fidext	15 ♏	1 000	Mens.49%A.	
Sumbul, fidext	30 ♏	2 000	Mens 76%A	Water
ext	4 grs.	0 250		
tinct	1 ʒ	4 000	Mens.64%A	Water

Remedies	Dose Apoth.	Dose Metric	Solubility	Important Incompatibilities
Suprarenals, dried	4 grs.	0 250		
Syrup hypophosphites	2¼ ʒ	10 000		
hypophos. comp	2 ʒ	8 000		
Takadiastase	2 grs	0 125	W.	Str acids, alkalis.
liq	1 ʒ	4 000		Str acids, alkalis.
Tamarind	4 ʒ	15 000		
Tannalbin	30 grs.	2 000	insol	Alkalis.
Tannic acid	8 grs.	0 500	vy W	Alkaloids, iron salts.
Tannigen	5 grs	0 300	A.	Alkalis iron salts.
Taraxacum, ext	15 grs.	1 000		
fidext	2½ ʒ	10 000	Mens 49%A.	
Tar mixture	2 ʒ	8 000		
glycerite	1 ʒ	4 000		
oil of	½ ♏	0 200		
syrup of	2½ ʒ	10 000		Acids.
Tartar emetic	1⁄20 gr	0 003	W	Alcohol, alkalis
Terebene	4 ♏	0 250	vy A E	
Terpin hydrate	4 grs.	0 250	A.	Water
elixirs	1 ʒ	4 000		Water
Tetranitrol	½ gr	0 030	A.	Alkalis.
Tetronal	12 grs.	0 750		
Theobromine	5 grs.	0 300	A E.	Tannin.
Theobromin sodiosalicyl	15 grs.	1 000	vy W	Acids, bicarbonates. iron salts.
Theophyllin	4 grs	0 250	Alkalis.	
Thiocol	10 grs.	0 650	W	Acids.
Thiosinamine	1 gr	0 065	A.E G	W alkalis.
Thuja, fidext	30 ♏	1 000	Mens 95%A	Water
Thyme, fidext	1 ʒ	4 000	Mens.32%A.	
oil	1½ ♏	0 100	A.O E	
syrup	1 ʒ	4 000		
comp syr	1 ʒ	4 000		
Thymol, antisep	2 grs	0 125		
anthelmin	30 grs.	2 000	vy A.C.E.O	
Thymus, desic	2 grs	0 130		
Thyroid, desic	1 gr	0 060		
Thyroxin	1⁄120 gr	0 0005	ins.	
Thyreoidectin	5 grs.	0 300		
Tolu, syr	2½ ʒ	10 000		
tinct	30 ♏	2 000	Mens.95%A	Water
Tonga, fidext	30 ♏	2 000	Mens 24%alc	
elixir salicyl	1 ʒ	4 000		
Trifolium, fidext	1 ʒ	4 000	Mens.40%A.	
Trifolium, comp syr	2 ʒ	8 000		
Trillium, fidext	30 ♏	2 000	Mens.72%A.	Water
Trimethylamine chloride	2 grs.	0 125	W A	
Trinitrophenol	½ gr	0 030	sl.W M A.C E	Explosive!
Trional	12 grs.	0 750	m.A.E.C	
Triticum fidext	2½ ʒ	10 000	Mens.W (19% A)	
Trypsin	2 grs	0 130		
Tropacocaine chloride	3–10% s o u. extern		W	Alkalis, iodides tannin.
Turpentine, oil	5 ♏	0 300		
emuls	30 ♏	2 000		

Remedies	Dose Apoth.	Dose Metric	Solubility	Important Incompatibilities
Tyramine	½ gr	0 030	W	Alkalis.
Uranium nitrate	⅙ gr	0 010	vy W A.E.	Alkalis.
Urethane	15 grs.	1 000	vy W A.E.G	Alkalis.
Uritone	4 grs.	0 250	vy W m.A.G	Acids, tannin, merc. chlor
Urotropine	4 grs.	0 250	vy W m.A G	Acids tannin, merc chlor
Ura ursi, fidext	30 m	2 000	Mens.32%A.	
Valerian, fidext	12 m	0 75	Mens.76%A	Water
tinct	1 ʒ	4 000	Mens.72%A	Water
ammon. tinct	30 m	2 000		Acids.
Veratrum viride, fidext	1½ m	0 100	Mens 95%A.	Alkalis, iodides, tannin
tinct	15 m	1 000	Mens.95%A.	Alkalis iodides, tannin
Verbascum, fidext	1 ʒ	4 000	Mens.49%A.	
Veronal	8 grs	0 500	sl.W.alkalis, A.E.	
Veronal-sodium	8 grs.	0 500	W	Acids.
Viburnum opul., comp elixir	1 ʒ	4 000		
fidext	30 m	2 000	Mens.64%A	Water
comp. tinct	1 ʒ	4 000	Mens.72%A.	Water
Viburnum prunif., elixir	1 ʒ	4 000		

Remedies	Dose Apoth.	Dose Metric	Solubility	Important Incompatibilities
Vibrunum prunif., fidext	30 m	2 000	Mens.64%A.	Water
ext	8 grs.	0 500		
Warburg s tincture	4 ʒ	15 000	Mens.60%A.	
White ash bark, Wfidext	30 m	2 000	Mens.49%A.	
hite pine syr	1 ʒ	4 000		
W w morph	30 m	2 000		
ild cherry fidext	30 m	2 000	Mens.25%A.	
syr	2½ ʒ	10 000		
Wormseed, fidext	30 m	2 000	Mens.64%A	Water
oil	15 m	1 000		
Xanthoxylum, fidext	30 m	2 000	Mens.72%A	Water
Xeroform	15 grs.	1 000	insol.	Alkalis.
Xylol	8 m	0 500	A.	
Yohimbine chlorid	1/10 gr	0 006	W	Alkalis, tannin, iodides.
Zea, fidext	1 ʒ	4 000	Mens.49%A.	
Zinc acetate	2 grs	0 125	vy W.m.A.	Alkalis.
bromide	2 grs	0 125	vy W A.	Alkalis.
phenosulph	2 grs.	0 125	vy W A.	
phosphide	1/20 gr	0 003	insol.	Acids
sulphate (emet.)	15 grs.	1 000	vy W G	
ulphocarbol	2 grs.	0 125	vy W A	
svalerate	2 grs.	0 125	sl.W A.	

VETERINARY DOSE-TABLE

GIVING THE DOSES OF OFFICIAL AND UNOFFICIAL DRUGS IN BOTH THE APOTHECARY AND METRIC SYSTEMS, IN ACCORDANCE WITH THE U. S. PHARMACOPOEIA X

BY W. S. DEVOE, D.V.S., (NEW YORK)

FORMERLY INSPECTOR, BUREAU OF ANIMAL INDUSTRY, U S DEPARTMENT OF AGRICULTURE

REVISED BY V. G. KIMBALL, D.V.M.

ASSISTANT PROFESSOR OF VETERINARY MEDICINE, UNIVERSITY OF PENNSYLVANIA

Authority to use for comment the Pharmacopœia of the United States of America, Tenth Decennial Revision, in this volume, has been granted by the Board of Trustees of the United States Pharmacopœial Convention, which Board of Trustees is in no way responsible for the accuracy of any translations of the official weights and measures or for any statements as to strength of official preparations.

Taking the horse as the standard, the cow would take one and a half times; the sheep, one-fifth; the swine, one-eighth; the dog, one-sixteenth; the cat, one-thirty-second, or one-half the dose for the dog.

The dose for the dog is about the same as the human dose, but the size of the dog is taken into consideration. Taking the dog or man as the standard, the increase in the dose for the pig would be twice the amount; sheep, three times; horse, sixteen times; cow, twenty-four times.

For hypodermic use, the dose should be half that used by the mouth. Intravenous doses, one-half or two-thirds of the hypodermic dose. For use by the rectum, should be twice that by the mouth.

Equivalents. One teaspoonful of liquid equals about F ʒ i (4 Cc.); of powder ℈ iiss (3.2 Gm.); one dessertspoonful F ʒ ii (8 Cc.); one tablespoonful of liquid about ʒ ss (15 Cc.); of powder about ʒ ii (8 Gm.); one wineglassful about F ʒ iss to ii (45 to 50 Cc.); one teacupful about F ʒ iv (120 Cc.); one tumblerful about F ʒ iv to viii (120 to 240 Cc.).

In the following table the amount prescribed is upon a conservative basis, giving the Veterinarian an opportunity to use his discretion in increasing or diminishing the amount, after considering the species of animal, size, disease and idiosyncrasy of the patient

Indebtedness is acknowledged to the following books BELL'S PRESCRIPTION WRITING, FISH'S DOSE BOOK, POTTER'S MATERIA MEDICA, PHARMACY AND THERAPEUTICS, WILCOX'S MATERIA MEDICA AND PHARMACOLOGY, WINSLOW'S VETERINARY MATERIA MEDICA, STEWART'S COMPEND OF PHARMACY, POTTER'S COMPEND OF MATERIA MEDICA, TYRODE'S PHARMACOLOGY, MUIR'S MANUAL OF MATERIA MEDICA AND PHARMACY QUITMAN'S SYNOPSIS OF VETERINARY MATERIA MEDICA AND THERAPEUTICS

Abbreviations —**H.** Horse, **C.** Cattle, **S.** Sheep and Swine, **D.** Dog

REMEDIES	DOSE APOTHECARY	DOSE METRIC Gm. or Cc.	DOSE APOTHECARY	DOSE METRIC Gm. or Cc
Acetanilid	H ʒi ii	4 -8	C ʒi vi	4 24
	S ʒss-i	2 -4	D gr ii x	13- 6
Acetum opii	H ʒi-ii	30 -60	C ʒii-iii	60 90
	S ʒii-vi	8 -24	D ℥iii-xx	2-1 3
Acid, Acetic Dil	H ʒi-ii	30 -60	C ʒiii-iv	90 -120
	S ʒi-ii	4 -8	D ℥xv-xxx	1 2
Acid, Arsenous	H gr ii iii	12- 2	C gr iii-vi	2- 4
	S gr ss-ii	03- 12	D gr 1/64-1/12	001- 005
Benzoic	H ʒii-vi	8 -24	C ʒiv-viii	16 -30
	S ʒss-i	2 -4	D gr v-xv	3-1
Boric	H. ʒii-vi	8 -24	C ʒiii-vi	12 -24
	S. ʒss-i	2 -4	D gr v-xv	3-1
Carbolic	H. gr xv-xxx	1 -2	C gr xv-xxx	1 2
	S gr v-x	3- 6	D gr i-ii	06- 12
Citric	H. ʒii-iv	8 -15	C ʒss-i	15 -30
	S ʒss-i	2 -4	D gr x xx	6-1 3
Gallic	H. ʒss-ʒii	2 -8	C ʒii- ʒi	8 -30
	S gr x-xxx	6-2	D gr v-xv	3-1
Hydrobromic Dil.	H ʒii-vi	8 -24	C ʒii-vi	8 -24
	S ʒi-ii	4 -8	D ℥xx-lx	1 3-4
Hydrochloric Dil	H. ʒi-ii	4 -8	C ʒii-iv	8 -15
	S. ʒss-i	2 -4	D ℥x-xxx	6-2
Hydrocyanic Dil	H. ℥xx-xl	1 3-2 6	C ℥xx-lx	1 3-4
	S. ℥ii x	13- 6	D ℥i-iii	06- 3
Lactic	H. ʒi-ii	4 -8	C ʒii-iv	8 -15
	S ℥x-xx	6-1 3	D ℥v-x	3- 6
Nitric Dilut.	H. ʒi-ii	4 -8	C ʒii iv	8 -15
	S ℥v-xxx	3-2	D ℥iii-xx	2-1 3
Nitro-hydrochloric Dil	H. ʒi-ii	4 -8	C ʒii-iv	8 -15
	S. ℥v-xx	3-1 3	D ℥ii-x	13- 6
Phosphoric	H. ʒi-ii	4 -8	C ʒii-vi	8 -24
	S ʒss-i	2 -4	D ℥v-xxx	3-2

VETERINARY DOSE-TABLE

REMEDIES	DOSE APOTHECARY	DOSE METRIC Gm. or Cc.	DOSE APOTHECARY	DOSE METRIC Gm. or Cc
Salicylic	H. ʒi-vi	4 -24	C ʒii-viii	8 -30
	S. ʒss-i	2 -4	D gr v-xv	3-1
Sulphuric Arom	H ʒi-iv	4 -15	C ʒii-viii	8 -30
	S ℥xv-xxx	1 -2	D ℥v-xv	3-1
Sulphuric Dilut	H ʒi-ii	4 -8	C ʒii-vi	8 -24
	S. ℥xxx-lx	2 -4	D ℥ v-xv	3-1
Sulphurous	H. ʒii-viii	8 -30	C ʒi-ii	30 -60
	S ʒi-ii	4 -8	D ʒss-i	2 -4
Tannic	H ʒss-iv	2 -15	C ʒss-iv	2 -15
	S. ʒss-i	2 -4	D gr i-xv	06-1
Tartaric	H. ʒ i iv	4 -15	C ʒii-viii	8 -30
	S gr xx-lx	1 -4	D gr v-xx	3-1 3
Aconite, Pul	H gr iii-xv	2 1	C gr v-xx	3-1 3
	S gr 1/2-ii	013- 13	D gr 1/10-i	006- 06
Extract	H gr i-iii	06-2	C gr ii-v	13- 3
	S gr 1/10-ss	006- 03	D gr 1/10-1/4	006- 015
Extract Fld	H ℥iii-xv	2-1	C ℥v-xx	3-1 3
	S ℥i-ii	06- 13	D ℥1/10-i	006- 06
Tincture	H. ℥xx-ʒi	1 3-4	C ℥xxx-ʒiss	2 -6
	S ℥x-xx	6-1 3	D ℥ii-viii	13- 5
Aconitine	H gr 1/50-1/10	002- 006	C gr 1/50-1/10	002- 006
	S. gr 1/100-1/50	0006- 001	D gr 1/200-1/50	0003- 001
Adrenalin Sol. 1-1000	H ʒi iv	4 -15	C ʒii-iv	8 -15
	S. ʒss-i	2 -4	D ℥x-xxx	6-2
Alcohol	H. ʒi-ii	30 -60	C ʒi-iv	30 -120
	S ʒi ii	4 -8	D ʒss-i	2 -4
Aloes	H ʒii-x	8 -40	C ʒi-ii	30 -60
	S ʒii-iv	8 -15	D gr xx-lx	1 3-4
Aloin	H ʒii iii	8 -12	C ʒii-iv	8 -15
	S gr x-xxx	6-2	D gr ii-x	13- 6
Alum	H. ʒi-iii	4 -12	C ʒii-iv	8 -15
	S gr xx-lx	1 3-4	D gr v-xv	3-1
Ammonia, Aromatic spirit of	H ʒss-i	15 -30	C ʒi-ii	30 -60
	S ʒi-ii	4 -8	D ℥v lx	3-4
Ammonia, Spirit of	H ʒss-i	15 -30	C ʒss-ʒiss	15 -45
	S ʒi-ii	4 -8	D ℥v-x	3- 6
Water of	H ʒi-ii	4 -8	C ʒi-ii	4 -8
	S ʒss-i	2 -4	D ℥v-xv	3-1
Ammonium, Acetate Sol (Spt. Mindererus)	H. ʒi-iv	30 -120	C ʒii-vi	60 -180
	S. ʒi-ii	15 -30	D ʒi-iv	4 15
Ammonium Benzoate	H. ʒss-iv	2 -15	C ʒss-viii	2 -30
	S. gr x-lx	6-4	D gr v-xv	3-1
Bromide	H. ʒss-ii	15 -60	C ʒi-ii	30 -60
	S. ʒi/6-ii	1 3-8	D gr x-lx	6-4
Carbonate	H ʒi-ii	4 8	C ʒiii-vi	12 -24
	S. gr xv-xl	1 -2 6	D gr ii-x	13- 6
Chloride	H. ʒi-ii	4 -8	C ʒii-iv	8 -15
	S. gr xx-xl	1 3-2 6	D gr iii-x	2- 6

VETERINARY DOSE-TABLE

Remedies	Dose Apothecary	Dose Metric Gm. or Cc.	Dose Apothecary	Dose Metric Gm. or Cc.
Iodide ...	H. ʒi–iv	4 –15.	C. ʒii–vi	8 –24
	S. gr. xxx–lx	2 –4	D. gr. ii–x	.13– 6
Phosphate .	H. ʒi–iv	4 –15.	C. ʒii–vi	8.–24
	S. gr xxx–lx	2 –4.	D. gr ii–xx	.13–1 3
Valerianate	H. ʒss–ii	2 –8	C. ʒi–iii	4 –12
	S. gr x–xx	6–1 3	D gr ii–iv	12– 3
Amyl Nitrite	H. ♏x–xxx	6–2	C. ʒss–i	2 –4
	S. ♏ii–vi	12– 5	D. ♏i–iii	06– 2
Amylum Iodatum....	H. ʒss–ii	15 –60	C. ʒi–iii	30 –90
	S. ʒss–ii	2 –8	D gr iii–xvv	2–2
Anise. . .	H ʒss–i	15 –30	C. ʒi–ii	30 –60.
	S. ʒii–iii	8 –12	D gr x–xl	6–2 6
Oil of	H. ♏xx–xxx	1 3–2	D. ♏i–iv	06– 3
Spirit of	H. ʒss–i	15 –30	C. ♏i–iss	30 –45
	S. ʒii–iv	8.–15	D. ʒi–ii	4 –8.
Antimony, Black .	H. ʒi–iii	4 –12	C. ʒi–iv	4 –15.
	S. gr. v–xx	3–1 3	D gr. ⅛–iss	01– 1
Antimon et Potass. Tart.				
Emetic	S. gr iv–x	24– 6	D. gr. i–ii	06– 12
Expect	H. ʒss–ii	2 –8	C ʒi–iii	4 –12
	S. gr. ii–viii	12– 52	D. gr ¼o–¼	006– 016
Antimony, Wine of. ..	..	..	D. ♏v–lx	3–4.
Antipyrin...	H. ʒi–iii	4 –12	C ʒii–iv	8 –15.
	S. gr. v–xx	3–1 3	D. gr i–iv	06–.26
Antitoxins, Tetanus ..	H. ——	20		
Apomorphine Hydrochloride ..	H gr. ¼–½	016– 023	C gr ½–½	02– 032
	S. gr ⅛–⅓	004– 02	D. gr ⅛o–⅛	002– 013
Areca Nut .	H. ʒss–i	15 –30	C ʒss–i	15 –30
	S ʒss–iss	2 –6	D gr xv–lx	1 –4
Arecoline Hydrobromide, Hypodermic. . .	H gr ss–iss	03– 1	C gr ²⁄₅–iss	04– 1
Arnica Flowers	H ʒss–i	15 –30	C. ʒss–i	15 –30
	S ʒi–ii	4 –8	D gr x–xx	6–1 3
Tincture	H ʒss–i	15 –30	C ʒi–ii	30 –60
	S ʒi–ii	4 –8	D ♏xv–xl	1 –2 6
Root	H. ʒss–i	15 –30	C ʒss–i	15 –30
	S. ʒi–ii	4 –8	D. gr x–xx	6–1 3
Fluid Ext	H. ʒii–iv	8.–15	C. ʒss–i	15 –30
	S. ʒss–i	2.–4.	D ♏x–xx	6–1 3
Arnica Tincture . .	H. ʒss–i	15 –30.	C. ʒss–i	15 –30
	S ʒi–ii	4 –8	D. ♏x–xx	6–1 3
Arsenic ...	H. gr. ii–iii	12– 2	C gr. iii–vi	2– 4
	S. gr i–ii	06– 12	D. gr. ¼–½	001– 005
Iodide ...	H. gr. ii–vi	13– 4	C gr. iii–viii	2– 5
	S. gr ⅛–¾	008– 045	D. gr. ¼o–½o	.001– 006
Liq Acid Arsenous. .	H. ʒii–ʒi	8.–30	C. ʒiv–ʒi	15 –30
	S. ʒss–i	2 –4	D ♏ii–x	13– 6

VETERINARY DOSE TABLE

Remedies	Dose Apothecary	Dose Metric Gm. or Cc.	Dose Apothecary	Dose Metric Gm. or Cc.
Liq Arseni Hydrargyri Iodidi (Donovan's solution)	H. ʒii–ʒi	8 –30	C ʒiv–ʒi	15 –30.
	S ʒss–i	2 –4	D. ♏ii–x	13– 6
Liq Potass. Arsenitis (Fowler's solution)	H. ʒii–ʒi	8 –30	C. ʒiv–ʒi	15 –30
	S. ʒi–ii	4 –8	D. ♏ii–x	13– 6
Liq. Sodii Arsenatis (Pearson's sol) ..	H ʒii–ʒi	8 –30.	C. ʒiv–ʒi	15 –30
	S. ʒss–i	2 –4	D. ♏ii–x	13– 6
Asafetida	H. ʒss–i	15 –30.	C. ʒss–i	15 –30
	S ʒi–ii	4 –8	D gr. v–xv	3–1
Tincture	H. ʒii–iv	60 –120	C ʒii–iv	60 –120.
	S. ʒii–iv	8 –15.	D. ʒss–i	2 –4
Emulsion of.	.. ..	. . . .	D ʒss–i	15 –30.
Asclepias, Pleurisy Root	H. ʒii–iv	8 –30.	C. ʒiii–iv	12 –15
	S. ʒi–ii	4 –8.	D. ʒss–i	2 –4.
Aspadium, Fluid Ext	H. ʒiii–vi	12 –24.	C. iv–vi	15 –24.
	S. ʒi–ii	4 –8.	D xv–lx	1 –4
Oleoresin	H ʒiii–vi	12 –24.	C. ʒiv–vi	15 –24.
	S. ʒi–ii	4 –8.	D. ♏xv–lx	1 –4.
Atropine Sulphate .	H. gr. ss–iss	.03– 1	C. gr i–iss	06– 1
	S. ¹⁄₁5–¹⁄₁2	004– 005	D. gr. ¹⁄₁oo–½o	0006– 003
Balsam Copaiba	H. ʒiv–ʒi	15 –60	C. ʒiv–ʒi	15 –60
	S. ʒi–ii	4 –8	D. ʒ½–i	.6–4.
Peru	H. ʒss–ʒii	15 –60.	C. ʒi–ii	30 –60
	S ʒi–ii	4 –8	D. ʒ½–ss	6–2
Tolu ..	H. ʒss–i	15 –30.	C. ʒi–iss	30 –45
	S. ʒss–i	2–4	D. gr. v–xx	.3–1 3
Barium Chloride .	H. ʒi–ii	4 –8	C. ʒi–iii	4.–12.
	S gr. ii–v	13–.3	D. gr ½–i	02– 06
(Intravenous)	H. gr. x–xxx	.6–2.	C. gr. x–xxx	.6–2.
Belladonna Leaves Powd.	H. ʒii–ʒi	8 –30	C. ʒiv–ʒi	15 –30.
	S. gr. x–xx	6–1 3	D. gr. ii–v	.13–.3
Belladonna, Alcoholic Ext . .	H. gr. x–xx	.6–1 3	C. gr. xv–xx	1.–1.3
	S. gr. ii–iv	.13–.25	D. gr. ⅛–½	.008–.03
Tincture . .	H. ʒss–i	15 –30.	C. ʒss–i	15.–30.
	S. ʒi–ii	4.–8	D. ♏xv–xxx	1.–2.
Root, Fluid Ext	H. ʒi–ii	4 –8	C. ʒi–ii	4 –8.
	S. ♏x–xv	6–1.	D. ♏i–iii	.06– 2
Benzoin Tincture .	H ʒss–i	15.–30.	C. ʒss–i	15.–30.
	S ʒi–iii	4.–12	D. ʒss–ii	2.–4.

Remedies		Dose Apothecary	Dose Metric Gm. or Cc.		Dose Apothecary	Dose Metric Gm. or Cc.
Bismuth						
Subcarbonate	H.	℥ss–iv	2 –15	C	℥ii–iv	8 –15
	S.	ʒss–i	2 –4	D	gr x–xxx	6–2
Subnitrate	H	℥ss–iv	2 –15	C	℥ii–iv	8 –15
	S.	ʒss–i	2 –4	D	gr x–xxx	6–2
Salicylate				D	gr v–x	3– 6
Brandy	H.	℥ii–iv	60 –120	C	℥ii–iv	60 –120
	S	℥i–ii	30 –60	D	℥i–iv	4 –15
Brucine	H.	gr i–ii	065– 13	C	gr i ii	065– 13
	S	gr ½₂–⅛	002– 008	D	gr ⅛₄–1/16	001– 004
Bryonia Tinct.	H	ʒss–i	15 –30	C	ʒss–i	15 –30
	S.	ʒss–i	2 –4	D	℥v xxx	3–2
Buchu Leaves	H	℥i–ii	30 –60	C	℥i–ii	30 –60
	S.	ʒss–i	2 –4	D	gr x–xxx	6–2
Fluid Ext	H.	℥i–ii	30 –60	C	℥i ii	30 –60
	S	ʒss–i	2 –4	D	℥v xxx	3–2
Buckthorn Syrup of Rhamnus Catharticus	S.	℥ii–iv	60 –102	D	℥i–ii	30 –60
Caffeine	H.	℥i–ii	4 –8	D	gr ss–iii	03– 2
Citrate	H.	gr xv–xxx	1 –2	C	gr xv–xlv	1 3
	S.	gr iv–v ii	25– 5	D	gr i vi	06– 4
Cajuput Oil	H.	ʒss–ii	2 –8	C	℥i–ii	4 –8
	S.	℥iii–x	2– 6	D	℥i–v	06– 3
Calabar Bean, Physostigma	H.	gr v–xv	3–1	C	gr x–xx	6–1 3
	S.	gr ii–iv	13– 25	D	gr ss–i	03– 06
Calamus	H.	℥i–ii	30 –60	C	℥i–ii	30 –60
	S	℥ii–iii	8 –12	D	gr xv lx	1 –4
Fluid Ext	H.	℥i–ii	30 –60	C	℥i–ii	30 –60
	S.	℥ii–iii	8 –12	D	xv lx	1 –4
Calcium						
Bromide	H.	℥ii–iv	8 –15	C	℥ii–iv	8 –15
	S.	ʒss–i	2 –4	D	gr v xx	3–1 3
Carb. Precip	H.	℥i–ii	30 –60	C	℥i–ii	30 –60
	S.	℥ii iv	8 –15	D	gr x lx	6–4
Chloride	H.	℥i–ii	4 –8	C	℥ii–iv	8 15
	S.	gr x–xxx	6–2	D	gr i–x	06– 6
Calcium Hypophosphite	H.	℥i–iii	4 –12	C	ʒiss–iv	6 –15
	S	gr x–xxx	6–2	D	gr ii–v	13– 3
Iodide	H.	ʒss–i	2 –4	C	℥i–iss	4 –6
	S	gr v–x	3– 6	D	gr i–iii	06– 2
Phosphate Precip	H	℥ii–iv	8 –15	C	ʒss–i	15 –30
	S.	℥i–ii	4 –8	D	gr v–xx	3–1 3
Sulphide	H.	gr x–lx	6–4	C	gr xv–ʒiss	1 –6
	S.	gr i–x	06– 6	D	gr ss–ii	03– 13
Calomel	H.	ʒss–i	2 –4	C	ʒss–iss	2 –6
	S	gr ii–x	13– 6	D	gr i v	06– 3
Calendula Tinct	H.	ʒss–i	15 –30	C	℥i–iss	30 –45
	S.	℥i–ii	4 –8	D	℥xv–xxx	1 –2
Calumba	H.	ʒss–i	15 –30	C	℥i–iss	30 –45
	S.	℥i–ii	4 –8	D	gr v xxx	3–2
Fluid Ext	H.	ʒss–i	15 –30	C	℥i–iss	30 –45
	S.	℥i–ii	4 –8	D	℥v–xxx	3–2

Remedies		Dose Apothecary	Dose Metric Gm. or Cc.		Dose Apothecary	Dose Metric Gm. or Cc.
Tincture	H	℥ii–iv	60 –120	C	℥ii–iv	60 –120
	S	℥iii–vi	12 –24	D	℥i–iv	4 –15
Camphor	H	℥i–iii	4 –12	C	℥ii–iv	8 –15
	S.	gr xv–lx	1 –4	D	gr iii–xv	2–1
Mono-brom	H.	℥i–iv	4 15	C	℥ii–v	8 –20
	S	gr v–xx	3–1 3	D	gr ii–x	13– 6
Spirits	H.	℥i–ii	30 –60	C	℥i–iii	60 –90
	S.	℥ii–iv	8 –15	D	ʒss–i	2 –4
Cannabis Indica Ext.	H.	℥i–ii	4 –8	C	ʒiss–iii	6 –12
	S.	gr ii–x	13– 6	D	gr ¼–i	016– 06
Fluid Ext	H.	℥ii–vi	8 –24	C	℥iv–vi	15 –24
	S.	℥xv–lx	1 –4	D	℥iii–x	2– 6
Tincture	H.	℥iv–xii	15 –45	C	ʒvi–xii	24 –45
	S.	ʒss–i	2 –4	D	℥xv–xxx	1 –2
Cantharides.	H.	gr v–xx	3–1 3	C	gr x–xx	6–1 3
	S.	gr iv–viii	25– 5	D	gr i–ii	06– 13
Tinct	H.	℥xv–xxx	1 –2	C	℥lx–xl	1 12–2 25
	S.	℥ v–xv	3–1	D	℥iii–viii	16– 45
Capsicum	H	gr xx–lx	1 3–4	C	℥i–ii	4 –8
	S.	gr v xv	3–1	D	gr i–viii	06– 5
Capsicum						
Fluid Ext	H.	℥x–lx	1 3–4	C	℥i–ii	4 –8
	S	℥v–xv	3–1	D	℥i–viii	06– 5
Oleoresin	H	℥x–xxx	6–2	C	ʒss–i	2 –4
	S.	℥ii–viii	13– 5	D	℥¼–i	016– 06
Tincture	H	℥i–ii	4 –8	C	℥ii–iii	8 –10 10
	S.	℥x–xxx	6–2	D	℥iii–xv	2–1
Carbo Animalis	H.	ʒss–ii	15 –60	C	℥i–ii	30 –60
	S.	℥i–iii	4 –12	D	gr x–lx	6–4
Lignı	H	ʒss–i	15 –30	C	℥i–ii	30 –60
	S	℥i–ii	4 –8	D	gr x–xl	6–2 6
Carbon Bisulphide	H.	℥ii–iv	8 –15			
Carbon Tetrachloride				D	ʒss–i	2 –4
Cardamon	H.	℥i–ii	30 –60	C	℥ii–iii	60 –90
	S	℥ii–iii	8 –12	D	gr x–xxx	6–2
Fluid Ext	H	℥i–ii	30 –60	C	℥ii–iii	60 –90
	S.	℥ii–iii	8 –12	D	gr x–xxx	6–2
Comp'd Tincture.	H	℥ii–iii	60 –90	C	℥ii–iv	60 –120
	S	℥iii–vi	12 –24	D	℥i–ii	4 –8
Tincture	H.	℥ii–iii	60 –90	C	℥ii–iv	60 –120
	S.	℥iii–vi	12 –24	D	℥i–ii	4 –8
Cascara Sagrada	H	℥ii–xii	8 –45	C	℥iii–xvi	12 –60
	S.	gr x–lx	6–4	D	gr v–xxx	3–2
Fluid Ext	H.	℥ii–xii	8 –45	C	℥iii–xvi	12 –60
	S.	℥lx–lx	6–4	D	℥v–xxx	3–2
Cascarilla, Fluid Ext	H.	ʒss i	15 –30	C	℥i–iss	30 –45
	S.	℥i–ii	4 –8	D	gr x–xxx	6–2
Castanea, Fluid Ext	H	℥i–ii	30 –60	C	℥i–iii	30 –90
	S.	℥ii–iv	8 –15	D	ʒss–i	2 –4
Castor Oil	H.	Oi	500	C	Oi	500
	S.	℥ii–iv	60 –120	D	℥i–ii	4 –8

Remedies	Dose Apothecary	Dose Metric Gm. or Cc.	Dose Apothecary	Dose Metric Gm. or Cc.
Catechu	H. ʒss–i	15 –30	C ʒss–iss	15 –45
	S ʒi–ii	4 –8	D gr v–xxx	3–2
Fluid Ext	H. ʒss–i	15 –30	C ʒss–iss	15 –45
	S. ʒi–ii	4 –8	D gr v–xxx	3–2
Comp'd Tinct	H ʒi–ii	30 –60	C ʒi–iii	30 –90
	S. ʒii–iv	8 –15	D ʒss–ii	2 –8
Caulophyllin	H ʒss–iss	2 –6	C ʒss–ii	2 –8
	S. gr iv–viii	25– 5	D gr i–iv	06– 25
Cerum Oxalate	H. ʒss–iss	2 –6	C ʒi–ii	4 –8
	S. gr v–x	3– 6	D gr ii–v	13– 3
Chalk, Comp'd Powder	H. ʒss–ii	15 –60	C ʒi–iii	30 –90
	S. ʒss–ii	2 –8	D gr x–lx	6–4
Prepared	H ʒss–ii	15 –60	C ʒii–iv	60 –120
	S. ʒii–iv	8 –15	D gr x–lx	6–4
Chamomile	H ʒi–ii	30 –60	C ʒii–iii	60 –90
	S. ʒi–ii	4 –8	D gr v–xxx	3–2
Charcoal, Purified	H ʒss–i	15 –30	C ʒi–ii	30 –60
	S. ʒi–ii	4 –8	D gr x–xl	6–2 6
Chaulmoogra Oil	H ʒss–iii	2 –12	C ʒii–iv	8 –15
	S. ℥v–xxx	3–2	D ℥ii–x	13– 6
Chenopodium Oil	H ʒi–iii	4 –12	C ʒii–iv	8 –15
	S. ℥x–xx	6–1 3	D ℥v–x	3– 6
Chloral Hydrate	H. ʒi–ii	30 –60	C ʒi–iii	30 –90
	S. ʒ i–ii	4 –8	D gr v–xx	3–1 3
Chloralamide	H. ʒi–ii	30 –60	C ʒi–iii	30 –90
	S. ʒi–ii	4 –8	D gr x–xxx	6–2
Chlorodyne	H ʒ i–iss	30 –45	C ʒi–ii	30 –90
	S. ʒi–ii	4 –8	D ℥x–xxx	6–2
Chloroform	H. ʒi–ii	4 –8	C ʒi–iii	4 –12
	S ℥xx–xxx	1 3–2	D ℥ii–xx	13–1 3
Spirit	H ʒi–ii	30 –60	C ʒi–iii	30 –90
	S. ʒii–iv	8 –15	D ʒss–i	2 –4
Cimicifuga, Black Cohosh, Fluid Ext	H. ʒss–ii	15 –60	C ʒi–iii	30 –90
	S ʒi–iii	4 –12	D ℥v–xxx	3–2
Tinct	H ʒi–i.i	30 –90	C ʒiss–iv	45 –120
	S. ʒii–iv	2 –8	D ℥x–lx	6 –4
Cinchona Bark	H. ʒii–iv	8 –15	C ʒii–vi	8 –24
	S. ʒi–iv	4 –15	D gr x–lx	6–4
Extract	H ʒi–ii	4 –8	C ʒiss–iii	6 –12
	S. ʒss–i	2 –4	D gr v–xxx	3–2
Fluid Ext	H. ʒii–iv	8 –15	C ʒii–vi	8 –24
	S. ʒi–iv	4 –15	D ℥x–lx	6–4
Tinct. Comp'd	H. ʒii–iv	60 –120	C ʒii–v	90 –150
	S ʒss–i	15 –30	D ʒss–iv	2 –15
Cinchonine Sulphate, Tonic	H. gr xx–lx	1 3–4	C ʒss–iss	2 –6
	S. gr vi–xv	4–1	D gr i–iii	06– 2
Antipyretic	H. ʒii–v	8 –20	C. ʒiii–vi	12 –24
	S. gr xl–l	2 6–3 2	D gr vii–xv	5–1

Remedies	Dose Apothecary	Dose Metric Gm. or Cc.	Dose Apothecary	Dose Metric Gm. or Cc.
Cinchonidine Sulphate	H. gr xx–lx	1 3–4	C ʒss–iss	2 –6
	S. gr vi–xv	4–1	D gr i–iii	06–2
Cinnamon	H. ʒ iv–viii	15 –30	C ʒvi–ʒiss	24 –45
	S. ʒi–ii	4 –8	D gr v–xx	3–1 3
Oil	H ʒss–iss	2 –6	C ʒi–ii	4 –8
	S ℥v–x	3– 6	D ℥ii–v	06– 3
Coca Fld. Ext.	H ʒi–iv	30 –120	C ʒii–vi	60 –180
	S. ʒss–i	15 –30	D ℥x–ʒi	6–4
Cocaine, Hydrochloride	H. gr v–x	3– 6	C gr x–xv	6–1
	S. gr ss–iss	03– 1	D gr ⅙–¾	008– 045
Cod Liver Oil	H ʒii–iv	60 –120	C ʒiii–vi	90 –180
	S ʒss–i	15 –30	D ʒi–iii	4 –12
Codeine	H. gr vi–xxx	4–2	C gr vi–xl	4–2 6
	S gr ss–iii	03– 2	D gr ¼–ii	016– 13
Colchicine	H. gr ⅙–½	01– 03	C gr ⅙–½	01– 03
	S gr ¹⁄₅₀–¹⁄₁₂₀	002– 004	D gr ¹⁄₁₀₀–¹⁄₅₀	0006– 0012
Colchicum Root	H ʒss–ii	2 –8	C ʒi–iii	4 –12
	S gr x–xx	6–1 3	D gr ½–v	03– 3
Fluid Ext	H ʒss–ii	2 –8	C ʒi–iii	4 –12
	S gr x–xx	6–1 3	D gr ½–v	03– 3
Colchicum Tinct	H ʒiv–ʒiss	15 –45	C ʒvi–ʒii	24 –60
	S ʒi–iss	4 –6	D ℥xv–xlv	1 –3
Wine	H ʒiii–ʒi	12 –30	C ʒvi–ʒiss	24 –45
	S. ʒss–i	2 –4	D ℥x–xxx	6–2
Collargolum, Intravenous	H gr vii–xx	5–1 3	C gr vii–xx	5 –1 3
	S gr ii–iv	13– 25	D gr i–ii	06– 13
Colocynth	H ʒi–iii	4 –12	C ʒii–iv	8 –15
	S gr vi–xv	4–1	D gr iii–viii	2– 5
Colocynthin	H ʒss–i	2 –4	C ʒi–ii	4 –8
	S. gr v–x	3– 6	D gr ¼–i	016– 06
Condurango, Fluid Ext	H. ʒss–iss	15 –45	C ʒi–ii	30 –60
	S. ʒss–i	2 –4	S ℥xx–xxx	1 3–2
Conine Hydrobromide	H gr ¾–iss	045– 1	C gr ¾–ii	045– 13
	S gr ⅓–⅔	013– 026	D gr ¹⁄₆₀–¹⁄₃₀	001– 002
Conium	H ʒi–ii	4 –8	C ʒiss–iii	6 –12
	S gr x–xx	6–1 3	D gr ii–v	13– 3
Extract	H gr xii–xxiv	72–1 5	C gr xv–xxx	1 –2
	S gr ii–iv	13– 25	D gr ¼–i	016– 06
Fluid Ext	H ʒi–ii	4 –8	C ʒss–iii	6 –12
	S. ℥x–xx	6–1 3	D ℥ii–v	13– 3
Convallamarin	H. gr x–xxx	6–2	C gr xv–xl	1 –2 6
	S. gr ii–v	13– 3	D gr ⅙–⅓	008– 01
Convallaria, Fld. Ext	H ʒi–ii	4 –8	C ʒiss–iii	6 –12
	S ℥x–xx	6–1 3	D ℥v–x	3– 6
Copaiba	H ʒss–iii	15 –90	C ʒi–iv	30 –120
	S ʒi–iii	4 –12	D ℥v–xxx	3–2
Copper Acetate	H. ʒi–ii	4 –8	C ʒii–iii	8 –12
	S. gr v–xx	3–1 3	D gr ¼–2.	016– 13
Arsenite	H. gr i–iv	06– 25	C gr ii–vi	13– 39
	S. gr ⅙o–⅓o	001– 002	D ¹⁄₂₀₀–¹⁄₁₀₀	0003– 0006

Remedies	Dose Apothecary	Dose Metric Gm. or Cc.	Dose Apothecary	Dose Metric Gm. or Cc.
Sulphate	H. ʒi–ii	4 –8	C ʒii iii	8 –12
	S. gr iii–xx	3– 13	D gr ¼ ii	016– 13
Cornus, Fluid Extract	H. ʒss–ii	15 –60	C ʒi–iii	30 –90
	S. ʒss–ii	2 –8	D ℥x–lx	6–4
Corrosive Sublimate	H. gr v–viii	3– 5	C gr v–x	3– 6
	S. gr i–ii	06– 13	D gr ⅓o–⅙	002 008
Cotton Root Bark	H. ʒss–ii	15 –60	C ʒi–iii	30 –90
	S. ʒi–ii	4 –8	D ʒss–i	2 –4
Creolin	H. ʒi–ii	4 –8	C ʒi–iii	4 –12
	S ℥x–xx	6–1 3	D ℥i–v	06– 3
Anthelmintic	H. ʒss–i	15 –30	C ʒss–iss	15 –45
	S. ʒss–i	2 –4	D ℥x–xx	6–1 3
Creosote	H. ℥xv–xxx	1 –2	C ʒss–i	2 –4
	S ℥v–xv	3 1	D ℥½–ii	03– 13
Croton Chloral	H. ʒii–iv	8 –15	C ʒii–vi	8 –24
	S. gr xv–xxx	1 –2	D gr v–x	3– 6
Croton Oil	H. ℥xv–xxx	1 –2	C ʒss–i	2 4–
	S. ℥v–x	3– 6	D ℥½–3	03–2
Curare	H. gr i–v	06– 3	C gr ii–vi	13– 39
	S. gr ⅛–⅓	008– 02	D gr ⅓2–⅙	002– 01
Curarine	H. gr ⅛–½	012– 03	C gr ⅛–½	012– 03
	S. gr ⅛o–⅓o	0012– 003	D gr ⅓100–¼0	0006– 0015
Damiana, Fluid Ext	H. ʒss–i	15 –30	C ʒi–ii	30 –60
	S. ʒi–ii	4 –8	D ℥x–lx	6–4
Daturine	H. gr ss–i	03– 06	C gr i–ii	06– 13
	S gr ⅛o–⅓0	001– 006	D ⅓20–⅓20	0005– 003
Diastase	H. ʒi–ii	4 –8	C ʒiss–iii	6 –12
	S. gr xv–xxx	1 –2	D gr v–xv	3–1
Digitalein	H. gr ⅛–¼	008– 016	C gr ⅛–¼	008– 016
	S. gr ¼o–⅓20	015– 003	D gr ⅓100	0006
Digitalin	H. gr ¼–½	016– 03	C gr ¼–½	016– 03
	S. gr ⅓o–⅓0	002– 006	D gr ⅓6o–⅓so	001– 002
Digitalis	H gr x–lx	6–4	C ʒss–iss	? –6
	S. gr v–xv	3–1	D gr ss–iii	03– 2
Extract	H gr v–x	3– 6	C gr v–xv	3–1
	S. gr i–ii	06– 13	D gr ⅛–½	008– 03
Fluid Ext	H. ℥x–lx	6–4	C ʒss–iss	2 –6
	S. ℥v–xv	3–1	D ℥ss–iii	03– 2
Infusion	H. ʒii–vi	60 –180	C ʒiii–viii	90 –240
	S. ʒss–i	15 –30	D ʒi–iv	4 –15
Tincture	H. ʒiii–vi	12 –24	C ʒiii–viii	12 –30
	S. ʒi–iiss	4 –10	D ℥x–xlv	6–3
Dioscorea, Fluid Ext	H ʒii–vi	8 –24	C ʒiii–viii	12 –30
	S. ʒss–i	2 –4	D ℥xv–xxx	1 –2
Diuretin	H. ʒiii–v	12 –20	C ʒiv–viii	15 –30
	S. gr. xv–xxx	1 –2	D gr. x–xv	6–1
Donovan's Solution	H. ʒii–viii	8 –30	C ʒiv–ʒss	15 –45
	S. ʒss–i	2 –4	D ℥ii–x	13– 6
Dover's Powder	H. ʒss–i	15 –30	C ʒss–iss	15 –45
	S. ʒss–i	2 –4	D gr. v–x	3– 6
Dracontium, Fluid Ext	H. ʒss–i	15 –30	C ʒss–iss	15 –45
	S ʒi–ii	4 –8	D ʒss–i	2 –4

Remedies	Dose Apothecary	Dose Metric Gm. or Cc.	Dose Apothecary	Dose Metric Gm. or Cc.
Duboisia, Tinc	H. ʒii–vi	8 24	C ʒii–viii	8 –30
	S ʒss–i	2 –4	D ℥v–xx	3–1 3
Dulcamara, Fluid Ext	H ʒi–ii	30 –60	C. ʒi–iii	30 90
	S. ʒii–iii	8 –12	D ʒi–ii	4 –8
Echinacea, Powdered.	H. ʒi–iv	4 –15	C. ʒii–vi	8 –24
	S. ʒss–i	2 –4	D gr v–xxx	3–2
Fluid Ext	H ʒi–iv	4 –15	C ʒii–vi	8 –24
	S. ʒss–i	2 –4	D ℥v–xxx	3–2
Elaterin	H gr ss–ii	03 13	C gr i–iii	06– 2
	S. gr ⅟10–⅛	006– 013	D gr ⅓20–⅟12	003– 005
Emetine, Expectorant	H. gr ss–ii	03– 13	C gr i–iii	06– 2
	S gr ⅛o–⅓o	0012– 003	D gr ⅟100–¼0	0006– 0015
Emetic	S. gr i–ii	065– 13	D gr ⅟10–½	006– 03
Epsom Salts, Laxative	H. ʒii–iv	60 –120	C ʒiii–vi	90 –180
	S. ʒss–i	15 –30	D ʒi–iv	4 –15
			C lb i–ii	500 –1000
Purgative.	Shp. ʒiv–vi	120 –180	Calves ʒii–iii	60 –90
Ergot	H. ʒss–i	15 –30	C ʒss–iss	15 –45
	S. ʒi–ii	4 –8	D ʒss–i	2 –4
Extract	H. gr xx–lx	1 3–4	C ʒss–i	2 –4
	S. gr x–xx	6–1 3	D gr ii–x	13– 6
Fluid Ext	H. ʒss–i	15 –30	C ʒss–iss	15 –45
	S. ʒi–ii	4 –8	D ʒss–i	2 –4
Tincture	H. ʒss–ii	15 –60	C. ʒi–iii	30 –90
	S. ʒi–iv	4 –15	D ʒss–ii	2 –8
Ergotin (Hypodermic)	H. gr ii–iv	13– 25	C gr ii–iv	13– 25
	S. gr ½–i	03– 06	D gr ¼–½	015– 03
Enodietyon Fluid Ext	H. ʒss–ii	15 –60	C ʒi–iii	30 –90
	S. ʒss–ii	2 –8	D ℥xv–lx	1 –4
Eserine Sulphate Hypodermic	H gr i–iss	06– 1	C gr i–iss	016– 1
	S gr ⅛s–⅓	004– 013	D gr ⅟100–⅓0	0006– 002
Ether	H ʒi–ii	30 –60	C ʒi–iii	30 –90
	S ʒii–iv	8 –15	D ℥x–lx	6– 4
Spirit	H. ʒi–ii	30 –60	C ʒi–iii	30 –90
	S ʒii–iv	8 –15	D ℥x–lx	6–4
Nitrous Spt	H ʒi–iv	30 –120	C ʒii–vi	60 –180
	S ʒii–iv	8 –15	D ℥x–xl	6–4
Eucalyptus Fluid Ext	H. ʒii–iii	60 –90	C ʒii–iv	60 –120
	S ʒii–vi	8 –24	D ʒss–ii	2 –8
Oil	H. ʒii–iv	8 –15	C ʒii–vi	8 –24
	S ℥xx 1	1 3–3 3	D ℥v–xx	3–1 3
Eucalyptol	H. ʒi–iii	4 –12	C ʒii–iv	8 –15
	S. ℥xv–xl	1 –2 6	D ℥v–xv	3–1
Eupatorium, Fluid Ext	H. ʒss–ii	15 –60	C. ʒi–iii	30 –90
	S. ʒss–ii	2 –8	D ℥x–lx	6–4
Exalgin	H. ʒss–ii	2 –8	C ʒi–iii	4 –12
	S. gr v–xv	3–1	D gr i–v	06– 3
Fel. Bovis (Ox Gall)	H. ʒii–v	8 –20	C ʒiii–vi	12 –24
	S. gr x–xxx	6–2	D gr v–xx	3–1

Remedies	Dose Apothecary	Dose Metric Gm. or Cc.	Dose Apothecary	Dose Metric Gm. or Cc.
Fennel	H. ʒi–ii	30 –60	C ʒi–iii	30 –90
	S. ʒii–iii	8 –12	D gr x–xx	6–1 3
Fenugreek	H. ʒi–ii	30 –60	C. ʒi–iii	30 –90
	S. ʒii–iii	8 –12	D gr x–xxx	6–2
Filix Mas (Male Fern)	H. ʒ i–ii	30 –60	C ʒi–iii	30 –90
	S. ʒi–iii	4 –12	D gr x–xxx	6–2
Frangula, Fluid Ext	H. ʒss–ii	15 –60	C ʒi–iii	30 –90
	S. ʒi–ii	4 –8	D ʒss–i	2 –4
Gamboge	H. ʒss–i	15 –30	C ʒi–iss	30 –45
	S. gr xx–ʒi	1 3–4	D gr v–x	3– 6
Gaultheria Oil	H. ʒii–ʒi	8 –30	C ʒii–ʒss	8 –45
	S. ʒss–ii	2 –8	D ℥v–xv	3–1
Gelsemne	H. gr ¼–½	016– 03	C gr ¼–¾	016– 05
	S. gr ½o–½	003– 005	D gr ½o–½o	001 003
Gelsemium	H. ʒi–ii	4 –8	C ʒi–iii	4 –12
	S. gr x–xx	6–1 3	D gr v–x	3– 6
Fluid Ext	H. ʒi–ii	4 –8	C ʒi–iii	4 –12
	S. ℥x–xx	6–1 3	D ℥v–x	3– 6
Tincture	H. ʒss–ii	15 –60	C ʒi–iii	30 –90
	S. ʒi–iii	4 –12	D ℥xv–ʒi	1 –4
Gentian	H. ʒss–i	15 –30	C ʒi–ii	30 –60
	S. ʒi–ii	4 –8	D gr v–xxx	3–2
Fluid Ext	H. ʒss–i	15 –30	C ʒi–ii	30 –60
	S. ʒi–ii	4 –8	D ℥v–xxx	3–2
Tincture Comp'd	H. ʒi–iv	30 –120	C ʒii–vi	60 –180
	S. ʒss–i	15 –30	D ʒi–iv	4 –15
Geranium Fluid Ext	H ʒii–ʒi	8 –30	C ʒiv–ʒss	15 –45
	S. ʒss–i	2 –4	D ℥xv–xxx	1 –2
Ginger	H. ʒii–ʒi	8 –30	C ʒi–iii	30 –90
	S. ʒi–ii	4 –8	D gr v–xxx	3–2
Fluid Ext	H. ʒii–ʒi	8 –30	C ʒi–iii	30 –90
	S. ʒi–ii	4 –8	D ℥v–xxx	3–2
Oleoresin	H ℥xx–xl	1 3–2 6	C ʒss–iss	2 –6
	S ℥ iii–vi	2– 4	D ℥j–v	06– 3
Tincture	H. ʒi–ii	30 –60	C ʒiss–iii	45 –90
	S. ʒii–iv	8 –15	D ℥x–ʒi	6–4
Glonoin	H. gr ⅛–½	013– 03	C gr ⅛–¾	013– 05
	S. gr ½o–½o	001– 002	D gr ½½o–½o	0005– 001
Glycerin	H. ʒi–ii	30 –60	C ʒi–iii	30 –90
	S. ʒii–iv	8 –15	D ʒss–i	2 –4
Glycyrrhiza	H. ʒss–i	15 –30	C ʒss–iss	15 –45
	S. ʒi–iv	4 –15	D gr x–ʒi	6–4
Gossypium, Fluid Ext	H. ʒii–ʒi	8 –30	C ʒss–ʒiss	15 –45
	S. ʒss–ii	2 –8	D ℥xx–xl	1 12–2 25
Granatum, Fluid Ext	H. ʒss–i	15 –30	C ʒi–ii	30 –60
	S. ʒi–iii	4 –12	D ʒss–ii	2 –8
Guaiacol...	H. ʒi–ii	4 –8	C ʒss–iii	6 –12
	S. ℥ii–x	2– 6	D ℥ss–ii	03– 13
Guaiacum, Tincture Ammon	H. ʒi–iii	30 –90	C ʒii–iv	60 –120
	S. ʒi–iv	4 –15	D ℥iv–ʒss	2–2

Remedies	Dose Apothecary	Dose Metric Gm. or Cc.	Dose Apothecary	Dose Metric Gm. or Cc.
Guarana, Fluid Ext	H. ʒii–ʒi	8 –30	C ʒii–ʒss	12 –45
	S. ʒss–i	2 –4	D ℥x–xxx	6–2
Gum Arabic	H. ʒii–iii	60 –90	C ʒii–iv	60 –120
	S. ʒss–i	15 –30	D gr xx–xl	1 3–2 6
Tragacanth	H. ʒii–iii	60 –90	C ʒii–vi	60 –120
	S. ʒss–i	15 –30	D gr xx–xl	1 3–2 6
Hamamelis, Fluid Ext	H. ʒi–ii	30 –60	C ʒi–iii	30 –90
	S. ʒii–iv	8 –15	D ʒss–i	2 –4
Helleborus Niger Fluid Ext	H. ʒi–iv	4 15	C. ʒii–vi	8 –24
	S. ℥x–xxx	6–2	D ℥v–xv	3–1
Hematoxylin Ext	H. ʒss–iv	2 –15	C ʒii–vi	8 –24
	S gr xx–ʒi	1 3–4	D gr v–xv	3–1
Fluid Ext	H ʒss–iss	15 –45	C ʒi–ii	30 –60
	S. ʒiss–iii	6 –12	D ℥xv–xlv	1 –3
Heroin	H. gr ss–ii	03– 13	C gr i–iii	06– 2
	S. gr ⅛–¼	008– 016	D gr ½o–⅛	002– 008
Homatropin	H. gr iii–vi	2– 4	C gr iii–viii	2– 5
	S. gr ⅛–¼	02– 04	D gr ⅛	02
Humulus, Fluid Ext	H. ʒi–iv	4 –15	C ʒii–vi	8 –24
	S ℥xv–ʒss	1 –2	D ℥v–xv	3–1
Tincture	H. ʒi–iv	30 120	C ʒi–vi	60 –180
	S. ʒi–iv	4 –15	D ʒss–ii	2 –8
Hydrastin	H. gr xv–xxx	1 –2	C gr xx–xlv	1 3–3
	S. gr v–x	3– 6	D gr iii–v	2– 3
Hydrastine, Hydrochloride	H. gr j–ii	06– 13	C gr i–iii	06– 2
	S. gr ⅛–½	01– 02	D gr ½–⅛	005– 01
Hydrastis	H. ʒii–ʒi	8 –30	C ʒiii–ʒss	12 –45
	S. ʒi–ii	4 –8	D gr v–ʒi	3–4
Fluid Ext	H. ʒii–ʒi	8 –30	C ʒiii–ʒss	12 –45
	S. ʒi–ii	4 –8	D ℥v–ʒi	3–4
Glycerite	H. ʒii–ʒi	8 –30	C ʒiii–ʒss	12 –45
	S. ʒi–iv	4 –15	D ℥v–ʒi	3–4
Tincture	H. ʒi–ii	30 –60	C ʒi–iss	30 –75
	S. ʒi–iv	4 –15	D ʒss–ii	2 –8
Hydrogen Dioxide	H. ʒss–ii	15 –60	C ʒi–iii	30 –90
	S. ʒi–iv	4 –15	D ℥xv–ʒii	1 –8
Hyoscine, Hydrobromide	H. gr ½o–½o	003– 006	C gr ⅛–¼	01– 15
	S. gr ½o–½o	001– 002	D gr ½so–½oo	0004– 006
Hyoscyamine, Hydrobrom or Sulphate	H. gr i–ii	06– 013	C gr i–iii	66– 2
	S. gr ½o–½	003– 013	D gr ½o–½o	001– 002
Hyoscyamus	H. ʒ ss–i	15 –30	C ʒi–iss	30 –45
	S ʒss–i	2 –4	D gr v–xv	3–1
Extract	H gr xx–ʒi	1 3–4	C ʒss –ʒiss	2 – 6
	S. gr ivv–iii	25– 5	D gr ss–ii	03– 13
Fluid Ext	H. ʒss–i	15 –30	C ʒi–iss	30 –45
	S. ʒss–i	2 –4	D ℥v–xv	3–1.

Remedies	Dose Apothecary	Dose Metric Gm. or Cc.	Dose Apothecary	Dose Metric Gm. or Cc
Tincture	H. ʒi–iii	30 –90	C ʒii–iv	60 –120
	S. ʒii–iv	8 –15.	D ʒi–ii	4 8
Hypophosphites, Comp'd. Syrup.	H. ʒi–ii	30 –60	C ʒss–iii	45 –90
	S. ʒii–iii	8 –12	D ʒss–i	2 –4
Ichthyol	H. ʒi–iii	4 –12	C ʒi i–iv	8 –15
	S. gr x–xx	6–1 3	D gr ii–x	13– 6
Ignatia, Fluid Ext	H. ʒss–i	2 –4	C ʒss–iss	2 –6
	S. mxx–xl	1 3–2 6	D mj–v	06– 3
Iodine	H. ʒss–i	2 –4	C ʒss–iss	2 –6
	S. gr x–xx	6–1 3	D gr ii–v	13– 3
Iodine Comp'd Solution	H. ʒii–iv	8 –15	C ʒiii–vi	12 24
	S. mxx–xl	1 3–2 6	D mji–x	13– 6
Tincture	H. ʒii–iv	8 –15	C ʒiii–vi	12 –24
	S. mxx–xl	1 3–2 6	D mji–x	13– 6
Iodoform	H. ʒss–i	2 –4	C ʒss–iss	2 –6
	S. gr x–xx	6–1 3	D gr ii–viii	13– 5
Ipecac Extract	H. ʒi–ii	4 –8	C ʒiss–iii	6 –12
	Shp. ʒss–i	2 –4	D gr ss–ii	03– 13
Emetic	Sw gr xv–ʒss	1 –2	D gr xv–ʒss	1 –2
Fluid Ext	H. ʒi–ii	4 –8	C ʒiss–iii	6 –12
	S. mxv–ʒss	1 –2	D mj–ii	06– 13
Iron and Ammonium, Citrate	H. ʒi–ii	4 –8	C ʒiss–iii	6 12
	S. gr x–xx	6–1 3	D gr v–x	3– 6
Carb. Sacch.	H. ʒi–ii	2 –4	C ʒiss–iii	6 –12
	S. gr xx–ʒss	1 3–2	D gr i–v	06– 3
Chloride Sol.	H. ʒii–iv	8 –15	C ʒiii–vi	12 –24
	S. mx–xx	6–1 3	D mji–x	13– 6
Tinct	H. ʒi–ii	30 –60	C ʒiss–iii	45 –90
	S. mxx–ʒi	1 3–4	D mv–ʒss	3–2
Iodide Syrup	H. ʒi–iv	4 –15	C ʒiss–vi	6 –24
	S mx–ʒss	6–2	D mv–x	3– 6
and Quinine Citrate	H. ʒi–iv	4 –15	C ʒiss–vi	6 –24
	S. gr x–ʒss	6–2	D gr v–x	3– 6
Iron, Reduced.	H. ʒi–ii	4 –8	C ʒii–iv	8 –15
	S. gr xx–ʒss	1 3–2	D gr i–v	06– 3
and Strychnine Citrate	H. gr x–xv	6–1	C gr x–xx	6–1 3
	S. gr ii–iv	12– 25	D gr i–ii	06– 13
Sulphate	H. ʒi–ii	4 –8	C ʒi–iii	4 –12
	S. gr xx–ʒss	1 3–2	D gr i–v	06– 3
Jaborandi	H. ʒii–iv	8 –15	C ʒiii–vi	12 –24
	S. ʒss–i	2 –4	D gr v–ʒi	3–4
Fluid Ext	H. ʒii–iv	8 –15	C ʒiii–vi	12 –24
	S. ʒss–i	2 –4	D mv–ʒi	3–4
Jalap	Sw ʒii–iv	8 –15	D ʒi–ii	4 –8
Fluid Ext	Sw ʒii–iv	8 –15	D ʒi–ii	4 –8
Resin of	Sw ʒss–i	2 –4	D gr xv–xxx	1 –2
Jambul	H. ʒi–ii	4 –12	C ʒii–iv	8 –15
	S. gr x–xx	6–1 3	D gr v–x	3– 6
Juniper Oil	H. ʒi–ii	4 –8	C ʒi–iii	4 –12
	S. mx–xxx	6–2	D mji–x	13– 6

Remedies	Dose Apothecary	Dose Metric Gm. or Cc.	Dose Apothecary	Dose Metric Gm. or Cc
Comp d Spts.	H. ʒii–iv	60 –120	C ʒiii–vi	90 –180
	S. ʒss–i	15 –30	D ʒi–iv	4 –15
Kamala	H. ʒss–i	15 –30	C ʒss–iss	15 –45
	S. ʒi–iii	4 –12	D ʒss–ii	2 –8
Fluid Ext	H. ʒss–i	15 –30	C ʒss–iss	15 –45
	S. ʒi–iii	4 –12	D ʒss–ii	2 –8
Kava-kava, Fluid Ext	H. ʒss–i	15 –30	C ʒi–ii	30 –60
	S. ʒi–iii	4 –12	D mxv–ʒi	1 –4
Kino	H. ʒss–i	15 –30	C mj–ii	30 –60
	S. ʒi–ii	4 –8	D gr v–xxx	3–2
Fluid Ext	H. ʒss–i	15 –30	C ʒi–ii	30 –60
	S. ʒi–ii	4 –8	D mv–xxx	3 2
Tincture	H. ʒi–ii	30 –60	C ʒi–iii	30 –90
	S. ʒi–iii	4 –12	D ʒss–ii	2 –8
Koussin Kousso	H. ʒss–ii	15 –60	D gr v–xl	3–2 6
	S. ʒi–iii	4 –12	C ʒi–iii	30 –90
Fluid Ext	H. ʒss–ii	15 –60	D ʒss–ii	2 –8
	S. ʒi–iii	4 –12	C ʒi–iii	30 –90
Krameria	H. ʒss–i	15 –30	D ʒss–ii	2 –8
	S. ʒi–ii	4 –8	C ʒi–ii	30 –60
Extract	H. ʒi–iii	8 –12	D gr v–ʒss	3–2
	S. gr xx–xl	1 3–2 6	C ʒii–iv	8 –15
Fluid Ext	H. ʒss–i	15 –30	D gr v–x	3– 6
	S. ʒi–ii	4 –8	C ʒi–ii	30 –60
Tinct	H. ʒi–ii	30 –60	D gr v–xxx	3–2
	S. ʒii–vi	8 –24	C ʒiss–iii	45 –90
Lactopeptine	H. ʒi–ii	4 –8	D ʒss–ii	2 –8
	S. gr x–ʒss	6–2	C ʒiss–iii	6 –12
Lead Acetate.	H ʒss–i	2 –4	D gr v–xv	3–1
	S. gr xv–xx	1 –1 3	C ʒi–ʒiss	4 –6
Lime Water	H. ʒiv–vi	120 –180	D gr i–ii	06– 13
	S. ʒi–ii	30 –60	C ʒiv–viii	120 –240
Linseed Oil	H. ʒss–i	250 –500	D ʒi–ʒi	4 –30
	S. ʒvi–xii	180 –360	C ʒi–ii	500 –1000
Lithium Bromide	H. ʒss–i	15 –30	D ʒss–iss	15 –60
	S. ʒss–ii	2 –8	C ʒss–iss	15 –45
Carbonate	H. ʒi–iv	4 –15	D gr v–xx	3–1 3
	S. gr xv–ʒi	1 –4	C ʒii–vi	8 –24
Citrate	H. ʒi–iv	4 –15	D gr iii–x	2– 6
	S. gr xv–ʒi	1 –4	C ʒii–vi	8 –24
Lobelia	H. ʒi–ʒi	4 –30	D gr v–xx	3–1 3
	S. ʒss–ii	2 –8	C ʒii–iv	8 –45
Fluid Ext	H. ʒi–ʒi	4 –30	D ʒss–iss	13–1
	S. ʒss–ii	2 –8	C ʒii–iv	8 –45
Tinct	H. ʒi–ii	30 –60	D mv–xv	3–1
	S. ʒi–iii	4 –12	C ʒi–iii	30 –90
Lobelin	H. gr v–xv	3–1	D mv–ʒss	3–2
	S. gr i–ii	06– 13	C gr x–xx	6–1 3
Lugol's Sol	H. ʒii–iv	8 –15	D gr ss–i	03– 06
	S. mxx–xl	1 3–2 6	C ʒiii–vi	12 –24
Lupulin	H. ʒi–iii	4 –12	D mji–x	13– 6
	S. gr x–xx	6–1 3	C ʒii–iv	8 –15
Magnesia Carb	Foals, ʒi–ii	4 –8	D gr v–x	3– 6
	S. ʒi–ii	4 –8	Calves, ʒi–ii	4 –8
Sulphate Laxative	H. ʒii–iv	60 –120	D. gr v–ʒi	3–4
	S. ʒss–i	15 –30.	C. ʒiii–vi	90 –180
			D. ʒi–iv	4 –15

Remedies	Dose Apothecary	Dose Metric Gm. or Cc.	Dose Apothecary	Dose Metric Gm. or Cc.
Purgative			C lb i–ii	500 –1000
	Shp. ʒiv–vi	120 –180		
Male Fern, Fluid Ext	H. ʒiii–vi	12 –24	C ʒiv–viii	15 –30
	S. ʒi–ii	4 –8	D ℥xv–ʒi	1 –4
Oleoresin	H ʒiii–vi	12 –24	C ʒiv–viii	15 –30
	S. ʒi–ii	4 –8	D ℥xv–ʒi	1 –4
Manganese Dioxide	H ʒss–ii	2 –8	C ʒi–iii	4 –12
	S. gr v–x	3– 6	D gr ii–v	13– 3
Massa Hydrargyri, Blue Mass	H. ʒss–ii	2 –8	C ʒi–iii	4 –12
	S gr v–xx	3–1 3	D gr i–x	06– 6
			D ʒii–ʒi	8 –30
Manna				
Matico, Fluid Ext	H ʒss–i	15 –30	C ʒss–iss	15 –45
	S ʒi–ii	4 –8	D ʒss–i	2 –4
Tinct	H ʒi–ii	30 –60	C ʒiss–iii	45 –90
	S. ʒii–iv	8 –15	D ʒss–i	2 –4
Matricaria, Fluid Ext	H. ʒii–ʒi	8 –30	C ʒiii–ʒiss	12 –45
	S. ℥xv–ʒi	1 –4	D ℥viii–ʒss	5–2
Menthæ Piperitæ Oil	H ℥xv–xxx	1 –2	C ℥xv–xl	1 –3
	S. ℥v–x	3– 6	D ℥i–v	06– 3
Spirits	H. ʒii–iv	8 –15	C ʒiii–vi	12 24
	S. ʒss–i	2 –4	D ℥i–ʒss	06–2
Menthol	H gr xv–xxx	1 –2	C gr xx–l	1 3–3 2
	S. gr v–x	3– 6	D gr i–iii	06– 2
Mercury with Chalk	Foals, gr x–xv	6–1	Cal gr x–xv	6–1
	S. gr x–xv	6–1	D gr v–x	3– 6
Mercury Biniodide	H. gr ii–vii	13– 5	C gr iii–x	2– 6
	S. gr i–iii	06– 13	D gr ⅟₂₀–⅛	003– 013
Chloride, Corros	H. gr v–viii	3 5	C gr v–x	3– 6
	S. gr i–ii	06– 13	D gr ⅟₂₀–⅛	002– 008
Mild	H ʒss–i	2 –4	C ʒss–iss	2 –6
	S. gr ii–x	13– 6	D gr i–v	06– 3
Iodide, Red	H. gr v–viii	3– 5	C gr v–x	3– 6
	S gr i–ii	06–13	D gr ⅟₂₀–⅛	002– 008
Mass (Blue Pill)	H. ʒi–iii	4 –12	C ʒii–iv	8 –15
	S. gr v–xx	03–1 3	D gr ii–x	13– 6
Methacetin	H. ʒi–ii	4 –8	C ʒss–iii	6 –12
	S. gr ii–x	13– 6	D gr i–v	06– 3
Methyl Salicylate	H. ʒii–viii	8 –30	C ʒiii–xii	12 –45
	S. ℥xv–ʒi	1 –4	D ℥v–xv	3–1
Methylene Blue	H gr xv–ʒi	1 –4	C gr xx–ʒiss	1 3–6
	S. gr iii–viii	2– 5	D gr ii–v	13 25
Morphine and Salts	H gr iii–x	2– 6	C gr v–xv	3–1
	S. gr ⅛–ii	013– 13	D gr ⅛–½	008– 03
Morrhuol	H. ʒss–ii	2 –4	C ʒi–iii	4 –12
	S. gr ii–x	13– 6	D gr i–v	06– 3

VETERINARY DOSE-TABLE

Remedies	Dose Apothecary	Dose Metric Gm. or Cc.	Dose Apothecary	Dose Metric Gm. or Cc.
Muscarine Sulphate	H. gr ⅛–½	013– 03	C gr ¼–¾	016– 05
	S. ⅟₂₀–⅟₁₀	006– 003	D gr ⅟₂₀–⅟₁₅	002– 004
Mustard	H ʒss–i	15 –30	C ʒss–iss	15 –45
	S ʒss–ii	2 –8	D gr x–xv	6–1
Emetic	S ʒss–i	15 –30	ʒss	15
Myrrh, Pulvis	H. ʒii–iv	8 –15	C ʒiii–vi	12 –24
	S ʒss–i	2 –4	D gr x–xx	6–1 3
Tincture	H ʒii–iv	8 –15	C ʒiii–vi	12 –24
	S ʒi–ii	4 –8	D ℥x–xxx	6–2
Naphthalin	H ʒii–iv	8 –15	C ʒiii–vi	12 –24
	S gr x–ʒi	6–4	D gr ii–xx	13–1 3
Naphthol	H. ʒii–iii	8 –12	C ʒii–iv	8 –15
	S gr v–ʒss	3–2	D gr i–x	06– 6
Nicotine	H. gr ⅟₄₀–⅟₁₀	001– 006	C gr ⅟₄₀–⅛	0015– 008
	S. gr ⅟₆₀–⅟₃₀	001– 002	D gr ⅟₁₀₀–⅟₆₀	0006– 00
Nitroglycerin	H gr ⅛–½	013– 03	C gr ⅛–¾	016 – 05
	S. gr ⅟₆₀–⅟₃₀	001– 002	D gr ⅟₁₀₀–⅟₆₀	0006– 001
Nitroglycerine, 1% Solution	H ʒss–i	2 –4	C ʒss–iss	2 –6
	S ℥v–x	3– 6	D ℥j–ii	06– 13
Nitrous Ether, Spirits	H ʒi–iv	30 –120	C ʒii–vi	60 –180
	S ʒii–iv	8 –15	D ℥x–ʒi	6–4
Nuclein	H ʒii–vi	8 —24	C ʒiii–viii	12 –30
	S ʒss–ii	2 –8	D ℥v–ʒi	3–4
Nux Vomica	H. ʒss–ii	2 –8	C ʒi–iii	4 –12
	S. gr x–xx	6–1 3	D gr i–ii	06– 13
Extract	H gr ii–xv	13–1	C gr iii–xx	2–1 3
	S gr i–iii	06– 2	D gr ⅛–¼	008– 016
Fluid Ext	H. ʒss–ii	2 –8	C ʒi–iii	4 –12
	S. ℥x–xx	6–1 3	D ℥j–ii	06– 13
Tinct	H ʒi–vi	4 –24	C ʒii–viii	8 –30
	S ℥xx–xl	1 3–2 6	D ℥v–xv	3–1
Olive Oil	H. ʒi–ii	500 –1000	C ʒss–iii	750 –1500
	S. ʒiv–viii	120 –240	D ʒii–iv	60 –120
Opium	H. ʒi–ii	4 –8	C ʒii–iv	8 –15
	S gr v–xx	3–1 3	D gr ss–iii	03– 2
Extract	H ʒss–i	2 –4	C ʒi–ii	4 –8
	S. gr v–x	3– 6	D gr ⅛–½	01– 03
Tincture	H. ʒi–ii	30 –60	C ʒss–iii	45 –90
	S ʒii–vi	8 –24	D ℥ii–ʒss	2–2
Tinct., Camphorated	H. ʒii–iv	60 –120	C ʒii–vi	90 –180
	S. ʒiv–viii	15 –30	D ʒi–iv	4 –15
Wine	H. ʒi–ii	30 –60	C ʒss–iii	45 –90
	S ʒii–vi	8 –24	D ℥ii–ʒss	2–2
Orexine	H. ʒss–iii	2 –12	C ʒi–iv	4 –15
	S. gr v–xv	3–1	D gr iii–viii	2– 5
Ox Gall	H. ʒii–iv	8 –15	C ʒii–vi	12 –24
	S gr x–ʒss	6–2	D gr v–xv	3–1
Pancreatin	H. ʒss–i	2 –4	C ʒi–ii	4 –8
	S gr x–xx	6–1 3	D gr v–xv	3–1
Papain	H. ʒss–i	2 –4	C ʒi–ii	4 –8
	S. gr v–xv	3–1	D gr ii–x	13– 6
Paraldehyde	H ʒss–ii	15 –60	C ʒi–iii	30 –90.
	S. ʒi–ii	4 –8	D ʒss–i	2 –4.
Pareira, Fluid Ext	H. ʒss–i	15 –30	C ʒi–ii	30 –60
	S. ʒi–ii	4 –8	D ʒss–i	2 –4

Remedies	Dose Apothecary	Dose Metric Gm. or Cc.	Dose Apothecary	Dose Metric Gm. or Cc.
Pelletierine, Sulphate	H. gr xv–xxx	1 –2	C gr xx xl	1 3 2 6
	S gr v–x	3– 6	D gr iii–vi	2– 4
Tannate	H. ʒss–i	2 –4	C ʒss–iss	2 –6
	S gr xv–ʒss	1 –2	D gr x–xx	6–1 3
Pepo (Pumpkin Seed)			D ʒss–ii	15 –60
Pepper, Black	H ʒ i–ii	4 –8	C ʒiss–iii	6 –12
	S gr xx–ʒi	1 3–4	D gr v–x	3– 6
Peppermint Oil	H. ♏xv–ʒss	1 2	C ♏xx–ʒi	1 3–4
	S. ♏v–x	3– 6	D ♏i–v	06– 3
Spirits	H. ʒii–iv	8 –15	C ʒiii–vi	12 –24
	S. ʒss–i	2 –4	D ♏xv–ʒss	1 –2
Pepsin	H. gr xv–ʒi	1 –4	C ʒss–iss	2 –6
	S. gr v–xx	3–1 3	D gr iv–x	26– 6
Saccharated.	H. ʒss–ii	2 –8	C ʒi–iii	4 –12
	S. gr x–xl	6–2 6	D gr iv–vx	26–1 3
Petrolatum	H ʒi–viii	30 –240	C ʒii–xii	60 –360
	S ʒii–iv	8 –15	D ʒi–ii	4 –8
Phenacetin	H. ʒii–iii	8 –12	C ʒii–iv	8 –15
	S. gr x–ʒss	6–2	D gr v–x	3– 6
Phloridsin	H. ʒi–ii	4 –8	C ʒiss–iii	6 –12
	S ʒss–i	2 –4	D gr xv–ʒss	1 –2
Phosphorated Oil	H. ʒii–iii	8 –12	C ʒii–v	8 –20
	S ♏x–ʒss	6–2	D ♏i–v	06– 3
Phosphorus	H gr i–ii	06– 13	C gr i–ii	06– 2
	S. gr 1/100–1/20	0006– 003	D gr 1/150–1/30	0004– 0012
Spirits	H ʒi–ii	4 –8	C ʒiss–iii	6 –12
	S ♏x–ʒss	6–2	D ♏vii–xx	5–1 3
Physostigma	H gr xv–ʒss	1 –2	C gr xx xl	1 3–2 6
	S gr ii–iv	13– 25	D gr ¼–i	016– 06
Fluid Ext	H. ♏xv–ʒss	1 –2	C ♏xx–xl	1 3–2 6
	S ♏ii–iv	13– 25	D ♏¼–i	016– 06
Physostigmine, Salicylate or Sulphate, Hypodermic	H gr i–iss	06– 1	C gr iss–ii	1– 2
	S gr 1/60–1/6	0013– 013	D gr 1/100–1/30	0006– 002
Phytolacca, Fluid Ext	H ʒi–ii	4 –8	C ʒiss–iii	6 –12
	S ♏xx–ʒi	1 3–4	D ♏v–ʒss	3–2
Pichi, Fluid Ext	H ʒii–vi	8 –24	C ʒiii–ʒi	12 –30
	S ʒss–i	2 –4	D ♏x–ʒss	6–1
Picrotoxin	H gr 1/6–1/4	01– 02	C gr 1/4–1/2	016– 03
	S gr 1/60–1/30	001– 002	D gr 1/120–1/60	0005– 001
Pilocarpaneand Salt	H gr ii–v	13– 3	C gr iii–vi	2– 4
	S. gr 1/10–2/3	006– 04	D gr 1/20–1/3	002– 02
Pilocarpus	H ʒii–iv	8 –15	C ʒiii–vi	12 –24
	S ʒii–iv	2 –4	D gr. v–ʒi	3–4
Fluid Ext	H. ʒii–iv	8 –15	C ʒiii–vi	12 –24
	S ʒss–i	2 –4	D ♏v–ʒi	3–4
Piperazin	H. ʒi–ii	4 –8	C ʒiss–iii	6 –12
	S. gr xv–ʒss	1 –2	D gr v–xv	3–1
Podophyllin...	H. ʒi–ii	4 –8	C ʒiss–iii	6 –12
	S. gr. v–xx	3–1 3	D gr i–ii	06– 13

Remedies	Dose Apothecary	Dose Metric Gm. or Cc.	Dose Apothecary	Dose Metric Gm. or Cc.
Polygonum, Fluid Ext	H ʒss–i	15 –30	C ʒss–iss	15 –45
	S. ʒi–ii	4 –8	D ♏x–ʒi	6–4
Potassa Sol	H ʒss–i	15 –30	C ʒss–iss	15 –45
	S. ʒss–i	2 –4	D ♏v–xx	3–1 3
Potassium Acetate	H. ʒss–i	15 –30	C ʒss–iss	15 –45
	S ʒss–i	2 –4	D gr v–xx	3–1 3
Bicarbonate	H. ʒss–i	15 –30	C ʒss–iss	15 –45
	S. ʒss–i	2 –4	D gr v–xx	3–1 3
Bitartrate	H ʒss–i	15 –30	C ʒss–iss	15 –45
	S. ʒii–ʒss	8 –15	D ʒss–i	2 –4
Bromide	H. ʒi–ii	30 –60	C ʒi–iii	30 –90
	S ʒii–iv	8 –15	D gr v–ʒi	3–4
Carbonate	H ʒss–i	15 –30	C ʒi–iss	30 –45
	S ʒss–i	2 –4	D gr v–xx	3–1 3
Chlorate	H ʒss–i	15 –30	C ʒi–iss	30 –45
	S ʒss–i	2 –4	D gr v–xx	3–1 3
Citrate	H. ʒss–i	15 –30	C ʒi–iss	30 –45
	S ʒss–i	2 –4	D gr v–xx	3–1 3
Iodide	H ʒss–i	15 –30	C ʒi–iss	30 –45
	S. gr x–ʒss	6–2	D gr ii–x	13– 6
Nitrate	H ʒss–i	15 –30	C ʒi–iss	30 –45
	S. ʒss–i	2 –4	D gr v–xx	3–1 3
Permanganate and Sodium	H ʒss–i	2 –4	C ʒi–iss	8 –6
	S. gr iii–vi	2– 4	D gr ss–ii	03– 2
Tartrate	H. ℔ i ii	500 –1000	C ℔. iss–iii	750 –1500
	S. ʒii–iv	60 –120	D ʒss–i	15 –30
Prunus Virginiana, Fluid Ext.	H. ʒss–ii	15 –60	C ʒi–iii	30 –90
	S. ʒi–ii	4 –8	D ʒss–i	2 –4
Pulsatilla Fluid Ext	H ʒss–ii	2 –8	C ʒi–iii	4 –12
	S. ♏v–x	3– 6	D ♏ii–v	13– 3
Pyrethrum	H ʒiv–ʒi	15 –30	C ʒvi–ʒiss	24 –45
	S. ʒss–ʒiss	2 –6	D gr xx–ʒi	1 3–4
Quassia, Ext	H ʒi–ii	4 –8	C ʒiss–iii	6 –12
	S gr v–x	3– 6	D gr ss–ii	03– 2
Fluid Ext	H ʒi–ii	30 –60	C ʒiss–iii	45 –90
	S. ʒii–iv	8 –15	D ♏xv–ʒi	1 –4
Tinct	H ʒi–ii	30 –60	C ʒiss–iii	45 –90
	S ʒi–iii	4 –12	D ♏xv–ʒi	1 –4
Quassin	H gr iv–viii	25– 5	C gr vi–x	39– 6
	S. gr ¼–½	016– 03	D gr ⅛–½	008– 02
Quebracho Fluid Ext	H ss–ii	15 –60	C ʒi–iii	30 –90
	S. ʒi–ii	4 –8	D ♏v–ʒi	3–4
Quercus Alba	H ʒss–i	15 –30	C ʒi–iss	30 –45
	S. ʒi–ii	4 –8	D gr x–ʒss	6–2
Fluid Ext	H. ʒss–i	15 –30	C ʒss–iss	15 –45
	S. ʒi–ii	2 –4	D ♏x–ʒi	6–2
Quinidine, Tonic	H. gr xx–ʒi	1 3–4	C ʒss–ʒiss	2 –6
	S. gr vi–xv	4–1	D gr i–ii	03– 13
Antipyretic	H. ʒii–v	8 –20	C ʒiii–vi	12 –24.
	S. gr xx–xl	1 3–2 6	D gr vii–xv	5–1

VETERINARY DOSE-TABLE

Remedies	Dose Apothecary	Dose Metric Gm. or Cc.	Dose Apothecary	Dose Metric Gm. or Cc
Sarsaparilla, Fluid Ext	H. ʒi–ii	30 –60	C ʒss–iii	45 90
	S. ʒi–ii	4 –8	D ʒss–i	2 –4
Fluid Ext. Comp	H. ʒi–ii	30 –60	C ʒss–iii	45 –90
	S. ʒi–ii	4 –8	D ʒss–i	2 –4
Sassafras, Fluid Ext	H. ʒi–ii	30 –60	C ʒss–iii	45 –90
	S. ʒi–ii	4 –8	D ʒss–i	2 –4
Oil	H. ʒss–ii	2 –8	C ʒi–iii	4 –12
	S. mv–x	3– 6	D mi–v	06– 3
Scammony	H. ʒii–vi	8 –24	C ʒiii–viii	12 –30
	S. ʒi–iii	4 –12	D ʒss–ii	2 8
Resin	H. ʒii–iv	8 –15	C ʒiii–vi	12 24
	S. ʒi–ii	4 –8	D ʒss–i	2 –4
Scilla	H. ʒss–i	2 –4	C ʒss–iss	2 –6
	S. gr v–xx	3–1 3	D gr ii–v	13– 3
Scoparine	H. gr v–xv	3–1	C gr x–xx	6–1 3
	S. gr i–ii	06– 13	D gr ½–i	03– 06
Scoparius, Fluid Ext	H. ʒss–i	15 –30	C ʒss–iss	15 –45
	S. ʒi–ii	4 –8	D ʒss–i	2 –4
Scopolamine, Hydro-bromide, Hypoder	H. gr ½o–1/10	003– 006	C gr 1/4–½	004– 008
	S. gr ½o–1/20	001– 002	D gr 1/25o–½o	00025– 001
Scutellaria, Fluid Ext	H. ʒss–i	15 –30	C ʒss–iss	15 –45
	S. ʒi–iii	4 –12	D ʒss–i	2 –4
Senega, Fluid Ext	H ʒi–iv	4 –15	C ʒiss–vi	6 –24
	S. mxv–ʒss	1 –2	D mx–xv	03–1
Senegin	H. gr v–xx	3–1 3	C gr x xxx	6–2
	S gr ½ii	03– 13	D gr ¼–i	016– 06
Senna	H. ʒiv–v	120 –150	C ʒv–viii	150 240
	S. ʒi–ii	30 –60	D ʒi–iv	4 –8
Fluid Ext	H. ʒiv–v	120 –150	C ʒv–viii	150 –240
	S. ʒi–ii	30 –60	D ʒi–iv	4 –15
Serpentaria, Fluid Ext	H. ʒss–i	15 –30	C ʒss–iss	15 –45
	S ʒss–i	2 –4	D mx–ʒss	6–2
Tincture			D ʒss–ii	2 –8
Silver Nitrate	H. gr v–x	3– 6	C gr v–xv	3–1
	S. gr i–ii	06– 13	D gr ⅙–½	008– 03
Sinapis, Oil, Vol	H mii–v	13– 3	C miii–vi	2– 4
	S. mj¼–½	016– 03	D mj⅙–¼	008– 016
Soda Solution	H. ʒss–i	15 –30	C ʒss–iss	15 –45
	S. ʒss–i	2 –4	D mv–xx	3–1 3
Sodium Acetate	H. ʒss–i	15 –30	C ʒss–iss	15 –45
	S. ʒss–i	2 –4	D gr x–ʒss	6–2
Arsenate	H. gr iii–vi	2– 4	C gr iii–viii	2– 5
	S. gr ss–i	03– 06	D gr ⅙o–1/10	001– 005
Benzoate	H. ʒss–iv	2 –15	C ʒi–v	4 –20
	S. gr x–ʒi	06–4	D gr iii–x	2– 6
Bicarbonate.	H. ʒss–ii	15 –60	C. ʒi–iii	30 –90
	S. ʒss–i	2 –4	D. gr. v–ʒss	3–2

VETERINARY DOSE-TABLE

Remedies	Dose Apothecary	Dose Metric Gm. or Cc.	Dose Apothecary	Dose Metric Gm. or Cc.
Sodium Borate	H. ʒii–ʒi	8 –30	C ʒiii–ʒiss	12 –45
	S. gr x–ʒi	6–4	D gr x–ʒss	6–2
Bromide	H. ʒi–ii	30 –60	C ʒiss–ii	45 –90
	S. ʒii–iv	8 –15	D gr v–ʒi	3–4
Carbonate	H. ʒii–vi	8 –24	C ʒiii–viii	12 –30
	S gr xx–xl	1 3–2 6	D gr v–xx	3–1 3
Chlorate	H. ʒiii–vi	12 –24	C ʒiv–viii	15 –30
	S. gr xxx–l	2 –3 3	D gr vi–xii	4– 8
Chloride	H. ʒss–ii	15 –60	C ʒi–iii	30 –45
	S. ʒii–iv	8 –15	D gr v–xx	3–1 3
Purge			C lb ss–i	250 –500
Hypophos	H. ʒss–i	15 –30	C ʒi–iss	30 –45
	S. ʒss–i	2 –4	D gr x–ʒss	6–2
Hyposulphite	H. ʒss–ii	15 –60	C ʒi–iii	30 –90
	S. ʒss i	2 –4	D gr v–ʒss	3–2
Iodide	H. ʒii iv	8 –15	C ʒiii–vi	12 –24
	S gr xv–ʒss	1 –2	D gr ii–x	13– 6
Nitrate	H. ʒss–ii	15 –60	C ʒi–iii	30 –90
	S. ʒi–ii	4 –8	D ʒss–ii	2 –4
Nitrite	H. gr x–ʒss	6–2	C gr xx–xl	1 3–2 6
	S. gr i–v	06– 3	D gr ss–ii	03– 2
Phosphate	H. ʒii–x	60 –300	C lb ss–i	250 –500
	S ʒiv–ʒi	15 –30	D ʒi–iv	4 –15
Salicylate	H. ʒii ʒi	8 –30	C ʒiii–ʒiss	12 –45
	S. ʒss–ii	2 –8	D gr v–ʒss	3–2
Santoninate.	H. ʒss–ii	2 –8	C ʒi–iii	4 –12
	S gr v xx	3–1 3	D gr ii–x	13– 6
Sulphate	H. lb ss–i	250 –500	C lb i–iss	500 –750
Sulphite	H ʒss–i	15 –30	C ʒi–iss	30 –45
	S ʒss–i	2 –4	D gr v–ʒss	3–2
Sulphocarbolate	H. ʒii ʒi	8 –30	C ʒiii–ʒiss	12 –45
	S. gr xv–ʒi	1 –4	D gr x–ʒss	6–2
Sparteine, Sulphate	H. gr v–ʒss	3–2	C gr x–xl	6–2 6
	S gr ss–iv	03– 25	D gr ½o–ii	006– 13
Spigelia Fluid Ext	H. ʒii–ʒi	8 –30	C ʒii–ʒiss	12 –45
	S ʒss–ii	2 –8	D mxv–ʒi	1 –4
Squill	H. ʒi–ii	4 –8	C ʒiss–iii	6 –12
	S gr v–xx	3–1 3	D gr i–v	06– 3
Fluid Ext	H. ʒi–ii	4 –8	C ʒiss–iii	6 –12
	S mx–xx	6–1 3	D mi–v	06– 3
Syrup	H. ʒss	15		
	S ʒi–ii	4 –8	D ʒss–i	2 –4
Tincture	H. ʒvi–ʒiss	24 –45	C ʒiss–iii	45 –90.
	S ʒiss–iii	6 –12	D mv–ʒss	3–2.
Stillingia, Fluid Ext	H. ʒii–ʒi	8 –30	C ʒii–ʒiss	12 –45
	S ʒss–ii	2 –8	D mx–ʒi	6–4
Tincture	H. ʒss–iss	15 –45	C ʒi–ii	30 –60
	S ʒi–ii	4 –8	D ʒss–i	2 –4
Stramonium, Ext	H. gr v–x	3– 6	C gr v–xv	3– 1
	S gr ¼–i	015– 06	D gr ⅙–½	01– 03
Fluid Ext	H. mxx–ʒi	1 3–4	C ʒss–ʒiss	2 –6
	S mv–x	3– 6	D mi–v	06– 3
Tincture	H. ʒi–ii	4 –8	C ʒiss–iii	6 –12
	S. mx–ʒss	6–2	D mv–xx	3–1 2

VETERINARY DOSE-TABLE

Remedies	Dose Apothecary	Dose Metric Gm. or Cc.	Dose Apothecary	Dose Metric Gm. or Cc.
trontium Brom	H. ʒi–ii	30 –60	C ʒiss–iii	45 –90
	S. ʒii–iv	8 –15	D gr x–ʒi	6–4
Iodide	H. ʒss–i	15 30	C ʒi–iss	30 –45
	S. ʒi–ii	4 8	D gr v–ʒi	3–4
trophanthin.	H gr ½–½	013– 03		
	S. gr ½o–½6	002– 004	D gr ½oo–½o	0006– 001
trophanthus, Tincture	H. ʒi–iv	4 –15	C ʒii–vi	8 –24
	S. ♏v–xx	3–1 3	D ♏ii–x	13– 6
trychnine and Salts	H. gr ½–ii	03– 13	C gr i–iii	06– 2
	S. gr ½o–½	002– 013	D gr ½20–½o	0005 002
ulphonal	H. ʒi–vi	4 –24	C ʒii–ʒi	8 30
	S. gr x–xlv	6–3	D gr v–ʒss	3 2
ulphur	H. ʒii–iv	60 –120	C ʒiii–vi	90 180
	S. ʒi–ii	30 –60	D ʒss–iv	2 –15
umbul, Fluid Ext	H. ʒii–vi	8 –24	C ʒiii–ʒi	12 –30
	S. ♏xv–ʒi	1 –4	D ♏v–ʒss	3–2
Tincture	H. ʒiv–ʒi	15 –30	C. ʒvi–ʒiss	24 –45
	S. ʒss–ii	2 –8	D ♏x–ʒi	6–4
uprarenalin, Sol. 1–1000	H. ʒi–iv	4 –15	C ʒiss–vi	6 –24
	S. ʒss–i	2 –4	D ♏x–ʒss	6–2
vapnia	H. gr x–xxx	6–2	C gr xv–xl	1 –2 6
	S. gr i–iv	06– 2	D gr ss–gr ii	03– 13
weet Spirit Nitre	H. ʒi–iv	30 –120	C ʒii–vi	60 –180
	S. ʒii–iv	8 –15	D ♏x–ʒi	6–4
allianne, Intravenous	H. ʒuss–v	10 –20	C ʒiiss–v	10 –20
	S. ♏v–xv	3–1	D ♏ii–vi	13– 4
anacetum Oil	H. ♏xx–ʒi	1 3–4	C ♏xxx–ʒiss	2 –6
	S ♏ii–vi	13– 4	D ♏j–iii	06– 2
araxacum	H ʒi–ii	30 –60	C ʒiss–iii	45 –90
	S. ʒii–iv	8 –15	D ʒi–ii	4 –8
Ext	H. ʒi–iv	4 –15	C ʒiss–vi	6 –24
	S gr xx–xl	1 3–2 6	D gr v–ʒss	3–2
Fluid Ext	H. ʒi–ii	30 –60	C ʒiss–iii	45 –90
	S. ʒii–iv	8 –15	D ʒi–ii	4 –8
erebene	H. ʒii–vi	8 –24	C ʒiii–ʒi	12 –30
	S ʒss–i	2 –4	D ♏v–xv	3–1
erebinthinæ Oil	H ʒi–ii	30 –60	C ʒiss–vi	45 90
	S ʒi–iv	4 –15	D ♏x–ʒss	6–2
erpin Hydrate	H. ʒss–i	2 –4	C ʒss–iss	2 –6
	S. gr x–xl	6–2 6	D gr v–xx	3–1 3
halline, Sulphate	H. ʒii–iii	8 –12	C ʒii–iv	8 –15
	S. gr xv–ʒss	1 –2	D gr iii–viii	2– 5
hosinamin	H. ʒss–i	2 –4	C ʒss–iss	2 –6
	S. gr viii–xv	5–1	D gr iv–vii	25– 1
hymol.	H. ʒss–ii	2 –8	C ʒi–iii	4 –12
	S. gr. v–ʒss	3–2	D gr i–xv	06–1
ⅈ⅃u Oil	H. ♏xv–ʒss	1 –2	C ʒss–i	2 –4
	S. ♏v–x	3– 6	D ♏ss–iii	03– 2
obacco	H. ʒi–ii	4 –8	C ʒiss–iii	6 –12
	S. gr x–xx	6–1 3	D gr. v–x	3– 6

VETERINARY DOSE-TABLE

Remedies	Dose Apothecary	Dose Metric Gm. or Cc.	Dose Apothecary	Dose Metric Gm. or Cc.
Tonga, Fluid Ext	H. ʒii–ʒi	8 –30	C. ʒiii–ʒiss	12 –45
	S ʒss–i	2 –4	D ʒss	2
Tribromphenal	H. gr xx–ʒiss	1 3–6	C ʒss–ii	2 –8
	S. gr i–viii	06– 5	D gr ss–iv	03– 25
Trional	H. ʒi–iv	4 –15	C ʒiss–vi	6 –24
	S. gr xv–xlv	1 –3	D gr x–ʒss	6– 2
Triticum Fluid Ext	H ʒi–ii	30 –60	C ʒiss–iii	45 –90
	S. ʒii–vi	8 –24	D ʒi–iv	4 –15
Trypsin	H. gr xv–xlv	1 –2	C gr xx–ʒi	1 3–4
	S. viii–xv	5–1	D gr v–x	3– 6
Turpentine Oil, Carminative	H. ʒi–ii	30 –60	C ʒiss–iii	45 –90
	S. ʒi–iv	4 –15	D ♏x–ʒss	6–2
Anthelmintic	H. ʒii–iv	60 –120	C ʒiii–vi	90 –150
	S. ʒss–i	15 –30	C ʒss–iv	2 –15
Diuretic	H. ʒii–vi	8 –24	C. ʒiii–ʒi	12 –30
Ural Uralium	H. ʒii–iv	8 15	C ʒiii–vi	12 –24
	S. ʒss–i	2 –4	D xv–xlv	1 –3
Uranium, Nitrate	H gr v–xx	3–1 3	C gr vii–ʒss	4–2
	S. gr ½–ii	02– 13	D gr ½–i	01– 06
Urea	H. ʒi–iv	4 –15	C ʒiss–vi	6 24
	S. gr xv xx	1 –1 3	D gr x	6
Urethane	H. ʒi–iv	4 –15	C ʒiss–vi	6 –24
	S. gr xv–ʒss	1–2	D gr x xv	6–1
Urotropin	H. ʒi–iv	4 –15	C. ʒiss–vi	6 –24
	S. gr x–xlv	6–3	D gr vii–ʒss	5–2
Ustilago, Fluid Ext	H. ʒss–ii	15 –60	C ʒi–iii	30 –90
	S. ʒss–i	2 –4	D gr xv–ʒss	1 –2
Uva Ursi, Fluid Ext	H. ʒii–iv	60 –120	C ʒii–vi	90 –180
	S. ʒii–iv	8 –15	D ♏x–ʒi	6–4
Valerian	H. ʒi–ii	30 –60	C ʒiss–iii	45 –90
	S. ʒi–ii	4 –8	D gr x–ʒi	6–4
Fluid Ext	H. ʒi–ii	30 –60	C ʒiss–iii	45 –90
	S. ʒi–ii	4 –8	D ♏x–ʒi	6–4
Tinct	S. ʒi–iii	4 –12	D ʒss–ii	2 –8
Tinct. Ammon	S. ʒi–iii	4 –12	D ʒss–ii	2 –8
Oil	H ʒss–i	2 –4	C ʒss iss	2 –6
	S. ♏x–xx	6–1 3	D ♏ii–x	13– 3
Valer Ammon	H. ʒi–iv	4 –15	C ʒii–vi	8 –24
	S. gr v–x	3– 6	D gr ii–v	13– 3
Iron	H. ʒi–iii	4 –12	C ʒiss–iv	6 –15
	S. gr iii–viii	2– 5	D gr i–ii	06– 13
Zinc	H. ʒi–iii	4 –12	C ʒiss–iv	6 –15
	S gr iii–viii	2– 5	D gr i–ii	06– 2
Veratrine	H gr ½–ii	03– 13	C gr ¾–iii	05– 2
	S gr ½o–½	006– 02	D gr ½o–½o	0013– 006
Veratrum Viride	H ʒss–i	2 –4	C ʒss–iss	2 –6
	S gr xx–ʒss	1 3–2	D gr ½o–i	006– 06
Fluid Ext	H. ʒss–i	2 –4	C ʒi–ii	4 –8
	S. ♏xx–ʒss	1 3–2	D ♏½o–i	006– 06

VETERINARY DOSE-TABLE

Remedies	Dose Apothecary	Dose Metric Gm. or Cc.	Dose Apothecary	Dose Metric Gm. or Cc
Tinct. ?	H. ʒss–i	15.–30.	C. ʒss–i	15.–30.
	S. ʒii–iv	8.–15.	D. ♏v–xv	.3–1.
Viburnum Prun., Fluid Ext.	H. ʒi–iv	30.–120.	C. ʒii–vi	60.–180.
	S. ʒii–iv	8 –15.	D. ♏x–ʒi	6–4
Vinegar	H. ʒi–iv	30.–120.	C. ʒii–vi	60 –180.
	S. ʒss–ii	2.–8.	D. ♏xv–ʒi	1 –4.
Whiskey	H. ʒii–iv	30.–120.	C. ʒiii–vi	90 –180.
	S. ʒi–ii	30.–60.	D. ʒi–iv	4.–15.
Wild Cherry Syrup	S. ʒii–vi	8.–24.	D. ʒi–iv	4.–15.
Wintergreen Oil	H. ʒii–ʒi	8.–30.	C. ʒiii–ʒiss	12 –45.
	S. ʒss–ii	2.–8	D. ♏v–xv	3–1.
Xanthoxylum, Fluid Ext.	H. ʒss–ii	15.–60	C. ʒi–iii	30 –90.
	S. ʒi–iii	4.–12.	D ♏v–ʒi	.3–4.
Zea, Fl'd Ext.	H. ʒi–ii	30.–60.	C ʒiss–iii	45.–90
	S. ʒii–iv	8.–15.	D. ʒi–ii	4.–8
Zinc Acetate	H. ʒi–ii	4.–8.	C. ʒiss–iii	6 –12.
	S. gr. x–xx	.6–1.3	D. gr. ½–ii	.03– 13

VETERINARY DOSE-TABLE

Remedies	Dose Apothecary	Dose Metric Gm. or Cc.	Dose Apothecary	Dose Metric Gm. or Cc.
Bromide	H. ʒi–ii	4.–8.	C. ʒiss–iii	6.–12.
	S. gr. x–xx	.6–1.3	D. gr. ½–ii	.03–.13
Iodide	H. ʒi–ii	4.–8.	C. ʒiss–iii	6.–12.
	S. gr. x–xx	.6–1.3	D. gr. ½–ii	.03–.13
Oxide	H. ʒi–ii	4.–8.	C. ʒiss–iii	4.–12.
	S. gr. x–xx	.6–1.3	D. gr. i–x	.06–.6
Phosphide	H. gr. ½–ii	.03–.13	C. gr. i–iii	.06– 2
	S. gr. ½₀–½	.003–.013	D. gr. ¼₀–½₀	.0015–.006
Sulphate	H. ʒi–ii	4.–8.	C. ʒiss–iii	6.–12.
	S. gr. x–xx	.6–1.3	D. gr. ii–iii	.13–.2
Valerianate	H. gr. xx–ʒi	1.3–4.	C. ʒss–ʒiss	2.–6.
	S. gr. iii–vi	.2–.4	D. gr. i–iii	.06–.2
Zingiber	H. ʒii–ʒi	8.–30.	C. ʒiii–ʒss	12.–45.
	S. ʒi–ii	4.–8.	D. gr. v–ʒss	.3–2.
Fluid Ext.	H. ʒii–ʒi	8.–30.	C. ʒiii–ʒiss	12.–45.
	S. ʒi–ii	4.–8.	D. ♏v–ʒss	.3–2.
Oleoresin	H. gr. x–xx	.6–1 3	C. gr. xv–ʒss	1 –2.
	S. gr. iii–vi	.2–.4	D. gr. ½–i	03–.06
Syrup	S. ʒi–iv	4.–15.	D. ʒss–ii	2 –8.
Tincture	H. ʒi–ii	30.–60.	C. ʒiss–iii	45.–9.0
	S. ʒii–iv	8.–15.	D. ♏x–ʒi	.60.4